

# 2008 APNA

Arkansas Prevention Needs Assessment Student Survey



## Baxter County Frequency Distribution Report

Office of Alcohol and Drug Abuse Prevention  
Division of Behavioral Health Services  
Arkansas Department of Human Services  
March 2009

## Contents

### 1 INTRODUCTION

12

### 2 PERCENTAGE TABLES

17

## List of Tables

1	Sex . . . . .	18
2	Age . . . . .	18
3	Are you Hispanic or Latino? . . . . .	18
4	What is your race? Black or African American . . . . .	19
5	What is your race? Asian . . . . .	19
6	What is your race? American Indian . . . . .	19
7	What is your race? Alaska Native . . . . .	19
8	What is your race? White . . . . .	20
9	What is your race? Native Hawaiian or Other Pacific Islander . . . . .	20
10	What is your race? Other . . . . .	20
11	What is the highest level of schooling completed by your mother or father? . . . . .	21
12	Think of where you live most of the time. Which of the following people live there with you? Mother . . . . .	21
13	Think of where you live most of the time. Which of the following people live there with you? Stepmother . . . . .	21
14	Think of where you live most of the time. Which of the following people live there with you? Foster Mother . . . . .	22
15	Think of where you live most of the time. Which of the following people live there with you? Grandmother . . . . .	22
16	Think of where you live most of the time. Which of the following people live there with you? Aunt . . . . .	22
17	Think of where you live most of the time. Which of the following people live there with you? Father . . . . .	22

18	Think of where you live most of the time. Which of the following people live there with you? Stepfather . . . . .	23
19	Think of where you live most of the time. Which of the following people live there with you? Foster Father . . . . .	23
20	Think of where you live most of the time. Which of the following people live there with you? Grandfather . . . . .	23
21	Think of where you live most of the time. Which of the following people live there with you? Uncle . . . . .	23
22	Think of where you live most of the time. Which of the following people live there with you? Other Adults . . . . .	24
23	Think of where you live most of the time. Which of the following people live there with you? Brother(s) . . . . .	24
24	Think of where you live most of the time. Which of the following people live there with you? Stepbrother(s) . . . . .	24
25	Think of where you live most of the time. Which of the following people live there with you? Sister(s) . . . . .	24
26	Think of where you live most of the time. Which of the following people live there with you? Stepsister(s) . . . . .	25
27	Think of where you live most of the time. Which of the following people live there with you? Other Children . . . . .	25
28	In my school, students have lots of chances to help decide things like class activities and rules. . . . .	25
29	Teachers ask me to work on special classroom projects. . . . .	26
30	My teacher(s) notices when I am doing a good job and lets me know about it. . . . .	26
31	There are lots of chances for students in my school to get involved in sports, clubs, and other school activities outside of class. . . .	26
32	There are lots of chances for students in my school to talk with a teacher one-on-one. . . . .	27

33	I feel safe at my school. . . . .	27
34	The school lets my parents know when I have done something well. . . . .	27
35	My teachers praise me when I work hard in school. . . . .	28
36	Are your school grades better than the grades of most students in your class? . . . . .	28
37	I have lots of chances to be part of class discussions or activities. . . . .	28
38	Now thinking back over the past year in school, how often did you: enjoy being in school? . . . . .	29
39	Now thinking back over the past year in school, how often did you: hate being in school? . . . . .	29
40	Now thinking back over the past year in school, how often did you: try to do your best work in school? . . . . .	29
41	How often do you feel that the school work you are assigned is meaningful and important? . . . . .	30
42	Putting them all together, what were your grades like last year? . . . . .	30
43	How important do you think the things you are learning in school are going to be for your later life? . . . . .	30
44	How interesting are most of your courses to you? . . . . .	31
45	During the LAST FOUR WEEKS how many whole days of school have you missed because you skipped or 'cut'? . . . . .	31
46	Think of your four best friends (the friends you feel closest to). In the past year (12 months), how many of your best friends have: participated in clubs, organizations or activities at school? . . . .	31
47	Think of your four best friends (the friends you feel closest to). In the past year (12 months), how many of your best friends have: smoked cigarettes? . . . . .	32

48	Think of your four best friends (the friends you feel closest to). In the past year (12 months), how many of your best friends have: tried beer, wine or hard liquor (for example, vodka, whiskey, or gin) when their parents didn't know about it? . . . . .	32
49	Think of your four best friends (the friends you feel closest to). In the past year (12 months), how many of your best friends have: made a commitment to stay drug-free? . . . . .	32
50	Think of your four best friends (the friends you feel closest to). In the past year (12 months), how many of your best friends have: used marijuana? . . . . .	33
51	Think of your four best friends (the friends you feel closest to). In the past year (12 months), how many of your best friends have: tried to do well in school? . . . . .	33
52	Think of your four best friends (the friends you feel closest to). In the past year (12 months), how many of your best friends have: used LSD, cocaine, amphetamines, or other illegal drugs? . . . . .	33
53	Think of your four best friends (the friends you feel closest to). In the past year (12 months), how many of your best friends have: been suspended from school? . . . . .	34
54	Think of your four best friends (the friends you feel closest to). In the past year (12 months), how many of your best friends have: liked school? . . . . .	34
55	Think of your four best friends (the friends you feel closest to). In the past year (12 months), how many of your best friends have: carried a handgun? . . . . .	34
56	Think of your four best friends (the friends you feel closest to). In the past year (12 months), how many of your best friends have: sold illegal drugs? . . . . .	35
57	Think of your four best friends (the friends you feel closest to). In the past year (12 months), how many of your best friends have: regularly attended religious services? . . . . .	35

58	Think of your four best friends (the friends you feel closest to). In the past year (12 months), how many of your best friends have: stolen or tried to steal a motor vehicle such as a car or motorcycle? . . . . .	35
59	Think of your four best friends (the friends you feel closest to). In the past year (12 months), how many of your best friends have: been arrested? . . . . .	36
60	Think of your four best friends (the friends you feel closest to). In the past year (12 months), how many of your best friends have: dropped out of school? . . . . .	36
61	Think of your four best friends (the friends you feel closest to). In the past year (12 months), how many of your best friends have: been members of a gang? . . . . .	36
62	What are the chances you would be seen as cool if you: smoked cigarettes? . . . . .	37
63	What are the chances you would be seen as cool if you: worked hard at school? . . . . .	37
64	What are the chances you would be seen as cool if you: began drinking alcoholic beverages regularly, that is, at least once or twice a month? . . . . .	37
65	What are the chances you would be seen as cool if you: defended someone who was being verbally abused at school? . . . . .	38
66	What are the chances you would be seen as cool if you: smoked marijuana? . . . . .	38
67	What are the chances you would be seen as cool if you: carried a handgun? . . . . .	38
68	What are the chances you would be seen as cool if you: regularly volunteered to do community service? . . . . .	39
69	How old were you when you first: smoked marijuana? . . . . .	39
70	How old were you when you first: smoked a cigarette, even just a puff? . . . . .	40

71	How old were you when you first: had more than a sip or two of beer, wine or hard liquor (for example, vodka, whiskey, or gin)? . . . . .	40
72	How old were you when you first: began drinking alcoholic beverages regularly, that is, at least once or twice a month? . . . . .	41
73	How old were you when you first: used phenoxydine (pox, px, breeze)? . . . . .	41
74	How old were you when you first: got suspended from school? . . . . .	42
75	How old were you when you first: got arrested? . . . . .	42
76	How old were you when you first: carried a handgun? . . . . .	43
77	How old were you when you first: attacked someone with the idea of seriously hurting them? . . . . .	43
78	How old were you when you first: belonged to a gang? . . . . .	44
79	How wrong do you think it is for someone your age to: take a handgun to school? . . . . .	44
80	How wrong do you think it is for someone your age to: steal anything worth more than \$5? . . . . .	44
81	How wrong do you think it is for someone your age to: pick a fight with someone? . . . . .	45
82	How wrong do you think it is for someone your age to: attack someone with the idea of seriously hurting them? . . . . .	45
83	How wrong do you think it is for someone your age to: stay away from school all day when their parents think they are at school? . . . . .	45
84	How wrong do you think it is for someone your age to: drink beer, wine or hard liquor (for example, vodka, whiskey, or gin) regularly? . . . . .	46
85	How wrong do you think it is for someone your age to: smoke cigarettes? . . . . .	46

86	How wrong do you think it is for someone your age to: smoke marijuana? . . . . .	46
87	How wrong do you think it is for someone your age to: use LSD, cocaine, amphetamines or another illegal drug? . . . . .	47
88	At school during the past 12 months, did you receive help from the resource teacher, speech therapist or other special education teacher? . . . . .	47
89	How many times have you done the following things? done what feels good no matter what. . . . .	47
90	How many times have you done the following things? done something dangerous because someone dared you to do it. . . . .	48
91	How many times have you done the following things? done crazy things even if they are a little dangerous. . . . .	48
92	How many times in the past year (12 months) have you: been suspended from school? . . . . .	49
93	How many times in the past year (12 months) have you: carried a handgun? . . . . .	49
94	How many times in the past year (12 months) have you: sold illegal drugs? . . . . .	50
95	How many times in the past year (12 months) have you: stolen or tried to steal a motor vehicle such as a car or motorcycle? . . . . .	50
96	How many times in the past year (12 months) have you: participated in clubs, organizations or activities at school? . . . . .	51
97	How many times in the past year (12 months) have you: been arrested? . . . . .	51
98	How many times in the past year (12 months) have you: done extra work on your own for school? . . . . .	52
99	How many times in the past year (12 months) have you: attacked someone with the idea of seriously hurting them? . . . . .	52

100	How many times in the past year (12 months) have you: been drunk or high at school? . . . . .	53
101	How many times in the past year (12 months) have you: volunteered to do community service? . . . . .	53
102	How many times in the past year (12 months) have you: taken a handgun to school? . . . . .	54
103	Are you currently on probation, or assigned a probation officer with Juvenile Court? . . . . .	54
104	Have you ever belonged to a gang? . . . . .	54
105	If you have ever belonged to a gang, did that gang have a name? . . . . .	55
106	You're looking at CD's in a music store with a friend. You look up and see her slip a CD under her coat. She smiles and says 'Which one do you want? Go ahead, take it while nobody's around.' There is nobody in sight, no employees and no other customers. What would you do now? . . . . .	55
107	You are visiting another part of town, and you don't know any of the people your age there. You are walking down the street, and some teenager you don't know is walking toward you. He is about your size, and as he is about to pass you, he deliberately bumps into you and you almost lose your balance. What would you say or do? . . . . .	55
108	You are at a party at someone's house, and one of your friends offers you a drink containing alcohol. What would you say or do? . . . . .	56
109	It's 8:00 on a weeknight and you are about to go over to a friend's home when your mother asks you where you are going. You say 'Oh, just going to go hang out with some friends.' She says, 'No, you'll just get into trouble if you go out. Stay home tonight.' What would you do now? . . . . .	56
110	How often do you attend religious services or activities? . . . . .	56
111	I do the opposite of what people tell me, just to get them mad. . . . .	57
112	I like to see how much I can get away with. . . . .	57

113	I ignore rules that get in my way. . . . .	57
114	I think sometimes it's okay to cheat at school. . . . .	58
115	It is important to think before you act. . . . .	58
116	Sometimes I think that life is not worth it. . . . .	58
117	At times I think I am no good at all. . . . .	59
118	All in all, I am inclined to think that I am a failure. . . . .	59
119	In the past year, have you felt depressed or sad MOST days, even if you felt okay sometimes? . . . . .	59
120	It is all right to beat up people if they start the fight. . . . .	60
121	I think it is okay to take something without asking if you can get away with it. . . . .	60
122	Sometimes we don't know what we will do as adults, but we may have an idea. Please answer how true these statements may be for you. WHEN I AM AN ADULT I WILL: smoke cigarettes. . . . .	60
123	Sometimes we don't know what we will do as adults, but we may have an idea. Please answer how true these statements may be for you. WHEN I AM AN ADULT I WILL: drink beer, wine, or liquor. . . . .	61
124	Sometimes we don't know what we will do as adults, but we may have an idea. Please answer how true these statements may be for you. WHEN I AM AN ADULT I WILL: smoke marijuana. . . . .	61
125	Sometimes we don't know what we will do as adults, but we may have an idea. Please answer how true these statements may be for you. WHEN I AM AN ADULT I WILL: use LSD, cocaine, amphetamines or another illegal drug. . . . .	61
126	How much do you think people risk harming themselves (physically or in other ways) if they: smoked one or more packs of cigarettes per day? . . . . .	62

127	How much do you think people risk harming themselves (physically or in other ways) if they: try marijuana once or twice? . . . .	62
128	How much do you think people risk harming themselves (physically or in other ways) if they: smoke marijuana regularly? . . . .	62
129	How much do you think people risk harming themselves (physically or in other ways) if they: take one or two drinks of an alcoholic beverage (beer, wine, liquor) nearly every day? . . . .	63
130	How much do you think people risk harming themselves (physically or in other ways) if they: have five or more drinks once or twice each weekend? . . . .	63
131	On how many occasions have you had alcoholic beverages (beer, wine or hard liquor) to drink in your lifetime - more than just a few sips? . . . .	63
132	On how many occasions have you had beer, wine or hard liquor to drink during the past 30 days? . . . .	64
133	On how many occasions have you used marijuana (grass, pot) or hashish (hash, hash oil) in your lifetime? . . . .	64
134	On how many occasions have you used marijuana (grass, pot) or hashish (hash, hash oil) during the past 30 days? . . . .	65
135	On how many occasions have you used LSD or other psychedelics in your lifetime? . . . .	65
136	On how many occasions have you used LSD or other psychedelics during the past 30 days? . . . .	66
137	On how many occasions have you used cocaine or crack in your lifetime? . . . .	66
138	On how many occasions have you used cocaine or crack during the past 30 days? . . . .	67
139	On how many occasions have you sniffed glue, breathed the contents of an aerosol spray can, or inhaled other gases or sprays, in order to get high in your lifetime? . . . .	67

140	On how many occasions have you sniffed glue, breathed the contents of an aerosol spray can, or inhaled other gases or sprays, in order to get high during the past 30 days? . . . .	68
141	On how many occasions have you used phenoxydine (pox, px, breeze) in your lifetime? . . . .	68
142	On how many occasions have you used phenoxydine (pox, px, breeze) during the past 30 days? . . . .	69
143	On how many occasions have you used sedatives (tranquilizers, such as Valium or Xanax, barbiturates, or sleeping pills) without a doctor telling you to take them, in your lifetime? . . . .	69
144	On how many occasions have you used sedatives (tranquilizers, such as Valium or Xanax, barbiturates, or sleeping pills) without a doctor telling you to take them, during the past 30 days? . . . .	70
145	On how many occasions have you used Methamphetamines (meth, speed, crank, crystal meth) in your lifetime? . . . .	70
146	On how many occasions have you used Methamphetamines (meth, speed, crank, crystal meth) in the past 30 days? . . . .	71
147	On how many occasions have you used stimulants, other than Methamphetamines (such as amphetamines, Ritalin or Dexedrine) without a doctor telling you to take them, in your lifetime? . . . .	71
148	On how many occasions have you used stimulants, other than Methamphetamines (such as amphetamines, Ritalin or Dexedrine) without a doctor telling you to take them, during the past 30 days? . . . .	72
149	On how many occasions have you used heroin or other opiates in your lifetime? . . . .	72
150	On how many occasions have you used heroin or other opiates during the past 30 days? . . . .	73
151	On how many occasions have you used MDMA ('X', 'E', or ecstasy) in your lifetime? . . . .	73

152	On how many occasions have you used MDMA ('X', 'E', or ecstasy) during the past 30 days? . . . . .	74
153	On how many occasions have you taken prescription drugs (such as Valium, Xanax, Ritalin, Adderall, OxyContin, Darvocet, or sleeping pills) on your own-that is, without a doctor telling you to take them in your lifetime? . . . . .	74
154	On how many occasions have you taken prescription drugs (such as Valium, Xanax, Ritalin, Adderall, OxyContin, Darvocet, or sleeping pills) on your own-that is, without a doctor telling you to take them during the past 30 days? . . . . .	75
155	On how many occasions have you taken non-prescription medicines such as diet pills (for example, Dietac, Dexatrim or Prolamine), stay-awake pills (for example No-Doz, Vivarin, or Wake), or cough or cold medicines (robos, DXM, etc.) to get high in your lifetime? . . . . .	75
156	On how many occasions have you taken non-prescription medicines such as diet pills (for example, Dietac, Dexatrim or Prolamine), stay-awake pills (for example No-Doz, Vivarin, or Wake), or cough or cold medicines (robos, DXM, etc.) to get high during the past 30 days? . . . . .	76
157	On how many occasions have you been drunk or very high from drinking alcoholic beverages during the past 30 days? . . . . .	76
158	Think back over the last two weeks. How many times have you had five or more alcoholic drinks in a row? . . . . .	77
159	Have you ever used smokeless tobacco (chew, snuff, plug, dipping tobacco, or chewing tobacco)? . . . . .	77
160	How often have you taken smokeless tobacco during the past 30 days? . . . . .	77
161	Have you ever smoked cigarettes? . . . . .	78
162	How frequently have you smoked cigarettes during the past 30 days? . . . . .	78

163	During the last month, about how many marijuana cigarettes, or the equivalent, did you smoke a day, on the average? . . . . .	79
164	If you drank alcohol (not just a sip or taste) in the past year, how did you usually get it? . . . . .	79
165	If you drank alcohol (not just a sip or taste) in the past year, where did you usually drink it? . . . . .	80
166	If you smoked cigarettes (not just a puff or drag) in the past year, how did you usually get them? . . . . .	81
167	If you smoked cigarettes (not just a puff or drag) in the past year, where did you usually smoke them? . . . . .	82
168	During the past 30 days, how many times did you ride in a car or other vehicle driven by someone who had been drinking alcohol? . . . . .	82
169	During the past 30 days, how many times did you drive a car or other vehicle when you had been drinking alcohol? . . . . .	83
170	How wrong would most adults (over 21) in your neighborhood think it is for kids your age: to use marijuana? . . . . .	83
171	How wrong would most adults (over 21) in your neighborhood think it is for kids your age: to drink alcohol? . . . . .	83
172	How wrong would most adults (over 21) in your neighborhood think it is for kids your age: to smoke cigarettes? . . . . .	84
173	How much do each of the following statements describe your neighborhood? crime and/or drug selling . . . . .	84
174	How much do each of the following statements describe your neighborhood? fights . . . . .	84
175	How much do each of the following statements describe your neighborhood? lots of empty or abandoned buildings . . . . .	85
176	How much do each of the following statements describe your neighborhood? lots of graffiti . . . . .	85
177	If I had to move, I would miss the neighborhood I now live in. . . . .	85

178	My neighbors notice when I am doing a good job and let me know about it. . . . .	86
179	I like my neighborhood. . . . .	86
180	There are lots of adults in my neighborhood I could talk to about something important. . . . .	86
181	I'd like to get out of my neighborhood. . . . .	87
182	There are people in my neighborhood who are proud of me when I do something well. . . . .	87
183	There are people in my neighborhood who encourage me to do my best. . . . .	87
184	I feel safe in my neighborhood. . . . .	88
185	Which of the following activities for people your age are available in your community? sports teams? . . . . .	88
186	Which of the following activities for people your age are available in your community? scouting? . . . . .	88
187	Which of the following activities for people your age are available in your community? boys and girls clubs? . . . . .	89
188	Which of the following activities for people your age are available in your community? 4-H clubs? . . . . .	89
189	Which of the following activities for people your age are available in your community? service clubs? . . . . .	89
190	If a kid smoked marijuana in your neighborhood would he or she be caught by the police? . . . . .	90
191	If a kid drank some beer, wine or hard liquor (for example, vodka, whiskey, or gin) in your neighborhood would he or she be caught by the police? . . . . .	90
192	If a kid carried a handgun in your neighborhood would he or she be caught by the police? . . . . .	90

193	If you wanted to get some cigarettes, how easy would it be for you to get some? . . . . .	91
194	If you wanted to get some beer, wine or hard liquor (for example, vodka, whiskey, or gin), how easy would it be for you to get some? . . . . .	91
195	If you wanted to get a drug like cocaine, LSD, or amphetamines, how easy would it be for you to get some? . . . . .	91
196	If you wanted to get a handgun, how easy would it be for you to get one? . . . . .	92
197	If you wanted to get some marijuana, how easy would it be for you to get some? . . . . .	92
198	During the past 12 months, have you participated in any alcohol prevention programs or seen any alcohol prevention messages in your school or community? Yes, a school-based program focused on preventing underage drinking and/or drinking and driving. . . . .	92
199	During the past 12 months, have you participated in any alcohol prevention programs or seen any alcohol prevention messages in your school or community? Yes, a community-based program focused on preventing underage drinking and/or drinking and driving (for example, through your church or temple or through youth groups like Boys and Girls Club or 4-H). . . . .	93
200	During the past 12 months, have you participated in any alcohol prevention programs or seen any alcohol prevention messages in your school or community? Yes, a media campaign addressing underage drinking and/or drinking and driving (for example, newspaper ads, posters, pamphlets, radio, TV). . . . .	93
201	During the past 12 months, have you participated in any alcohol prevention programs or seen any alcohol prevention messages in your school or community? No . . . . .	93
202	How wrong do your parents feel it would be for YOU to: drink beer, wine or hard liquor (for example, vodka, whiskey or gin) regularly? . . . . .	94
203	How wrong do your parents feel it would be for YOU to: smoke cigarettes? . . . . .	94

204	How wrong do your parents feel it would be for YOU to: smoke marijuana? . . . . .	94
205	How wrong do your parents feel it would be for YOU to: steal something worth more than \$5? . . . . .	95
206	How wrong do your parents feel it would be for YOU to: draw graffiti, write things, or draw pictures on buildings or other property (without the owner's permission)? . . . . .	95
207	How wrong do your parents feel it would be for YOU to: pick a fight with someone? . . . . .	95
208	During the past 12 months, have you talked with at least one of your parents about the dangers of underage drinking and/or drinking and driving? By parents, we mean either your biological parents, adoptive parents, stepparents, or adult guardians - whether or not they live with you. . . . .	96
209	Have any of your brothers or sisters ever: drunk beer, wine or hard liquor (for example, vodka, whiskey or gin)? . . . . .	96
210	Have any of your brothers or sisters ever: smoked marijuana? . . . . .	96
211	Have any of your brothers or sisters ever: smoked cigarettes? . . . . .	97
212	Have any of your brothers or sisters ever: taken a handgun to school? . . . . .	97
213	Have any of your brothers or sisters ever: been suspended or expelled from school? . . . . .	97
214	The rules in my family are clear. . . . .	98
215	People in my family often insult or yell at each other. . . . .	98
216	When I am not at home, one of my parents knows where I am and who I am with. . . . .	98
217	We argue about the same things in my family over and over. . . . .	99

218	If you drank some beer or wine or liquor (for example, vodka, whiskey, or gin) without your parents' permission, would you be caught by your parents? . . . . .	99
219	My family has clear rules about alcohol and drug use. . . . .	99
220	If you carried a handgun without your parents' permission, would you be caught by your parents? . . . . .	100
221	If you skipped school would you be caught by your parents? . . . . .	100
222	Do you feel very close to your mother? . . . . .	100
223	Do you share your thoughts and feelings with your mother? . . . . .	101
224	My parents ask me what I think before most family decisions affecting me are made. . . . .	101
225	Do you share your thoughts and feelings with your father? . . . . .	101
226	Do you enjoy spending time with your mother? . . . . .	102
227	Do you enjoy spending time with your father? . . . . .	102
228	If I had a personal problem, I could ask my mom or dad for help. . . . .	102
229	Do you feel very close to your father? . . . . .	103
230	My parents give me lots of chances to do fun things with them. . . . .	103
231	My parents ask if I've gotten my homework done. . . . .	103
232	People in my family have serious arguments. . . . .	104
233	Would your parents know if you did not come home on time? . . . . .	104
234	It is important to be honest with your parents, even if they become upset or you get punished. . . . .	104
235	My parents notice when I am doing a good job and let me know about it. . . . .	105

236	How often do your parents tell you they're proud of you for something you've done? . . . . .	105
237	How many brothers and sisters, including stepbrothers and step-sisters, do you have that are younger than you? . . . . .	105
238	How many brothers and sisters, including stepbrothers and step-sisters, do you have that are older than you? . . . . .	106
239	Have you changed homes in the past year (the last 12 months)?	106
240	How many times have you changed homes since kindergarten? .	106
241	Have you changed schools (including changing from elementary to middle and middle to high school) in the past year? . . . . .	107
242	How many times have you changed schools since kindergarten (including changing from elementary to middle and middle to high school)? . . . . .	107
243	Has anyone in your family ever had severe alcohol or drug problems?	107
244	About how many adults (over 21) have you known personally who in the past year have: used marijuana, crack, cocaine, or other drugs? . . . . .	108
245	About how many adults (over 21) have you known personally who in the past year have: sold or dealt drugs? . . . . .	108
246	About how many adults (over 21) have you known personally who in the past year have: done other things that could get them in trouble with the police, like stealing, selling stolen goods, mugging or assaulting others, etc.? . . . .	108
247	About how many adults (over 21) have you known personally who in the past year have: gotten drunk or high? . . . . .	109
248	How honest were you in filling out this survey? . . . . .	109

## List of Figures

1	Grade Chart . . . . .	13
2	Gender Chart . . . . .	14
3	Age Chart . . . . .	15
4	Ethnic Origin Chart . . . . .	16

# 1 INTRODUCTION

This report was generated from data collected on the *2008 Arkansas Prevention Needs Assessment Student Survey*. This report contains basic frequency tables of all data collected and graphs on the selected demographic variables of grade, gender, age and ethnic origin. The graph on ethnic origin is represented as a bar chart rather than as a pie chart. This is because students were allowed to mark more than one response for ethnic origin as opposed to being allowed to mark only one response. The bars represent the percent of students who marked each of the ethnic categories.

Questions regarding the information found in this report can be directed to:

**Pride Surveys**

160 Vanderbilt Court  
Bowling Green, KY 42103  
1-800-279-6361  
[www.pridesurveys.com](http://www.pridesurveys.com)

# Grade Chart

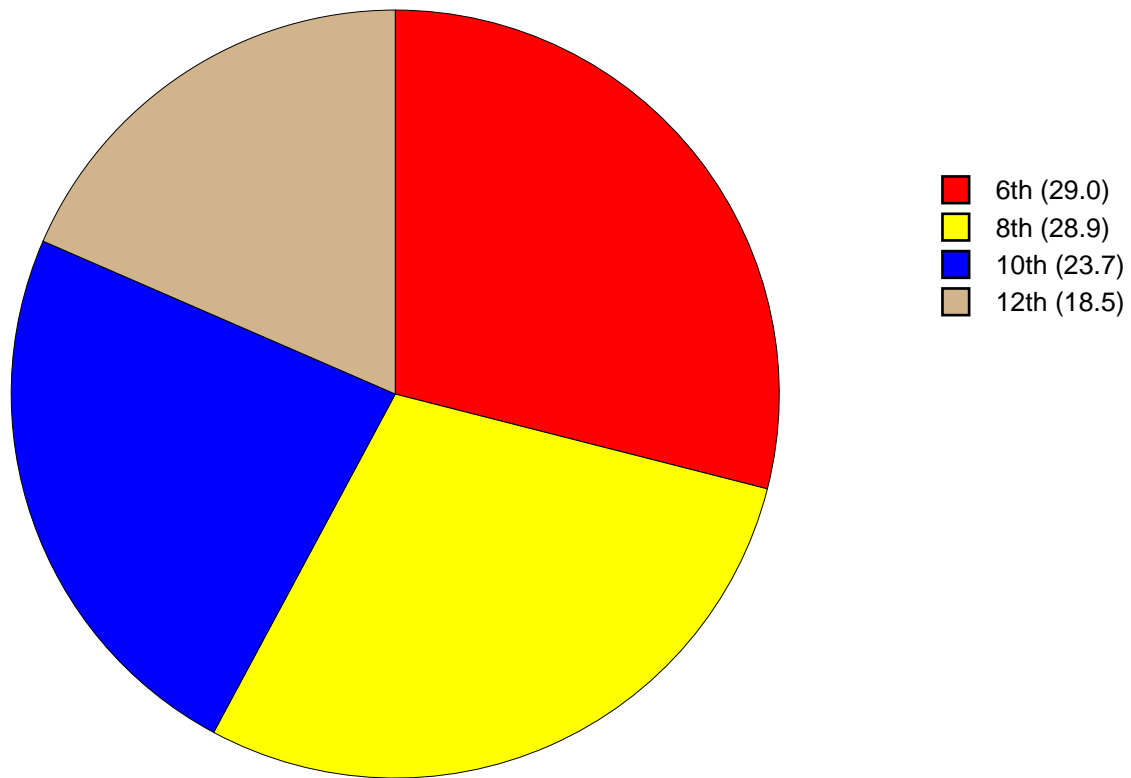


Figure 1: Grade Chart

## Gender Chart

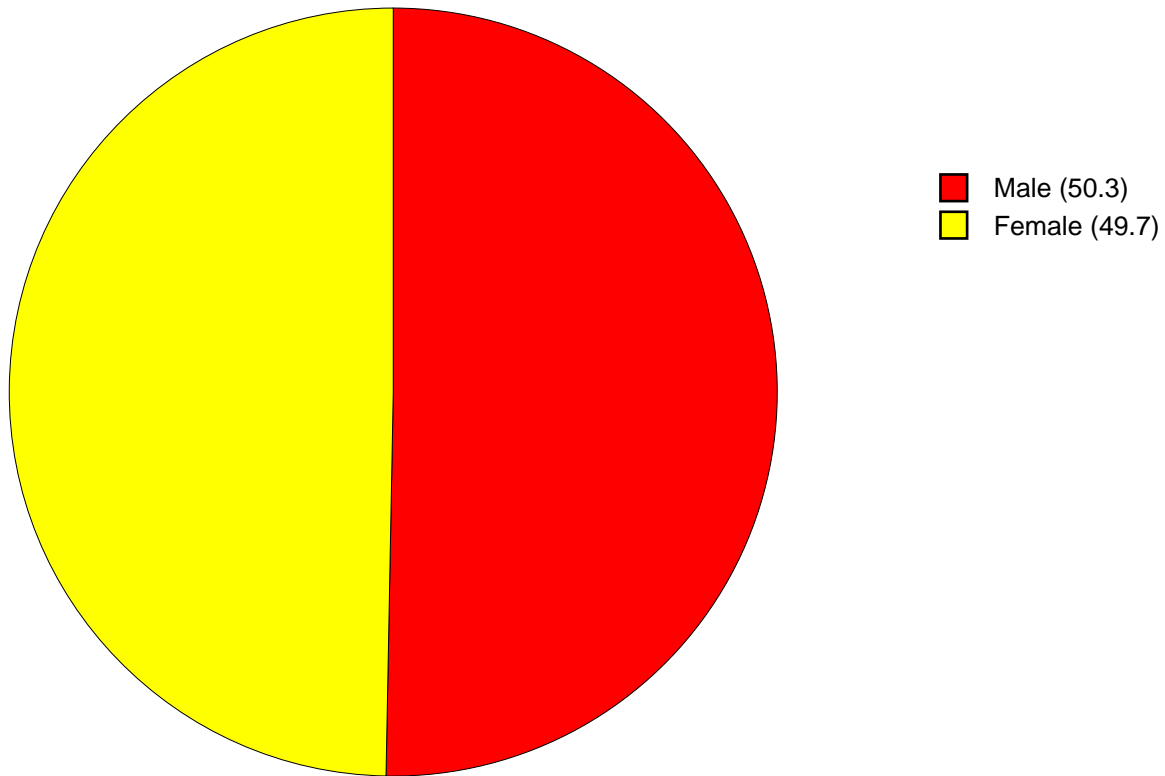


Figure 2: Gender Chart

## Age Chart

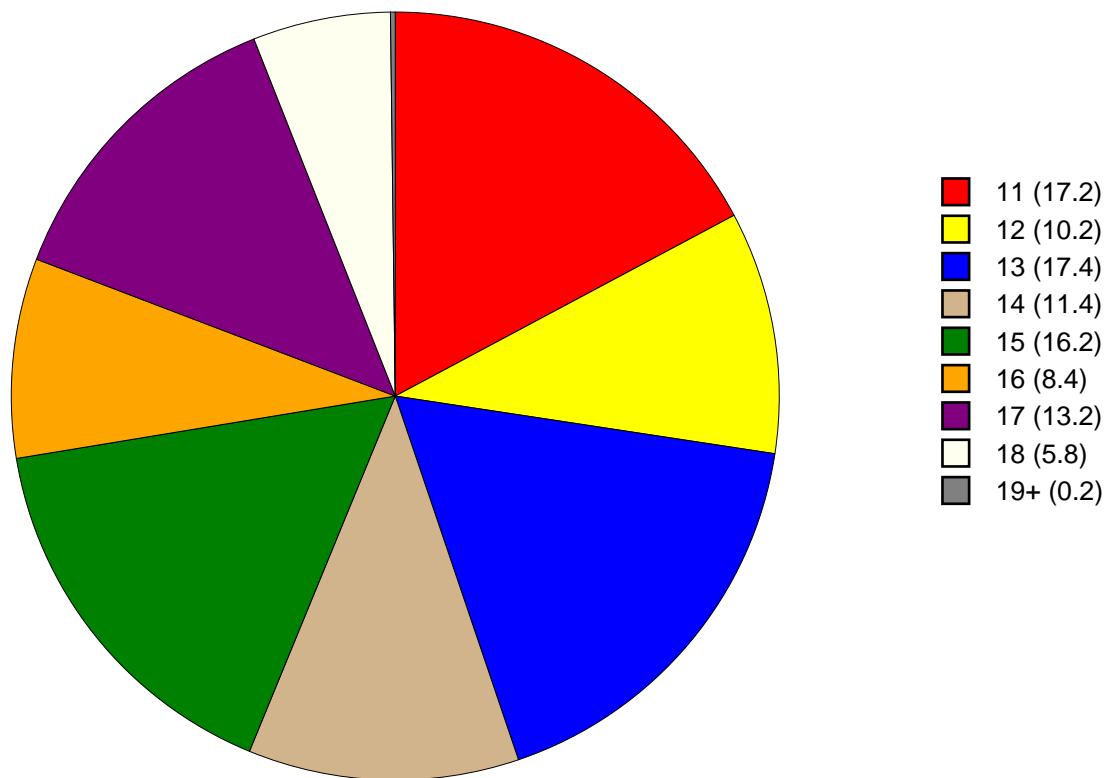


Figure 3: Age Chart

# Ethnic Origin Chart

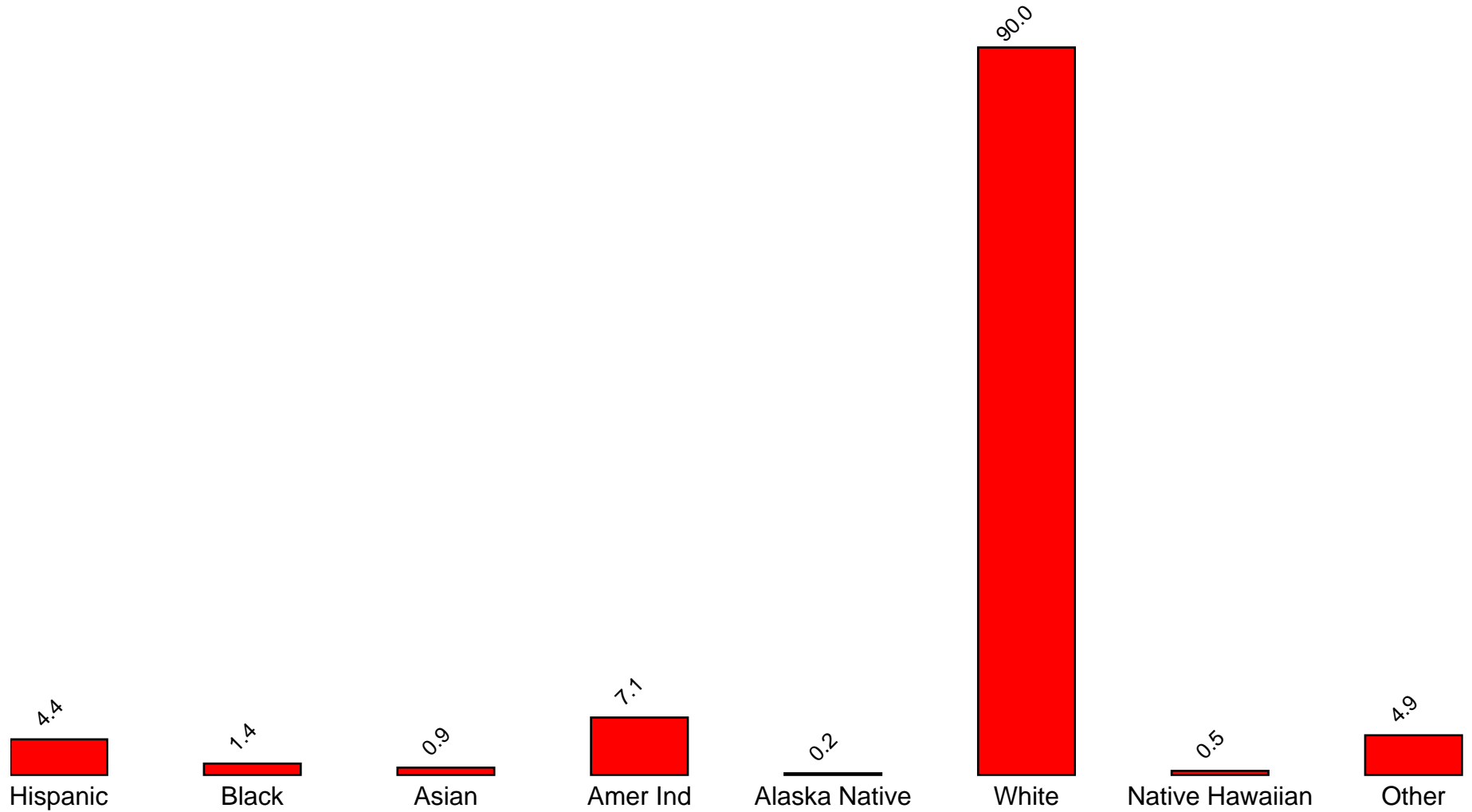


Figure 4: Ethnic Origin Chart

## 2 PERCENTAGE TABLES

The following tables contain frequency distribution detailing how your students responded to each question on the survey. The tables appear in the same order as the questions on the survey. The tables include breakdowns by grade level as well as overall percentages. The *N of Valid* row is a frequency count of the number of valid responses to each question for each grade and overall. The *N of Miss* row is a frequency count of the number of invalid (marked more than one response) or missing (i.e. did not respond) responses to each question for each grade and overall.

For the questions that allowed more than one response (i.e. race, live with, etc.) each response becomes a separate table. If a student did not mark the response, that was counted as a NO response, and if they did mark the response, that was counted as a YES response. Since a non response is a valid response for these questions, the *N of Miss* will always be zero for these questions.

Table 1: Sex

Response	6	8	10	12	Total
Male	50.3	50.2	51.3	48.9	50.3
Female	49.7	49.8	48.7	51.1	49.7
N of Valid	288	287	236	182	993
N of Miss	2	2	1	3	8

Table 2: Age

Response	6	8	10	12	Total
10 or younger	0.0	0.0	0.0	0.0	0.0
11	59.6	0.0	0.0	0.0	17.2
12	35.2	0.3	0.0	0.0	10.2
13	4.2	55.9	0.0	0.0	17.4
14	1.0	38.2	0.4	0.0	11.4
15	0.0	5.6	61.4	0.0	16.2
16	0.0	0.0	35.2	0.5	8.4
17	0.0	0.0	3.0	67.0	13.2
18	0.0	0.0	0.0	31.4	5.8
19 or older	0.0	0.0	0.0	1.1	0.2
N of Valid	287	288	236	185	996
N of Miss	3	1	1	0	5

Table 3: Are you Hispanic or Latino?

Response	6	8	10	12	Total
No	95.1	97.1	94.8	95.1	95.6
Yes	4.9	2.9	5.2	4.9	4.4
N of Valid	265	275	230	184	954
N of Miss	25	14	7	1	47

Table 4: What is your race? Black or African American



Response	6	8	10	12	Total	
No	98.3	97.9	99.2	99.5	98.6	
Yes	1.7	2.1	0.8	0.5	1.4	
N of Valid	290	289	237	185	1001	
N of Miss	0	0	0	0	0	

Table 5: What is your race? Asian



Response	6	8	10	12	Total	
No	98.6	99.0	99.6	99.5	99.1	
Yes	1.4	1.0	0.4	0.5	0.9	
N of Valid	290	289	237	185	1001	
N of Miss	0	0	0	0	0	

Table 6: What is your race? American Indian



Response	6	8	10	12	Total	
No	88.3	91.7	97.5	96.2	92.9	
Yes	11.7	8.3	2.5	3.8	7.1	
N of Valid	290	289	237	185	1001	
N of Miss	0	0	0	0	0	

Table 7: What is your race? Alaska Native



Response	6	8	10	12	Total	
No	100.0	99.3	100.0	100.0	99.8	
Yes	0.0	0.7	0.0	0.0	0.2	
N of Valid	290	289	237	185	1001	
N of Miss	0	0	0	0	0	

Table 8: What is your race? White



Response	6	8	10	12	Total	
No	16.9	9.3	5.5	5.9	10.0	
Yes	83.1	90.7	94.5	94.1	90.0	
N of Valid	290	289	237	185	1001	
N of Miss	0	0	0	0	0	

Table 9: What is your race? Native Hawaiian or Other Pacific Islander



Response	6	8	10	12	Total	
No	99.0	99.3	100.0	100.0	99.5	
Yes	1.0	0.7	0.0	0.0	0.5	
N of Valid	290	289	237	185	1001	
N of Miss	0	0	0	0	0	

Table 10: What is your race? Other



Response	6	8	10	12	Total	
No	91.4	95.2	97.9	97.3	95.1	
Yes	8.6	4.8	2.1	2.7	4.9	
N of Valid	290	289	237	185	1001	
N of Miss	0	0	0	0	0	

Table 11: What is the highest level of schooling completed by your mother or father?









Response	6	8	10	12	Total	
Completed grade school or less	3.6	1.4	0.0	0.0	1.4	
Some high school	3.2	5.9	7.7	10.9	6.5	
Completed high school	12.1	19.6	19.7	24.0	18.3	
Some college	13.2	21.0	18.9	18.0	17.7	
Completed college	25.6	19.9	30.0	29.0	25.6	
Graduate or professional school after college	7.8	16.8	14.6	10.4	12.5	
Don't know	33.1	14.0	7.7	7.1	16.7	
Does not apply	1.4	1.4	1.3	0.5	1.2	
N of Valid	281	286	233	183	983	
N of Miss	9	3	4	2	18	

Table 12: Think of where you live most of the time. Which of the following people live there with you? Mother



Response	6	8	10	12	Total	
No	12.8	13.8	16.0	15.7	14.4	
Yes	87.2	86.2	84.0	84.3	85.6	
N of Valid	290	289	237	185	1001	
N of Miss	0	0	0	0	0	

Table 13: Think of where you live most of the time. Which of the following people live there with you? Stepmother



Response	6	8	10	12	Total	
No	95.9	92.4	93.7	95.1	94.2	
Yes	4.1	7.6	6.3	4.9	5.8	
N of Valid	290	289	237	185	1001	
N of Miss	0	0	0	0	0	

Table 14: Think of where you live most of the time. Which of the following people live there with you? Foster Mother



Response	6	8	10	12	Total	
No	99.7	99.3	99.6	100.0	99.6	
Yes	0.3	0.7	0.4	0.0	0.4	
N of Valid	290	289	237	185	1001	
N of Miss	0	0	0	0	0	

Table 15: Think of where you live most of the time. Which of the following people live there with you? Grandmother



Response	6	8	10	12	Total	
No	89.7	91.3	93.2	91.4	91.3	
Yes	10.3	8.7	6.8	8.6	8.7	
N of Valid	290	289	237	185	1001	
N of Miss	0	0	0	0	0	

Table 16: Think of where you live most of the time. Which of the following people live there with you? Aunt



Response	6	8	10	12	Total	
No	96.9	98.6	95.4	97.8	97.2	
Yes	3.1	1.4	4.6	2.2	2.8	
N of Valid	290	289	237	185	1001	
N of Miss	0	0	0	0	0	

Table 17: Think of where you live most of the time. Which of the following people live there with you? Father



Response	6	8	10	12	Total	
No	38.3	36.3	38.8	40.5	38.3	
Yes	61.7	63.7	61.2	59.5	61.7	
N of Valid	290	289	237	185	1001	
N of Miss	0	0	0	0	0	

Table 18: Think of where you live most of the time. Which of the following people live there with you? Stepfather



Response	6	8	10	12	Total	
No	87.2	85.8	82.3	86.5	85.5	
Yes	12.8	14.2	17.7	13.5	14.5	
N of Valid	290	289	237	185	1001	
N of Miss	0	0	0	0	0	

Table 19: Think of where you live most of the time. Which of the following people live there with you? Foster Father



Response	6	8	10	12	Total	
No	99.3	99.7	100.0	100.0	99.7	
Yes	0.7	0.3	0.0	0.0	0.3	
N of Valid	290	289	237	185	1001	
N of Miss	0	0	0	0	0	

Table 20: Think of where you live most of the time. Which of the following people live there with you? Grandfather



Response	6	8	10	12	Total	
No	91.4	94.5	94.5	96.2	93.9	
Yes	8.6	5.5	5.5	3.8	6.1	
N of Valid	290	289	237	185	1001	
N of Miss	0	0	0	0	0	

Table 21: Think of where you live most of the time. Which of the following people live there with you? Uncle



Response	6	8	10	12	Total	
No	96.6	96.5	98.3	96.2	96.9	
Yes	3.4	3.5	1.7	3.8	3.1	
N of Valid	290	289	237	185	1001	
N of Miss	0	0	0	0	0	

Table 22: Think of where you live most of the time. Which of the following people live there with you? Other Adults



Response	6	8	10	12	Total	
No	97.6	97.2	97.9	97.3	97.5	
Yes	2.4	2.8	2.1	2.7	2.5	
N of Valid	290	289	237	185	1001	
N of Miss	0	0	0	0	0	

Table 23: Think of where you live most of the time. Which of the following people live there with you? Brother(s)



Response	6	8	10	12	Total	
No	57.6	55.0	62.4	63.2	59.0	
Yes	42.4	45.0	37.6	36.8	41.0	
N of Valid	290	289	237	185	1001	
N of Miss	0	0	0	0	0	

Table 24: Think of where you live most of the time. Which of the following people live there with you? Stepbrother(s)



Response	6	8	10	12	Total	
No	96.6	95.5	95.4	95.7	95.8	
Yes	3.4	4.5	4.6	4.3	4.2	
N of Valid	290	289	237	185	1001	
N of Miss	0	0	0	0	0	

Table 25: Think of where you live most of the time. Which of the following people live there with you? Sister(s)



Response	6	8	10	12	Total	
No	62.4	58.5	62.0	68.6	62.3	
Yes	37.6	41.5	38.0	31.4	37.7	
N of Valid	290	289	237	185	1001	
N of Miss	0	0	0	0	0	

Table 26: Think of where you live most of the time. Which of the following people live there with you? Stepsister(s)



Response	6	8	10	12	Total	
No	94.1	93.8	94.9	96.8	94.7	
Yes	5.9	6.2	5.1	3.2	5.3	
N of Valid	290	289	237	185	1001	
N of Miss	0	0	0	0	0	

Table 27: Think of where you live most of the time. Which of the following people live there with you? Other Children



Response	6	8	10	12	Total	
No	95.5	96.9	96.2	94.1	95.8	
Yes	4.5	3.1	3.8	5.9	4.2	
N of Valid	290	289	237	185	1001	
N of Miss	0	0	0	0	0	

Table 28: In my school, students have lots of chances to help decide things like class activities and rules.





Response	6	8	10	12	Total	
NO!	18.1	8.8	8.4	16.2	12.8	
no	39.7	32.0	29.5	28.6	33.0	
yes	34.8	50.7	51.9	47.6	45.8	
YES!	7.3	8.5	10.1	7.6	8.4	
N of Valid	287	284	237	185	993	
N of Miss	3	5	0	0	8	

Table 29: Teachers ask me to work on special classroom projects.

Response	6	8	10	12	Total
NO!	6.6	10.4	8.0	7.6	8.2
no	38.0	52.4	43.9	44.3	44.7
yes	47.0	32.6	43.5	44.3	41.5
YES!	8.4	4.5	4.6	3.8	5.5
N of Valid	287	288	237	185	997
N of Miss	3	1	0	0	4

Table 30: My teacher(s) notices when I am doing a good job and lets me know about it.

Response	6	8	10	12	Total
NO!	5.9	7.0	5.1	6.5	6.1
no	11.9	20.9	20.7	25.0	19.0
yes	54.5	53.0	58.2	54.3	54.9
YES!	27.6	19.2	16.0	14.1	19.9
N of Valid	286	287	237	184	994
N of Miss	4	2	0	1	7

Table 31: There are lots of chances for students in my school to get involved in sports, clubs, and other school activities outside of class.

Response	6	8	10	12	Total
NO!	3.5	0.3	0.8	0.0	1.3
no	10.5	2.1	3.0	2.7	4.8
yes	38.9	28.1	32.9	35.7	33.8
YES!	47.0	69.4	63.3	61.6	60.1
N of Valid	285	288	237	185	995
N of Miss	5	1	0	0	6

Table 32: There are lots of chances for students in my school to talk with a teacher one-on-one.

Response	6	8	10	12	Total
NO!	3.5	3.5	5.1	3.2	3.8
no	16.1	16.3	16.9	16.2	16.4
yes	46.5	47.6	54.2	58.4	50.9
YES!	33.9	32.6	23.7	22.2	28.9
N of Valid	286	288	236	185	995
N of Miss	4	1	1	0	6

Table 33: I feel safe at my school.

Response	6	8	10	12	Total
NO!	4.2	3.8	3.0	7.6	4.4
no	11.5	9.8	8.0	4.9	8.9
yes	42.3	46.0	55.7	54.6	48.8
YES!	42.0	40.4	33.3	33.0	37.8
N of Valid	286	287	237	185	995
N of Miss	4	2	0	0	6

Table 34: The school lets my parents know when I have done something well.

Response	6	8	10	12	Total
NO!	11.5	16.4	19.0	20.5	16.4
no	31.4	42.0	51.1	58.4	44.1
yes	45.6	32.5	24.9	16.8	31.6
YES!	11.5	9.1	5.1	4.3	7.9
N of Valid	287	286	237	185	995
N of Miss	3	3	0	0	6

Table 35: My teachers praise me when I work hard in school.





Response	6	8	10	12	Total	
NO!	13.1	13.4	10.6	13.0	12.6	
no	26.6	40.8	44.9	40.5	37.7	
yes	44.0	38.0	38.1	42.2	40.5	
YES!	16.3	7.7	6.4	4.3	9.2	
N of Valid	282	284	236	185	987	
N of Miss	8	5	1	0	14	

Table 36: Are your school grades better than the grades of most students in your class?





Response	6	8	10	12	Total	
NO!	10.9	8.7	8.9	7.0	9.1	
no	28.2	29.0	38.6	30.3	31.3	
yes	41.5	45.5	40.3	51.9	44.3	
YES!	19.4	16.8	12.3	10.8	15.3	
N of Valid	284	286	236	185	991	
N of Miss	6	3	1	0	10	

Table 37: I have lots of chances to be part of class discussions or activities.





Response	6	8	10	12	Total	
NO!	3.8	1.8	4.3	3.3	3.2	
no	18.1	15.1	13.2	14.7	15.5	
yes	47.4	58.1	63.0	58.2	56.2	
YES!	30.7	25.0	19.6	23.9	25.2	
N of Valid	287	284	235	184	990	
N of Miss	3	5	2	1	11	

Table 38: Now thinking back over the past year in school, how often did you: enjoy being in school?

Response	6	8	10	12	Total
Never	10.7	9.1	4.2	10.8	8.7
Seldom	12.1	12.2	16.5	17.8	14.2
Sometimes	36.0	35.9	38.1	36.8	36.6
Often	27.3	27.2	29.2	27.0	27.7
Almost always	13.8	15.7	11.9	7.6	12.7
N of Valid	289	287	236	185	997
N of Miss	1	2	1	0	4

Table 39: Now thinking back over the past year in school, how often did you: hate being in school?

Response	6	8	10	12	Total
Never	11.5	7.8	5.5	1.6	7.2
Seldom	26.7	35.3	29.5	18.9	28.4
Sometimes	34.0	28.6	35.4	36.2	33.2
Often	14.2	16.3	18.6	28.1	18.4
Almost always	13.5	12.0	11.0	15.1	12.8
N of Valid	288	283	237	185	993
N of Miss	2	6	0	0	8

Table 40: Now thinking back over the past year in school, how often did you: try to do your best work in school?

Response	6	8	10	12	Total
Never	0.0	2.1	1.3	3.8	1.6
Seldom	2.8	2.8	5.1	4.3	3.6
Sometimes	8.4	13.0	22.0	21.2	15.3
Often	26.1	27.8	41.1	42.9	33.3
Almost always	62.7	54.2	30.5	27.7	46.1
N of Valid	287	284	236	184	991
N of Miss	3	5	1	1	10

Table 41: How often do you feel that the school work you are assigned is meaningful and important?

Response	6	8	10	12	Total
Never	7.0	6.0	7.2	10.9	7.5
Seldom	12.2	15.4	30.0	29.9	20.7
Sometimes	24.8	36.5	37.6	36.4	33.4
Often	32.2	30.5	21.1	19.6	26.7
Almost always	23.8	11.6	4.2	3.3	11.8
N of Valid	286	285	237	184	992
N of Miss	4	4	0	1	9

Table 42: Putting them all together, what were your grades like last year?

Response	6	8	10	12	Total
Mostly F's	1.1	1.7	0.4	0.5	1.0
Mostly D's	3.9	5.2	7.6	2.7	5.0
Mostly C's	15.6	26.2	27.5	26.6	23.6
Mostly B's	34.0	37.8	36.9	47.3	38.3
Mostly A's	45.4	29.0	27.5	22.8	32.2
N of Valid	282	286	236	184	988
N of Miss	8	3	1	1	13

Table 43: How important do you think the things you are learning in school are going to be for your later life?

Response	6	8	10	12	Total
Very important	39.0	33.0	14.8	5.4	25.3
Quite important	30.0	28.5	23.6	28.3	27.7
Fairly important	21.6	29.2	37.6	37.5	30.5
Slightly important	8.0	8.0	21.1	25.0	14.3
Not at all important	1.4	1.4	3.0	3.8	2.2
N of Valid	287	288	237	184	996
N of Miss	3	1	0	1	5

Table 44: How interesting are most of your courses to you?






Response	6	8	10	12	Total	
Very interesting and stimulating	12.9	5.6	3.8	3.2	6.8	
Quite interesting	24.3	28.9	24.9	22.2	25.4	
Fairly interesting	35.4	37.3	41.4	42.7	38.7	
Slightly dull	18.2	19.5	22.8	23.2	20.6	
Very dull	9.3	8.7	7.2	8.6	8.5	
N of Valid	280	287	237	185	989	
N of Miss	10	2	0	0	12	

Table 45: During the LAST FOUR WEEKS how many whole days of school have you missed because you skipped or 'cut'?








Response	6	8	10	12	Total	
None	77.0	81.2	81.0	70.1	77.9	
1	12.5	10.1	8.9	12.0	10.9	
2	2.8	3.5	5.1	3.8	3.7	
3	2.8	3.1	3.4	7.1	3.8	
4-5	2.8	1.7	0.4	2.7	1.9	
6-10	1.4	0.0	0.8	2.7	1.1	
11 or more	0.7	0.3	0.4	1.6	0.7	
N of Valid	287	287	237	184	995	
N of Miss	3	2	0	1	6	

Table 46: Think of your four best friends (the friends you feel closest to). In the past year (12 months), how many of your best friends have: participated in clubs, organizations or activities at school?






Response	6	8	10	12	Total	
0	18.6	9.0	12.3	7.1	12.2	
1	14.0	12.5	13.6	9.3	12.6	
2	21.1	15.6	14.9	13.1	16.5	
3	15.1	19.8	13.2	15.8	16.1	
4	31.2	43.1	46.0	54.6	42.5	
N of Valid	285	288	235	183	991	
N of Miss	5	1	2	2	10	

Table 47: Think of your four best friends (the friends you feel closest to). In the past year (12 months), how many of your best friends have: smoked cigarettes?






Response	6	8	10	12	Total	
0	84.8	60.3	45.3	40.8	60.1	
1	9.2	19.2	16.1	17.9	15.4	
2	4.6	8.4	17.8	9.8	9.8	
3	0.0	4.5	8.1	13.0	5.7	
4	1.4	7.7	12.7	18.5	9.1	
N of Valid	282	287	236	184	989	
N of Miss	8	2	1	1	12	

Table 48: Think of your four best friends (the friends you feel closest to). In the past year (12 months), how many of your best friends have: tried beer, wine or hard liquor (for example, vodka, whiskey, or gin) when their parents didn't know about it?






Response	6	8	10	12	Total	
0	77.9	56.8	34.9	21.7	51.1	
1	12.8	15.0	9.8	19.0	13.9	
2	4.3	11.5	19.1	14.7	11.9	
3	2.8	5.9	10.2	10.9	7.0	
4	2.1	10.8	26.0	33.7	16.2	
N of Valid	281	287	235	184	987	
N of Miss	9	2	2	1	14	

Table 49: Think of your four best friends (the friends you feel closest to). In the past year (12 months), how many of your best friends have: made a commitment to stay drug-free?






Response	6	8	10	12	Total	
0	11.8	19.1	25.5	41.0	22.6	
1	6.3	12.8	20.4	12.0	12.6	
2	7.3	11.8	15.3	9.3	10.9	
3	12.2	12.8	8.5	8.7	10.9	
4	62.4	43.4	30.2	29.0	43.1	
N of Valid	287	288	235	183	993	
N of Miss	3	1	2	2	8	

Table 50: Think of your four best friends (the friends you feel closest to). In the past year (12 months), how many of your best friends have: used marijuana?






Response	6	8	10	12	Total	
0	94.7	77.3	53.4	44.0	70.3	
1	4.6	11.9	13.6	15.2	10.8	
2	0.4	5.2	11.4	10.9	6.4	
3	0.4	3.1	10.2	8.7	5.1	
4	0.0	2.4	11.4	21.2	7.4	
N of Valid	281	286	236	184	987	
N of Miss	9	3	1	1	14	

Table 51: Think of your four best friends (the friends you feel closest to). In the past year (12 months), how many of your best friends have: tried to do well in school?






Response	6	8	10	12	Total	
0	3.9	3.1	3.8	5.4	3.9	
1	5.6	6.6	9.4	5.4	6.8	
2	12.0	13.2	16.6	16.3	14.2	
3	20.4	20.2	20.0	21.7	20.5	
4	58.1	56.8	50.2	51.1	54.5	
N of Valid	284	287	235	184	990	
N of Miss	6	2	2	1	11	

Table 52: Think of your four best friends (the friends you feel closest to). In the past year (12 months), how many of your best friends have: used LSD, cocaine, amphetamines, or other illegal drugs?






Response	6	8	10	12	Total	
0	96.1	88.5	83.9	75.0	87.0	
1	3.2	8.0	6.4	12.5	7.1	
2	0.4	2.1	3.8	3.8	2.3	
3	0.0	0.7	3.8	0.5	1.2	
4	0.4	0.7	2.1	8.2	2.3	
N of Valid	282	286	236	184	988	
N of Miss	8	3	1	1	13	

Table 53: Think of your four best friends (the friends you feel closest to). In the past year (12 months), how many of your best friends have: been suspended from school?






Response	6	8	10	12	Total	
0	53.0	52.1	63.0	73.8	59.0	
1	26.9	18.9	20.0	14.2	20.6	
2	11.0	16.8	8.1	5.5	10.9	
3	3.9	6.3	4.3	2.7	4.5	
4	5.3	5.9	4.7	3.8	5.1	
N of Valid	283	286	235	183	987	
N of Miss	7	3	2	2	14	

Table 54: Think of your four best friends (the friends you feel closest to). In the past year (12 months), how many of your best friends have: liked school?






Response	6	8	10	12	Total	
0	24.1	26.2	23.4	29.9	25.6	
1	12.8	11.5	19.6	13.0	14.1	
2	23.8	24.1	18.7	25.0	22.9	
3	18.4	17.8	17.4	17.9	17.9	
4	20.9	20.3	20.9	14.1	19.5	
N of Valid	282	286	235	184	987	
N of Miss	8	3	2	1	14	

Table 55: Think of your four best friends (the friends you feel closest to). In the past year (12 months), how many of your best friends have: carried a handgun?






Response	6	8	10	12	Total	
0	92.5	93.1	91.1	89.1	91.7	
1	2.1	4.5	4.6	6.0	4.1	
2	3.6	1.7	1.7	1.6	2.2	
3	0.7	0.0	0.4	0.5	0.4	
4	1.1	0.7	2.1	2.7	1.5	
N of Valid	280	288	237	184	989	
N of Miss	10	1	0	1	12	

Table 56: Think of your four best friends (the friends you feel closest to). In the past year (12 months), how many of your best friends have: sold illegal drugs?






Response	6	8	10	12	Total	
0	98.2	93.7	82.3	74.9	88.8	
1	1.4	4.9	11.0	10.9	6.5	
2	0.4	1.0	4.2	5.5	2.4	
3	0.0	0.3	1.3	2.7	0.9	
4	0.0	0.0	1.3	6.0	1.4	
N of Valid	280	287	237	183	987	
N of Miss	10	2	0	2	14	

Table 57: Think of your four best friends (the friends you feel closest to). In the past year (12 months), how many of your best friends have: regularly attended religious services?






Response	6	8	10	12	Total	
0	25.4	14.4	21.1	28.8	21.8	
1	12.9	16.1	19.8	22.8	17.3	
2	18.2	17.2	27.0	20.1	20.4	
3	20.0	23.5	13.9	12.0	18.1	
4	23.6	28.8	18.1	16.3	22.4	
N of Valid	280	285	237	184	986	
N of Miss	10	4	0	1	15	

Table 58: Think of your four best friends (the friends you feel closest to). In the past year (12 months), how many of your best friends have: stolen or tried to steal a motor vehicle such as a car or motorcycle?






Response	6	8	10	12	Total	
0	94.3	90.9	92.4	95.1	93.0	
1	3.9	7.0	5.5	2.2	4.9	
2	0.7	1.4	1.7	1.1	1.2	
3	0.7	0.3	0.0	1.1	0.5	
4	0.4	0.3	0.4	0.5	0.4	
N of Valid	282	286	237	184	989	
N of Miss	8	3	0	1	12	

Table 59: Think of your four best friends (the friends you feel closest to). In the past year (12 months), how many of your best friends have: been arrested?






Response	6	8	10	12	Total	
0	90.1	81.3	75.3	76.1	81.4	
1	7.8	11.6	13.2	13.0	11.2	
2	1.1	4.9	7.2	7.6	4.9	
3	0.7	1.8	2.6	0.5	1.4	
4	0.4	0.4	1.7	2.7	1.1	
N of Valid	283	284	235	184	986	
N of Miss	7	5	2	1	15	

Table 60: Think of your four best friends (the friends you feel closest to). In the past year (12 months), how many of your best friends have: dropped out of school?






Response	6	8	10	12	Total	
0	93.0	92.7	89.0	81.5	89.8	
1	4.6	6.3	7.2	12.0	7.1	
2	1.8	0.3	2.1	2.2	1.5	
3	0.4	0.0	1.3	2.7	0.9	
4	0.4	0.7	0.4	1.6	0.7	
N of Valid	284	287	237	184	992	
N of Miss	6	2	0	1	9	

Table 61: Think of your four best friends (the friends you feel closest to). In the past year (12 months), how many of your best friends have: been members of a gang?






Response	6	8	10	12	Total	
0	82.0	89.2	92.0	92.9	88.5	
1	8.8	6.6	3.8	2.7	5.9	
2	2.8	1.4	2.5	3.3	2.4	
3	0.4	1.0	0.0	0.5	0.5	
4	6.0	1.7	1.7	0.5	2.7	
N of Valid	283	286	237	184	990	
N of Miss	7	3	0	1	11	

Table 62: What are the chances you would be seen as cool if you: smoked cigarettes?






Response	6	8	10	12	Total	
No or very little chance	75.8	61.0	45.1	52.7	59.9	
Little chance	12.3	21.3	23.2	22.0	19.3	
Some chance	7.0	9.8	23.2	13.7	12.9	
Pretty good chance	2.8	7.0	5.1	6.0	5.1	
Very good chance	2.1	1.0	3.4	5.5	2.7	
N of Valid	285	287	237	182	991	
N of Miss	5	2	0	3	10	

Table 63: What are the chances you would be seen as cool if you: worked hard at school?






Response	6	8	10	12	Total	
No or very little chance	16.5	15.7	13.6	20.2	16.3	
Little chance	14.8	18.2	28.0	27.9	21.3	
Some chance	16.9	24.1	30.9	26.8	24.2	
Pretty good chance	22.2	22.0	19.9	18.0	20.8	
Very good chance	29.6	19.9	7.6	7.1	17.4	
N of Valid	284	286	236	183	989	
N of Miss	6	3	1	2	12	

Table 64: What are the chances you would be seen as cool if you: began drinking alcoholic beverages regularly, that is, at least once or twice a month?






Response	6	8	10	12	Total	
No or very little chance	73.5	56.7	33.3	27.9	50.7	
Little chance	13.6	18.0	16.0	24.6	17.5	
Some chance	7.7	15.5	22.8	21.3	16.0	
Pretty good chance	3.5	7.0	17.3	15.3	10.0	
Very good chance	1.7	2.8	10.5	10.9	5.9	
N of Valid	287	284	237	183	991	
N of Miss	3	5	0	2	10	

Table 65: What are the chances you would be seen as cool if you: defended someone who was being verbally abused at school?






Response	6	8	10	12	Total	
No or very little chance	20.6	16.0	14.0	14.1	16.5	
Little chance	9.2	12.2	18.6	20.1	14.3	
Some chance	19.9	19.4	23.3	32.1	22.8	
Pretty good chance	19.1	24.0	22.9	20.7	21.7	
Very good chance	31.2	28.5	21.2	13.0	24.6	
N of Valid	282	288	236	184	990	
N of Miss	8	1	1	1	11	

Table 66: What are the chances you would be seen as cool if you: smoked marijuana?






Response	6	8	10	12	Total	
No or very little chance	83.9	73.1	40.5	41.8	62.6	
Little chance	7.0	12.6	20.7	17.9	13.9	
Some chance	5.2	7.0	18.6	16.3	11.0	
Pretty good chance	1.4	5.2	10.5	12.5	6.7	
Very good chance	2.4	2.1	9.7	11.4	5.7	
N of Valid	286	286	237	184	993	
N of Miss	4	3	0	1	8	

Table 67: What are the chances you would be seen as cool if you: carried a handgun?






Response	6	8	10	12	Total	
No or very little chance	78.9	79.7	71.7	78.3	77.3	
Little chance	7.7	10.5	16.0	8.2	10.6	
Some chance	5.6	5.2	5.9	7.1	5.8	
Pretty good chance	3.9	3.1	3.4	1.6	3.1	
Very good chance	3.9	1.4	3.0	4.9	3.1	
N of Valid	285	286	237	184	992	
N of Miss	5	3	0	1	9	

Table 68: What are the chances you would be seen as cool if you: regularly volunteered to do community service?






Response	6	8	10	12	Total	
No or very little chance	37.1	33.9	35.4	35.5	35.5	
Little chance	18.9	19.6	24.5	29.0	22.3	
Some chance	19.6	23.1	20.7	19.7	20.9	
Pretty good chance	12.6	15.7	13.1	11.5	13.4	
Very good chance	11.9	7.7	6.3	4.4	8.0	
N of Valid	286	286	237	183	992	
N of Miss	4	3	0	2	9	

Table 69: How old were you when you first: smoked marijuana?










Response	6	8	10	12	Total	
Never	98.6	91.3	69.7	57.6	82.1	
10 or younger	0.7	0.7	2.6	1.6	1.3	
11	0.3	2.1	2.1	2.7	1.7	
12	0.3	2.1	4.3	2.7	2.2	
13	0.0	3.5	3.0	5.4	2.7	
14	0.0	0.3	8.1	4.3	2.8	
15	0.0	0.0	9.0	6.5	3.3	
16	0.0	0.0	0.9	11.4	2.3	
17 or older	0.0	0.0	0.4	7.6	1.5	
N of Valid	288	289	234	184	995	
N of Miss	2	0	3	1	6	

Table 70: How old were you when you first: smoked a cigarette, even just a puff?










Response	6	8	10	12	Total	
Never	87.2	67.4	51.3	46.2	65.4	
10 or younger	7.6	11.8	15.3	10.9	11.2	
11	4.9	8.0	2.5	3.8	5.0	
12	0.0	6.3	5.5	4.3	3.9	
13	0.3	5.6	11.0	7.6	5.7	
14	0.0	1.0	8.5	6.0	3.4	
15	0.0	0.0	5.1	6.0	2.3	
16	0.0	0.0	0.8	8.2	1.7	
17 or older	0.0	0.0	0.0	7.1	1.3	
N of Valid	288	288	236	184	996	
N of Miss	2	1	1	1	5	

Table 71: How old were you when you first: had more than a sip or two of beer, wine or hard liquor (for example, vodka, whiskey, or gin)?










Response	6	8	10	12	Total	
Never	69.2	56.7	38.0	24.0	49.8	
10 or younger	19.6	13.1	13.1	7.7	14.0	
11	8.7	5.2	3.8	4.4	5.7	
12	2.1	12.1	8.0	3.8	6.7	
13	0.0	9.3	13.5	6.6	7.1	
14	0.0	3.5	12.2	8.7	5.5	
15	0.0	0.0	9.7	17.5	5.5	
16	0.0	0.0	1.3	19.1	3.8	
17 or older	0.3	0.0	0.4	8.2	1.7	
N of Valid	286	289	237	183	995	
N of Miss	4	0	0	2	6	

Table 72: How old were you when you first: began drinking alcoholic beverages regularly, that is, at least once or twice a month?










Response	6	8	10	12	Total	
Never	96.9	91.3	71.6	64.7	83.3	
10 or younger	1.7	0.0	0.4	0.5	0.7	
11	0.3	1.4	0.8	0.0	0.7	
12	0.3	2.8	2.5	1.1	1.7	
13	0.3	3.1	5.5	3.8	3.0	
14	0.0	1.4	10.2	1.1	3.0	
15	0.0	0.0	7.2	8.7	3.3	
16	0.0	0.0	1.3	11.4	2.4	
17 or older	0.3	0.0	0.4	8.7	1.8	
N of Valid	286	286	236	184	992	
N of Miss	4	3	1	1	9	

Table 73: How old were you when you first: used phenoxydine (pox, px, breeze)?


Response	6	8	10	12	Total	
Never	100.0	100.0	100.0	100.0	100.0	
10 or younger	0.0	0.0	0.0	0.0	0.0	
11	0.0	0.0	0.0	0.0	0.0	
12	0.0	0.0	0.0	0.0	0.0	
13	0.0	0.0	0.0	0.0	0.0	
14	0.0	0.0	0.0	0.0	0.0	
15	0.0	0.0	0.0	0.0	0.0	
16	0.0	0.0	0.0	0.0	0.0	
17 or older	0.0	0.0	0.0	0.0	0.0	
N of Valid	281	288	237	183	989	
N of Miss	9	1	0	2	12	

Table 74: How old were you when you first: got suspended from school?










Response	6	8	10	12	Total	
Never	82.6	77.4	70.2	74.9	76.7	
10 or younger	11.1	5.2	7.7	8.2	8.1	
11	4.2	3.5	3.8	1.6	3.4	
12	2.1	5.2	4.3	2.2	3.5	
13	0.0	7.3	5.1	2.7	3.8	
14	0.0	1.0	5.5	2.2	2.0	
15	0.0	0.3	3.4	3.8	1.6	
16	0.0	0.0	0.0	2.7	0.5	
17 or older	0.0	0.0	0.0	1.6	0.3	
N of Valid	287	287	235	183	992	
N of Miss	3	2	2	2	9	

Table 75: How old were you when you first: got arrested?










Response	6	8	10	12	Total	
Never	97.9	94.1	88.2	88.6	92.8	
10 or younger	0.7	1.4	0.8	0.0	0.8	
11	0.7	0.7	0.8	0.5	0.7	
12	0.7	1.4	1.7	1.1	1.2	
13	0.0	1.7	3.8	0.5	1.5	
14	0.0	0.3	1.7	0.5	0.6	
15	0.0	0.3	3.0	2.2	1.2	
16	0.0	0.0	0.0	1.1	0.2	
17 or older	0.0	0.0	0.0	5.4	1.0	
N of Valid	286	289	237	184	996	
N of Miss	4	0	0	1	5	

Table 76: How old were you when you first: carried a handgun?










Response	6	8	10	12	Total	
Never	94.0	94.8	93.6	93.5	94.0	
10 or younger	3.2	1.0	0.8	1.1	1.6	
11	1.4	1.0	0.8	0.5	1.0	
12	1.4	1.7	0.4	0.0	1.0	
13	0.0	0.7	1.3	0.5	0.6	
14	0.0	0.7	1.7	1.1	0.8	
15	0.0	0.0	1.3	0.5	0.4	
16	0.0	0.0	0.0	0.5	0.1	
17 or older	0.0	0.0	0.0	2.2	0.4	
N of Valid	284	286	236	184	990	
N of Miss	6	3	1	1	11	

Table 77: How old were you when you first: attacked someone with the idea of seriously hurting them?










Response	6	8	10	12	Total	
Never	81.5	76.1	75.5	83.2	78.8	
10 or younger	8.4	6.0	6.3	2.7	6.1	
11	8.7	3.2	2.5	0.5	4.1	
12	1.4	7.0	2.5	1.1	3.2	
13	0.0	6.0	0.8	1.6	2.2	
14	0.0	1.4	5.1	2.7	2.1	
15	0.0	0.4	5.9	2.2	1.9	
16	0.0	0.0	1.3	1.6	0.6	
17 or older	0.0	0.0	0.0	4.3	0.8	
N of Valid	287	284	237	184	992	
N of Miss	3	5	0	1	9	

Table 78: How old were you when you first: belonged to a gang?










Response	6	8	10	12	Total	
Never	90.2	95.1	96.2	94.0	93.8	
10 or younger	3.5	0.7	1.7	0.5	1.7	
11	5.6	0.3	0.0	0.5	1.8	
12	0.3	1.0	0.0	0.0	0.4	
13	0.3	2.1	0.4	1.1	1.0	
14	0.0	0.7	0.8	1.1	0.6	
15	0.0	0.0	0.8	1.1	0.4	
16	0.0	0.0	0.0	0.5	0.1	
17 or older	0.0	0.0	0.0	1.1	0.2	
N of Valid	287	287	237	184	995	
N of Miss	3	2	0	1	6	

Table 79: How wrong do you think it is for someone your age to: take a handgun to school?





Response	6	8	10	12	Total	
Very wrong	86.8	86.5	82.2	85.3	85.4	
Wrong	10.1	12.1	12.3	10.3	11.2	
A little bit wrong	2.4	1.4	3.8	2.7	2.5	
Not wrong at all	0.7	0.0	1.7	1.6	0.9	
N of Valid	288	289	236	184	997	
N of Miss	2	0	1	1	4	

Table 80: How wrong do you think it is for someone your age to: steal anything worth more than \$5?





Response	6	8	10	12	Total	
Very wrong	59.0	51.6	46.4	53.8	52.9	
Wrong	30.2	34.6	37.1	31.0	33.3	
A little bit wrong	8.7	12.8	13.9	13.6	12.0	
Not wrong at all	2.1	1.0	2.5	1.6	1.8	
N of Valid	288	289	237	184	998	
N of Miss	2	0	0	1	3	

Table 81: How wrong do you think it is for someone your age to: pick a fight with someone?





Response	6	8	10	12	Total	
Very wrong	45.3	32.5	25.7	27.2	33.6	
Wrong	29.8	33.9	30.0	38.0	32.6	
A little bit wrong	18.6	26.6	36.7	25.5	26.5	
Not wrong at all	6.3	6.9	7.6	9.2	7.3	
N of Valid	285	289	237	184	995	
N of Miss	5	0	0	1	6	

Table 82: How wrong do you think it is for someone your age to: attack someone with the idea of seriously hurting them?





Response	6	8	10	12	Total	
Very wrong	72.4	61.6	50.6	53.8	60.6	
Wrong	19.2	21.1	31.6	29.3	24.6	
A little bit wrong	5.2	13.8	13.1	10.9	10.6	
Not wrong at all	3.1	3.5	4.6	6.0	4.1	
N of Valid	286	289	237	184	996	
N of Miss	4	0	0	1	5	

Table 83: How wrong do you think it is for someone your age to: stay away from school all day when their parents think they are at school?





Response	6	8	10	12	Total	
Very wrong	75.0	57.8	39.8	29.7	53.4	
Wrong	17.7	27.3	36.4	34.1	27.9	
A little bit wrong	5.6	11.8	17.4	29.7	14.6	
Not wrong at all	1.7	3.1	6.4	6.6	4.1	
N of Valid	288	289	236	182	995	
N of Miss	2	0	1	3	6	

Table 84: How wrong do you think it is for someone your age to: drink beer, wine or hard liquor (for example, vodka, whiskey, or gin) regularly?





Response	6	8	10	12	Total	
Very wrong	81.6	59.4	37.3	29.9	55.1	
Wrong	12.5	22.6	22.0	22.8	19.6	
A little bit wrong	4.5	13.2	24.6	31.5	16.8	
Not wrong at all	1.4	4.9	16.1	15.8	8.5	
N of Valid	288	288	236	184	996	
N of Miss	2	1	1	1	5	

Table 85: How wrong do you think it is for someone your age to: smoke cigarettes?





Response	6	8	10	12	Total	
Very wrong	84.7	61.2	39.4	28.3	56.7	
Wrong	9.4	19.7	24.6	28.3	19.5	
A little bit wrong	5.2	13.5	19.5	17.9	13.4	
Not wrong at all	0.7	5.5	16.5	25.5	10.4	
N of Valid	287	289	236	184	996	
N of Miss	3	0	1	1	5	

Table 86: How wrong do you think it is for someone your age to: smoke marijuana?





Response	6	8	10	12	Total	
Very wrong	93.7	77.2	50.4	44.0	69.5	
Wrong	3.5	13.1	19.9	21.2	13.5	
A little bit wrong	2.4	7.6	14.4	12.0	8.5	
Not wrong at all	0.3	2.1	15.3	22.8	8.5	
N of Valid	287	289	236	184	996	
N of Miss	3	0	1	1	5	

Table 87: How wrong do you think it is for someone your age to: use LSD, cocaine, amphetamines or another illegal drug?





Response	6	8	10	12	Total	
Very wrong	96.1	92.7	84.7	83.2	90.0	
Wrong	2.5	5.6	9.7	8.2	6.1	
A little bit wrong	1.1	1.7	3.4	4.3	2.4	
Not wrong at all	0.4	0.0	2.1	4.3	1.4	
N of Valid	285	288	236	184	993	
N of Miss	5	1	1	1	8	

Table 88: At school during the past 12 months, did you receive help from the resource teacher, speech therapist or other special education teacher?



Response	6	8	10	12	Total	
No	87.4	91.8	91.9	91.6	90.6	
Yes	12.6	8.2	8.1	8.4	9.4	
N of Valid	253	269	223	166	911	
N of Miss	37	20	14	19	90	

Table 89: How many times have you done the following things? done what feels good no matter what.







Response	6	8	10	12	Total	
Never	34.5	24.6	21.2	18.8	25.5	
I've done it, but not in the past year	19.8	14.8	15.3	14.9	16.3	
Less than once a month	7.9	15.1	14.0	15.5	12.9	
About once a month	4.7	9.2	12.3	13.3	9.4	
2 or 3 times a month	11.5	16.5	9.3	13.8	12.9	
Once a week or more	21.6	19.7	28.0	23.8	23.0	
N of Valid	278	284	236	181	979	
N of Miss	12	5	1	4	22	

Table 90: How many times have you done the following things? done something dangerous because someone dared you to do it.







Response	6	8	10	12	Total	
Never	55.6	37.1	30.8	35.7	40.6	
I've done it, but not in the past year	20.4	28.0	26.2	23.1	24.5	
Less than once a month	7.7	13.6	16.0	15.9	12.9	
About once a month	5.3	8.7	11.0	8.8	8.3	
2 or 3 times a month	5.6	7.7	8.4	8.2	7.4	
Once a week or more	5.3	4.9	7.6	8.2	6.3	
N of Valid	284	286	237	182	989	
N of Miss	6	3	0	3	12	

Table 91: How many times have you done the following things? done crazy things even if they are a little dangerous.







Response	6	8	10	12	Total	
Never	38.5	25.3	17.7	16.5	25.7	
I've done it, but not in the past year	28.0	28.8	19.8	22.0	25.2	
Less than once a month	8.4	10.4	18.6	19.2	13.4	
About once a month	5.9	9.7	14.3	13.7	10.5	
2 or 3 times a month	6.3	9.0	9.7	16.5	9.8	
Once a week or more	12.9	16.7	19.8	12.1	15.5	
N of Valid	286	288	237	182	993	
N of Miss	4	1	0	3	8	

Table 92: How many times in the past year (12 months) have you: been suspended from school?








Response	6	8	10	12	Total	
Never	87.5	84.7	86.1	88.0	86.5	
1 to 2 times	10.1	12.2	10.5	7.6	10.3	
3 to 5 times	2.1	2.8	2.5	2.7	2.5	
6 to 9 times	0.3	0.0	0.8	0.5	0.4	
10 to 19 times	0.0	0.0	0.0	0.5	0.1	
20 to 29 times	0.0	0.3	0.0	0.0	0.1	
30 to 39 times	0.0	0.0	0.0	0.0	0.0	
40+ times	0.0	0.0	0.0	0.5	0.1	
N of Valid	288	288	237	184	997	
N of Miss	2	1	0	1	4	

Table 93: How many times in the past year (12 months) have you: carried a handgun?









Response	6	8	10	12	Total	
Never	94.1	96.5	94.1	92.4	94.5	
1 to 2 times	3.5	2.4	3.0	1.6	2.7	
3 to 5 times	1.0	0.3	1.3	0.5	0.8	
6 to 9 times	0.3	0.7	0.4	1.6	0.7	
10 to 19 times	0.0	0.0	0.0	1.6	0.3	
20 to 29 times	0.3	0.0	0.8	0.5	0.4	
30 to 39 times	0.3	0.0	0.0	0.0	0.1	
40+ times	0.3	0.0	0.4	1.6	0.5	
N of Valid	287	288	237	184	996	
N of Miss	3	1	0	1	5	

Table 94: How many times in the past year (12 months) have you: sold illegal drugs?









Response	6	8	10	12	Total	
Never	99.7	99.7	94.5	88.0	96.3	
1 to 2 times	0.3	0.3	2.1	2.2	1.1	
3 to 5 times	0.0	0.0	0.4	2.2	0.5	
6 to 9 times	0.0	0.0	0.0	1.1	0.2	
10 to 19 times	0.0	0.0	0.4	1.6	0.4	
20 to 29 times	0.0	0.0	0.9	2.2	0.6	
30 to 39 times	0.0	0.0	0.9	0.0	0.2	
40+ times	0.0	0.0	0.9	2.7	0.7	
N of Valid	286	286	235	183	990	
N of Miss	4	3	2	2	11	

Table 95: How many times in the past year (12 months) have you: stolen or tried to steal a motor vehicle such as a car or motorcycle?





Response	6	8	10	12	Total	
Never	98.6	97.2	97.5	97.8	97.8	
1 to 2 times	1.0	2.4	2.5	0.5	1.7	
3 to 5 times	0.0	0.3	0.0	0.5	0.2	
6 to 9 times	0.0	0.0	0.0	0.0	0.0	
10 to 19 times	0.0	0.0	0.0	0.0	0.0	
20 to 29 times	0.0	0.0	0.0	0.0	0.0	
30 to 39 times	0.0	0.0	0.0	0.0	0.0	
40+ times	0.3	0.0	0.0	1.1	0.3	
N of Valid	288	288	237	183	996	
N of Miss	2	1	0	2	5	

Table 96: How many times in the past year (12 months) have you: participated in clubs, organizations or activities at school?









Response	6	8	10	12	Total	
Never	31.6	19.8	19.4	13.0	21.8	
1 to 2 times	26.0	25.3	14.3	9.8	20.0	
3 to 5 times	12.6	15.6	16.5	11.4	14.2	
6 to 9 times	8.1	8.7	7.6	9.2	8.4	
10 to 19 times	7.7	5.9	10.5	10.3	8.4	
20 to 29 times	2.8	2.1	5.9	9.8	4.6	
30 to 39 times	1.8	2.4	2.5	1.1	2.0	
40+ times	9.5	20.1	23.2	35.3	20.6	
N of Valid	285	288	237	184	994	
N of Miss	5	1	0	1	7	

Table 97: How many times in the past year (12 months) have you: been arrested?






Response	6	8	10	12	Total	
Never	97.2	95.1	92.4	91.3	94.4	
1 to 2 times	2.5	4.5	5.1	8.2	4.7	
3 to 5 times	0.4	0.3	1.7	0.0	0.6	
6 to 9 times	0.0	0.0	0.0	0.0	0.0	
10 to 19 times	0.0	0.0	0.4	0.0	0.1	
20 to 29 times	0.0	0.0	0.0	0.0	0.0	
30 to 39 times	0.0	0.0	0.0	0.0	0.0	
40+ times	0.0	0.0	0.4	0.5	0.2	
N of Valid	285	288	237	184	994	
N of Miss	5	1	0	1	7	

Table 98: How many times in the past year (12 months) have you: done extra work on your own for school?









Response	6	8	10	12	Total	
Never	25.7	30.7	27.4	29.5	28.3	
1 to 2 times	28.9	24.0	26.2	20.8	25.3	
3 to 5 times	17.3	15.0	16.5	18.6	16.6	
6 to 9 times	9.2	9.1	9.3	8.7	9.1	
10 to 19 times	7.7	6.6	8.0	9.8	7.9	
20 to 29 times	4.2	3.8	3.8	7.1	4.5	
30 to 39 times	1.1	3.8	2.5	1.6	2.3	
40+ times	6.0	7.0	6.3	3.8	6.0	
N of Valid	284	287	237	183	991	
N of Miss	6	2	0	2	10	

Table 99: How many times in the past year (12 months) have you: attacked someone with the idea of seriously hurting them?









Response	6	8	10	12	Total	
Never	81.9	79.2	81.9	85.3	81.7	
1 to 2 times	10.5	16.0	11.8	10.9	12.4	
3 to 5 times	3.8	1.7	3.0	1.6	2.6	
6 to 9 times	1.0	1.4	0.8	0.5	1.0	
10 to 19 times	0.7	1.0	1.7	0.5	1.0	
20 to 29 times	0.3	0.0	0.4	0.0	0.2	
30 to 39 times	0.3	0.0	0.0	0.0	0.1	
40+ times	1.4	0.7	0.4	1.1	0.9	
N of Valid	287	288	237	184	996	
N of Miss	3	1	0	1	5	

Table 100: How many times in the past year (12 months) have you: been drunk or high at school?


Response	6	8	10	12	Total	
Never	97.2	91.7	81.9	78.8	88.6	
1 to 2 times	2.4	4.9	8.9	6.0	5.3	
3 to 5 times	0.3	2.1	3.8	2.7	2.1	
6 to 9 times	0.0	0.0	0.4	2.7	0.6	
10 to 19 times	0.0	0.3	2.1	3.8	1.3	
20 to 29 times	0.0	0.0	0.4	1.6	0.4	
30 to 39 times	0.0	0.0	0.4	0.0	0.1	
40+ times	0.0	1.0	2.1	4.3	1.6	
N of Valid	287	288	237	184	996	
N of Miss	3	1	0	1	5	

Table 101: How many times in the past year (12 months) have you: volunteered to do community service?

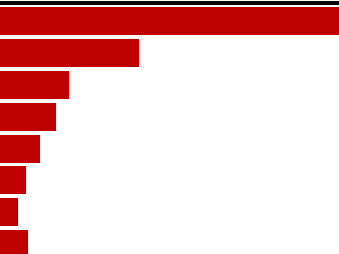
Response	6	8	10	12	Total	
Never	57.2	66.2	49.8	37.5	54.4	
1 to 2 times	24.9	15.3	21.1	21.7	20.6	
3 to 5 times	6.0	6.3	11.0	15.2	9.0	
6 to 9 times	5.6	5.9	7.2	10.3	6.9	
10 to 19 times	2.8	3.1	6.3	5.4	4.2	
20 to 29 times	0.4	1.7	1.3	5.4	1.9	
30 to 39 times	0.0	0.0	1.3	1.6	0.6	
40+ times	3.2	1.4	2.1	2.7	2.3	
N of Valid	285	287	237	184	993	
N of Miss	5	2	0	1	8	

Table 102: How many times in the past year (12 months) have you: taken a handgun to school?




Response	6	8	10	12	Total	
Never	99.3	100.0	99.1	98.9	99.4	
1 to 2 times	0.3	0.0	0.9	0.0	0.3	
3 to 5 times	0.0	0.0	0.0	0.0	0.0	
6 to 9 times	0.0	0.0	0.0	0.0	0.0	
10 to 19 times	0.0	0.0	0.0	0.0	0.0	
20 to 29 times	0.0	0.0	0.0	0.0	0.0	
30 to 39 times	0.0	0.0	0.0	0.0	0.0	
40+ times	0.3	0.0	0.0	1.1	0.3	
N of Valid	287	288	235	184	994	
N of Miss	3	1	2	1	7	

Table 103: Are you currently on probation, or assigned a probation officer with Juvenile Court?



Response	6	8	10	12	Total	
No	97.9	96.2	93.2	94.5	95.7	
Yes	2.1	3.8	6.8	5.5	4.3	
N of Valid	284	286	237	183	990	
N of Miss	6	3	0	2	11	

Table 104: Have you ever belonged to a gang?






Response	6	8	10	12	Total	
No	84.5	89.5	94.5	90.7	89.5	
No, but would like to	2.5	3.5	0.8	3.3	2.5	
Yes, in the past	7.0	4.2	2.5	3.8	4.5	
Yes, belong now	4.6	2.4	1.7	2.2	2.8	
Yes, but would like to get out	1.4	0.3	0.4	0.0	0.6	
N of Valid	284	287	237	183	991	
N of Miss	6	2	0	2	10	

Table 105: If you have ever belonged to a gang, did that gang have a name?

Response	6	8	10	12	Total
No	11.0	5.7	6.8	12.8	8.8
Yes	7.4	5.7	4.2	6.7	6.0
I have never belonged to a gang	81.6	88.7	89.0	80.6	85.2
N of Valid	282	282	237	180	981
N of Miss	8	7	0	5	20

Table 106: You're looking at CD's in a music store with a friend. You look up and see her slip a CD under her coat. She smiles and says 'Which one do you want? Go ahead, take it while nobody's around.' There is nobody in sight, no employees and no other customers. What would you do now?

Response	6	8	10	12	Total
Ignore her	10.5	11.7	21.7	28.7	16.9
Grab a CD and leave the store	5.6	9.9	16.2	14.4	11.0
Tell her to put the CD back	54.0	43.1	33.2	25.4	40.7
Act like it is a joke, and ask her to put the CD back	29.8	35.3	28.9	31.5	31.5
N of Valid	285	283	235	181	984
N of Miss	5	6	2	4	17

Table 107: You are visiting another part of town, and you don't know any of the people your age there. You are walking down the street, and some teenager you don't know is walking toward you. He is about your size, and as he is about to pass you, he deliberately bumps into you and you almost lose your balance. What would you say or do?

Response	6	8	10	12	Total
Push the person back	15.8	14.4	15.7	10.5	14.4
Say 'Excuse me' and keep on walking	40.4	38.9	45.1	53.0	43.4
Say 'Watch where you are going' and keep on walking	34.0	28.8	21.7	23.8	27.7
Swear at the person and walk away	9.8	17.9	17.4	12.7	14.5
N of Valid	285	285	235	181	986
N of Miss	5	4	2	4	15

Table 108: You are at a party at someone's house, and one of your friends offers you a drink containing alcohol. What would you say or do?

Response	6	8	10	12	Total	
Drink it	8.8	23.1	40.2	48.4	27.7	
Tell your friend, 'No thanks, I don't drink' and suggest that you and your friend go and do something else	45.6	30.4	28.2	20.3	32.4	
Just say, 'No thanks' and walk away	23.2	29.4	24.8	25.8	25.8	
Make up a good excuse, tell your friend you had something else to do, and leave	22.5	17.1	6.8	5.5	14.1	
N of Valid	285	286	234	182	987	
N of Miss	5	3	3	3	14	

Table 109: It's 8:00 on a weeknight and you are about to go over to a friend's home when your mother asks you where you are going. You say 'Oh, just going to go hang out with some friends.' She says, 'No, you'll just get into trouble if you go out. Stay home tonight.' What would you do now?

Response	6	8	10	12	Total	
Leave the house anyway	7.8	5.0	5.2	6.1	6.0	
Explain what you are going to do with your friends, tell her when you will get home, and ask if you can go out	57.6	62.1	71.6	78.5	66.1	
Not say anything and start watching TV	28.6	18.9	7.8	8.3	17.1	
Get into an argument with her	6.0	13.9	15.5	7.2	10.8	
N of Valid	283	280	232	181	976	
N of Miss	7	9	5	4	25	

Table 110: How often do you attend religious services or activities?

Response	6	8	10	12	Total	
Never	20.5	13.0	17.0	22.5	17.9	
Rarely	24.1	17.9	23.8	30.8	23.5	
1-2 Times a Month	7.9	13.7	13.2	11.5	11.5	
About Once a Week or More	47.5	55.4	46.0	35.2	47.1	
N of Valid	278	285	235	182	980	
N of Miss	12	4	2	3	21	

Table 111: I do the opposite of what people tell me, just to get them mad.





Response	6	8	10	12	Total	
Very False	42.8	35.8	37.0	50.5	40.8	
Somewhat False	31.2	31.2	33.2	28.0	31.1	
Somewhat True	23.5	28.4	25.5	19.2	24.6	
Very True	2.5	4.6	4.3	2.2	3.4	
N of Valid	285	285	235	182	987	
N of Miss	5	4	2	3	14	

Table 112: I like to see how much I can get away with.





Response	6	8	10	12	Total	
Very False	49.1	38.5	26.4	35.9	38.2	
Somewhat False	23.3	26.2	30.2	28.7	26.8	
Somewhat True	21.6	26.2	30.6	29.3	26.5	
Very True	5.9	9.1	12.8	6.1	8.5	
N of Valid	287	286	235	181	989	
N of Miss	3	3	2	4	12	

Table 113: I ignore rules that get in my way.





Response	6	8	10	12	Total	
Very False	50.0	39.6	31.9	37.9	40.5	
Somewhat False	28.3	31.2	32.3	32.8	30.9	
Somewhat True	17.1	25.3	30.2	24.3	23.9	
Very True	4.5	3.9	5.5	5.1	4.7	
N of Valid	286	285	235	177	983	
N of Miss	4	4	2	8	18	

Table 114: I think sometimes it's okay to cheat at school.





Response	6	8	10	12	Total	
NO!	63.4	37.3	17.1	14.9	36.0	
no	25.8	35.6	37.6	32.0	32.6	
yes	9.4	23.9	36.8	44.8	26.6	
YES!	1.4	3.2	8.5	8.3	4.9	
N of Valid	287	284	234	181	986	
N of Miss	3	5	3	4	15	

Table 115: It is important to think before you act.





Response	6	8	10	12	Total	
NO!	2.4	1.8	1.3	1.1	1.7	
no	5.9	7.0	4.7	2.8	5.4	
yes	34.4	44.2	53.6	58.6	46.2	
YES!	57.3	47.0	40.4	37.6	46.7	
N of Valid	288	285	235	181	989	
N of Miss	2	4	2	4	12	

Table 116: Sometimes I think that life is not worth it.





Response	6	8	10	12	Total	
NO!	45.3	41.9	38.9	38.0	41.5	
no	23.7	21.5	29.5	29.6	25.5	
yes	24.4	23.2	22.2	27.4	24.1	
YES!	6.6	13.4	9.4	5.0	8.9	
N of Valid	287	284	234	179	984	
N of Miss	3	5	3	6	17	

Table 117: At times I think I am no good at all.

Response	6	8	10	12	Total	
NO!	27.0	26.5	32.1	26.0	27.9	
no	22.1	28.3	26.1	32.6	26.8	
yes	38.2	31.8	30.3	34.8	33.9	
YES!	12.6	13.4	11.5	6.6	11.5	
N of Valid	285	283	234	181	983	
N of Miss	5	6	3	4	18	

Table 118: All in all, I am inclined to think that I am a failure.

Response	6	8	10	12	Total	
NO!	47.7	46.8	44.2	41.6	45.5	
no	32.3	33.2	36.1	41.0	35.0	
yes	14.7	11.1	15.9	15.2	14.0	
YES!	5.3	8.9	3.9	2.2	5.4	
N of Valid	285	280	233	178	976	
N of Miss	5	9	4	7	25	

Table 119: In the past year, have you felt depressed or sad MOST days, even if you felt okay sometimes?

Response	6	8	10	12	Total	
NO!	23.0	31.4	27.7	33.0	28.4	
no	26.1	23.7	31.1	31.8	27.6	
yes	35.5	23.7	28.9	25.7	28.8	
YES!	15.3	21.2	12.3	9.5	15.2	
N of Valid	287	283	235	179	984	
N of Miss	3	6	2	6	17	

Table 120: It is all right to beat up people if they start the fight.





Response	6	8	10	12	Total	
NO!	46.2	24.3	17.9	22.2	28.8	
no	20.8	22.2	20.5	19.4	20.9	
yes	21.5	25.0	32.5	35.6	27.7	
YES!	11.5	28.5	29.1	22.8	22.6	
N of Valid	288	284	234	180	986	
N of Miss	2	5	3	5	15	

Table 121: I think it is okay to take something without asking if you can get away with it.





Response	6	8	10	12	Total	
NO!	70.6	55.8	49.4	49.4	57.4	
no	23.4	34.6	37.9	37.8	32.7	
yes	4.2	7.8	11.5	9.4	7.9	
YES!	1.7	1.8	1.3	3.3	1.9	
N of Valid	286	283	235	180	984	
N of Miss	4	6	2	5	17	

Table 122: Sometimes we don't know what we will do as adults, but we may have an idea. Please answer how true these statements may be for you. WHEN I AM AN ADULT I WILL: smoke cigarettes.





Response	6	8	10	12	Total	
NO!	75.5	64.0	62.6	59.8	66.2	
no	19.9	22.3	19.6	22.9	21.1	
yes	4.2	11.0	11.5	11.7	9.3	
YES!	0.3	2.8	6.4	5.6	3.5	
N of Valid	286	283	235	179	983	
N of Miss	4	6	2	6	18	

Table 123: Sometimes we don't know what we will do as adults, but we may have an idea. Please answer how true these statements may be for you. WHEN I AM AN ADULT I WILL: drink beer, wine, or liquor.





Response	6	8	10	12	Total	
NO!	52.6	30.1	25.5	14.5	32.7	
no	21.1	24.5	15.3	20.1	20.5	
yes	22.8	36.9	40.0	44.1	34.9	
YES!	3.5	8.5	19.1	21.2	11.9	
N of Valid	285	282	235	179	981	
N of Miss	5	7	2	6	20	

Table 124: Sometimes we don't know what we will do as adults, but we may have an idea. Please answer how true these statements may be for you. WHEN I AM AN ADULT I WILL: smoke marijuana.





Response	6	8	10	12	Total	
NO!	88.1	78.6	66.0	59.0	74.8	
no	10.5	15.7	20.0	21.3	16.2	
yes	1.1	5.0	7.2	12.4	5.7	
YES!	0.4	0.7	6.8	7.3	3.3	
N of Valid	285	281	235	178	979	
N of Miss	5	8	2	7	22	

Table 125: Sometimes we don't know what we will do as adults, but we may have an idea. Please answer how true these statements may be for you. WHEN I AM AN ADULT I WILL: use LSD, cocaine, amphetamines or another illegal drug.





Response	6	8	10	12	Total	
NO!	90.9	88.3	88.1	87.7	88.9	
no	9.1	11.0	9.4	8.4	9.6	
yes	0.0	0.7	1.7	2.8	1.1	
YES!	0.0	0.0	0.9	1.1	0.4	
N of Valid	286	283	235	179	983	
N of Miss	4	6	2	6	18	

Table 126: How much do you think people risk harming themselves (physically or in other ways) if they: smoked one or more packs of cigarettes per day?


Response	6	8	10	12	Total	
No risk	5.3	0.7	0.9	2.2	2.4	
Slight risk	7.4	4.3	6.4	6.1	6.0	
Moderate risk	17.7	23.1	28.1	30.2	24.0	
Great risk	69.6	71.9	64.7	61.5	67.6	
N of Valid	283	281	235	179	978	
N of Miss	7	8	2	6	23	

Table 127: How much do you think people risk harming themselves (physically or in other ways) if they: try marijuana once or twice?


Response	6	8	10	12	Total	
No risk	7.0	10.4	30.6	30.7	18.0	
Slight risk	24.6	29.0	33.2	30.2	29.0	
Moderate risk	29.2	28.0	15.7	24.0	24.7	
Great risk	39.1	32.6	20.4	15.1	28.4	
N of Valid	284	279	235	179	977	
N of Miss	6	10	2	6	24	

Table 128: How much do you think people risk harming themselves (physically or in other ways) if they: smoke marijuana regularly?


Response	6	8	10	12	Total	
No risk	5.8	2.9	8.3	13.8	7.0	
Slight risk	4.0	8.3	19.7	17.2	11.4	
Moderate risk	10.2	13.8	22.7	23.0	16.6	
Great risk	79.9	75.0	49.3	46.0	65.0	
N of Valid	274	276	229	174	953	
N of Miss	16	13	8	11	48	

Table 129: How much do you think people risk harming themselves (physically or in other ways) if they: take one or two drinks of an alcoholic beverage (beer, wine, liquor) nearly every day?


Response	6	8	10	12	Total	
No risk	12.7	10.4	13.2	14.5	12.5	
Slight risk	23.9	26.4	29.1	26.3	26.3	
Moderate risk	31.3	35.4	31.2	35.8	33.3	
Great risk	32.0	27.9	26.5	23.5	27.9	
N of Valid	284	280	234	179	977	
N of Miss	6	9	3	6	24	

Table 130: How much do you think people risk harming themselves (physically or in other ways) if they: have five or more drinks once or twice each weekend?


Response	6	8	10	12	Total	
No risk	8.8	3.6	6.0	11.7	7.2	
Slight risk	11.3	14.2	21.7	17.3	15.7	
Moderate risk	25.7	33.8	31.9	30.7	30.4	
Great risk	54.2	48.4	40.4	40.2	46.7	
N of Valid	284	281	235	179	979	
N of Miss	6	8	2	6	22	

Table 131: On how many occasions have you had alcoholic beverages (beer, wine or hard liquor) to drink in your lifetime - more than just a few sips?

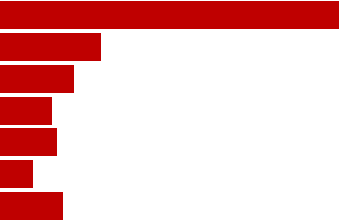
Response	6	8	10	12	Total	
0	77.2	59.3	37.0	28.0	53.4	
1-2	15.4	12.6	17.0	9.9	14.0	
3-5	4.9	13.0	8.9	12.1	9.5	
6-9	1.4	4.9	7.7	12.1	5.9	
10-19	0.4	6.0	10.2	13.2	6.7	
20-39	0.4	1.8	3.8	6.6	2.7	
40+	0.4	2.5	15.3	18.1	7.8	
N of Valid	285	285	235	182	987	
N of Miss	5	4	2	3	14	

Table 132: On how many occasions have you had beer, wine or hard liquor to drink during the past 30 days?








Response	6	8	10	12	Total	
0	95.1	85.9	63.8	64.6	79.4	
1-2	3.9	7.4	20.0	16.6	11.1	
3-5	0.4	3.9	7.7	8.3	4.6	
6-9	0.4	1.8	4.7	4.4	2.5	
10-19	0.0	1.1	2.6	2.8	1.4	
20-39	0.0	0.0	0.4	1.1	0.3	
40+	0.4	0.0	0.9	2.2	0.7	
N of Valid	285	284	235	181	985	
N of Miss	5	5	2	4	16	

Table 133: On how many occasions have you used marijuana (grass, pot) or hashish (hash, hash oil) in your lifetime?








Response	6	8	10	12	Total	
0	98.6	88.7	68.4	58.6	81.1	
1-2	1.4	4.3	9.0	11.6	5.9	
3-5	0.0	1.8	3.4	5.5	2.3	
6-9	0.0	2.8	4.7	0.6	2.0	
10-19	0.0	1.4	4.7	4.4	2.3	
20-39	0.0	0.4	2.1	5.0	1.5	
40+	0.0	0.7	7.7	14.4	4.7	
N of Valid	284	282	234	181	981	
N of Miss	6	7	3	4	20	

Table 134: On how many occasions have you used marijuana (grass, pot) or hashish (hash, hash oil) during the past 30 days?








Response	6	8	10	12	Total	
0	99.3	97.2	85.0	78.0	91.4	
1-2	0.4	2.1	5.1	6.0	3.0	
3-5	0.4	0.0	3.8	3.8	1.7	
6-9	0.0	0.4	2.1	2.7	1.1	
10-19	0.0	0.4	1.7	2.2	0.9	
20-39	0.0	0.0	0.9	0.5	0.3	
40+	0.0	0.0	1.3	6.6	1.5	
N of Valid	284	285	234	182	985	
N of Miss	6	4	3	3	16	

Table 135: On how many occasions have you used LSD or other psychedelics in your lifetime?








Response	6	8	10	12	Total	
0	99.3	99.6	95.7	91.7	97.2	
1-2	0.4	0.4	2.6	1.7	1.1	
3-5	0.0	0.0	1.3	2.8	0.8	
6-9	0.4	0.0	0.4	1.1	0.4	
10-19	0.0	0.0	0.0	1.7	0.3	
20-39	0.0	0.0	0.0	0.6	0.1	
40+	0.0	0.0	0.0	0.6	0.1	
N of Valid	284	284	235	181	984	
N of Miss	6	5	2	4	17	

Table 136: On how many occasions have you used LSD or other psychedelics during the past 30 days?




Response	6	8	10	12	Total	
0	99.6	100.0	99.6	97.8	99.4	
1-2	0.4	0.0	0.4	1.7	0.5	
3-5	0.0	0.0	0.0	0.0	0.0	
6-9	0.0	0.0	0.0	0.0	0.0	
10-19	0.0	0.0	0.0	0.6	0.1	
20-39	0.0	0.0	0.0	0.0	0.0	
40+	0.0	0.0	0.0	0.0	0.0	
N of Valid	283	285	235	181	984	
N of Miss	7	4	2	4	17	

Table 137: On how many occasions have you used cocaine or crack in your lifetime?








Response	6	8	10	12	Total	
0	100.0	98.2	96.2	92.3	97.2	
1-2	0.0	0.7	1.3	2.8	1.0	
3-5	0.0	0.4	0.9	1.1	0.5	
6-9	0.0	0.0	0.0	1.7	0.3	
10-19	0.0	0.0	1.3	0.6	0.4	
20-39	0.0	0.7	0.0	0.0	0.2	
40+	0.0	0.0	0.4	1.7	0.4	
N of Valid	285	285	235	181	986	
N of Miss	5	4	2	4	15	

Table 138: On how many occasions have you used cocaine or crack during the past 30 days?






Response	6	8	10	12	Total	
0	100.0	98.9	99.6	97.8	99.2	
1-2	0.0	0.4	0.4	0.6	0.3	
3-5	0.0	0.4	0.0	1.1	0.3	
6-9	0.0	0.0	0.0	0.0	0.0	
10-19	0.0	0.4	0.0	0.0	0.1	
20-39	0.0	0.0	0.0	0.0	0.0	
40+	0.0	0.0	0.0	0.6	0.1	
N of Valid	285	284	235	181	985	
N of Miss	5	5	2	4	16	

Table 139: On how many occasions have you sniffed glue, breathed the contents of an aerosol spray can, or inhaled other gases or sprays, in order to get high in your lifetime?








Response	6	8	10	12	Total	
0	88.7	80.0	83.0	83.4	83.9	
1-2	6.0	10.5	8.5	6.6	8.0	
3-5	3.2	3.5	3.4	5.5	3.8	
6-9	0.4	2.1	2.1	2.8	1.7	
10-19	0.4	1.4	1.3	0.6	0.9	
20-39	0.4	1.4	0.4	0.6	0.7	
40+	1.1	1.1	1.3	0.6	1.0	
N of Valid	284	285	235	181	985	
N of Miss	6	4	2	4	16	

Table 140: On how many occasions have you sniffed glue, breathed the contents of an aerosol spray can, or inhaled other gases or sprays, in order to get high during the past 30 days?








Response	6	8	10	12	Total	
0	95.1	90.8	94.5	96.7	94.0	
1-2	3.2	4.9	4.3	2.8	3.9	
3-5	0.7	1.8	0.0	0.0	0.7	
6-9	0.4	1.4	0.4	0.0	0.6	
10-19	0.4	1.1	0.0	0.0	0.4	
20-39	0.4	0.0	0.0	0.6	0.2	
40+	0.0	0.0	0.9	0.0	0.2	
N of Valid	285	284	235	181	985	
N of Miss	5	5	2	4	16	

Table 141: On how many occasions have you used phenoxydine (pox, px, breeze) in your lifetime?


Response	6	8	10	12	Total	
0	100.0	100.0	100.0	100.0	100.0	
1-2	0.0	0.0	0.0	0.0	0.0	
3-5	0.0	0.0	0.0	0.0	0.0	
6-9	0.0	0.0	0.0	0.0	0.0	
10-19	0.0	0.0	0.0	0.0	0.0	
20-39	0.0	0.0	0.0	0.0	0.0	
40+	0.0	0.0	0.0	0.0	0.0	
N of Valid	281	285	235	181	982	
N of Miss	9	4	2	4	19	

Table 142: On how many occasions have you used phenoxydine (pox, px, breeze) during the past 30 days?


Response	6	8	10	12	Total	
0	100.0	100.0	100.0	100.0	100.0	
1-2	0.0	0.0	0.0	0.0	0.0	
3-5	0.0	0.0	0.0	0.0	0.0	
6-9	0.0	0.0	0.0	0.0	0.0	
10-19	0.0	0.0	0.0	0.0	0.0	
20-39	0.0	0.0	0.0	0.0	0.0	
40+	0.0	0.0	0.0	0.0	0.0	
N of Valid	279	285	235	179	978	
N of Miss	11	4	2	6	23	

Table 143: On how many occasions have you used sedatives (tranquilizers, such as Valium or Xanax, barbiturates, or sleeping pills) without a doctor telling you to take them, in your lifetime?








Response	6	8	10	12	Total	
0	91.5	85.9	76.6	79.0	84.0	
1-2	4.6	8.1	7.2	3.3	6.0	
3-5	1.8	3.5	3.8	4.4	3.3	
6-9	0.7	0.7	2.6	3.9	1.7	
10-19	1.1	0.7	5.1	3.3	2.3	
20-39	0.4	0.4	1.3	1.7	0.8	
40+	0.0	0.7	3.4	4.4	1.8	
N of Valid	284	284	235	181	984	
N of Miss	6	5	2	4	17	

Table 144: On how many occasions have you used sedatives (tranquilizers, such as Valium or Xanax, barbiturates, or sleeping pills) without a doctor telling you to take them, during the past 30 days?


Response	6	8	10	12	Total	
0	95.8	94.4	89.8	89.5	92.8	
1-2	2.8	3.5	5.1	5.0	4.0	
3-5	0.7	1.8	2.6	1.7	1.6	
6-9	0.4	0.0	1.3	2.2	0.8	
10-19	0.4	0.0	0.4	1.1	0.4	
20-39	0.0	0.0	0.4	0.0	0.1	
40+	0.0	0.4	0.4	0.6	0.3	
N of Valid	284	285	235	181	985	
N of Miss	6	4	2	4	16	

Table 145: On how many occasions have you used Methamphetamines (meth, speed, crank, crystal meth) in your lifetime?


Response	6	8	10	12	Total	
0	99.6	98.9	94.9	96.1	97.7	
1-2	0.0	0.7	2.1	1.1	0.9	
3-5	0.0	0.0	0.9	0.0	0.2	
6-9	0.0	0.0	0.4	0.0	0.1	
10-19	0.0	0.0	1.3	1.7	0.6	
20-39	0.0	0.4	0.4	0.0	0.2	
40+	0.4	0.0	0.0	1.1	0.3	
N of Valid	283	283	234	181	981	
N of Miss	7	6	3	4	20	

Table 146: On how many occasions have you used Methamphetamines (meth, speed, crank, crystal meth) in the past 30 days?





Response	6	8	10	12	Total	
0	99.3	99.6	97.9	98.9	99.0	
1-2	0.4	0.0	1.3	0.6	0.5	
3-5	0.4	0.0	0.9	0.6	0.4	
6-9	0.0	0.4	0.0	0.0	0.1	
10-19	0.0	0.0	0.0	0.0	0.0	
20-39	0.0	0.0	0.0	0.0	0.0	
40+	0.0	0.0	0.0	0.0	0.0	
N of Valid	283	285	235	181	984	
N of Miss	7	4	2	4	17	

Table 147: On how many occasions have you used stimulants, other than Methamphetamines (such as amphetamines, Ritalin or Dexedrine) without a doctor telling you to take them, in your lifetime?








Response	6	8	10	12	Total	
0	99.3	98.2	94.0	90.1	96.0	
1-2	0.4	1.1	2.1	1.1	1.1	
3-5	0.0	0.4	1.3	1.1	0.6	
6-9	0.0	0.0	0.4	3.9	0.8	
10-19	0.0	0.0	0.9	1.1	0.4	
20-39	0.0	0.4	0.4	0.0	0.2	
40+	0.4	0.0	0.9	2.8	0.8	
N of Valid	283	285	234	181	983	
N of Miss	7	4	3	4	18	

Table 148: On how many occasions have you used stimulants, other than Methamphetamines (such as amphetamines, Ritalin or Dexedrine) without a doctor telling you to take them, during the past 30 days?


Response	6	8	10	12	Total	
0	99.6	99.6	97.9	96.1	98.6	
1-2	0.0	0.0	1.3	3.3	0.9	
3-5	0.0	0.0	0.0	0.6	0.1	
6-9	0.4	0.0	0.0	0.0	0.1	
10-19	0.0	0.4	0.9	0.0	0.3	
20-39	0.0	0.0	0.0	0.0	0.0	
40+	0.0	0.0	0.0	0.0	0.0	
N of Valid	283	285	235	181	984	
N of Miss	7	4	2	4	17	

Table 149: On how many occasions have you used heroin or other opiates in your lifetime?


Response	6	8	10	12	Total	
0	99.6	99.3	98.3	95.6	98.5	
1-2	0.4	0.4	0.4	1.1	0.5	
3-5	0.0	0.0	0.0	1.1	0.2	
6-9	0.0	0.0	0.4	0.6	0.2	
10-19	0.0	0.0	0.0	0.6	0.1	
20-39	0.0	0.4	0.4	0.0	0.2	
40+	0.0	0.0	0.4	1.1	0.3	
N of Valid	279	285	235	180	979	
N of Miss	11	4	2	5	22	

Table 150: On how many occasions have you used heroin or other opiates during the past 30 days?





Response	6	8	10	12	Total	
0	99.6	99.6	99.1	98.3	99.3	
1-2	0.4	0.0	0.4	1.1	0.4	
3-5	0.0	0.0	0.4	0.0	0.1	
6-9	0.0	0.0	0.0	0.0	0.0	
10-19	0.0	0.4	0.0	0.6	0.2	
20-39	0.0	0.0	0.0	0.0	0.0	
40+	0.0	0.0	0.0	0.0	0.0	
N of Valid	281	284	235	179	979	
N of Miss	9	5	2	6	22	

Table 151: On how many occasions have you used MDMA ('X', 'E', or ecstasy) in your lifetime?








Response	6	8	10	12	Total	
0	100.0	98.2	94.9	95.0	97.3	
1-2	0.0	0.4	2.1	2.2	1.0	
3-5	0.0	1.1	1.7	1.1	0.9	
6-9	0.0	0.0	0.4	0.6	0.2	
10-19	0.0	0.0	0.0	0.6	0.1	
20-39	0.0	0.0	0.9	0.0	0.2	
40+	0.0	0.4	0.0	0.6	0.2	
N of Valid	278	285	235	180	978	
N of Miss	12	4	2	5	23	

Table 152: On how many occasions have you used MDMA ('X', 'E', or ecstasy) during the past 30 days?





Response	6	8	10	12	Total	
0	100.0	98.2	98.7	98.3	98.9	
1-2	0.0	1.4	0.9	1.1	0.8	
3-5	0.0	0.0	0.4	0.6	0.2	
6-9	0.0	0.0	0.0	0.0	0.0	
10-19	0.0	0.0	0.0	0.0	0.0	
20-39	0.0	0.0	0.0	0.0	0.0	
40+	0.0	0.4	0.0	0.0	0.1	
N of Valid	279	285	233	180	977	
N of Miss	11	4	4	5	24	

Table 153: On how many occasions have you taken prescription drugs (such as Valium, Xanax, Ritalin, Adderall, OxyContin, Darvocet, or sleeping pills) on your own-that is, without a doctor telling you to take them in your lifetime?








Response	6	8	10	12	Total	
0	92.3	88.0	73.6	75.6	83.5	
1-2	4.6	6.7	11.1	5.6	6.9	
3-5	1.1	3.2	4.3	2.2	2.6	
6-9	0.4	0.4	2.6	3.9	1.5	
10-19	0.7	1.1	3.8	5.0	2.3	
20-39	0.4	0.7	1.3	2.2	1.0	
40+	0.7	0.0	3.4	5.6	2.0	
N of Valid	285	284	235	180	984	
N of Miss	5	5	2	5	17	

Table 154: On how many occasions have you taken prescription drugs (such as Valium, Xanax, Ritalin, Adderall, OxyContin, Darvocet, or sleeping pills) on your own-that is, without a doctor telling you to take them during the past 30 days?







Response	6	8	10	12	Total	
0	98.6	94.0	88.5	88.9	93.1	
1-2	0.7	4.6	6.0	5.6	4.0	
3-5	0.7	1.4	3.4	1.7	1.7	
6-9	0.0	0.0	0.4	2.8	0.6	
10-19	0.0	0.0	0.0	1.1	0.2	
20-39	0.0	0.0	1.7	0.0	0.4	
40+	0.0	0.0	0.0	0.0	0.0	
N of Valid	285	284	235	180	984	
N of Miss	5	5	2	5	17	

Table 155: On how many occasions have you taken non-prescription medicines such as diet pills (for example, Dietac, Dexatrim or Prolamine), stay-awake pills (for example No-Doz, Vivarin, or Wake), or cough or cold medicines (robos, DXM, etc.) to get high in your lifetime?








Response	6	8	10	12	Total	
0	93.7	91.9	86.7	88.3	90.5	
1-2	2.8	3.9	5.2	4.5	4.0	
3-5	1.1	1.4	3.0	2.2	1.8	
6-9	0.4	0.0	0.9	1.7	0.6	
10-19	0.7	0.7	2.1	1.1	1.1	
20-39	0.0	0.7	0.0	0.6	0.3	
40+	1.4	1.4	2.1	1.7	1.6	
N of Valid	284	283	233	179	979	
N of Miss	6	6	4	6	22	

Table 156: On how many occasions have you taken non-prescription medicines such as diet pills (for example, Dietac, Dexatrim or Prolamine), stay-awake pills (for example No-Doz, Vivarin, or Wake), or cough or cold medicines (robos, DXM, etc.) to get high during the past 30 days?








Response	6	8	10	12	Total	
0	97.2	97.2	94.9	94.4	96.1	
1-2	0.7	0.7	2.1	2.2	1.3	
3-5	1.1	0.7	1.3	1.1	1.0	
6-9	0.0	0.4	1.3	0.6	0.5	
10-19	0.0	0.7	0.0	0.6	0.3	
20-39	0.7	0.0	0.0	1.1	0.4	
40+	0.4	0.4	0.4	0.0	0.3	
N of Valid	284	284	235	179	982	
N of Miss	6	5	2	6	19	

Table 157: On how many occasions have you been drunk or very high from drinking alcoholic beverages during the past 30 days?








Response	6	8	10	12	Total	
0	97.2	92.3	76.6	70.0	85.8	
1-2	1.4	4.6	12.8	12.8	7.1	
3-5	0.7	2.1	5.5	7.8	3.6	
6-9	0.0	0.0	3.8	2.2	1.3	
10-19	0.0	0.0	0.9	2.8	0.7	
20-39	0.4	0.0	0.0	1.7	0.4	
40+	0.4	1.1	0.4	2.8	1.0	
N of Valid	283	284	235	180	982	
N of Miss	7	5	2	5	19	

Table 158: Think back over the last two weeks. How many times have you had five or more alcoholic drinks in a row?







Response	6	8	10	12	Total	
None	97.1	90.4	80.9	78.9	87.9	
Once	1.8	4.6	7.7	4.4	4.5	
Twice	0.7	3.6	6.0	6.7	3.9	
3-5 times	0.0	0.7	3.4	7.2	2.4	
6-9 times	0.0	0.4	0.0	0.6	0.2	
10 or more times	0.4	0.4	2.1	2.2	1.1	
N of Valid	278	281	235	180	974	
N of Miss	12	8	2	5	27	

Table 159: Have you ever used smokeless tobacco (chew, snuff, plug, dipping tobacco, or chewing tobacco)?






Response	6	8	10	12	Total	
Never	94.2	89.0	80.0	75.6	85.8	
Once or Twice	4.7	7.5	10.2	9.4	7.7	
Once in a while but not regularly	0.7	2.5	6.0	2.8	2.9	
Regularly in the past	0.0	0.4	1.7	2.2	0.9	
Regularly now	0.4	0.7	2.1	10.0	2.7	
N of Valid	277	281	235	180	973	
N of Miss	13	8	2	5	28	

Table 160: How often have you taken smokeless tobacco during the past 30 days?







Response	6	8	10	12	Total	
Not at all	98.6	97.5	91.5	86.1	94.2	
Once or twice	1.1	1.4	4.7	2.2	2.3	
Once or twice per week	0.4	0.4	0.9	0.6	0.5	
Three to five times per week	0.0	0.0	0.4	1.1	0.3	
About once a day	0.0	0.0	1.3	2.2	0.7	
More than once a day	0.0	0.7	1.3	7.8	2.0	
N of Valid	277	281	235	180	973	
N of Miss	13	8	2	5	28	

Table 161: Have you ever smoked cigarettes?






Response	6	8	10	12	Total	
Never	88.0	69.8	53.2	50.8	67.5	
Once or Twice	8.3	14.7	18.3	16.8	14.2	
Once in a while but not regularly	1.8	7.6	11.5	8.9	7.1	
Regularly in the past	0.7	3.6	7.7	7.8	4.5	
Regularly now	1.1	4.3	9.4	15.6	6.7	
N of Valid	276	278	235	179	968	
N of Miss	14	11	2	6	33	

Table 162: How frequently have you smoked cigarettes during the past 30 days?








Response	6	8	10	12	Total	
Not at all	96.7	89.6	79.1	72.8	86.0	
Less than one cigarette per day	1.8	5.0	10.2	11.1	6.5	
One to five cigarettes per day	1.1	3.6	5.5	8.9	4.3	
About one-half pack per day	0.4	0.7	3.4	3.3	1.8	
About one pack per day	0.0	0.7	1.7	2.2	1.0	
About one and one-half packs per day	0.0	0.4	0.0	1.1	0.3	
Two packs or more per day	0.0	0.0	0.0	0.6	0.1	
N of Valid	276	279	235	180	970	
N of Miss	14	10	2	5	31	

Table 163: During the last month, about how many marijuana cigarettes, or the equivalent, did you smoke a day, on the average?








Response	6	8	10	12	Total	
None	98.9	95.3	85.5	82.2	91.6	
Less than 1 a day	0.7	2.9	8.9	6.7	4.4	
1 a day	0.0	0.7	2.6	1.7	1.1	
2-3 a day	0.0	0.7	2.6	4.4	1.6	
4-6 a day	0.0	0.4	0.0	2.2	0.5	
7-10 a day	0.0	0.0	0.0	1.7	0.3	
11 or more a day	0.4	0.0	0.4	1.1	0.4	
N of Valid	277	279	235	180	971	
N of Miss	13	10	2	5	30	

Table 164: If you drank alcohol (not just a sip or taste) in the past year, how did you usually get it?











Response	6	8	10	12	Total	
I did not drink alcohol in the past year	88.5	74.6	52.4	43.6	67.3	
I bought it myself with a fake ID	0.4	0.0	0.4	0.0	0.2	
I bought it myself without a fake ID	0.0	0.0	0.0	0.0	0.0	
I got it from someone I know age 21 or older	1.9	4.8	13.9	30.7	11.0	
I got it from someone I know under age 21	0.0	2.9	6.9	5.0	3.5	
I got it from my brother or sister	1.1	1.1	1.7	1.1	1.3	
I got it from home with my parents' permission	1.5	5.5	5.2	5.6	4.3	
I got it from home without my parents' permission	1.1	4.0	3.9	0.6	2.5	
I got it from another relative	1.9	1.8	3.0	0.6	1.9	
A stranger bought it for me	0.4	0.4	1.3	1.7	0.8	
I took it from a store or shop	0.0	0.0	0.0	0.0	0.0	
Other	3.3	4.8	11.3	11.2	7.1	
N of Valid	270	272	231	179	952	
N of Miss	20	17	6	6	49	

Table 165: If you drank alcohol (not just a sip or taste) in the past year, where did you usually drink it?

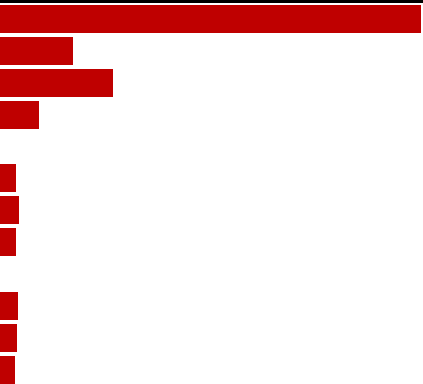
Response	6	8	10	12	Total	
I did not drink alcohol in the past year	90.1	74.5	51.7	42.6	67.3	
at my home	5.0	11.1	12.5	11.4	9.8	
at someone else's home	1.9	10.0	27.2	33.5	16.4	
at an open area like a park, beach, field, back road, woods, or a street corner	1.5	3.0	6.0	7.4	4.1	
at a sporting event or concert	0.0	0.4	0.0	0.6	0.2	
at a restaurant, bar, or a nightclub	0.8	0.4	0.9	1.1	0.7	
at an empty building or a construction site	0.0	0.0	0.4	1.1	0.3	
at a hotel/motel	0.4	0.7	0.4	1.1	0.6	
in a car	0.4	0.0	0.9	0.6	0.4	
at school	0.0	0.0	0.0	0.6	0.1	
N of Valid	262	271	232	176	941	
N of Miss	28	18	5	9	60	

Table 166: If you smoked cigarettes (not just a puff or drag) in the past year, how did you usually get them?













Response	6	8	10	12	Total	
I did not smoke cigarettes in the past year	93.6	82.0	71.6	62.6	79.1	
I bought them myself with a fake ID	0.4	0.0	0.4	0.6	0.3	
I bought them myself without a fake ID	0.0	0.0	1.3	5.6	1.4	
I got them from someone I know age 18 or older	0.0	2.6	10.0	16.2	6.2	
I got them from someone I know under age 18	1.1	4.8	5.7	2.2	3.5	
I got them from my brother or sister	0.7	0.4	1.7	0.6	0.8	
I got them from home with my parents' permission	0.0	0.0	2.2	1.7	0.8	
I got them from home without my parents' permission	1.9	4.0	2.6	0.0	2.3	
I got them from another relative	0.4	1.5	1.3	0.6	1.0	
A stranger bought them for me	0.0	0.4	1.3	0.6	0.5	
I took them from a store or shop	0.0	1.1	0.0	0.0	0.3	
Other	1.9	3.3	1.7	9.5	3.7	
N of Valid	267	272	229	179	947	
N of Miss	23	17	8	6	54	

Table 167: If you smoked cigarettes (not just a puff or drag) in the past year, where did you usually smoke them?

Response	6	8	10	12	Total	
I did not smoke cigarettes in the past year	93.6	81.8	71.6	64.4	79.4	
at my home	2.3	5.2	7.0	7.9	5.3	
at someone else's home	1.9	4.1	6.1	6.2	4.4	
at an open area like a park, beach, field, back road, woods, or a street corner	1.1	6.3	10.5	9.6	6.5	
at a sporting event or concert	0.0	0.0	0.0	0.0	0.0	
at a restaurant, bar, or a nightclub	0.0	0.4	0.0	0.6	0.2	
at an empty building or a construction site	0.0	0.4	0.4	1.1	0.4	
at a hotel/motel	0.0	0.4	0.0	0.0	0.1	
in a car	1.1	1.5	3.9	10.2	3.6	
at school	0.0	0.0	0.4	0.0	0.1	
N of Valid	265	269	229	177	940	
N of Miss	25	20	8	8	61	

Table 168: During the past 30 days, how many times did you ride in a car or other vehicle driven by someone who had been drinking alcohol?

Response	6	8	10	12	Total	
0 times	76.0	72.0	75.2	86.5	76.6	
1 time	12.5	13.8	13.2	5.1	11.7	
2 or 3 times	7.0	8.0	6.4	5.1	6.8	
4 or 5 times	1.8	2.2	1.7	0.6	1.7	
6 or more times	2.6	4.0	3.4	2.8	3.2	
N of Valid	271	275	234	178	958	
N of Miss	19	14	3	7	43	

Table 169: During the past 30 days, how many times did you drive a car or other vehicle when you had been drinking alcohol?

Response	6	8	10	12	Total	
I did not drive a car in the past 30 days	59.2	64.6	42.1	23.5	49.7	
0 times	36.2	33.2	54.5	66.5	45.6	
1 time	1.9	0.4	2.6	4.5	2.1	
2 or 3 times	0.4	1.1	0.9	3.4	1.3	
4 or 5 times	0.4	0.4	0.0	0.6	0.3	
6 or more times	1.9	0.4	0.0	1.7	1.0	
N of Valid	260	271	233	179	943	
N of Miss	30	18	4	6	58	

Table 170: How wrong would most adults (over 21) in your neighborhood think it is for kids your age: to use marijuana?

Response	6	8	10	12	Total	
Very wrong	88.0	83.8	68.1	62.2	77.0	
Wrong	7.1	10.3	16.2	15.0	11.7	
A little bit wrong	3.7	2.9	9.8	15.6	7.2	
Not wrong at all	1.1	2.9	6.0	7.2	4.0	
N of Valid	267	272	235	180	954	
N of Miss	23	17	2	5	47	

Table 171: How wrong would most adults (over 21) in your neighborhood think it is for kids your age: to drink alcohol?

Response	6	8	10	12	Total	
Very wrong	73.8	65.1	49.8	44.4	59.9	
Wrong	12.7	22.8	24.3	20.6	19.9	
A little bit wrong	9.4	9.2	15.3	25.0	13.7	
Not wrong at all	4.1	2.9	10.6	10.0	6.5	
N of Valid	267	272	235	180	954	
N of Miss	23	17	2	5	47	

Table 172: How wrong would most adults (over 21) in your neighborhood think it is for kids your age: to smoke cigarettes?





Response	6	8	10	12	Total	
Very wrong	78.9	65.8	51.1	35.0	60.0	
Wrong	11.7	21.0	25.5	25.0	20.3	
A little bit wrong	5.3	9.6	12.8	21.7	11.4	
Not wrong at all	4.1	3.7	10.6	18.3	8.3	
N of Valid	266	272	235	180	953	
N of Miss	24	17	2	5	48	

Table 173: How much do each of the following statements describe your neighborhood? crime and/or drug selling





Response	6	8	10	12	Total	
NO!	82.0	75.6	67.7	67.8	73.9	
no	12.8	17.3	21.3	22.8	18.1	
yes	3.8	6.3	9.4	8.9	6.8	
YES!	1.5	0.7	1.7	0.6	1.2	
N of Valid	266	271	235	180	952	
N of Miss	24	18	2	5	49	

Table 174: How much do each of the following statements describe your neighborhood? fights





Response	6	8	10	12	Total	
NO!	65.2	64.2	62.6	62.6	63.8	
no	21.0	26.6	23.0	29.6	24.7	
yes	8.6	6.6	11.5	6.7	8.4	
YES!	5.2	2.6	3.0	1.1	3.2	
N of Valid	267	271	235	179	952	
N of Miss	23	18	2	6	49	

Table 175: How much do each of the following statements describe your neighborhood? lots of empty or abandoned buildings





Response	6	8	10	12	Total	
NO!	67.2	69.5	64.7	68.9	67.5	
no	22.6	23.5	29.8	26.7	25.4	
yes	8.7	5.1	5.1	2.2	5.6	
YES!	1.5	1.8	0.4	2.2	1.5	
N of Valid	265	272	235	180	952	
N of Miss	25	17	2	5	49	

Table 176: How much do each of the following statements describe your neighborhood? lots of graffiti





Response	6	8	10	12	Total	
NO!	83.3	78.9	74.5	80.6	79.3	
no	12.5	20.0	23.4	18.9	18.6	
yes	2.7	0.4	1.7	0.0	1.3	
YES!	1.5	0.7	0.4	0.6	0.8	
N of Valid	263	270	235	180	948	
N of Miss	27	19	2	5	53	

Table 177: If I had to move, I would miss the neighborhood I now live in.





Response	6	8	10	12	Total	
NO!	14.3	16.5	14.5	13.3	14.8	
no	11.7	19.4	16.6	26.7	17.9	
yes	25.2	27.8	38.3	39.4	31.9	
YES!	48.9	36.3	30.6	20.6	35.4	
N of Valid	266	273	235	180	954	
N of Miss	24	16	2	5	47	

Table 178: My neighbors notice when I am doing a good job and let me know about it.

Response	6	8	10	12	Total	
NO!	40.8	37.5	40.0	40.8	39.6	
no	28.7	36.8	38.3	40.2	35.5	
yes	18.1	18.0	14.0	12.8	16.1	
YES!	12.5	7.7	7.7	6.1	8.7	
N of Valid	265	272	235	179	951	
N of Miss	25	17	2	6	50	

Table 179: I like my neighborhood.

Response	6	8	10	12	Total	
NO!	11.4	13.0	9.1	12.2	11.4	
no	5.7	17.4	16.9	15.6	13.7	
yes	38.3	36.7	44.6	53.3	42.2	
YES!	44.7	33.0	29.4	18.9	32.7	
N of Valid	264	270	231	180	945	
N of Miss	26	19	6	5	56	

Table 180: There are lots of adults in my neighborhood I could talk to about something important.

Response	6	8	10	12	Total	
NO!	22.6	27.9	29.9	33.9	28.1	
no	29.8	33.5	40.2	39.0	35.1	
yes	27.2	23.5	19.2	20.3	22.9	
YES!	20.4	15.1	10.7	6.8	13.9	
N of Valid	265	272	234	177	948	
N of Miss	25	17	3	8	53	

Table 181: I'd like to get out of my neighborhood.





Response	6	8	10	12	Total	
NO!	50.8	37.9	27.8	21.1	35.8	
no	29.8	32.0	41.5	43.3	35.9	
yes	11.5	15.8	17.9	22.8	16.5	
YES!	8.0	14.3	12.8	12.8	11.9	
N of Valid	262	272	234	180	948	
N of Miss	28	17	3	5	53	

Table 182: There are people in my neighborhood who are proud of me when I do something well.





Response	6	8	10	12	Total	
NO!	22.8	28.7	23.1	31.5	26.2	
no	22.8	32.4	38.0	32.6	31.2	
yes	31.7	26.5	31.6	25.4	29.0	
YES!	22.8	12.5	7.3	10.5	13.6	
N of Valid	259	272	234	181	946	
N of Miss	31	17	3	4	55	

Table 183: There are people in my neighborhood who encourage me to do my best.





Response	6	8	10	12	Total	
NO!	21.8	27.9	23.8	32.8	26.1	
no	19.5	31.3	38.7	35.6	30.7	
yes	33.2	26.1	26.8	22.2	27.5	
YES!	25.6	14.7	10.6	9.4	15.7	
N of Valid	262	272	235	180	949	
N of Miss	28	17	2	5	52	

Table 184: I feel safe in my neighborhood.





Response	6	8	10	12	Total	
NO!	10.3	8.2	4.7	3.3	7.0	
no	11.9	17.1	8.1	6.7	11.4	
yes	35.6	34.6	46.4	53.3	41.4	
YES!	42.1	40.1	40.9	36.7	40.2	
N of Valid	261	269	235	180	945	
N of Miss	29	20	2	5	56	

Table 185: Which of the following activities for people your age are available in your community? sports teams?



Response	6	8	10	12	Total	
No	13.9	6.3	8.9	8.9	9.5	
Yes	86.1	93.7	91.1	91.1	90.5	
N of Valid	259	271	235	180	945	
N of Miss	31	18	2	5	56	

Table 186: Which of the following activities for people your age are available in your community? scouting?



Response	6	8	10	12	Total	
No	27.2	33.0	34.9	30.6	31.4	
Yes	72.8	67.0	65.1	69.4	68.6	
N of Valid	257	264	232	180	933	
N of Miss	33	25	5	5	68	

Table 187: Which of the following activities for people your age are available in your community? boys and girls clubs?



Response	6	8	10	12	Total	
No	33.3	26.5	35.2	31.3	31.5	
Yes	66.7	73.5	64.8	68.7	68.5	
N of Valid	255	264	233	179	931	
N of Miss	35	25	4	6	70	

Table 188: Which of the following activities for people your age are available in your community? 4-H clubs?



Response	6	8	10	12	Total	
No	43.0	29.0	26.8	21.7	30.7	
Yes	57.0	71.0	73.2	78.3	69.3	
N of Valid	244	259	231	180	914	
N of Miss	46	30	6	5	87	

Table 189: Which of the following activities for people your age are available in your community? service clubs?



Response	6	8	10	12	Total	
No	46.7	33.2	27.0	25.6	33.8	
Yes	53.3	66.8	73.0	74.4	66.2	
N of Valid	246	259	233	180	918	
N of Miss	44	30	4	5	83	

Table 190: If a kid smoked marijuana in your neighborhood would he or she be caught by the police?





Response	6	8	10	12	Total	
NO!	14.3	16.4	21.9	21.7	18.2	
no	25.9	43.3	51.1	58.9	43.4	
yes	24.3	26.5	18.0	15.0	21.6	
YES!	35.5	13.8	9.0	4.4	16.8	
N of Valid	259	268	233	180	940	
N of Miss	31	21	4	5	61	

Table 191: If a kid drank some beer, wine or hard liquor (for example, vodka, whiskey, or gin) in your neighborhood would he or she be caught by the police?





Response	6	8	10	12	Total	
NO!	18.9	20.5	31.3	29.4	24.5	
no	32.8	49.6	49.8	57.2	46.5	
yes	21.6	20.1	12.0	9.4	16.5	
YES!	26.6	9.7	6.9	3.9	12.6	
N of Valid	259	268	233	180	940	
N of Miss	31	21	4	5	61	

Table 192: If a kid carried a handgun in your neighborhood would he or she be caught by the police?





Response	6	8	10	12	Total	
NO!	17.8	15.0	24.0	20.1	19.0	
no	25.2	37.5	36.9	45.3	35.4	
yes	26.0	27.7	24.0	22.3	25.3	
YES!	31.0	19.9	15.0	12.3	20.3	
N of Valid	258	267	233	179	937	
N of Miss	32	22	4	6	64	

Table 193: If you wanted to get some cigarettes, how easy would it be for you to get some?





Response	6	8	10	12	Total	
Very hard	65.4	34.7	18.4	5.6	33.3	
Sort of hard	10.6	17.0	14.5	5.6	12.4	
Sort of easy	11.0	24.2	22.6	17.8	19.0	
Very easy	13.0	24.2	44.4	71.1	35.3	
N of Valid	254	265	234	180	933	
N of Miss	36	24	3	5	68	

Table 194: If you wanted to get some beer, wine or hard liquor (for example, vodka, whiskey, or gin), how easy would it be for you to get some?





Response	6	8	10	12	Total	
Very hard	60.2	32.3	19.6	6.1	31.7	
Sort of hard	13.4	19.8	18.7	18.9	17.6	
Sort of easy	11.0	25.5	23.8	30.0	22.0	
Very easy	15.4	22.4	37.9	45.0	28.8	
N of Valid	254	263	235	180	932	
N of Miss	36	26	2	5	69	

Table 195: If you wanted to get a drug like cocaine, LSD, or amphetamines, how easy would it be for you to get some?





Response	6	8	10	12	Total	
Very hard	91.6	80.6	57.0	44.7	70.7	
Sort of hard	5.2	9.9	23.0	30.7	16.0	
Sort of easy	2.0	4.6	9.8	16.2	7.4	
Very easy	1.2	4.9	10.2	8.4	5.9	
N of Valid	250	263	235	179	927	
N of Miss	40	26	2	6	74	

Table 196: If you wanted to get a handgun, how easy would it be for you to get one?





Response	6	8	10	12	Total	
Very hard	61.1	50.0	43.4	40.0	49.4	
Sort of hard	11.9	18.6	20.4	19.4	17.4	
Sort of easy	12.3	13.6	16.2	15.6	14.3	
Very easy	14.7	17.8	20.0	25.0	18.9	
N of Valid	252	264	235	180	931	
N of Miss	38	25	2	5	70	

Table 197: If you wanted to get some marijuana, how easy would it be for you to get some?





Response	6	8	10	12	Total	
Very hard	90.0	66.7	31.1	16.1	54.1	
Sort of hard	5.2	8.3	12.8	10.6	9.0	
Sort of easy	1.6	11.0	19.6	23.9	13.1	
Very easy	3.2	14.0	36.6	49.4	23.7	
N of Valid	250	264	235	180	929	
N of Miss	40	25	2	5	72	

Table 198: During the past 12 months, have you participated in any alcohol prevention programs or seen any alcohol prevention messages in your school or community?  
Yes, a school-based program focused on preventing underage drinking and/or drinking and driving.



Response	6	8	10	12	Total	
No	54.5	70.9	82.3	81.6	70.8	
Yes	45.5	29.1	17.7	18.4	29.2	
N of Valid	290	289	237	185	1001	
N of Miss	0	0	0	0	0	

Table 199: During the past 12 months, have you participated in any alcohol prevention programs or seen any alcohol prevention messages in your school or community? Yes, a community-based program focused on preventing underage drinking and/or drinking and driving (for example, through your church or temple or through youth groups like Boys and Girls Club or 4-H).



Response	6	8	10	12	Total	
No	93.1	90.0	94.5	95.7	93.0	
Yes	6.9	10.0	5.5	4.3	7.0	
N of Valid	290	289	237	185	1001	
N of Miss	0	0	0	0	0	

Table 200: During the past 12 months, have you participated in any alcohol prevention programs or seen any alcohol prevention messages in your school or community? Yes, a media campaign addressing underage drinking and/or drinking and driving (for example, newspaper ads, posters, pamphlets, radio, TV).



Response	6	8	10	12	Total	
No	86.6	79.9	87.8	85.4	84.7	
Yes	13.4	20.1	12.2	14.6	15.3	
N of Valid	290	289	237	185	1001	
N of Miss	0	0	0	0	0	

Table 201: During the past 12 months, have you participated in any alcohol prevention programs or seen any alcohol prevention messages in your school or community? No



Response	6	8	10	12	Total	
No	65.9	51.2	27.8	35.7	47.1	
Yes	34.1	48.8	72.2	64.3	52.9	
N of Valid	290	289	237	185	1001	
N of Miss	0	0	0	0	0	

Table 202: How wrong do your parents feel it would be for YOU to: drink beer, wine or hard liquor (for example, vodka, whiskey or gin) regularly?

Response	6	8	10	12	Total	
Very wrong	81.3	79.1	62.2	51.7	70.2	
Wrong	11.9	10.1	20.2	23.3	15.6	
A little bit wrong	3.6	9.0	12.9	19.4	10.5	
Not wrong at all	3.2	1.9	4.7	5.6	3.6	
N of Valid	252	268	233	180	933	
N of Miss	38	21	4	5	68	

Table 203: How wrong do your parents feel it would be for YOU to: smoke cigarettes?

Response	6	8	10	12	Total	
Very wrong	88.5	81.3	69.2	53.9	75.0	
Wrong	7.1	11.6	18.8	21.1	14.0	
A little bit wrong	2.0	5.2	9.4	17.8	7.8	
Not wrong at all	2.4	1.9	2.6	7.2	3.2	
N of Valid	253	268	234	180	935	
N of Miss	37	21	3	5	66	

Table 204: How wrong do your parents feel it would be for YOU to: smoke marijuana?

Response	6	8	10	12	Total	
Very wrong	95.2	91.4	79.9	76.0	86.6	
Wrong	3.2	4.9	12.4	10.6	7.4	
A little bit wrong	0.4	3.7	3.4	8.9	3.8	
Not wrong at all	1.2	0.0	4.3	4.5	2.3	
N of Valid	251	268	234	179	932	
N of Miss	39	21	3	6	69	

Table 205: How wrong do your parents feel it would be for YOU to: steal something worth more than \$5?





Response	6	8	10	12	Total	
Very wrong	84.7	80.1	81.5	81.1	81.9	
Wrong	7.7	15.4	14.2	12.2	12.4	
A little bit wrong	5.6	4.1	3.0	3.9	4.2	
Not wrong at all	2.0	0.4	1.3	2.8	1.5	
N of Valid	248	267	233	180	928	
N of Miss	42	22	4	5	73	

Table 206: How wrong do your parents feel it would be for YOU to: draw graffiti, write things, or draw pictures on buildings or other property (without the owner's permission)?





Response	6	8	10	12	Total	
Very wrong	86.4	82.1	74.4	75.6	80.0	
Wrong	6.0	13.4	16.7	17.2	13.0	
A little bit wrong	4.8	4.1	6.8	6.1	5.4	
Not wrong at all	2.8	0.4	2.1	1.1	1.6	
N of Valid	250	268	234	180	932	
N of Miss	40	21	3	5	69	

Table 207: How wrong do your parents feel it would be for YOU to: pick a fight with someone?





Response	6	8	10	12	Total	
Very wrong	64.9	52.1	46.6	50.6	53.9	
Wrong	19.5	24.3	23.5	30.6	24.0	
A little bit wrong	10.0	19.9	22.2	15.0	16.8	
Not wrong at all	5.6	3.7	7.7	3.9	5.3	
N of Valid	251	267	234	180	932	
N of Miss	39	22	3	5	69	

Table 208: During the past 12 months, have you talked with at least one of your parents about the dangers of underage drinking and/or drinking and driving? By parents, we mean either your biological parents, adoptive parents, stepparents, or adult guardians - whether or not they live with you.

Response	6	8	10	12	Total
No	57.8	58.5	60.5	55.4	58.2
Yes	42.2	41.5	39.5	44.6	41.8
N of Valid	244	265	233	177	919
N of Miss	46	24	4	8	82

Table 209: Have any of your brothers or sisters ever: drunk beer, wine or hard liquor (for example, vodka, whiskey or gin)?

Response	6	8	10	12	Total
No	70.0	49.6	34.1	32.8	47.9
Yes	23.1	44.4	59.9	60.0	45.6
I don't have any brothers or sisters	6.9	6.0	6.0	7.2	6.5
N of Valid	247	268	232	180	927
N of Miss	43	21	5	5	74

Table 210: Have any of your brothers or sisters ever: smoked marijuana?

Response	6	8	10	12	Total
No	87.9	75.8	58.6	60.0	71.7
Yes	5.6	18.1	35.3	32.8	21.9
I don't have any brothers or sisters	6.5	6.0	6.0	7.2	6.4
N of Valid	248	265	232	180	925
N of Miss	42	24	5	5	76

Table 211: Have any of your brothers or sisters ever: smoked cigarettes?

Response	6	8	10	12	Total
No	73.9	57.3	45.7	44.4	56.4
Yes	18.9	36.7	48.3	48.9	37.2
I don't have any brothers or sisters	7.2	6.0	6.0	6.7	6.5
N of Valid	249	267	232	180	928
N of Miss	41	22	5	5	73

Table 212: Have any of your brothers or sisters ever: taken a handgun to school?

Response	6	8	10	12	Total
No	92.3	92.8	92.7	91.1	92.3
Yes	0.8	1.1	1.3	1.7	1.2
I don't have any brothers or sisters	6.9	6.0	6.0	7.2	6.5
N of Valid	247	265	232	180	924
N of Miss	43	24	5	5	77

Table 213: Have any of your brothers or sisters ever: been suspended or expelled from school?

Response	6	8	10	12	Total
No	69.6	67.0	58.6	65.6	65.3
Yes	23.1	27.0	35.3	27.8	28.2
I don't have any brothers or sisters	7.3	6.0	6.0	6.7	6.5
N of Valid	247	267	232	180	926
N of Miss	43	22	5	5	75

Table 214: The rules in my family are clear.

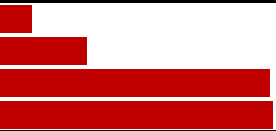
Response	6	8	10	12	Total	
NO!	4.5	1.9	3.4	1.7	2.9	
no	10.1	14.7	10.7	12.2	12.0	
yes	30.8	40.4	49.4	51.7	42.3	
YES!	54.7	43.0	36.5	34.4	42.8	
N of Valid	247	265	233	180	925	
N of Miss	43	24	4	5	76	

Table 215: People in my family often insult or yell at each other.

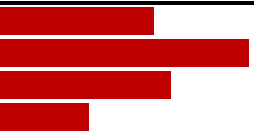
Response	6	8	10	12	Total	
NO!	31.6	23.3	17.3	18.3	23.1	
no	33.6	35.7	39.8	48.9	38.7	
yes	23.5	26.7	29.0	23.9	25.9	
YES!	11.3	14.3	13.9	8.9	12.3	
N of Valid	247	266	231	180	924	
N of Miss	43	23	6	5	77	

Table 216: When I am not at home, one of my parents knows where I am and who I am with.


Response	6	8	10	12	Total	
NO!	4.4	1.5	3.0	1.7	2.7	
no	4.8	5.6	9.5	11.7	7.6	
yes	27.0	38.3	47.0	47.2	39.2	
YES!	63.7	54.5	40.5	39.4	50.5	
N of Valid	248	266	232	180	926	
N of Miss	42	23	5	5	75	

Table 217: We argue about the same things in my family over and over.

Response	6	8	10	12	Total
NO!	31.6	22.3	14.7	18.3	22.1
no	33.6	30.2	33.2	35.6	32.9
yes	19.4	30.9	33.2	36.7	29.5
YES!	15.4	16.6	19.0	9.4	15.5
N of Valid	247	265	232	180	924
N of Miss	43	24	5	5	77

Table 218: If you drank some beer or wine or liquor (for example, vodka, whiskey, or gin) without your parents' permission, would you be caught by your parents?

Response	6	8	10	12	Total
NO!	13.5	9.5	13.1	18.4	13.2
no	10.7	27.4	42.4	47.5	30.7
yes	17.6	24.7	28.0	20.1	22.8
YES!	58.2	38.4	16.5	14.0	33.3
N of Valid	244	263	236	179	922
N of Miss	46	26	1	6	79

Table 219: My family has clear rules about alcohol and drug use.

Response	6	8	10	12	Total
NO!	4.0	2.3	3.0	6.7	3.8
no	7.7	11.1	13.6	9.5	10.5
yes	20.2	27.1	38.1	50.3	32.6
YES!	68.0	59.5	45.3	33.5	53.1
N of Valid	247	262	236	179	924
N of Miss	43	27	1	6	77

Table 220: If you carried a handgun without your parents' permission, would you be caught by your parents?

Response	6	8	10	12	Total	
NO!	9.1	6.9	8.5	11.2	8.7	
no	6.6	10.3	15.3	21.3	12.7	
yes	14.0	24.8	30.1	33.1	24.9	
YES!	70.2	58.0	46.2	34.3	53.6	
N of Valid	242	262	236	178	918	
N of Miss	48	27	1	7	83	

Table 221: If you skipped school would you be caught by your parents?

Response	6	8	10	12	Total	
NO!	7.8	5.7	3.4	9.5	6.4	
no	7.3	17.2	13.6	26.8	15.5	
yes	16.3	25.6	37.9	35.2	28.1	
YES!	68.6	51.5	45.1	28.5	49.9	
N of Valid	245	262	235	179	921	
N of Miss	45	27	2	6	80	

Table 222: Do you feel very close to your mother?

Response	6	8	10	12	Total	
NO!	5.0	10.3	8.9	7.8	8.1	
no	7.9	12.3	13.6	12.3	11.4	
yes	18.6	25.7	34.3	40.2	28.9	
YES!	68.6	51.7	43.2	39.7	51.6	
N of Valid	242	261	236	179	918	
N of Miss	48	28	1	6	83	

Table 223: Do you share your thoughts and feelings with your mother?





Response	6	8	10	12	Total	
NO!	10.4	13.7	13.1	10.1	12.0	
no	15.8	24.8	24.2	28.5	23.0	
yes	20.7	31.7	34.7	38.5	30.9	
YES!	53.1	29.8	28.0	22.9	34.1	
N of Valid	241	262	236	179	918	
N of Miss	49	27	1	6	83	

Table 224: My parents ask me what I think before most family decisions affecting me are made.





Response	6	8	10	12	Total	
NO!	12.6	15.8	15.3	8.9	13.5	
no	19.3	21.2	28.8	29.1	24.2	
yes	30.3	36.2	38.1	46.4	37.1	
YES!	37.8	26.9	17.8	15.6	25.2	
N of Valid	238	260	236	179	913	
N of Miss	52	29	1	6	88	

Table 225: Do you share your thoughts and feelings with your father?





Response	6	8	10	12	Total	
NO!	19.8	21.3	20.4	24.9	21.4	
no	23.2	25.2	33.2	35.0	28.7	
yes	24.5	30.2	28.5	24.3	27.1	
YES!	32.5	23.3	17.9	15.8	22.8	
N of Valid	237	258	235	177	907	
N of Miss	53	31	2	8	94	

Table 226: Do you enjoy spending time with your mother?

Response	6	8	10	12	Total
NO!	5.4	8.1	6.8	6.1	6.7
no	3.7	9.3	12.7	12.3	9.3
yes	26.1	34.4	44.5	51.4	38.1
YES!	64.7	48.3	36.0	30.2	45.9
N of Valid	241	259	236	179	915
N of Miss	49	30	1	6	86

Table 227: Do you enjoy spending time with your father?

Response	6	8	10	12	Total
NO!	7.2	12.7	11.5	15.2	11.5
no	4.7	9.7	9.0	12.4	8.7
yes	26.4	32.4	44.4	46.1	36.6
YES!	61.7	45.2	35.0	26.4	43.2
N of Valid	235	259	234	178	906
N of Miss	55	30	3	7	95

Table 228: If I had a personal problem, I could ask my mom or dad for help.

Response	6	8	10	12	Total
NO!	8.0	9.7	8.9	10.0	9.1
no	8.0	12.7	14.4	10.0	11.4
yes	22.3	27.0	41.5	45.6	33.2
YES!	61.8	50.6	35.2	34.4	46.3
N of Valid	238	259	236	180	913
N of Miss	52	30	1	5	88

Table 229: Do you feel very close to your father?

Response	6	8	10	12	Total	
NO!	10.3	14.7	15.0	16.9	14.1	
no	10.7	16.7	20.2	21.3	16.9	
yes	25.2	24.8	30.9	34.8	28.5	
YES!	53.8	43.8	33.9	27.0	40.5	
N of Valid	234	258	233	178	903	
N of Miss	56	31	4	7	98	

Table 230: My parents give me lots of chances to do fun things with them.

Response	6	8	10	12	Total	
NO!	8.5	12.0	9.3	12.4	10.5	
no	11.4	16.2	28.4	29.4	20.7	
yes	28.4	34.4	39.8	39.0	35.1	
YES!	51.7	37.5	22.5	19.2	33.7	
N of Valid	236	259	236	177	908	
N of Miss	54	30	1	8	93	

Table 231: My parents ask if I've gotten my homework done.

Response	6	8	10	12	Total	
NO!	3.8	6.9	7.6	10.6	7.0	
no	4.6	10.4	13.1	21.8	11.8	
yes	21.4	28.2	36.4	40.8	31.0	
YES!	70.2	54.4	42.8	26.8	50.1	
N of Valid	238	259	236	179	912	
N of Miss	52	30	1	6	89	

Table 232: People in my family have serious arguments.

Response	6	8	10	12	Total	
NO!	37.2	29.4	17.1	23.5	27.1	
no	31.2	35.3	46.6	46.9	39.5	
yes	14.1	22.0	21.4	21.8	19.7	
YES!	17.5	13.3	15.0	7.8	13.7	
N of Valid	234	255	234	179	902	
N of Miss	56	34	3	6	99	

Table 233: Would your parents know if you did not come home on time?

Response	6	8	10	12	Total	
NO!	5.6	4.3	4.7	8.4	5.5	
no	9.4	12.0	10.6	12.3	11.0	
yes	25.8	33.7	44.3	42.5	36.1	
YES!	59.2	50.0	40.4	36.9	47.3	
N of Valid	233	258	235	179	905	
N of Miss	57	31	2	6	96	

Table 234: It is important to be honest with your parents, even if they become upset or you get punished.

Response	6	8	10	12	Total	
NO!	3.8	6.2	5.5	5.1	5.2	
no	5.1	9.7	18.3	11.9	11.1	
yes	26.2	36.8	38.3	54.2	37.8	
YES!	65.0	47.3	37.9	28.8	45.9	
N of Valid	237	258	235	177	907	
N of Miss	53	31	2	8	94	

Table 235: My parents notice when I am doing a good job and let me know about it.


Response	6	8	10	12	Total	
Never or Almost Never	7.2	12.4	11.5	10.6	10.4	
Sometimes	18.6	26.7	32.3	32.4	27.2	
Often	32.5	26.3	34.9	36.9	32.3	
All the time	41.8	34.7	21.3	20.1	30.2	
N of Valid	237	251	235	179	902	
N of Miss	53	38	2	6	99	

Table 236: How often do your parents tell you they're proud of you for something you've done?


Response	6	8	10	12	Total	
Never or Almost Never	5.9	13.3	8.9	11.7	9.9	
Sometimes	16.0	21.7	31.9	36.9	25.9	
Often	28.6	29.7	37.4	31.8	31.9	
All the time	49.6	35.3	21.7	19.6	32.4	
N of Valid	238	249	235	179	901	
N of Miss	52	40	2	6	100	

Table 237: How many brothers and sisters, including stepbrothers and stepsisters, do you have that are younger than you?

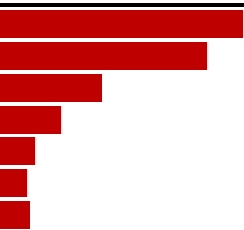
Response	6	8	10	12	Total	
0	39.5	35.7	37.4	39.1	37.8	
1	30.3	31.3	32.8	33.5	31.9	
2	13.0	15.7	15.7	13.4	14.5	
3	7.6	8.0	7.2	7.8	7.7	
4	3.4	4.0	3.0	3.4	3.4	
5	3.4	2.0	1.7	1.1	2.1	
6 or more	2.9	3.2	2.1	1.7	2.6	
N of Valid	238	249	235	179	901	
N of Miss	52	40	2	6	100	

Table 238: How many brothers and sisters, including stepbrothers and stepsisters, do you have that are older than you?








Response	6	8	10	12	Total	
0	33.3	34.1	27.0	37.4	32.7	
1	26.6	27.5	31.3	31.3	29.0	
2	15.2	17.6	19.7	14.0	16.8	
3	12.7	6.3	8.2	10.6	9.3	
4	6.8	4.7	6.0	2.8	5.2	
5	1.7	5.5	3.9	2.8	3.5	
6 or more	3.8	4.3	3.9	1.1	3.4	
N of Valid	237	255	233	179	904	
N of Miss	53	34	4	6	97	

Table 239: Have you changed homes in the past year (the last 12 months)?



Response	6	8	10	12	Total	
No	71.7	71.4	73.2	73.7	72.4	
Yes	28.3	28.6	26.8	26.3	27.6	
N of Valid	233	252	235	179	899	
N of Miss	57	37	2	6	102	

Table 240: How many times have you changed homes since kindergarten?






Response	6	8	10	12	Total	
Never	27.9	23.0	20.9	19.6	23.1	
1 or 2 times	36.5	31.7	30.8	32.4	32.9	
3 or 4 times	18.5	24.6	23.9	21.8	22.3	
5 or 6 times	8.2	11.5	12.0	10.6	10.6	
7 or more times	9.0	9.1	12.4	15.6	11.2	
N of Valid	233	252	234	179	898	
N of Miss	57	37	3	6	103	

Table 241: Have you changed schools (including changing from elementary to middle and middle to high school) in the past year?



Response	6	8	10	12	Total	
No	71.2	32.8	40.1	84.3	55.0	
Yes	28.8	67.2	59.9	15.7	45.0	
N of Valid	229	247	232	178	886	
N of Miss	61	42	5	7	115	

Table 242: How many times have you changed schools since kindergarten (including changing from elementary to middle and middle to high school)?






Response	6	8	10	12	Total	
Never	34.1	20.4	18.7	26.8	24.7	
1 or 2 times	26.6	18.0	11.9	12.3	17.5	
3 or 4 times	26.6	38.8	26.8	20.1	28.8	
5 or 6 times	8.3	13.6	28.1	26.8	18.7	
7 or more times	4.4	9.2	14.5	14.0	10.3	
N of Valid	229	250	235	179	893	
N of Miss	61	39	2	6	108	

Table 243: Has anyone in your family ever had severe alcohol or drug problems?



Response	6	8	10	12	Total	
No	70.7	60.7	54.5	58.7	61.2	
Yes	29.3	39.3	45.5	41.3	38.8	
N of Valid	229	247	235	179	890	
N of Miss	61	42	2	6	111	

Table 244: About how many adults (over 21) have you known personally who in the past year have: used marijuana, crack, cocaine, or other drugs?

Response	6	8	10	12	Total	
0	69.6	59.5	47.2	46.4	56.3	
1	18.7	17.9	15.7	13.4	16.6	
2	4.3	7.5	9.4	14.0	8.5	
3-4	3.9	6.3	10.6	12.3	8.0	
5+	3.5	8.7	17.0	14.0	10.6	
N of Valid	230	252	235	179	896	
N of Miss	60	37	2	6	105	

Table 245: About how many adults (over 21) have you known personally who in the past year have: sold or dealt drugs?

Response	6	8	10	12	Total	
0	86.3	80.4	67.0	65.9	75.5	
1	8.8	9.2	9.4	11.7	9.7	
2	2.6	4.0	10.3	7.3	6.0	
3-4	0.9	0.8	7.7	8.4	4.2	
5+	1.3	5.6	5.6	6.7	4.7	
N of Valid	227	250	233	179	889	
N of Miss	63	39	4	6	112	

Table 246: About how many adults (over 21) have you known personally who in the past year have: done other things that could get them in trouble with the police, like stealing, selling stolen goods, mugging or assaulting others, etc.?

Response	6	8	10	12	Total	
0	81.3	70.4	62.1	64.2	69.8	
1	9.1	16.0	11.5	11.7	12.2	
2	2.6	3.6	8.9	11.2	6.3	
3-4	3.0	3.6	6.4	6.7	4.8	
5+	3.9	6.4	11.1	6.1	6.9	
N of Valid	230	250	235	179	894	
N of Miss	60	39	2	6	107	

Table 247: About how many adults (over 21) have you known personally who in the past year have: gotten drunk or high?

Response	6	8	10	12	Total	
0	55.3	41.8	26.0	30.3	38.8	
1	19.3	20.3	19.1	15.2	18.7	
2	9.6	9.2	12.3	6.7	9.6	
3-4	5.7	7.6	9.4	17.4	9.5	
5+	10.1	21.1	33.2	30.3	23.3	
N of Valid	228	251	235	178	892	
N of Miss	62	38	2	7	109	

Table 248: How honest were you in filling out this survey?

Response	6	8	10	12	Total	
I was very honest	87.0	84.4	84.3	81.5	84.5	
I was honest pretty much of the time	11.3	12.4	12.3	12.4	12.1	
I was honest some of the time	1.3	2.4	2.1	2.8	2.1	
I was honest once in a while	0.4	0.8	1.3	3.4	1.3	
I was not honest at all	0.0	0.0	0.0	0.0	0.0	
N of Valid	231	250	236	178	895	
N of Miss	59	39	1	7	106	