

2008 APNA

Arkansas Prevention Needs Assessment Student Survey



Benton County Frequency Distribution Report

Office of Alcohol and Drug Abuse Prevention
Division of Behavioral Health Services
Arkansas Department of Human Services
March 2009

Contents

1 INTRODUCTION

12

2 PERCENTAGE TABLES

17

List of Tables

1	Sex	18
2	Age	18
3	Are you Hispanic or Latino?	18
4	What is your race? Black or African American	19
5	What is your race? Asian	19
6	What is your race? American Indian	19
7	What is your race? Alaska Native	19
8	What is your race? White	20
9	What is your race? Native Hawaiian or Other Pacific Islander	20
10	What is your race? Other	20
11	What is the highest level of schooling completed by your mother or father?	21
12	Think of where you live most of the time. Which of the following people live there with you? Mother	21
13	Think of where you live most of the time. Which of the following people live there with you? Stepmother	21
14	Think of where you live most of the time. Which of the following people live there with you? Foster Mother	22
15	Think of where you live most of the time. Which of the following people live there with you? Grandmother	22
16	Think of where you live most of the time. Which of the following people live there with you? Aunt	22
17	Think of where you live most of the time. Which of the following people live there with you? Father	22

18	Think of where you live most of the time. Which of the following people live there with you? Stepfather	23
19	Think of where you live most of the time. Which of the following people live there with you? Foster Father	23
20	Think of where you live most of the time. Which of the following people live there with you? Grandfather	23
21	Think of where you live most of the time. Which of the following people live there with you? Uncle	23
22	Think of where you live most of the time. Which of the following people live there with you? Other Adults	24
23	Think of where you live most of the time. Which of the following people live there with you? Brother(s)	24
24	Think of where you live most of the time. Which of the following people live there with you? Stepbrother(s)	24
25	Think of where you live most of the time. Which of the following people live there with you? Sister(s)	24
26	Think of where you live most of the time. Which of the following people live there with you? Stepsister(s)	25
27	Think of where you live most of the time. Which of the following people live there with you? Other Children	25
28	In my school, students have lots of chances to help decide things like class activities and rules.	25
29	Teachers ask me to work on special classroom projects.	26
30	My teacher(s) notices when I am doing a good job and lets me know about it.	26
31	There are lots of chances for students in my school to get involved in sports, clubs, and other school activities outside of class. . . .	26
32	There are lots of chances for students in my school to talk with a teacher one-on-one.	27

33	I feel safe at my school.	27
34	The school lets my parents know when I have done something well. . . .	27
35	My teachers praise me when I work hard in school.	28
36	Are your school grades better than the grades of most students in your class?	28
37	I have lots of chances to be part of class discussions or activities. . . .	28
38	Now thinking back over the past year in school, how often did you: enjoy being in school?	29
39	Now thinking back over the past year in school, how often did you: hate being in school?	29
40	Now thinking back over the past year in school, how often did you: try to do your best work in school?	29
41	How often do you feel that the school work you are assigned is meaningful and important?	30
42	Putting them all together, what were your grades like last year?	30
43	How important do you think the things you are learning in school are going to be for your later life?	30
44	How interesting are most of your courses to you?	31
45	During the LAST FOUR WEEKS how many whole days of school have you missed because you skipped or 'cut'?	31
46	Think of your four best friends (the friends you feel closest to). In the past year (12 months), how many of your best friends have: participated in clubs, organizations or activities at school?	31
47	Think of your four best friends (the friends you feel closest to). In the past year (12 months), how many of your best friends have: smoked cigarettes?	32

48	Think of your four best friends (the friends you feel closest to). In the past year (12 months), how many of your best friends have: tried beer, wine or hard liquor (for example, vodka, whiskey, or gin) when their parents didn't know about it?	32
49	Think of your four best friends (the friends you feel closest to). In the past year (12 months), how many of your best friends have: made a commitment to stay drug-free?	32
50	Think of your four best friends (the friends you feel closest to). In the past year (12 months), how many of your best friends have: used marijuana?	33
51	Think of your four best friends (the friends you feel closest to). In the past year (12 months), how many of your best friends have: tried to do well in school?	33
52	Think of your four best friends (the friends you feel closest to). In the past year (12 months), how many of your best friends have: used LSD, cocaine, amphetamines, or other illegal drugs?	33
53	Think of your four best friends (the friends you feel closest to). In the past year (12 months), how many of your best friends have: been suspended from school?	34
54	Think of your four best friends (the friends you feel closest to). In the past year (12 months), how many of your best friends have: liked school?	34
55	Think of your four best friends (the friends you feel closest to). In the past year (12 months), how many of your best friends have: carried a handgun?	34
56	Think of your four best friends (the friends you feel closest to). In the past year (12 months), how many of your best friends have: sold illegal drugs?	35
57	Think of your four best friends (the friends you feel closest to). In the past year (12 months), how many of your best friends have: regularly attended religious services?	35

58	Think of your four best friends (the friends you feel closest to). In the past year (12 months), how many of your best friends have: stolen or tried to steal a motor vehicle such as a car or motorcycle?	35
59	Think of your four best friends (the friends you feel closest to). In the past year (12 months), how many of your best friends have: been arrested?	36
60	Think of your four best friends (the friends you feel closest to). In the past year (12 months), how many of your best friends have: dropped out of school?	36
61	Think of your four best friends (the friends you feel closest to). In the past year (12 months), how many of your best friends have: been members of a gang?	36
62	What are the chances you would be seen as cool if you: smoked cigarettes?	37
63	What are the chances you would be seen as cool if you: worked hard at school?	37
64	What are the chances you would be seen as cool if you: began drinking alcoholic beverages regularly, that is, at least once or twice a month?	37
65	What are the chances you would be seen as cool if you: defended someone who was being verbally abused at school?	38
66	What are the chances you would be seen as cool if you: smoked marijuana?	38
67	What are the chances you would be seen as cool if you: carried a handgun?	38
68	What are the chances you would be seen as cool if you: regularly volunteered to do community service?	39
69	How old were you when you first: smoked marijuana?	39
70	How old were you when you first: smoked a cigarette, even just a puff?	40

71	How old were you when you first: had more than a sip or two of beer, wine or hard liquor (for example, vodka, whiskey, or gin)?	40
72	How old were you when you first: began drinking alcoholic beverages regularly, that is, at least once or twice a month?	41
73	How old were you when you first: used phenoxydine (pox, px, breeze)?	41
74	How old were you when you first: got suspended from school?	42
75	How old were you when you first: got arrested?	42
76	How old were you when you first: carried a handgun?	43
77	How old were you when you first: attacked someone with the idea of seriously hurting them?	43
78	How old were you when you first: belonged to a gang?	44
79	How wrong do you think it is for someone your age to: take a handgun to school?	44
80	How wrong do you think it is for someone your age to: steal anything worth more than \$5?	44
81	How wrong do you think it is for someone your age to: pick a fight with someone?	45
82	How wrong do you think it is for someone your age to: attack someone with the idea of seriously hurting them?	45
83	How wrong do you think it is for someone your age to: stay away from school all day when their parents think they are at school?	45
84	How wrong do you think it is for someone your age to: drink beer, wine or hard liquor (for example, vodka, whiskey, or gin) regularly?	46
85	How wrong do you think it is for someone your age to: smoke cigarettes?	46

86	How wrong do you think it is for someone your age to: smoke marijuana?	46
87	How wrong do you think it is for someone your age to: use LSD, cocaine, amphetamines or another illegal drug?	47
88	At school during the past 12 months, did you receive help from the resource teacher, speech therapist or other special education teacher?	47
89	How many times have you done the following things? done what feels good no matter what.	47
90	How many times have you done the following things? done something dangerous because someone dared you to do it.	48
91	How many times have you done the following things? done crazy things even if they are a little dangerous.	48
92	How many times in the past year (12 months) have you: been suspended from school?	49
93	How many times in the past year (12 months) have you: carried a handgun?	49
94	How many times in the past year (12 months) have you: sold illegal drugs?	50
95	How many times in the past year (12 months) have you: stolen or tried to steal a motor vehicle such as a car or motorcycle?	50
96	How many times in the past year (12 months) have you: participated in clubs, organizations or activities at school?	51
97	How many times in the past year (12 months) have you: been arrested?	51
98	How many times in the past year (12 months) have you: done extra work on your own for school?	52
99	How many times in the past year (12 months) have you: attacked someone with the idea of seriously hurting them?	52

100	How many times in the past year (12 months) have you: been drunk or high at school?	53
101	How many times in the past year (12 months) have you: volunteered to do community service?	53
102	How many times in the past year (12 months) have you: taken a handgun to school?	54
103	Are you currently on probation, or assigned a probation officer with Juvenile Court?	54
104	Have you ever belonged to a gang?	54
105	If you have ever belonged to a gang, did that gang have a name?	55
106	You're looking at CD's in a music store with a friend. You look up and see her slip a CD under her coat. She smiles and says 'Which one do you want? Go ahead, take it while nobody's around.' There is nobody in sight, no employees and no other customers. What would you do now?	55
107	You are visiting another part of town, and you don't know any of the people your age there. You are walking down the street, and some teenager you don't know is walking toward you. He is about your size, and as he is about to pass you, he deliberately bumps into you and you almost lose your balance. What would you say or do?	55
108	You are at a party at someone's house, and one of your friends offers you a drink containing alcohol. What would you say or do?	56
109	It's 8:00 on a weeknight and you are about to go over to a friend's home when your mother asks you where you are going. You say 'Oh, just going to go hang out with some friends.' She says, 'No, you'll just get into trouble if you go out. Stay home tonight.' What would you do now?	56
110	How often do you attend religious services or activities?	56
111	I do the opposite of what people tell me, just to get them mad.	57
112	I like to see how much I can get away with.	57

113	I ignore rules that get in my way.	57
114	I think sometimes it's okay to cheat at school.	58
115	It is important to think before you act.	58
116	Sometimes I think that life is not worth it.	58
117	At times I think I am no good at all.	59
118	All in all, I am inclined to think that I am a failure.	59
119	In the past year, have you felt depressed or sad MOST days, even if you felt okay sometimes?	59
120	It is all right to beat up people if they start the fight.	60
121	I think it is okay to take something without asking if you can get away with it.	60
122	Sometimes we don't know what we will do as adults, but we may have an idea. Please answer how true these statements may be for you. WHEN I AM AN ADULT I WILL: smoke cigarettes.	60
123	Sometimes we don't know what we will do as adults, but we may have an idea. Please answer how true these statements may be for you. WHEN I AM AN ADULT I WILL: drink beer, wine, or liquor.	61
124	Sometimes we don't know what we will do as adults, but we may have an idea. Please answer how true these statements may be for you. WHEN I AM AN ADULT I WILL: smoke marijuana.	61
125	Sometimes we don't know what we will do as adults, but we may have an idea. Please answer how true these statements may be for you. WHEN I AM AN ADULT I WILL: use LSD, cocaine, amphetamines or another illegal drug.	61
126	How much do you think people risk harming themselves (physically or in other ways) if they: smoked one or more packs of cigarettes per day?	62

127	How much do you think people risk harming themselves (physically or in other ways) if they: try marijuana once or twice?	62
128	How much do you think people risk harming themselves (physically or in other ways) if they: smoke marijuana regularly?	62
129	How much do you think people risk harming themselves (physically or in other ways) if they: take one or two drinks of an alcoholic beverage (beer, wine, liquor) nearly every day?	63
130	How much do you think people risk harming themselves (physically or in other ways) if they: have five or more drinks once or twice each weekend?	63
131	On how many occasions have you had alcoholic beverages (beer, wine or hard liquor) to drink in your lifetime - more than just a few sips?	63
132	On how many occasions have you had beer, wine or hard liquor to drink during the past 30 days?	64
133	On how many occasions have you used marijuana (grass, pot) or hashish (hash, hash oil) in your lifetime?	64
134	On how many occasions have you used marijuana (grass, pot) or hashish (hash, hash oil) during the past 30 days?	65
135	On how many occasions have you used LSD or other psychedelics in your lifetime?	65
136	On how many occasions have you used LSD or other psychedelics during the past 30 days?	66
137	On how many occasions have you used cocaine or crack in your lifetime?	66
138	On how many occasions have you used cocaine or crack during the past 30 days?	67
139	On how many occasions have you sniffed glue, breathed the contents of an aerosol spray can, or inhaled other gases or sprays, in order to get high in your lifetime?	67

140	On how many occasions have you sniffed glue, breathed the contents of an aerosol spray can, or inhaled other gases or sprays, in order to get high during the past 30 days?	68
141	On how many occasions have you used phenoxydine (pox, px, breeze) in your lifetime?	68
142	On how many occasions have you used phenoxydine (pox, px, breeze) during the past 30 days?	69
143	On how many occasions have you used sedatives (tranquilizers, such as Valium or Xanax, barbiturates, or sleeping pills) without a doctor telling you to take them, in your lifetime?	69
144	On how many occasions have you used sedatives (tranquilizers, such as Valium or Xanax, barbiturates, or sleeping pills) without a doctor telling you to take them, during the past 30 days?	70
145	On how many occasions have you used Methamphetamines (meth, speed, crank, crystal meth) in your lifetime?	70
146	On how many occasions have you used Methamphetamines (meth, speed, crank, crystal meth) in the past 30 days?	71
147	On how many occasions have you used stimulants, other than Methamphetamines (such as amphetamines, Ritalin or Dexedrine) without a doctor telling you to take them, in your lifetime?	71
148	On how many occasions have you used stimulants, other than Methamphetamines (such as amphetamines, Ritalin or Dexedrine) without a doctor telling you to take them, during the past 30 days?	72
149	On how many occasions have you used heroin or other opiates in your lifetime?	72
150	On how many occasions have you used heroin or other opiates during the past 30 days?	73
151	On how many occasions have you used MDMA ('X', 'E', or ecstasy) in your lifetime?	73

152	On how many occasions have you used MDMA ('X', 'E', or ecstasy) during the past 30 days?	74
153	On how many occasions have you taken prescription drugs (such as Valium, Xanax, Ritalin, Adderall, OxyContin, Darvocet, or sleeping pills) on your own-that is, without a doctor telling you to take them in your lifetime?	74
154	On how many occasions have you taken prescription drugs (such as Valium, Xanax, Ritalin, Adderall, OxyContin, Darvocet, or sleeping pills) on your own-that is, without a doctor telling you to take them during the past 30 days?	75
155	On how many occasions have you taken non-prescription medicines such as diet pills (for example, Dietac, Dexatrim or Prolamine), stay-awake pills (for example No-Doz, Vivarin, or Wake), or cough or cold medicines (robos, DXM, etc.) to get high in your lifetime?	75
156	On how many occasions have you taken non-prescription medicines such as diet pills (for example, Dietac, Dexatrim or Prolamine), stay-awake pills (for example No-Doz, Vivarin, or Wake), or cough or cold medicines (robos, DXM, etc.) to get high during the past 30 days?	76
157	On how many occasions have you been drunk or very high from drinking alcoholic beverages during the past 30 days?	76
158	Think back over the last two weeks. How many times have you had five or more alcoholic drinks in a row?	77
159	Have you ever used smokeless tobacco (chew, snuff, plug, dipping tobacco, or chewing tobacco)?	77
160	How often have you taken smokeless tobacco during the past 30 days?	77
161	Have you ever smoked cigarettes?	78
162	How frequently have you smoked cigarettes during the past 30 days?	78

163	During the last month, about how many marijuana cigarettes, or the equivalent, did you smoke a day, on the average?	79
164	If you drank alcohol (not just a sip or taste) in the past year, how did you usually get it?	79
165	If you drank alcohol (not just a sip or taste) in the past year, where did you usually drink it?	80
166	If you smoked cigarettes (not just a puff or drag) in the past year, how did you usually get them?	81
167	If you smoked cigarettes (not just a puff or drag) in the past year, where did you usually smoke them?	82
168	During the past 30 days, how many times did you ride in a car or other vehicle driven by someone who had been drinking alcohol?	82
169	During the past 30 days, how many times did you drive a car or other vehicle when you had been drinking alcohol?	83
170	How wrong would most adults (over 21) in your neighborhood think it is for kids your age: to use marijuana?	83
171	How wrong would most adults (over 21) in your neighborhood think it is for kids your age: to drink alcohol?	83
172	How wrong would most adults (over 21) in your neighborhood think it is for kids your age: to smoke cigarettes?	84
173	How much do each of the following statements describe your neighborhood? crime and/or drug selling	84
174	How much do each of the following statements describe your neighborhood? fights	84
175	How much do each of the following statements describe your neighborhood? lots of empty or abandoned buildings	85
176	How much do each of the following statements describe your neighborhood? lots of graffiti	85
177	If I had to move, I would miss the neighborhood I now live in.	85

178	My neighbors notice when I am doing a good job and let me know about it.	86
179	I like my neighborhood.	86
180	There are lots of adults in my neighborhood I could talk to about something important.	86
181	I'd like to get out of my neighborhood.	87
182	There are people in my neighborhood who are proud of me when I do something well.	87
183	There are people in my neighborhood who encourage me to do my best.	87
184	I feel safe in my neighborhood.	88
185	Which of the following activities for people your age are available in your community? sports teams?	88
186	Which of the following activities for people your age are available in your community? scouting?	88
187	Which of the following activities for people your age are available in your community? boys and girls clubs?	89
188	Which of the following activities for people your age are available in your community? 4-H clubs?	89
189	Which of the following activities for people your age are available in your community? service clubs?	89
190	If a kid smoked marijuana in your neighborhood would he or she be caught by the police?	90
191	If a kid drank some beer, wine or hard liquor (for example, vodka, whiskey, or gin) in your neighborhood would he or she be caught by the police?	90
192	If a kid carried a handgun in your neighborhood would he or she be caught by the police?	90

193	If you wanted to get some cigarettes, how easy would it be for you to get some?	91
194	If you wanted to get some beer, wine or hard liquor (for example, vodka, whiskey, or gin), how easy would it be for you to get some?	91
195	If you wanted to get a drug like cocaine, LSD, or amphetamines, how easy would it be for you to get some?	91
196	If you wanted to get a handgun, how easy would it be for you to get one?	92
197	If you wanted to get some marijuana, how easy would it be for you to get some?	92
198	During the past 12 months, have you participated in any alcohol prevention programs or seen any alcohol prevention messages in your school or community? Yes, a school-based program focused on preventing underage drinking and/or drinking and driving.	92
199	During the past 12 months, have you participated in any alcohol prevention programs or seen any alcohol prevention messages in your school or community? Yes, a community-based program focused on preventing underage drinking and/or drinking and driving (for example, through your church or temple or through youth groups like Boys and Girls Club or 4-H).	93
200	During the past 12 months, have you participated in any alcohol prevention programs or seen any alcohol prevention messages in your school or community? Yes, a media campaign addressing underage drinking and/or drinking and driving (for example, newspaper ads, posters, pamphlets, radio, TV).	93
201	During the past 12 months, have you participated in any alcohol prevention programs or seen any alcohol prevention messages in your school or community? No	93
202	How wrong do your parents feel it would be for YOU to: drink beer, wine or hard liquor (for example, vodka, whiskey or gin) regularly?	94
203	How wrong do your parents feel it would be for YOU to: smoke cigarettes?	94

204	How wrong do your parents feel it would be for YOU to: smoke marijuana?	94
205	How wrong do your parents feel it would be for YOU to: steal something worth more than \$5?	95
206	How wrong do your parents feel it would be for YOU to: draw graffiti, write things, or draw pictures on buildings or other property (without the owner's permission)?	95
207	How wrong do your parents feel it would be for YOU to: pick a fight with someone?	95
208	During the past 12 months, have you talked with at least one of your parents about the dangers of underage drinking and/or drinking and driving? By parents, we mean either your biological parents, adoptive parents, stepparents, or adult guardians - whether or not they live with you.	96
209	Have any of your brothers or sisters ever: drunk beer, wine or hard liquor (for example, vodka, whiskey or gin)?	96
210	Have any of your brothers or sisters ever: smoked marijuana?	96
211	Have any of your brothers or sisters ever: smoked cigarettes?	97
212	Have any of your brothers or sisters ever: taken a handgun to school?	97
213	Have any of your brothers or sisters ever: been suspended or expelled from school?	97
214	The rules in my family are clear.	98
215	People in my family often insult or yell at each other.	98
216	When I am not at home, one of my parents knows where I am and who I am with.	98
217	We argue about the same things in my family over and over.	99

218	If you drank some beer or wine or liquor (for example, vodka, whiskey, or gin) without your parents' permission, would you be caught by your parents?	99
219	My family has clear rules about alcohol and drug use.	99
220	If you carried a handgun without your parents' permission, would you be caught by your parents?	100
221	If you skipped school would you be caught by your parents?	100
222	Do you feel very close to your mother?	100
223	Do you share your thoughts and feelings with your mother?	101
224	My parents ask me what I think before most family decisions affecting me are made.	101
225	Do you share your thoughts and feelings with your father?	101
226	Do you enjoy spending time with your mother?	102
227	Do you enjoy spending time with your father?	102
228	If I had a personal problem, I could ask my mom or dad for help.	102
229	Do you feel very close to your father?	103
230	My parents give me lots of chances to do fun things with them.	103
231	My parents ask if I've gotten my homework done.	103
232	People in my family have serious arguments.	104
233	Would your parents know if you did not come home on time?	104
234	It is important to be honest with your parents, even if they become upset or you get punished.	104
235	My parents notice when I am doing a good job and let me know about it.	105

236	How often do your parents tell you they're proud of you for something you've done?	105
237	How many brothers and sisters, including stepbrothers and step-sisters, do you have that are younger than you?	105
238	How many brothers and sisters, including stepbrothers and step-sisters, do you have that are older than you?	106
239	Have you changed homes in the past year (the last 12 months)?	106
240	How many times have you changed homes since kindergarten? .	106
241	Have you changed schools (including changing from elementary to middle and middle to high school) in the past year?	107
242	How many times have you changed schools since kindergarten (including changing from elementary to middle and middle to high school)?	107
243	Has anyone in your family ever had severe alcohol or drug problems?	107
244	About how many adults (over 21) have you known personally who in the past year have: used marijuana, crack, cocaine, or other drugs?	108
245	About how many adults (over 21) have you known personally who in the past year have: sold or dealt drugs?	108
246	About how many adults (over 21) have you known personally who in the past year have: done other things that could get them in trouble with the police, like stealing, selling stolen goods, mugging or assaulting others, etc.?	108
247	About how many adults (over 21) have you known personally who in the past year have: gotten drunk or high?	109
248	How honest were you in filling out this survey?	109

List of Figures

1	Grade Chart	13
2	Gender Chart	14
3	Age Chart	15
4	Ethnic Origin Chart	16

1 INTRODUCTION

This report was generated from data collected on the *2008 Arkansas Prevention Needs Assessment Student Survey*. This report contains basic frequency tables of all data collected and graphs on the selected demographic variables of grade, gender, age and ethnic origin. The graph on ethnic origin is represented as a bar chart rather than as a pie chart. This is because students were allowed to mark more than one response for ethnic origin as opposed to being allowed to mark only one response. The bars represent the percent of students who marked each of the ethnic categories.

Questions regarding the information found in this report can be directed to:

Pride Surveys

160 Vanderbilt Court
Bowling Green, KY 42103
1-800-279-6361
www.pridesurveys.com

Grade Chart

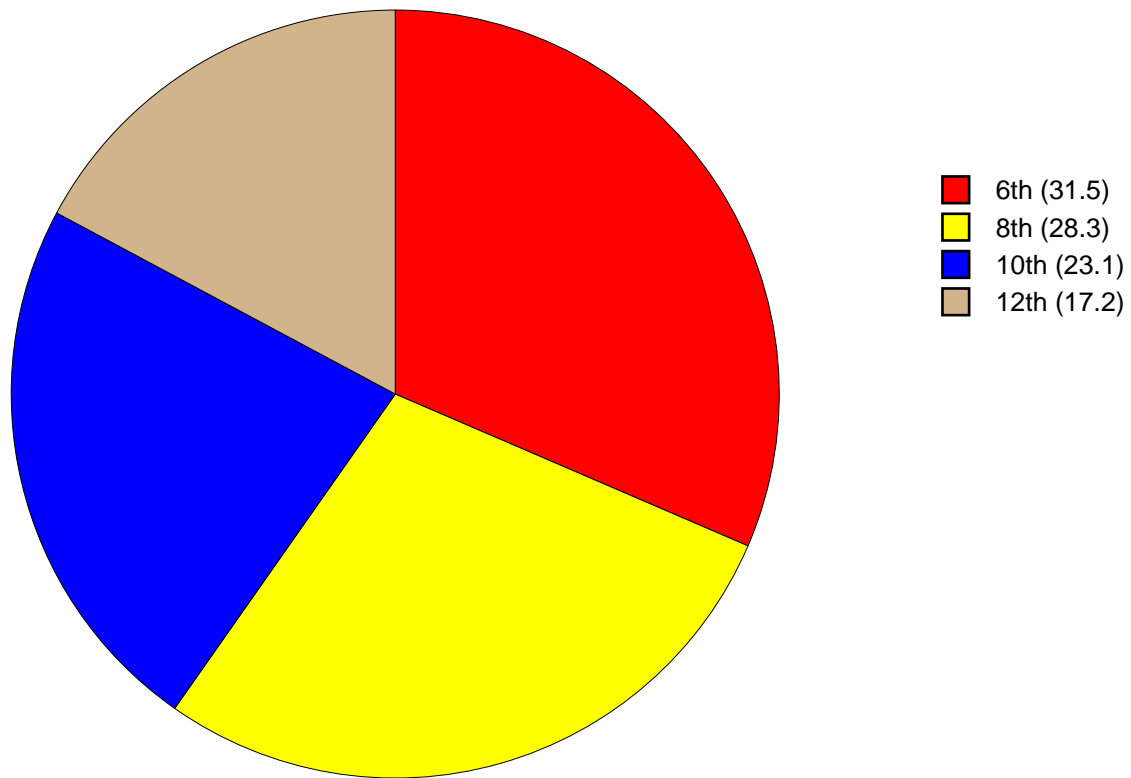


Figure 1: Grade Chart

Gender Chart

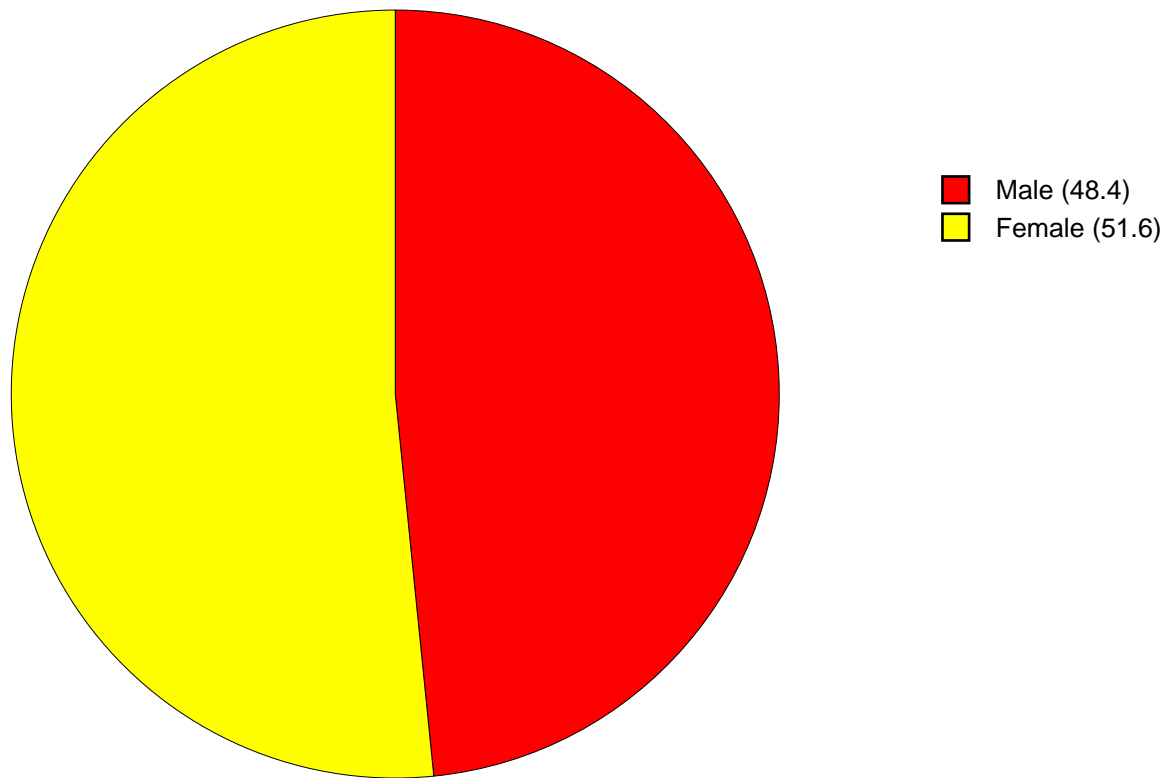


Figure 2: Gender Chart

Age Chart

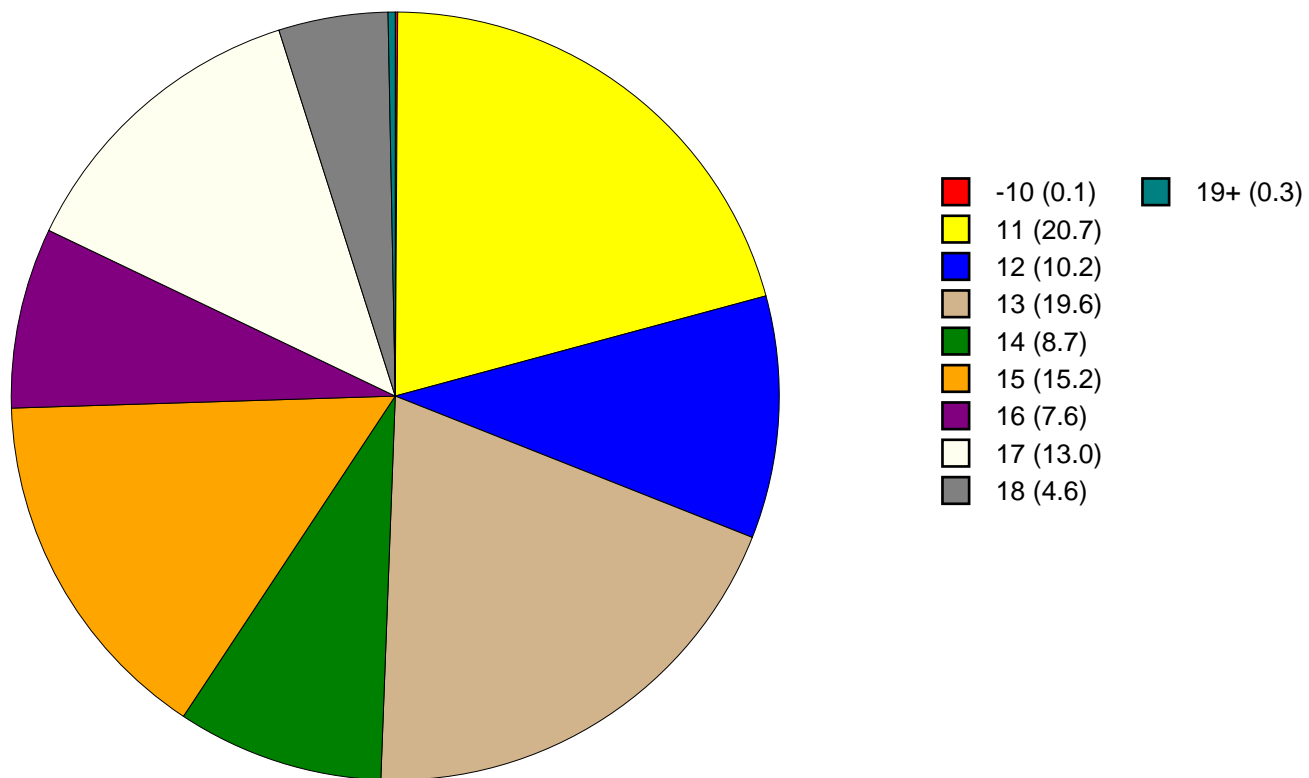


Figure 3: Age Chart

Ethnic Origin Chart

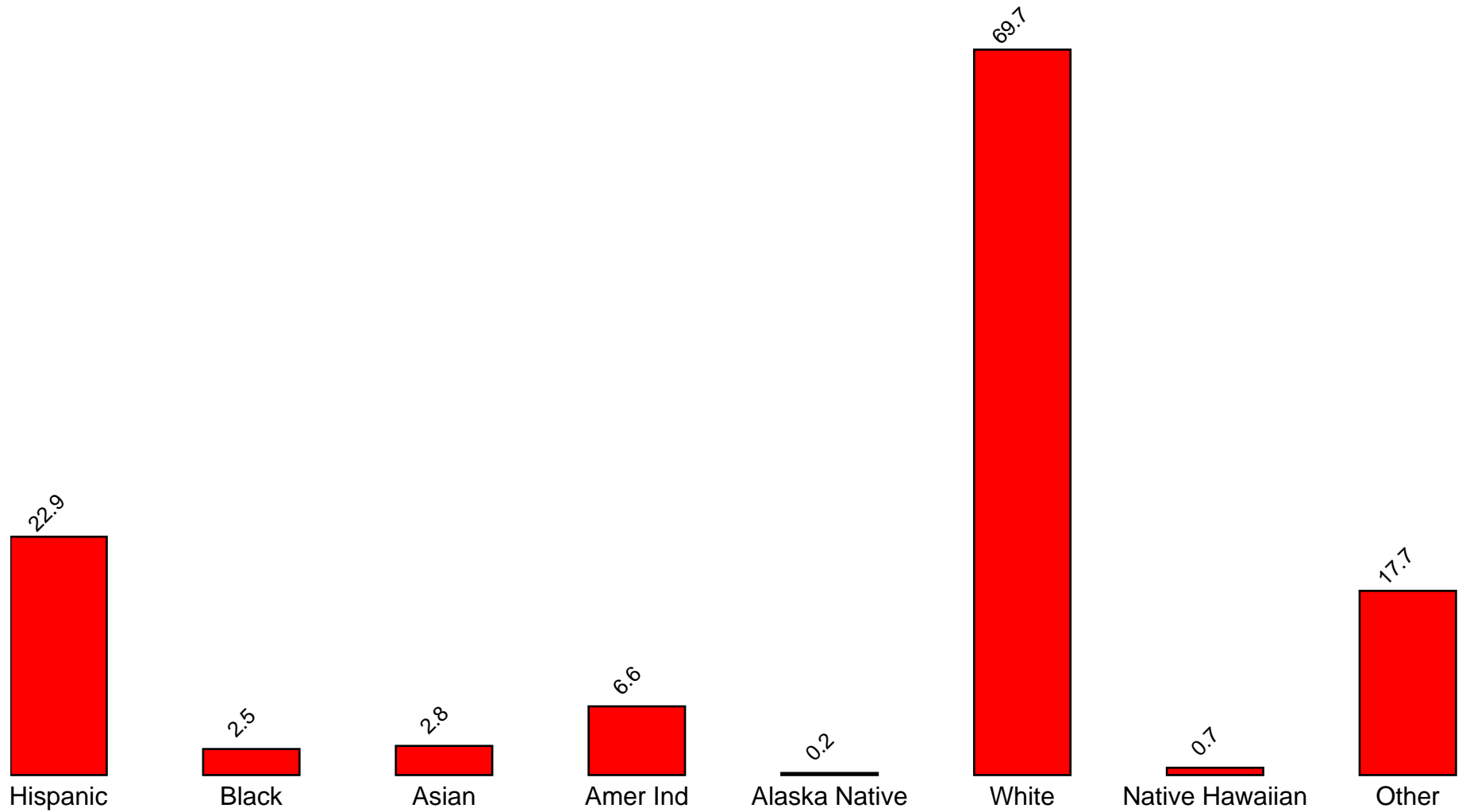


Figure 4: Ethnic Origin Chart

2 PERCENTAGE TABLES

The following tables contain frequency distribution detailing how your students responded to each question on the survey. The tables appear in the same order as the questions on the survey. The tables include breakdowns by grade level as well as overall percentages. The *N of Valid* row is a frequency count of the number of valid responses to each question for each grade and overall. The *N of Miss* row is a frequency count of the number of invalid (marked more than one response) or missing (i.e. did not respond) responses to each question for each grade and overall.

For the questions that allowed more than one response (i.e. race, live with, etc.) each response becomes a separate table. If a student did not mark the response, that was counted as a NO response, and if they did mark the response, that was counted as a YES response. Since a non response is a valid response for these questions, the *N of Miss* will always be zero for these questions.

Table 1: Sex

Response	6	8	10	12	Total	
Male	47.4	52.5	48.3	43.5	48.4	
Female	52.6	47.5	51.7	56.5	51.6	
N of Valid	2369	2130	1733	1301	7533	
N of Miss	32	28	26	8	94	

Table 2: Age

Response	6	8	10	12	Total	
10 or younger	0.5	0.0	0.0	0.0	0.1	
11	65.8	0.0	0.0	0.0	20.7	
12	31.6	0.7	0.0	0.0	10.2	
13	2.1	66.9	0.0	0.0	19.6	
14	0.0	30.1	0.9	0.0	8.7	
15	0.0	2.2	63.0	0.0	15.2	
16	0.0	0.0	31.9	1.1	7.6	
17	0.0	0.0	4.0	70.5	13.0	
18	0.0	0.0	0.2	26.5	4.6	
19 or older	0.0	0.0	0.0	2.0	0.3	
N of Valid	2392	2145	1754	1304	7595	
N of Miss	9	13	5	5	32	

Table 3: Are you Hispanic or Latino?

Response	6	8	10	12	Total	
No	76.8	75.6	76.3	80.9	77.1	
Yes	23.2	24.4	23.7	19.1	22.9	
N of Valid	2262	2098	1721	1289	7370	
N of Miss	139	60	38	20	257	

Table 4: What is your race? Black or African American



Response	6	8	10	12	Total	
No	97.0	97.3	97.7	98.3	97.5	
Yes	3.0	2.7	2.3	1.7	2.5	
N of Valid	2401	2158	1759	1309	7627	
N of Miss	0	0	0	0	0	

Table 5: What is your race? Asian



Response	6	8	10	12	Total	
No	97.5	97.4	97.0	96.6	97.2	
Yes	2.5	2.6	3.0	3.4	2.8	
N of Valid	2401	2158	1759	1309	7627	
N of Miss	0	0	0	0	0	

Table 6: What is your race? American Indian



Response	6	8	10	12	Total	
No	91.8	93.2	94.8	95.0	93.4	
Yes	8.2	6.8	5.2	5.0	6.6	
N of Valid	2401	2158	1759	1309	7627	
N of Miss	0	0	0	0	0	

Table 7: What is your race? Alaska Native



Response	6	8	10	12	Total	
No	99.8	99.9	99.7	99.7	99.8	
Yes	0.2	0.1	0.3	0.3	0.2	
N of Valid	2401	2158	1759	1309	7627	
N of Miss	0	0	0	0	0	

Table 8: What is your race? White



Response	6	8	10	12	Total	
No	31.6	30.9	31.1	26.1	30.3	
Yes	68.4	69.1	68.9	73.9	69.7	
N of Valid	2401	2158	1759	1309	7627	
N of Miss	0	0	0	0	0	

Table 9: What is your race? Native Hawaiian or Other Pacific Islander



Response	6	8	10	12	Total	
No	99.3	99.4	99.4	98.9	99.3	
Yes	0.7	0.6	0.6	1.1	0.7	
N of Valid	2401	2158	1759	1309	7627	
N of Miss	0	0	0	0	0	

Table 10: What is your race? Other



Response	6	8	10	12	Total	
No	81.5	80.8	81.8	86.9	82.3	
Yes	18.5	19.2	18.2	13.1	17.7	
N of Valid	2401	2158	1759	1309	7627	
N of Miss	0	0	0	0	0	

Table 11: What is the highest level of schooling completed by your mother or father?


Response	6	8	10	12	Total	
Completed grade school or less	3.9	2.9	4.4	4.2	3.8	
Some high school	3.9	6.7	10.3	10.6	7.4	
Completed high school	12.3	16.6	16.8	20.4	15.9	
Some college	11.3	13.0	13.5	16.0	13.1	
Completed college	24.5	25.3	25.4	27.3	25.4	
Graduate or professional school after college	10.4	10.1	10.4	11.4	10.5	
Don't know	32.6	24.0	17.0	7.9	22.2	
Does not apply	1.2	1.4	2.2	2.2	1.7	
N of Valid	2309	2116	1731	1297	7453	
N of Miss	92	42	28	12	174	

Table 12: Think of where you live most of the time. Which of the following people live there with you? Mother


Response	6	8	10	12	Total	
No	9.0	8.9	11.8	12.6	10.3	
Yes	91.0	91.1	88.2	87.4	89.7	
N of Valid	2401	2158	1759	1309	7627	
N of Miss	0	0	0	0	0	

Table 13: Think of where you live most of the time. Which of the following people live there with you? Stepmother


Response	6	8	10	12	Total	
No	96.4	94.9	94.7	94.3	95.2	
Yes	3.6	5.1	5.3	5.7	4.8	
N of Valid	2401	2158	1759	1309	7627	
N of Miss	0	0	0	0	0	

Table 14: Think of where you live most of the time. Which of the following people live there with you? Foster Mother



Response	6	8	10	12	Total	
No	99.5	99.8	99.7	99.8	99.7	
Yes	0.5	0.2	0.3	0.2	0.3	
N of Valid	2401	2158	1759	1309	7627	
N of Miss	0	0	0	0	0	

Table 15: Think of where you live most of the time. Which of the following people live there with you? Grandmother



Response	6	8	10	12	Total	
No	91.3	93.8	93.8	95.5	93.3	
Yes	8.7	6.2	6.2	4.5	6.7	
N of Valid	2401	2158	1759	1309	7627	
N of Miss	0	0	0	0	0	

Table 16: Think of where you live most of the time. Which of the following people live there with you? Aunt



Response	6	8	10	12	Total	
No	96.3	96.7	96.9	98.2	96.9	
Yes	3.7	3.3	3.1	1.8	3.1	
N of Valid	2401	2158	1759	1309	7627	
N of Miss	0	0	0	0	0	

Table 17: Think of where you live most of the time. Which of the following people live there with you? Father



Response	6	8	10	12	Total	
No	32.2	32.2	34.1	33.8	32.9	
Yes	67.8	67.8	65.9	66.2	67.1	
N of Valid	2401	2158	1759	1309	7627	
N of Miss	0	0	0	0	0	

Table 18: Think of where you live most of the time. Which of the following people live there with you? Stepfather



Response	6	8	10	12	Total	
No	88.3	85.2	86.3	86.8	86.7	
Yes	11.7	14.8	13.7	13.2	13.3	
N of Valid	2401	2158	1759	1309	7627	
N of Miss	0	0	0	0	0	

Table 19: Think of where you live most of the time. Which of the following people live there with you? Foster Father



Response	6	8	10	12	Total	
No	99.7	99.8	99.9	99.8	99.8	
Yes	0.3	0.2	0.1	0.2	0.2	
N of Valid	2401	2158	1759	1309	7627	
N of Miss	0	0	0	0	0	

Table 20: Think of where you live most of the time. Which of the following people live there with you? Grandfather



Response	6	8	10	12	Total	
No	94.8	96.1	96.4	97.7	96.0	
Yes	5.2	3.9	3.6	2.3	4.0	
N of Valid	2401	2158	1759	1309	7627	
N of Miss	0	0	0	0	0	

Table 21: Think of where you live most of the time. Which of the following people live there with you? Uncle



Response	6	8	10	12	Total	
No	96.0	96.2	95.8	97.5	96.3	
Yes	4.0	3.8	4.2	2.5	3.7	
N of Valid	2401	2158	1759	1309	7627	
N of Miss	0	0	0	0	0	

Table 22: Think of where you live most of the time. Which of the following people live there with you? Other Adults



Response	6	8	10	12	Total	
No	97.8	97.4	97.0	96.6	97.3	
Yes	2.2	2.6	3.0	3.4	2.7	
N of Valid	2401	2158	1759	1309	7627	
N of Miss	0	0	0	0	0	

Table 23: Think of where you live most of the time. Which of the following people live there with you? Brother(s)



Response	6	8	10	12	Total	
No	49.5	48.7	50.9	56.8	50.8	
Yes	50.5	51.3	49.1	43.2	49.2	
N of Valid	2401	2158	1759	1309	7627	
N of Miss	0	0	0	0	0	

Table 24: Think of where you live most of the time. Which of the following people live there with you? Stepbrother(s)



Response	6	8	10	12	Total	
No	96.1	95.3	95.7	96.7	95.9	
Yes	3.9	4.7	4.3	3.3	4.1	
N of Valid	2401	2158	1759	1309	7627	
N of Miss	0	0	0	0	0	

Table 25: Think of where you live most of the time. Which of the following people live there with you? Sister(s)



Response	6	8	10	12	Total	
No	51.9	51.3	52.8	58.4	53.0	
Yes	48.1	48.7	47.2	41.6	47.0	
N of Valid	2401	2158	1759	1309	7627	
N of Miss	0	0	0	0	0	

Table 26: Think of where you live most of the time. Which of the following people live there with you? Stepsister(s)



Response	6	8	10	12	Total	
No	96.3	94.5	96.4	97.0	95.9	
Yes	3.7	5.5	3.6	3.0	4.1	
N of Valid	2401	2158	1759	1309	7627	
N of Miss	0	0	0	0	0	

Table 27: Think of where you live most of the time. Which of the following people live there with you? Other Children



Response	6	8	10	12	Total	
No	96.4	96.3	95.1	94.3	95.7	
Yes	3.6	3.7	4.9	5.7	4.3	
N of Valid	2401	2158	1759	1309	7627	
N of Miss	0	0	0	0	0	

Table 28: In my school, students have lots of chances to help decide things like class activities and rules.





Response	6	8	10	12	Total	
NO!	11.4	10.2	14.6	16.4	12.6	
no	37.9	36.8	33.4	35.5	36.1	
yes	43.9	44.7	42.6	38.3	42.9	
YES!	6.8	8.3	9.4	9.8	8.3	
N of Valid	2359	2150	1752	1302	7563	
N of Miss	42	8	7	7	64	

Table 29: Teachers ask me to work on special classroom projects.





Response	6	8	10	12	Total	
NO!	9.7	10.1	11.1	10.2	10.2	
no	40.1	40.4	45.7	42.8	42.0	
yes	40.3	41.4	38.3	40.8	40.2	
YES!	9.8	8.1	4.9	6.1	7.6	
N of Valid	2356	2140	1753	1301	7550	
N of Miss	45	18	6	8	77	

Table 30: My teacher(s) notices when I am doing a good job and lets me know about it.





Response	6	8	10	12	Total	
NO!	3.8	5.9	9.5	6.7	6.2	
no	14.6	18.1	25.7	22.0	19.4	
yes	50.4	52.4	51.2	56.5	52.2	
YES!	31.2	23.6	13.6	14.7	22.2	
N of Valid	2369	2142	1747	1295	7553	
N of Miss	32	16	12	14	74	

Table 31: There are lots of chances for students in my school to get involved in sports, clubs, and other school activities outside of class.





Response	6	8	10	12	Total	
NO!	5.7	1.5	2.3	2.2	3.2	
no	17.5	5.2	5.9	4.8	9.1	
yes	39.7	36.9	38.5	35.3	37.9	
YES!	37.1	56.4	53.2	57.7	49.8	
N of Valid	2375	2145	1754	1299	7573	
N of Miss	26	13	5	10	54	

Table 32: There are lots of chances for students in my school to talk with a teacher one-on-one.





Response	6	8	10	12	Total	
NO!	2.8	3.1	6.6	4.2	4.0	
no	17.3	17.1	19.5	16.5	17.6	
yes	47.1	50.5	52.0	52.7	50.2	
YES!	32.8	29.3	21.9	26.6	28.2	
N of Valid	2362	2140	1751	1300	7553	
N of Miss	39	18	8	9	74	

Table 33: I feel safe at my school.





Response	6	8	10	12	Total	
NO!	3.0	3.9	9.7	5.2	5.2	
no	8.2	11.3	13.3	9.4	10.5	
yes	37.7	52.7	56.8	57.5	49.8	
YES!	51.1	32.1	20.2	27.9	34.6	
N of Valid	2370	2142	1742	1300	7554	
N of Miss	31	16	17	9	73	

Table 34: The school lets my parents know when I have done something well.





Response	6	8	10	12	Total	
NO!	9.9	15.1	23.0	24.1	16.8	
no	28.4	41.3	45.5	46.9	39.2	
yes	40.5	32.0	25.9	24.0	31.9	
YES!	21.3	11.6	5.7	4.9	12.1	
N of Valid	2363	2139	1748	1294	7544	
N of Miss	38	19	11	15	83	

Table 35: My teachers praise me when I work hard in school.





Response	6	8	10	12	Total	
NO!	10.9	11.2	17.3	12.2	12.7	
no	28.5	34.2	40.1	37.9	34.4	
yes	44.4	44.7	37.0	44.0	42.7	
YES!	16.2	9.9	5.6	5.9	10.2	
N of Valid	2332	2132	1741	1299	7504	
N of Miss	69	26	18	10	123	

Table 36: Are your school grades better than the grades of most students in your class?





Response	6	8	10	12	Total	
NO!	7.1	8.8	8.3	4.1	7.3	
no	29.7	31.5	31.4	26.7	30.1	
yes	46.6	42.3	46.3	51.3	46.1	
YES!	16.5	17.4	14.0	18.0	16.4	
N of Valid	2322	2136	1731	1297	7486	
N of Miss	79	22	28	12	141	

Table 37: I have lots of chances to be part of class discussions or activities.





Response	6	8	10	12	Total	
NO!	3.6	2.5	3.7	2.0	3.0	
no	15.3	15.0	17.3	11.5	15.0	
yes	49.5	56.0	59.4	63.9	56.1	
YES!	31.6	26.5	19.6	22.6	25.8	
N of Valid	2356	2119	1744	1295	7514	
N of Miss	45	39	15	14	113	

Table 38: Now thinking back over the past year in school, how often did you: enjoy being in school?






Response	6	8	10	12	Total	
Never	4.6	6.7	7.4	6.9	6.3	
Seldom	7.2	8.8	11.5	13.0	9.7	
Sometimes	34.1	37.6	41.9	41.3	38.1	
Often	28.5	29.0	27.3	28.9	28.4	
Almost always	25.6	17.9	11.9	9.9	17.5	
N of Valid	2362	2139	1751	1299	7551	
N of Miss	39	19	8	10	76	

Table 39: Now thinking back over the past year in school, how often did you: hate being in school?






Response	6	8	10	12	Total	
Never	20.6	10.2	6.6	5.7	11.9	
Seldom	29.7	31.6	26.6	26.1	28.9	
Sometimes	31.0	35.0	40.0	39.7	35.7	
Often	11.8	14.3	17.3	20.5	15.3	
Almost always	6.8	8.8	9.6	8.0	8.2	
N of Valid	2345	2133	1747	1293	7518	
N of Miss	56	25	12	16	109	

Table 40: Now thinking back over the past year in school, how often did you: try to do your best work in school?






Response	6	8	10	12	Total	
Never	0.4	0.4	1.3	0.9	0.7	
Seldom	1.0	2.1	4.5	4.1	2.6	
Sometimes	5.5	12.3	20.1	19.0	13.1	
Often	19.7	32.0	35.3	39.1	30.2	
Almost always	73.5	53.2	38.9	36.9	53.4	
N of Valid	2344	2135	1745	1293	7517	
N of Miss	57	23	14	16	110	

Table 41: How often do you feel that the school work you are assigned is meaningful and important?

Response	6	8	10	12	Total	
Never	3.6	5.4	8.9	6.8	5.9	
Seldom	8.2	15.7	22.9	24.7	16.6	
Sometimes	24.8	31.5	36.6	41.7	32.3	
Often	33.1	32.3	23.6	20.9	28.6	
Almost always	30.3	15.1	8.0	5.9	16.7	
N of Valid	2366	2133	1747	1297	7543	
N of Miss	35	25	12	12	84	

Table 42: Putting them all together, what were your grades like last year?

Response	6	8	10	12	Total	
Mostly F's	1.0	1.6	1.5	0.4	1.2	
Mostly D's	2.1	3.9	5.1	2.4	3.4	
Mostly C's	10.8	18.5	24.5	21.2	18.0	
Mostly B's	36.7	37.4	38.6	42.9	38.4	
Mostly A's	49.5	38.6	30.4	33.1	39.1	
N of Valid	2270	2090	1719	1285	7364	
N of Miss	131	68	40	24	263	

Table 43: How important do you think the things you are learning in school are going to be for your later life?

Response	6	8	10	12	Total	
Very important	51.7	33.4	21.5	14.1	33.1	
Quite important	28.5	31.6	26.6	25.7	28.4	
Fairly important	14.8	24.4	30.7	34.1	24.5	
Slightly important	3.9	8.9	17.1	22.3	11.5	
Not at all important	1.2	1.7	4.2	3.8	2.5	
N of Valid	2365	2146	1747	1299	7557	
N of Miss	36	12	12	10	70	

Table 44: How interesting are most of your courses to you?






Response	6	8	10	12	Total	
Very interesting and stimulating	17.6	8.6	7.0	7.5	10.8	
Quite interesting	37.5	30.3	27.9	24.9	31.0	
Fairly interesting	30.1	37.9	39.5	42.4	36.7	
Slightly dull	11.0	16.7	19.5	19.5	16.1	
Very dull	3.8	6.4	6.1	5.6	5.4	
N of Valid	2318	2134	1748	1296	7496	
N of Miss	83	24	11	13	131	

Table 45: During the LAST FOUR WEEKS how many whole days of school have you missed because you skipped or 'cut'?








Response	6	8	10	12	Total	
None	79.2	82.2	78.0	71.8	78.5	
1	9.2	8.1	8.1	11.6	9.0	
2	4.7	4.5	4.8	6.6	5.0	
3	2.7	2.1	3.6	4.6	3.1	
4-5	2.8	2.0	2.8	3.4	2.7	
6-10	0.9	0.8	1.4	1.4	1.1	
11 or more	0.5	0.2	1.2	0.7	0.6	
N of Valid	2299	2110	1734	1297	7440	
N of Miss	102	48	25	12	187	

Table 46: Think of your four best friends (the friends you feel closest to). In the past year (12 months), how many of your best friends have: participated in clubs, organizations or activities at school?






Response	6	8	10	12	Total	
0	20.4	11.2	13.7	10.7	14.5	
1	15.6	12.9	13.9	10.9	13.6	
2	20.3	18.8	19.3	17.5	19.1	
3	16.0	18.9	15.5	16.1	16.7	
4	27.8	38.3	37.6	44.9	36.0	
N of Valid	2313	2124	1739	1295	7471	
N of Miss	88	34	20	14	156	

Table 47: Think of your four best friends (the friends you feel closest to). In the past year (12 months), how many of your best friends have: smoked cigarettes?






Response	6	8	10	12	Total	
0	93.0	77.1	59.3	49.7	73.2	
1	4.7	11.0	15.0	16.8	11.0	
2	1.4	6.0	10.4	13.1	6.8	
3	0.4	2.5	5.1	7.4	3.3	
4	0.5	3.5	10.1	12.9	5.7	
N of Valid	2335	2114	1734	1293	7476	
N of Miss	66	44	25	16	151	

Table 48: Think of your four best friends (the friends you feel closest to). In the past year (12 months), how many of your best friends have: tried beer, wine or hard liquor (for example, vodka, whiskey, or gin) when their parents didn't know about it?






Response	6	8	10	12	Total	
0	87.6	65.1	36.8	31.2	59.7	
1	7.8	13.9	13.4	14.5	12.0	
2	2.0	8.4	13.9	14.9	8.8	
3	1.2	5.2	10.4	11.1	6.2	
4	1.4	7.5	25.4	28.2	13.3	
N of Valid	2340	2119	1734	1293	7486	
N of Miss	61	39	25	16	141	

Table 49: Think of your four best friends (the friends you feel closest to). In the past year (12 months), how many of your best friends have: made a commitment to stay drug-free?






Response	6	8	10	12	Total	
0	11.0	17.3	26.7	30.2	19.7	
1	5.0	7.5	14.0	15.3	9.6	
2	6.0	9.3	11.5	12.4	9.3	
3	7.5	12.3	10.7	9.9	10.0	
4	70.5	53.6	37.1	32.2	51.3	
N of Valid	2310	2107	1737	1290	7444	
N of Miss	91	51	22	19	183	

Table 50: Think of your four best friends (the friends you feel closest to). In the past year (12 months), how many of your best friends have: used marijuana?






Response	6	8	10	12	Total	
0	97.4	84.0	59.5	50.4	76.6	
1	1.3	7.8	13.3	13.8	8.1	
2	0.4	3.7	7.9	11.2	5.0	
3	0.2	2.0	6.7	8.6	3.7	
4	0.6	2.6	12.6	16.1	6.6	
N of Valid	2303	2114	1728	1298	7443	
N of Miss	98	44	31	11	184	

Table 51: Think of your four best friends (the friends you feel closest to). In the past year (12 months), how many of your best friends have: tried to do well in school?






Response	6	8	10	12	Total	
0	2.4	3.1	5.0	3.5	3.4	
1	3.4	5.2	5.8	6.0	4.9	
2	7.6	12.0	14.1	15.0	11.6	
3	15.9	21.3	26.2	21.4	20.8	
4	70.7	58.4	48.8	54.1	59.3	
N of Valid	2332	2121	1734	1291	7478	
N of Miss	69	37	25	18	149	

Table 52: Think of your four best friends (the friends you feel closest to). In the past year (12 months), how many of your best friends have: used LSD, cocaine, amphetamines, or other illegal drugs?






Response	6	8	10	12	Total	
0	97.6	91.5	80.8	77.7	88.5	
1	1.4	4.7	9.6	10.6	5.8	
2	0.4	2.1	4.0	4.2	2.4	
3	0.3	0.8	2.5	2.7	1.4	
4	0.4	0.8	3.1	4.7	1.9	
N of Valid	2337	2118	1737	1296	7488	
N of Miss	64	40	22	13	139	

Table 53: Think of your four best friends (the friends you feel closest to). In the past year (12 months), how many of your best friends have: been suspended from school?






Response	6	8	10	12	Total	
0	75.4	65.1	64.2	76.2	70.0	
1	16.1	18.1	16.4	12.4	16.1	
2	4.9	8.6	9.3	5.6	7.1	
3	1.8	2.9	4.1	2.5	2.8	
4	1.8	5.3	6.1	3.3	4.1	
N of Valid	2334	2118	1736	1295	7483	
N of Miss	67	40	23	14	144	

Table 54: Think of your four best friends (the friends you feel closest to). In the past year (12 months), how many of your best friends have: liked school?






Response	6	8	10	12	Total	
0	14.0	19.3	25.7	23.6	19.9	
1	11.5	12.6	14.2	15.6	13.1	
2	20.1	21.7	23.0	23.6	21.9	
3	23.4	22.0	18.9	17.9	21.0	
4	31.0	24.3	18.2	19.3	24.1	
N of Valid	2330	2116	1738	1295	7479	
N of Miss	71	42	21	14	148	

Table 55: Think of your four best friends (the friends you feel closest to). In the past year (12 months), how many of your best friends have: carried a handgun?






Response	6	8	10	12	Total	
0	95.8	93.0	89.9	93.2	93.2	
1	2.0	3.7	4.5	3.2	3.3	
2	1.2	1.6	2.2	1.5	1.6	
3	0.3	0.5	1.0	0.8	0.6	
4	0.7	1.2	2.4	1.3	1.3	
N of Valid	2340	2118	1738	1297	7493	
N of Miss	61	40	21	12	134	

Table 56: Think of your four best friends (the friends you feel closest to). In the past year (12 months), how many of your best friends have: sold illegal drugs?






Response	6	8	10	12	Total	
0	98.4	94.9	83.9	80.2	90.9	
1	0.9	3.2	8.1	9.2	4.7	
2	0.2	0.9	3.2	4.6	1.9	
3	0.1	0.6	2.3	2.0	1.1	
4	0.3	0.4	2.5	3.9	1.5	
N of Valid	2324	2111	1731	1293	7459	
N of Miss	77	47	28	16	168	

Table 57: Think of your four best friends (the friends you feel closest to). In the past year (12 months), how many of your best friends have: regularly attended religious services?






Response	6	8	10	12	Total	
0	23.6	16.4	17.0	19.7	19.3	
1	12.2	14.5	13.6	16.2	13.9	
2	15.9	20.3	22.2	19.4	19.2	
3	18.8	21.3	19.1	16.8	19.2	
4	29.5	27.6	28.1	27.9	28.4	
N of Valid	2237	2103	1732	1292	7364	
N of Miss	164	55	27	17	263	

Table 58: Think of your four best friends (the friends you feel closest to). In the past year (12 months), how many of your best friends have: stolen or tried to steal a motor vehicle such as a car or motorcycle?






Response	6	8	10	12	Total	
0	96.9	95.1	89.8	93.0	94.1	
1	2.3	3.0	5.8	3.8	3.6	
2	0.5	1.3	2.2	2.3	1.4	
3	0.1	0.3	0.9	0.2	0.3	
4	0.2	0.3	1.3	0.8	0.6	
N of Valid	2343	2122	1740	1296	7501	
N of Miss	58	36	19	13	126	

Table 59: Think of your four best friends (the friends you feel closest to). In the past year (12 months), how many of your best friends have: been arrested?






Response	6	8	10	12	Total	
0	95.4	81.1	74.5	76.4	83.2	
1	3.2	11.3	13.5	12.0	9.4	
2	0.6	4.4	6.1	5.5	3.8	
3	0.4	1.5	3.0	2.8	1.7	
4	0.4	1.7	2.9	3.3	1.9	
N of Valid	2336	2115	1738	1295	7484	
N of Miss	65	43	21	14	143	

Table 60: Think of your four best friends (the friends you feel closest to). In the past year (12 months), how many of your best friends have: dropped out of school?






Response	6	8	10	12	Total	
0	94.7	94.1	86.1	82.4	90.4	
1	3.6	4.7	8.7	10.6	6.3	
2	1.0	0.5	2.9	3.5	1.7	
3	0.3	0.3	1.0	1.7	0.7	
4	0.4	0.4	1.2	1.8	0.8	
N of Valid	2343	2119	1734	1296	7492	
N of Miss	58	39	25	13	135	

Table 61: Think of your four best friends (the friends you feel closest to). In the past year (12 months), how many of your best friends have: been members of a gang?






Response	6	8	10	12	Total	
0	93.1	84.7	83.5	89.7	87.9	
1	4.2	7.4	7.2	3.5	5.7	
2	0.9	3.2	3.7	2.1	2.4	
3	0.6	1.7	1.4	0.6	1.1	
4	1.2	3.1	4.2	4.0	2.9	
N of Valid	2340	2121	1733	1297	7491	
N of Miss	61	37	26	12	136	

Table 62: What are the chances you would be seen as cool if you: smoked cigarettes?






Response	6	8	10	12	Total	
No or very little chance	89.1	75.4	68.8	65.0	76.3	
Little chance	6.2	14.0	16.0	19.4	13.0	
Some chance	2.5	6.9	9.6	10.4	6.7	
Pretty good chance	1.2	2.1	3.3	2.8	2.2	
Very good chance	1.0	1.7	2.2	2.5	1.7	
N of Valid	2326	2114	1734	1296	7470	
N of Miss	75	44	25	13	157	

Table 63: What are the chances you would be seen as cool if you: worked hard at school?






Response	6	8	10	12	Total	
No or very little chance	5.8	13.3	13.1	13.3	10.9	
Little chance	8.3	16.2	16.1	16.5	13.8	
Some chance	17.1	24.3	28.4	32.3	24.4	
Pretty good chance	25.9	25.0	25.5	21.5	24.8	
Very good chance	42.8	21.2	16.8	16.4	26.1	
N of Valid	2330	2118	1730	1295	7473	
N of Miss	71	40	29	14	154	

Table 64: What are the chances you would be seen as cool if you: began drinking alcoholic beverages regularly, that is, at least once or twice a month?






Response	6	8	10	12	Total	
No or very little chance	88.0	68.0	49.0	40.3	65.1	
Little chance	6.5	15.8	16.9	16.9	13.3	
Some chance	2.9	8.4	16.5	19.5	10.5	
Pretty good chance	1.2	4.6	11.6	14.6	6.9	
Very good chance	1.5	3.1	5.9	8.7	4.2	
N of Valid	2338	2122	1736	1295	7491	
N of Miss	63	36	23	14	136	

Table 65: What are the chances you would be seen as cool if you: defended someone who was being verbally abused at school?






Response	6	8	10	12	Total	
No or very little chance	17.1	12.5	12.6	9.0	13.3	
Little chance	9.3	10.3	13.2	13.0	11.1	
Some chance	14.5	23.1	24.4	26.7	21.4	
Pretty good chance	20.1	28.6	25.4	26.9	24.9	
Very good chance	39.0	25.4	24.5	24.4	29.2	
N of Valid	2315	2117	1737	1295	7464	
N of Miss	86	41	22	14	163	

Table 66: What are the chances you would be seen as cool if you: smoked marijuana?






Response	6	8	10	12	Total	
No or very little chance	93.3	78.8	63.0	54.7	75.5	
Little chance	3.1	9.6	14.5	16.2	9.9	
Some chance	1.3	5.4	10.5	13.2	6.7	
Pretty good chance	1.1	3.2	6.8	8.8	4.3	
Very good chance	1.2	2.9	5.2	7.1	3.6	
N of Valid	2321	2114	1738	1292	7465	
N of Miss	80	44	21	17	162	

Table 67: What are the chances you would be seen as cool if you: carried a handgun?






Response	6	8	10	12	Total	
No or very little chance	87.9	82.4	80.1	82.6	83.6	
Little chance	5.5	8.7	9.3	9.0	7.9	
Some chance	3.2	4.1	4.8	4.2	4.0	
Pretty good chance	1.3	2.4	2.8	1.2	2.0	
Very good chance	2.1	2.4	3.1	3.0	2.6	
N of Valid	2321	2119	1735	1292	7467	
N of Miss	80	39	24	17	160	

Table 68: What are the chances you would be seen as cool if you: regularly volunteered to do community service?






Response	6	8	10	12	Total	
No or very little chance	19.7	26.2	28.7	21.9	24.0	
Little chance	14.3	20.7	19.5	22.3	18.7	
Some chance	23.0	25.3	26.2	27.0	25.1	
Pretty good chance	18.8	15.9	15.2	16.7	16.8	
Very good chance	24.2	11.9	10.4	12.1	15.4	
N of Valid	2310	2118	1736	1294	7458	
N of Miss	91	40	23	15	169	

Table 69: How old were you when you first: smoked marijuana?










Response	6	8	10	12	Total	
Never	99.5	93.0	78.9	64.8	86.9	
10 or younger	0.2	0.9	1.5	1.3	0.9	
11	0.3	1.0	1.5	1.2	0.9	
12	0.0	1.9	2.7	2.6	1.6	
13	0.0	2.5	4.1	4.3	2.4	
14	0.0	0.5	5.9	5.0	2.4	
15	0.0	0.0	4.7	6.7	2.3	
16	0.0	0.0	0.7	8.3	1.6	
17 or older	0.0	0.0	0.0	5.6	1.0	
N of Valid	2368	2139	1750	1294	7551	
N of Miss	33	19	9	15	76	

Table 70: How old were you when you first: smoked a cigarette, even just a puff?










Response	6	8	10	12	Total	
Never	93.7	79.8	66.1	56.2	76.9	
10 or younger	4.5	8.0	10.8	7.3	7.4	
11	1.4	3.7	4.0	3.3	3.0	
12	0.3	3.2	3.7	3.6	2.5	
13	0.0	4.5	5.2	5.0	3.3	
14	0.0	0.6	5.2	5.0	2.2	
15	0.0	0.0	4.0	6.0	1.9	
16	0.0	0.0	0.9	8.7	1.7	
17 or older	0.0	0.1	0.1	5.2	0.9	
N of Valid	2363	2139	1743	1291	7536	
N of Miss	38	19	16	18	91	

Table 71: How old were you when you first: had more than a sip or two of beer, wine or hard liquor (for example, vodka, whiskey, or gin)?










Response	6	8	10	12	Total	
Never	80.3	61.4	39.9	32.8	57.4	
10 or younger	12.3	13.0	12.3	7.2	11.6	
11	6.3	6.1	4.0	3.5	5.2	
12	1.0	8.9	6.3	4.2	5.0	
13	0.1	8.8	9.2	6.8	5.8	
14	0.0	1.8	14.4	10.3	5.6	
15	0.0	0.1	11.0	13.4	4.9	
16	0.0	0.0	2.6	14.6	3.1	
17 or older	0.0	0.0	0.5	7.3	1.4	
N of Valid	2360	2130	1744	1295	7529	
N of Miss	41	28	15	14	98	

Table 72: How old were you when you first: began drinking alcoholic beverages regularly, that is, at least once or twice a month?










Response	6	8	10	12	Total	
Never	98.8	91.7	76.1	66.9	86.1	
10 or younger	0.6	1.0	1.4	1.1	1.0	
11	0.5	1.5	0.7	0.5	0.8	
12	0.0	1.8	1.9	1.6	1.2	
13	0.0	3.0	3.6	2.0	2.0	
14	0.0	0.7	5.6	3.8	2.1	
15	0.0	0.2	8.0	6.2	3.0	
16	0.0	0.0	2.5	10.6	2.4	
17 or older	0.0	0.0	0.3	7.5	1.4	
N of Valid	2373	2138	1745	1298	7554	
N of Miss	28	20	14	11	73	

Table 73: How old were you when you first: used phenoxydine (pox, px, breeze)?


Response	6	8	10	12	Total	
Never	100.0	100.0	100.0	100.0	100.0	
10 or younger	0.0	0.0	0.0	0.0	0.0	
11	0.0	0.0	0.0	0.0	0.0	
12	0.0	0.0	0.0	0.0	0.0	
13	0.0	0.0	0.0	0.0	0.0	
14	0.0	0.0	0.0	0.0	0.0	
15	0.0	0.0	0.0	0.0	0.0	
16	0.0	0.0	0.0	0.0	0.0	
17 or older	0.0	0.0	0.0	0.0	0.0	
N of Valid	2292	2130	1747	1292	7461	
N of Miss	109	28	12	17	166	

Table 74: How old were you when you first: got suspended from school?










Response	6	8	10	12	Total	
Never	93.4	84.2	78.9	81.6	85.4	
10 or younger	4.7	4.8	5.4	2.5	4.5	
11	1.5	2.9	2.7	0.8	2.0	
12	0.4	3.6	2.5	2.0	2.1	
13	0.0	3.9	3.6	2.2	2.3	
14	0.0	0.5	3.7	2.5	1.4	
15	0.0	0.0	2.4	3.2	1.1	
16	0.0	0.0	0.8	3.2	0.7	
17 or older	0.0	0.1	0.1	1.9	0.4	
N of Valid	2367	2136	1749	1297	7549	
N of Miss	34	22	10	12	78	

Table 75: How old were you when you first: got arrested?










Response	6	8	10	12	Total	
Never	99.0	94.8	91.7	90.0	94.6	
10 or younger	0.4	0.9	0.5	0.3	0.5	
11	0.4	0.8	0.6	0.6	0.6	
12	0.1	1.2	0.7	0.5	0.6	
13	0.0	1.5	1.9	0.8	1.0	
14	0.0	0.7	2.0	1.0	0.8	
15	0.0	0.0	1.8	1.6	0.7	
16	0.0	0.0	0.7	2.9	0.6	
17 or older	0.0	0.0	0.1	2.3	0.4	
N of Valid	2368	2133	1745	1294	7540	
N of Miss	33	25	14	15	87	

Table 76: How old were you when you first: carried a handgun?










Response	6	8	10	12	Total	
Never	97.0	95.0	93.0	95.0	95.1	
10 or younger	1.5	1.7	1.9	0.8	1.6	
11	1.1	0.9	0.7	0.4	0.8	
12	0.4	1.0	0.9	0.5	0.7	
13	0.0	1.0	0.9	0.6	0.6	
14	0.0	0.3	0.7	0.7	0.4	
15	0.0	0.0	1.6	0.7	0.5	
16	0.0	0.0	0.3	0.7	0.2	
17 or older	0.0	0.0	0.0	0.6	0.1	
N of Valid	2355	2127	1746	1297	7525	
N of Miss	46	31	13	12	102	

Table 77: How old were you when you first: attacked someone with the idea of seriously hurting them?










Response	6	8	10	12	Total	
Never	90.2	84.0	80.3	83.7	85.1	
10 or younger	5.1	4.6	4.1	3.2	4.4	
11	3.5	2.6	1.9	0.9	2.4	
12	1.1	3.4	2.1	1.4	2.0	
13	0.0	3.8	2.8	1.8	2.1	
14	0.0	1.4	3.8	2.3	1.7	
15	0.0	0.0	3.7	2.0	1.2	
16	0.0	0.0	1.3	2.5	0.7	
17 or older	0.0	0.1	0.0	2.1	0.4	
N of Valid	2365	2137	1746	1300	7548	
N of Miss	36	21	13	9	79	

Table 78: How old were you when you first: belonged to a gang?










Response	6	8	10	12	Total	
Never	98.1	95.5	95.1	96.0	96.3	
10 or younger	1.0	0.7	0.9	0.7	0.8	
11	0.6	0.9	0.5	0.2	0.6	
12	0.2	1.3	0.4	0.5	0.6	
13	0.0	1.2	1.0	0.5	0.7	
14	0.0	0.4	1.0	0.3	0.4	
15	0.0	0.0	1.0	0.6	0.3	
16	0.0	0.0	0.2	0.8	0.2	
17 or older	0.0	0.0	0.1	0.5	0.1	
N of Valid	2366	2135	1750	1300	7551	
N of Miss	35	23	9	9	76	

Table 79: How wrong do you think it is for someone your age to: take a handgun to school?





Response	6	8	10	12	Total	
Very wrong	93.7	87.1	88.0	92.1	90.2	
Wrong	5.0	10.3	8.7	5.7	7.5	
A little bit wrong	0.8	2.0	2.3	1.2	1.6	
Not wrong at all	0.4	0.7	1.0	1.1	0.7	
N of Valid	2369	2139	1753	1298	7559	
N of Miss	32	19	6	11	68	

Table 80: How wrong do you think it is for someone your age to: steal anything worth more than \$5?





Response	6	8	10	12	Total	
Very wrong	68.8	54.5	49.7	58.1	58.5	
Wrong	25.7	32.5	33.6	29.9	30.2	
A little bit wrong	4.7	11.2	13.8	9.3	9.4	
Not wrong at all	0.8	1.9	2.9	2.6	1.9	
N of Valid	2358	2132	1745	1297	7532	
N of Miss	43	26	14	12	95	

Table 81: How wrong do you think it is for someone your age to: pick a fight with someone?

Response	6	8	10	12	Total	
Very wrong	56.7	36.4	30.5	36.0	41.3	
Wrong	31.2	35.6	33.6	34.5	33.6	
A little bit wrong	9.8	21.6	27.3	22.7	19.4	
Not wrong at all	2.4	6.4	8.7	6.7	5.7	
N of Valid	2360	2127	1745	1294	7526	
N of Miss	41	31	14	15	101	

Table 82: How wrong do you think it is for someone your age to: attack someone with the idea of seriously hurting them?

Response	6	8	10	12	Total	
Very wrong	86.2	70.0	60.6	65.0	72.0	
Wrong	10.2	19.9	24.7	22.5	18.4	
A little bit wrong	2.7	7.6	10.8	9.4	7.1	
Not wrong at all	0.9	2.4	3.9	3.1	2.4	
N of Valid	2366	2138	1747	1296	7547	
N of Miss	35	20	12	13	80	

Table 83: How wrong do you think it is for someone your age to: stay away from school all day when their parents think they are at school?

Response	6	8	10	12	Total	
Very wrong	83.4	62.2	43.1	38.2	60.3	
Wrong	13.4	24.8	32.4	31.0	24.1	
A little bit wrong	2.3	10.2	19.2	23.8	12.1	
Not wrong at all	0.9	2.8	5.4	6.9	3.5	
N of Valid	2368	2138	1749	1298	7553	
N of Miss	33	20	10	11	74	

Table 84: How wrong do you think it is for someone your age to: drink beer, wine or hard liquor (for example, vodka, whiskey, or gin) regularly?





Response	6	8	10	12	Total	
Very wrong	91.8	71.5	45.7	39.7	66.4	
Wrong	5.7	16.4	23.2	24.0	15.9	
A little bit wrong	1.8	8.9	20.7	22.7	11.8	
Not wrong at all	0.8	3.3	10.4	13.6	5.9	
N of Valid	2371	2134	1748	1298	7551	
N of Miss	30	24	11	11	76	

Table 85: How wrong do you think it is for someone your age to: smoke cigarettes?





Response	6	8	10	12	Total	
Very wrong	93.4	76.6	57.2	45.4	72.0	
Wrong	4.7	14.5	22.0	22.0	14.4	
A little bit wrong	1.3	5.8	13.0	17.1	8.0	
Not wrong at all	0.6	3.2	7.8	15.5	5.6	
N of Valid	2368	2133	1748	1294	7543	
N of Miss	33	25	11	15	84	

Table 86: How wrong do you think it is for someone your age to: smoke marijuana?





Response	6	8	10	12	Total	
Very wrong	97.3	86.4	67.2	55.1	80.0	
Wrong	1.8	7.0	15.0	18.0	9.1	
A little bit wrong	0.4	3.8	8.9	12.9	5.5	
Not wrong at all	0.5	2.8	8.9	14.0	5.4	
N of Valid	2359	2132	1749	1297	7537	
N of Miss	42	26	10	12	90	

Table 87: How wrong do you think it is for someone your age to: use LSD, cocaine, amphetamines or another illegal drug?

Response	6	8	10	12	Total	
Very wrong	98.4	93.8	85.7	82.4	91.4	
Wrong	0.9	4.2	9.3	9.6	5.3	
A little bit wrong	0.2	1.1	3.5	5.4	2.1	
Not wrong at all	0.4	0.9	1.5	2.7	1.2	
N of Valid	2363	2138	1751	1298	7550	
N of Miss	38	20	8	11	77	

Table 88: At school during the past 12 months, did you receive help from the resource teacher, speech therapist or other special education teacher?

Response	6	8	10	12	Total	
No	77.5	85.4	90.2	92.9	85.5	
Yes	22.5	14.6	9.8	7.1	14.5	
N of Valid	2029	1920	1589	1211	6749	
N of Miss	372	238	170	98	878	

Table 89: How many times have you done the following things? done what feels good no matter what.

Response	6	8	10	12	Total	
Never	43.0	31.4	29.2	22.6	32.9	
I've done it, but not in the past year	16.8	15.4	15.1	12.4	15.2	
Less than once a month	6.5	10.2	12.8	15.8	10.6	
About once a month	5.3	10.1	9.8	12.4	9.0	
2 or 3 times a month	8.1	13.0	11.9	14.6	11.5	
Once a week or more	20.3	20.0	21.2	22.3	20.8	
N of Valid	2269	2088	1728	1277	7362	
N of Miss	132	70	31	32	265	

Table 90: How many times have you done the following things? done something dangerous because someone dared you to do it.







Response	6	8	10	12	Total	
Never	72.9	50.3	42.0	43.3	54.2	
I've done it, but not in the past year	17.9	24.7	26.1	26.0	23.1	
Less than once a month	3.4	9.9	13.9	15.0	9.7	
About once a month	2.1	6.1	7.9	8.7	5.7	
2 or 3 times a month	1.7	4.8	5.9	4.0	3.9	
Once a week or more	2.1	4.1	4.1	3.1	3.3	
N of Valid	2352	2134	1737	1287	7510	
N of Miss	49	24	22	22	117	

Table 91: How many times have you done the following things? done crazy things even if they are a little dangerous.







Response	6	8	10	12	Total	
Never	57.0	35.0	27.2	24.2	38.2	
I've done it, but not in the past year	23.3	24.2	22.0	21.2	22.9	
Less than once a month	7.1	12.9	15.2	21.0	13.0	
About once a month	3.9	8.6	12.2	12.3	8.6	
2 or 3 times a month	3.0	8.9	11.4	12.2	8.2	
Once a week or more	5.7	10.4	11.9	9.1	9.0	
N of Valid	2350	2132	1738	1288	7508	
N of Miss	51	26	21	21	119	

Table 92: How many times in the past year (12 months) have you: been suspended from school?








Response	6	8	10	12	Total	
Never	95.9	89.7	87.7	92.0	91.6	
1 to 2 times	3.1	7.3	9.3	6.4	6.3	
3 to 5 times	0.5	1.6	1.5	1.1	1.2	
6 to 9 times	0.1	0.6	0.9	0.5	0.5	
10 to 19 times	0.2	0.4	0.3	0.0	0.2	
20 to 29 times	0.1	0.2	0.1	0.0	0.1	
30 to 39 times	0.0	0.0	0.1	0.0	0.0	
40+ times	0.1	0.1	0.1	0.1	0.1	
N of Valid	2372	2141	1748	1295	7556	
N of Miss	29	17	11	14	71	

Table 93: How many times in the past year (12 months) have you: carried a handgun?









Response	6	8	10	12	Total	
Never	97.1	95.4	94.1	96.1	95.8	
1 to 2 times	1.5	2.5	2.6	1.8	2.1	
3 to 5 times	0.4	0.7	1.2	0.4	0.7	
6 to 9 times	0.3	0.2	0.7	0.4	0.4	
10 to 19 times	0.1	0.4	0.5	0.4	0.3	
20 to 29 times	0.1	0.1	0.2	0.2	0.2	
30 to 39 times	0.1	0.0	0.1	0.1	0.1	
40+ times	0.3	0.6	0.5	0.7	0.5	
N of Valid	2365	2140	1741	1295	7541	
N of Miss	36	18	18	14	86	

Table 94: How many times in the past year (12 months) have you: sold illegal drugs?









Response	6	8	10	12	Total	
Never	99.7	98.7	94.4	91.5	96.8	
1 to 2 times	0.1	0.6	2.8	3.2	1.4	
3 to 5 times	0.0	0.3	1.0	1.3	0.5	
6 to 9 times	0.0	0.1	0.8	0.8	0.4	
10 to 19 times	0.0	0.0	0.3	0.6	0.2	
20 to 29 times	0.0	0.1	0.1	1.0	0.2	
30 to 39 times	0.0	0.0	0.2	0.4	0.1	
40+ times	0.0	0.0	0.4	1.2	0.3	
N of Valid	2348	2130	1728	1287	7493	
N of Miss	53	28	31	22	134	

Table 95: How many times in the past year (12 months) have you: stolen or tried to steal a motor vehicle such as a car or motorcycle?







Response	6	8	10	12	Total	
Never	99.3	98.6	96.9	97.9	98.3	
1 to 2 times	0.5	1.0	2.0	1.2	1.1	
3 to 5 times	0.0	0.2	0.5	0.2	0.2	
6 to 9 times	0.0	0.0	0.2	0.0	0.1	
10 to 19 times	0.0	0.1	0.1	0.1	0.1	
20 to 29 times	0.0	0.0	0.1	0.0	0.0	
30 to 39 times	0.0	0.0	0.0	0.0	0.0	
40+ times	0.1	0.0	0.2	0.6	0.2	
N of Valid	2363	2140	1739	1293	7535	
N of Miss	38	18	20	16	92	

Table 96: How many times in the past year (12 months) have you: participated in clubs, organizations or activities at school?









Response	6	8	10	12	Total	
Never	29.9	22.9	25.1	18.7	24.9	
1 to 2 times	29.6	25.4	20.2	12.5	23.3	
3 to 5 times	14.7	13.5	12.3	14.0	13.7	
6 to 9 times	7.9	8.0	7.0	9.0	7.9	
10 to 19 times	5.2	7.2	7.6	10.1	7.2	
20 to 29 times	2.9	5.4	5.2	7.7	5.0	
30 to 39 times	1.9	2.3	1.8	3.8	2.3	
40+ times	7.8	15.2	20.8	24.1	15.7	
N of Valid	2349	2132	1744	1293	7518	
N of Miss	52	26	15	16	109	

Table 97: How many times in the past year (12 months) have you: been arrested?







Response	6	8	10	12	Total	
Never	98.8	95.7	93.8	94.1	96.0	
1 to 2 times	1.0	3.3	5.0	4.9	3.2	
3 to 5 times	0.1	0.6	0.9	0.4	0.5	
6 to 9 times	0.1	0.1	0.1	0.2	0.1	
10 to 19 times	0.0	0.1	0.2	0.2	0.1	
20 to 29 times	0.0	0.0	0.0	0.0	0.0	
30 to 39 times	0.0	0.0	0.0	0.0	0.0	
40+ times	0.0	0.1	0.1	0.2	0.1	
N of Valid	2365	2140	1745	1295	7545	
N of Miss	36	18	14	14	82	

Table 98: How many times in the past year (12 months) have you: done extra work on your own for school?









Response	6	8	10	12	Total	
Never	23.2	28.8	32.8	27.2	27.7	
1 to 2 times	31.9	26.9	21.2	16.8	25.4	
3 to 5 times	17.1	16.2	14.5	13.4	15.6	
6 to 9 times	8.4	10.0	10.2	11.3	9.7	
10 to 19 times	6.6	7.7	7.9	11.6	8.1	
20 to 29 times	4.3	3.1	5.2	7.1	4.6	
30 to 39 times	2.2	1.8	2.4	3.0	2.3	
40+ times	6.3	5.6	5.9	9.8	6.6	
N of Valid	2351	2129	1743	1288	7511	
N of Miss	50	29	16	21	116	

Table 99: How many times in the past year (12 months) have you: attacked someone with the idea of seriously hurting them?









Response	6	8	10	12	Total	
Never	91.3	86.0	84.8	89.3	87.9	
1 to 2 times	5.8	8.3	9.6	6.7	7.6	
3 to 5 times	1.4	3.1	2.2	2.2	2.2	
6 to 9 times	0.6	0.9	1.3	0.6	0.9	
10 to 19 times	0.1	0.8	0.7	0.4	0.5	
20 to 29 times	0.1	0.2	0.5	0.2	0.2	
30 to 39 times	0.1	0.1	0.1	0.0	0.1	
40+ times	0.5	0.5	0.7	0.5	0.6	
N of Valid	2360	2139	1746	1295	7540	
N of Miss	41	19	13	14	87	

Table 100: How many times in the past year (12 months) have you: been drunk or high at school?









Response	6	8	10	12	Total	
Never	98.8	94.2	86.6	83.4	92.0	
1 to 2 times	0.7	3.7	6.8	7.0	4.0	
3 to 5 times	0.2	0.9	2.2	2.2	1.2	
6 to 9 times	0.0	0.3	1.4	1.9	0.7	
10 to 19 times	0.1	0.3	0.7	1.4	0.5	
20 to 29 times	0.0	0.1	0.7	1.2	0.4	
30 to 39 times	0.0	0.0	0.2	0.5	0.2	
40+ times	0.1	0.4	1.4	2.4	0.9	
N of Valid	2363	2132	1745	1293	7533	
N of Miss	38	26	14	16	94	

Table 101: How many times in the past year (12 months) have you: volunteered to do community service?









Response	6	8	10	12	Total	
Never	41.5	49.9	47.6	36.4	44.4	
1 to 2 times	28.2	21.7	18.1	16.4	22.0	
3 to 5 times	11.8	11.9	11.9	14.8	12.4	
6 to 9 times	6.8	6.7	8.3	10.7	7.8	
10 to 19 times	4.1	3.9	6.0	8.1	5.2	
20 to 29 times	1.9	2.5	3.4	5.2	3.0	
30 to 39 times	1.4	1.0	1.3	1.7	1.3	
40+ times	4.4	2.4	3.4	6.7	4.0	
N of Valid	2351	2137	1743	1292	7523	
N of Miss	50	21	16	17	104	

Table 102: How many times in the past year (12 months) have you: taken a handgun to school?






Response	6	8	10	12	Total	
Never	99.7	99.4	99.2	99.1	99.4	
1 to 2 times	0.2	0.3	0.3	0.2	0.3	
3 to 5 times	0.0	0.0	0.1	0.2	0.1	
6 to 9 times	0.1	0.0	0.1	0.2	0.1	
10 to 19 times	0.0	0.0	0.1	0.2	0.0	
20 to 29 times	0.0	0.0	0.0	0.0	0.0	
30 to 39 times	0.0	0.0	0.0	0.0	0.0	
40+ times	0.0	0.2	0.3	0.2	0.2	
N of Valid	2359	2138	1747	1294	7538	
N of Miss	42	20	12	15	89	

Table 103: Are you currently on probation, or assigned a probation officer with Juvenile Court?



Response	6	8	10	12	Total	
No	98.6	97.4	97.1	98.1	97.8	
Yes	1.4	2.6	2.9	1.9	2.2	
N of Valid	2319	2124	1744	1290	7477	
N of Miss	82	34	15	19	150	

Table 104: Have you ever belonged to a gang?






Response	6	8	10	12	Total	
No	95.7	91.5	91.3	93.5	93.1	
No, but would like to	0.8	1.6	2.5	1.8	1.6	
Yes, in the past	2.3	4.8	3.8	2.9	3.5	
Yes, belong now	0.8	1.6	2.2	1.4	1.4	
Yes, but would like to get out	0.3	0.6	0.2	0.4	0.4	
N of Valid	2351	2129	1747	1290	7517	
N of Miss	50	29	12	19	110	

Table 105: If you have ever belonged to a gang, did that gang have a name?

Response	6	8	10	12	Total	
No	5.7	4.1	8.4	7.5	6.2	
Yes	2.7	6.4	6.1	5.0	4.9	
I have never belonged to a gang	91.6	89.5	85.5	87.5	88.9	
N of Valid	2328	2117	1718	1273	7436	
N of Miss	73	41	41	36	191	

Table 106: You're looking at CD's in a music store with a friend. You look up and see her slip a CD under her coat. She smiles and says 'Which one do you want? Go ahead, take it while nobody's around.' There is nobody in sight, no employees and no other customers. What would you do now?

Response	6	8	10	12	Total	
Ignore her	13.5	13.2	22.5	19.5	16.6	
Grab a CD and leave the store	1.5	7.0	10.1	8.0	6.2	
Tell her to put the CD back	65.3	46.9	36.3	36.2	48.4	
Act like it is a joke, and ask her to put the CD back	19.6	32.9	31.1	36.3	28.9	
N of Valid	2348	2129	1738	1289	7504	
N of Miss	53	29	21	20	123	

Table 107: You are visiting another part of town, and you don't know any of the people your age there. You are walking down the street, and some teenager you don't know is walking toward you. He is about your size, and as he is about to pass you, he deliberately bumps into you and you almost lose your balance. What would you say or do?

Response	6	8	10	12	Total	
Push the person back	10.1	16.3	15.5	11.1	13.3	
Say 'Excuse me' and keep on walking	56.3	44.4	47.0	54.5	50.4	
Say 'Watch where you are going' and keep on walking	28.6	27.9	22.7	21.9	25.9	
Swear at the person and walk away	5.0	11.4	14.8	12.5	10.4	
N of Valid	2341	2116	1726	1276	7459	
N of Miss	60	42	33	33	168	

Table 108: You are at a party at someone's house, and one of your friends offers you a drink containing alcohol. What would you say or do?





Response	6	8	10	12	Total	
Drink it	2.5	15.8	33.7	39.5	19.9	
Tell your friend, 'No thanks, I don't drink' and suggest that you and your friend go and do something else	49.4	40.9	31.0	27.6	39.0	
Just say, 'No thanks' and walk away	29.5	31.1	25.3	27.9	28.7	
Make up a good excuse, tell your friend you had something else to do, and leave	18.6	12.2	10.0	4.9	12.4	
N of Valid	2342	2128	1742	1285	7497	
N of Miss	59	30	17	24	130	

Table 109: It's 8:00 on a weeknight and you are about to go over to a friend's home when your mother asks you where you are going. You say 'Oh, just going to go hang out with some friends.' She says, 'No, you'll just get into trouble if you go out. Stay home tonight.' What would you do now?





Response	6	8	10	12	Total	
Leave the house anyway	3.3	5.5	8.4	8.5	6.0	
Explain what you are going to do with your friends, tell her when you will get home, and ask if you can go out	57.5	69.6	71.9	76.9	67.6	
Not say anything and start watching TV	34.9	15.8	10.6	7.1	19.1	
Get into an argument with her	4.3	9.1	9.1	7.5	7.3	
N of Valid	2327	2117	1730	1283	7457	
N of Miss	74	41	29	26	170	

Table 110: How often do you attend religious services or activities?





Response	6	8	10	12	Total	
Never	15.7	11.2	14.6	17.7	14.5	
Rarely	22.3	22.7	20.5	23.3	22.2	
1-2 Times a Month	13.1	15.0	14.6	14.3	14.2	
About Once a Week or More	48.9	51.2	50.4	44.7	49.2	
N of Valid	2297	2124	1743	1290	7454	
N of Miss	104	34	16	19	173	

Table 111: I do the opposite of what people tell me, just to get them mad.





Response	6	8	10	12	Total	
Very False	53.5	38.2	35.3	43.1	43.1	
Somewhat False	28.1	33.6	30.2	30.0	30.5	
Somewhat True	15.7	25.4	29.9	24.0	23.2	
Very True	2.7	2.8	4.7	2.9	3.2	
N of Valid	2327	2120	1741	1289	7477	
N of Miss	74	38	18	20	150	

Table 112: I like to see how much I can get away with.





Response	6	8	10	12	Total	
Very False	60.4	41.5	32.2	33.4	43.8	
Somewhat False	23.0	28.1	28.9	28.1	26.7	
Somewhat True	12.9	23.6	29.5	30.5	22.9	
Very True	3.7	6.7	9.5	7.9	6.6	
N of Valid	2321	2121	1740	1290	7472	
N of Miss	80	37	19	19	155	

Table 113: I ignore rules that get in my way.





Response	6	8	10	12	Total	
Very False	66.8	46.1	34.5	37.5	48.3	
Somewhat False	21.8	30.7	33.6	32.1	28.9	
Somewhat True	9.3	19.2	25.4	25.3	18.6	
Very True	2.1	4.0	6.5	5.2	4.2	
N of Valid	2285	2100	1713	1279	7377	
N of Miss	116	58	46	30	250	

Table 114: I think sometimes it's okay to cheat at school.





Response	6	8	10	12	Total	
NO!	73.0	46.8	21.4	21.4	44.7	
no	20.8	34.8	38.6	36.9	31.7	
yes	5.5	15.8	34.1	34.1	20.0	
YES!	0.7	2.6	5.9	7.6	3.6	
N of Valid	2346	2126	1740	1288	7500	
N of Miss	55	32	19	21	127	

Table 115: It is important to think before you act.





Response	6	8	10	12	Total	
NO!	2.0	2.2	1.9	1.4	1.9	
no	3.9	5.8	6.2	2.6	4.7	
yes	25.4	39.4	43.2	43.4	36.6	
YES!	68.7	52.6	48.7	52.6	56.7	
N of Valid	2337	2119	1736	1287	7479	
N of Miss	64	39	23	22	148	

Table 116: Sometimes I think that life is not worth it.





Response	6	8	10	12	Total	
NO!	57.8	51.9	43.3	46.4	50.8	
no	21.0	22.5	26.0	29.2	24.0	
yes	15.0	17.6	22.5	19.3	18.3	
YES!	6.1	7.9	8.2	5.1	6.9	
N of Valid	2290	2101	1721	1283	7395	
N of Miss	111	57	38	26	232	

Table 117: At times I think I am no good at all.

Response	6	8	10	12	Total	
NO!	34.3	34.0	29.3	32.2	32.7	
no	25.7	27.6	31.3	30.6	28.4	
yes	30.2	28.0	29.7	29.7	29.4	
YES!	9.9	10.4	9.8	7.5	9.6	
N of Valid	2306	2112	1733	1285	7436	
N of Miss	95	46	26	24	191	

Table 118: All in all, I am inclined to think that I am a failure.

Response	6	8	10	12	Total	
NO!	57.5	52.5	44.7	49.5	51.7	
no	24.9	29.6	36.0	35.2	30.6	
yes	13.3	12.2	14.0	12.3	13.0	
YES!	4.3	5.7	5.3	3.1	4.7	
N of Valid	2278	2103	1731	1280	7392	
N of Miss	123	55	28	29	235	

Table 119: In the past year, have you felt depressed or sad MOST days, even if you felt okay sometimes?

Response	6	8	10	12	Total	
NO!	35.0	36.0	31.0	33.5	34.1	
no	24.8	24.7	28.3	30.7	26.6	
yes	26.6	25.2	25.9	25.4	25.8	
YES!	13.6	14.1	14.8	10.4	13.5	
N of Valid	2314	2113	1737	1285	7449	
N of Miss	87	45	22	24	178	

Table 120: It is all right to beat up people if they start the fight.





Response	6	8	10	12	Total	
NO!	60.6	35.6	24.9	29.3	39.8	
no	19.8	24.1	23.5	26.3	23.0	
yes	13.1	23.1	27.3	24.7	21.2	
YES!	6.4	17.1	24.3	19.7	15.9	
N of Valid	2318	2117	1735	1285	7455	
N of Miss	83	41	24	24	172	

Table 121: I think it is okay to take something without asking if you can get away with it.





Response	6	8	10	12	Total	
NO!	82.2	62.9	48.6	55.6	64.3	
no	15.0	29.2	39.8	36.0	28.4	
yes	2.3	6.2	8.9	6.1	5.6	
YES!	0.5	1.7	2.7	2.3	1.7	
N of Valid	2315	2119	1734	1285	7453	
N of Miss	86	39	25	24	174	

Table 122: Sometimes we don't know what we will do as adults, but we may have an idea. Please answer how true these statements may be for you. WHEN I AM AN ADULT I WILL: smoke cigarettes.





Response	6	8	10	12	Total	
NO!	88.1	78.2	73.3	70.7	78.8	
no	9.8	16.5	18.0	17.6	14.9	
yes	1.8	4.1	6.9	8.0	4.7	
YES!	0.3	1.3	1.8	3.7	1.5	
N of Valid	2327	2108	1734	1282	7451	
N of Miss	74	50	25	27	176	

Table 123: Sometimes we don't know what we will do as adults, but we may have an idea. Please answer how true these statements may be for you. WHEN I AM AN ADULT I WILL: drink beer, wine, or liquor.





Response	6	8	10	12	Total	
NO!	63.2	41.2	29.8	23.6	42.4	
no	19.8	23.6	16.5	18.1	19.8	
yes	15.4	28.9	40.9	41.5	29.7	
YES!	1.6	6.3	12.8	16.8	8.1	
N of Valid	2315	2102	1730	1279	7426	
N of Miss	86	56	29	30	201	

Table 124: Sometimes we don't know what we will do as adults, but we may have an idea. Please answer how true these statements may be for you. WHEN I AM AN ADULT I WILL: smoke marijuana.





Response	6	8	10	12	Total	
NO!	95.3	86.1	73.5	69.6	83.2	
no	4.3	9.7	15.4	17.7	10.7	
yes	0.3	3.0	7.5	7.7	4.0	
YES!	0.2	1.1	3.5	5.0	2.1	
N of Valid	2312	2104	1731	1278	7425	
N of Miss	89	54	28	31	202	

Table 125: Sometimes we don't know what we will do as adults, but we may have an idea. Please answer how true these statements may be for you. WHEN I AM AN ADULT I WILL: use LSD, cocaine, amphetamines or another illegal drug.





Response	6	8	10	12	Total	
NO!	96.4	93.3	88.1	86.4	91.8	
no	3.5	6.1	10.0	10.8	7.0	
yes	0.1	0.4	1.5	1.9	0.8	
YES!	0.0	0.2	0.4	0.9	0.3	
N of Valid	2314	2112	1731	1283	7440	
N of Miss	87	46	28	26	187	

Table 126: How much do you think people risk harming themselves (physically or in other ways) if they: smoked one or more packs of cigarettes per day?


Response	6	8	10	12	Total	
No risk	8.9	3.5	3.9	2.6	5.1	
Slight risk	5.4	6.6	6.7	5.5	6.0	
Moderate risk	15.7	19.1	20.4	20.8	18.6	
Great risk	70.1	70.8	69.0	71.2	70.2	
N of Valid	2305	2108	1726	1281	7420	
N of Miss	96	50	33	28	207	

Table 127: How much do you think people risk harming themselves (physically or in other ways) if they: try marijuana once or twice?


Response	6	8	10	12	Total	
No risk	9.8	8.3	20.5	27.6	14.9	
Slight risk	13.5	20.2	26.2	29.9	21.2	
Moderate risk	27.8	26.9	22.5	20.9	25.1	
Great risk	49.0	44.6	30.7	21.6	38.7	
N of Valid	2280	2099	1721	1280	7380	
N of Miss	121	59	38	29	247	

Table 128: How much do you think people risk harming themselves (physically or in other ways) if they: smoke marijuana regularly?


Response	6	8	10	12	Total	
No risk	9.5	4.7	9.7	10.3	8.3	
Slight risk	2.1	4.5	12.2	14.5	7.3	
Moderate risk	8.6	10.5	15.3	23.6	13.3	
Great risk	79.8	80.2	62.8	51.6	71.0	
N of Valid	2232	2044	1698	1258	7232	
N of Miss	169	114	61	51	395	

Table 129: How much do you think people risk harming themselves (physically or in other ways) if they: take one or two drinks of an alcoholic beverage (beer, wine, liquor) nearly every day?


Response	6	8	10	12	Total	
No risk	11.6	8.7	13.2	12.3	11.3	
Slight risk	19.5	22.9	23.5	22.2	21.9	
Moderate risk	27.8	31.6	31.2	31.3	30.3	
Great risk	41.1	36.8	32.2	34.2	36.6	
N of Valid	2289	2100	1726	1278	7393	
N of Miss	112	58	33	31	234	

Table 130: How much do you think people risk harming themselves (physically or in other ways) if they: have five or more drinks once or twice each weekend?


Response	6	8	10	12	Total	
No risk	10.4	6.1	8.3	7.0	8.1	
Slight risk	9.8	10.9	14.2	15.7	12.2	
Moderate risk	22.9	27.4	28.9	30.3	26.9	
Great risk	56.9	55.6	48.5	47.0	52.9	
N of Valid	2290	2105	1728	1280	7403	
N of Miss	111	53	31	29	224	

Table 131: On how many occasions have you had alcoholic beverages (beer, wine or hard liquor) to drink in your lifetime - more than just a few sips?


Response	6	8	10	12	Total	
0	85.4	65.1	42.3	34.9	60.9	
1-2	9.8	16.0	16.9	10.6	13.3	
3-5	2.2	6.8	10.9	10.2	6.9	
6-9	0.9	4.7	7.7	8.6	4.9	
10-19	0.8	3.7	8.4	10.2	5.0	
20-39	0.4	1.7	5.5	10.4	3.7	
40+	0.5	2.1	8.2	15.1	5.3	
N of Valid	2319	2118	1736	1285	7458	
N of Miss	82	40	23	24	169	

Table 132: On how many occasions have you had beer, wine or hard liquor to drink during the past 30 days?








Response	6	8	10	12	Total	
0	97.5	89.2	74.8	67.8	84.8	
1-2	2.0	6.7	13.3	15.1	8.2	
3-5	0.2	1.9	6.0	7.5	3.3	
6-9	0.1	1.0	2.8	4.2	1.7	
10-19	0.1	0.6	1.9	3.1	1.2	
20-39	0.0	0.3	0.5	0.9	0.4	
40+	0.0	0.3	0.7	1.3	0.5	
N of Valid	2310	2114	1725	1278	7427	
N of Miss	91	44	34	31	200	

Table 133: On how many occasions have you used marijuana (grass, pot) or hashish (hash, hash oil) in your lifetime?








Response	6	8	10	12	Total	
0	99.4	92.6	79.5	66.5	87.1	
1-2	0.5	3.3	5.2	7.8	3.6	
3-5	0.0	1.1	3.4	5.0	2.0	
6-9	0.0	0.9	2.5	2.9	1.3	
10-19	0.0	0.7	2.2	4.2	1.4	
20-39	0.0	0.3	1.6	3.1	1.0	
40+	0.1	1.2	5.6	10.5	3.5	
N of Valid	2308	2116	1727	1282	7433	
N of Miss	93	42	32	27	194	

Table 134: On how many occasions have you used marijuana (grass, pot) or hashish (hash, hash oil) during the past 30 days?








Response	6	8	10	12	Total	
0	99.8	97.5	90.9	85.5	94.6	
1-2	0.1	1.2	3.4	5.2	2.1	
3-5	0.0	0.5	1.8	2.7	1.0	
6-9	0.0	0.3	1.3	1.8	0.7	
10-19	0.0	0.1	0.9	1.0	0.4	
20-39	0.0	0.1	0.8	1.8	0.5	
40+	0.0	0.2	0.9	2.0	0.6	
N of Valid	2308	2116	1736	1280	7440	
N of Miss	93	42	23	29	187	

Table 135: On how many occasions have you used LSD or other psychedelics in your lifetime?






Response	6	8	10	12	Total	
0	99.9	99.0	97.5	94.3	98.1	
1-2	0.1	0.8	1.3	3.4	1.1	
3-5	0.0	0.0	0.5	0.9	0.3	
6-9	0.0	0.0	0.3	0.5	0.2	
10-19	0.0	0.1	0.3	0.7	0.2	
20-39	0.0	0.0	0.1	0.2	0.0	
40+	0.0	0.0	0.1	0.1	0.0	
N of Valid	2296	2117	1737	1282	7432	
N of Miss	105	41	22	27	195	

Table 136: On how many occasions have you used LSD or other psychedelics during the past 30 days?





Response	6	8	10	12	Total	
0	100.0	99.8	99.2	98.5	99.5	
1-2	0.0	0.1	0.7	1.1	0.4	
3-5	0.0	0.1	0.1	0.2	0.1	
6-9	0.0	0.0	0.1	0.2	0.1	
10-19	0.0	0.0	0.0	0.0	0.0	
20-39	0.0	0.0	0.0	0.0	0.0	
40+	0.0	0.0	0.0	0.0	0.0	
N of Valid	2298	2113	1737	1282	7430	
N of Miss	103	45	22	27	197	

Table 137: On how many occasions have you used cocaine or crack in your lifetime?








Response	6	8	10	12	Total	
0	99.8	98.8	97.7	94.6	98.1	
1-2	0.2	0.9	1.3	2.7	1.1	
3-5	0.0	0.2	0.6	1.1	0.4	
6-9	0.0	0.0	0.1	0.7	0.1	
10-19	0.0	0.0	0.0	0.5	0.1	
20-39	0.0	0.0	0.1	0.1	0.1	
40+	0.0	0.1	0.2	0.3	0.1	
N of Valid	2306	2116	1737	1282	7441	
N of Miss	95	42	22	27	186	

Table 138: On how many occasions have you used cocaine or crack during the past 30 days?




Response	6	8	10	12	Total	
0	99.9	99.8	99.7	98.8	99.6	
1-2	0.1	0.1	0.1	0.9	0.2	
3-5	0.0	0.0	0.1	0.2	0.1	
6-9	0.0	0.0	0.1	0.1	0.0	
10-19	0.0	0.0	0.1	0.0	0.0	
20-39	0.0	0.0	0.0	0.0	0.0	
40+	0.0	0.0	0.0	0.0	0.0	
N of Valid	2298	2112	1730	1281	7421	
N of Miss	103	46	29	28	206	

Table 139: On how many occasions have you sniffed glue, breathed the contents of an aerosol spray can, or inhaled other gases or sprays, in order to get high in your lifetime?








Response	6	8	10	12	Total	
0	92.6	85.3	88.1	86.9	88.5	
1-2	5.1	8.5	6.2	7.5	6.7	
3-5	0.9	2.8	2.0	2.0	1.9	
6-9	0.6	1.4	1.6	1.6	1.2	
10-19	0.4	0.9	0.9	1.0	0.8	
20-39	0.1	0.5	0.3	0.3	0.3	
40+	0.3	0.7	0.9	0.6	0.6	
N of Valid	2294	2116	1734	1282	7426	
N of Miss	107	42	25	27	201	

Table 140: On how many occasions have you sniffed glue, breathed the contents of an aerosol spray can, or inhaled other gases or sprays, in order to get high during the past 30 days?

Response	6	8	10	12	Total	
0	97.1	95.0	96.9	97.6	96.6	
1-2	2.1	3.2	1.7	1.6	2.2	
3-5	0.4	0.9	0.7	0.3	0.6	
6-9	0.2	0.6	0.4	0.2	0.4	
10-19	0.1	0.1	0.2	0.2	0.1	
20-39	0.0	0.1	0.0	0.0	0.0	
40+	0.0	0.0	0.1	0.1	0.1	
N of Valid	2295	2107	1737	1283	7422	
N of Miss	106	51	22	26	205	

Table 141: On how many occasions have you used phenoxydine (pox, px, breeze) in your lifetime?

Response	6	8	10	12	Total	
0	100.0	100.0	100.0	100.0	100.0	
1-2	0.0	0.0	0.0	0.0	0.0	
3-5	0.0	0.0	0.0	0.0	0.0	
6-9	0.0	0.0	0.0	0.0	0.0	
10-19	0.0	0.0	0.0	0.0	0.0	
20-39	0.0	0.0	0.0	0.0	0.0	
40+	0.0	0.0	0.0	0.0	0.0	
N of Valid	2279	2106	1736	1280	7401	
N of Miss	122	52	23	29	226	

Table 142: On how many occasions have you used phenoxydine (pox, px, breeze) during the past 30 days?


Response	6	8	10	12	Total	
0	100.0	100.0	100.0	100.0	100.0	
1-2	0.0	0.0	0.0	0.0	0.0	
3-5	0.0	0.0	0.0	0.0	0.0	
6-9	0.0	0.0	0.0	0.0	0.0	
10-19	0.0	0.0	0.0	0.0	0.0	
20-39	0.0	0.0	0.0	0.0	0.0	
40+	0.0	0.0	0.0	0.0	0.0	
N of Valid	2281	2104	1734	1280	7399	
N of Miss	120	54	25	29	228	

Table 143: On how many occasions have you used sedatives (tranquilizers, such as Valium or Xanax, barbiturates, or sleeping pills) without a doctor telling you to take them, in your lifetime?








Response	6	8	10	12	Total	
0	96.0	90.4	86.1	81.5	89.6	
1-2	2.5	5.1	5.0	5.7	4.4	
3-5	0.7	2.2	2.8	3.3	2.1	
6-9	0.2	0.8	2.1	2.9	1.3	
10-19	0.1	0.7	1.2	2.8	1.0	
20-39	0.1	0.3	1.2	1.1	0.6	
40+	0.3	0.5	1.6	2.7	1.1	
N of Valid	2290	2111	1734	1281	7416	
N of Miss	111	47	25	28	211	

Table 144: On how many occasions have you used sedatives (tranquilizers, such as Valium or Xanax, barbiturates, or sleeping pills) without a doctor telling you to take them, during the past 30 days?








Response	6	8	10	12	Total	
0	98.5	96.6	93.3	92.4	95.7	
1-2	1.0	2.2	3.6	4.3	2.5	
3-5	0.2	0.5	1.4	1.8	0.8	
6-9	0.0	0.3	0.7	0.8	0.4	
10-19	0.0	0.2	0.6	0.4	0.3	
20-39	0.1	0.0	0.4	0.2	0.2	
40+	0.1	0.0	0.0	0.2	0.1	
N of Valid	2290	2109	1737	1282	7418	
N of Miss	111	49	22	27	209	

Table 145: On how many occasions have you used Methamphetamines (meth, speed, crank, crystal meth) in your lifetime?








Response	6	8	10	12	Total	
0	99.8	99.1	98.2	95.7	98.5	
1-2	0.1	0.6	1.0	1.3	0.7	
3-5	0.0	0.1	0.4	1.2	0.4	
6-9	0.0	0.1	0.0	0.6	0.1	
10-19	0.0	0.0	0.1	0.5	0.1	
20-39	0.0	0.0	0.1	0.1	0.1	
40+	0.0	0.0	0.2	0.5	0.1	
N of Valid	2296	2108	1731	1283	7418	
N of Miss	105	50	28	26	209	

Table 146: On how many occasions have you used Methamphetamines (meth, speed, crank, crystal meth) in the past 30 days?



Response	6	8	10	12	Total	
0	99.9	99.8	99.5	99.1	99.6	
1-2	0.1	0.1	0.3	0.5	0.2	
3-5	0.0	0.0	0.0	0.2	0.0	
6-9	0.0	0.0	0.1	0.1	0.0	
10-19	0.0	0.0	0.0	0.1	0.0	
20-39	0.0	0.0	0.0	0.0	0.0	
40+	0.0	0.0	0.1	0.0	0.0	
N of Valid	2291	2104	1733	1283	7411	
N of Miss	110	54	26	26	216	

Table 147: On how many occasions have you used stimulants, other than Methamphetamines (such as amphetamines, Ritalin or Dexedrine) without a doctor telling you to take them, in your lifetime?








Response	6	8	10	12	Total	
0	99.7	98.6	95.6	92.0	97.1	
1-2	0.1	1.1	1.4	2.6	1.1	
3-5	0.1	0.1	0.9	1.3	0.5	
6-9	0.0	0.1	0.3	1.0	0.3	
10-19	0.0	0.0	0.6	1.6	0.4	
20-39	0.0	0.0	0.5	0.5	0.2	
40+	0.0	0.0	0.8	1.0	0.4	
N of Valid	2279	2108	1731	1282	7400	
N of Miss	122	50	28	27	227	

Table 148: On how many occasions have you used stimulants, other than Methamphetamines (such as amphetamines, Ritalin or Dexedrine) without a doctor telling you to take them, during the past 30 days?






Response	6	8	10	12	Total	
0	99.9	99.7	98.3	97.4	99.0	
1-2	0.0	0.2	1.0	1.6	0.6	
3-5	0.0	0.0	0.1	0.5	0.1	
6-9	0.0	0.1	0.3	0.2	0.1	
10-19	0.0	0.0	0.2	0.2	0.1	
20-39	0.0	0.0	0.2	0.0	0.0	
40+	0.0	0.0	0.0	0.0	0.0	
N of Valid	2278	2107	1735	1283	7403	
N of Miss	123	51	24	26	224	

Table 149: On how many occasions have you used heroin or other opiates in your lifetime?







Response	6	8	10	12	Total	
0	100.0	99.6	99.1	96.9	99.1	
1-2	0.0	0.2	0.2	1.5	0.4	
3-5	0.0	0.1	0.3	0.4	0.2	
6-9	0.0	0.0	0.2	0.4	0.1	
10-19	0.0	0.0	0.1	0.4	0.1	
20-39	0.0	0.0	0.0	0.2	0.0	
40+	0.0	0.0	0.1	0.2	0.1	
N of Valid	2262	2108	1734	1283	7387	
N of Miss	139	50	25	26	240	

Table 150: On how many occasions have you used heroin or other opiates during the past 30 days?




Response	6	8	10	12	Total	
0	100.0	99.8	99.8	99.2	99.8	
1-2	0.0	0.0	0.1	0.4	0.1	
3-5	0.0	0.1	0.1	0.2	0.1	
6-9	0.0	0.0	0.1	0.1	0.0	
10-19	0.0	0.0	0.1	0.1	0.0	
20-39	0.0	0.0	0.0	0.0	0.0	
40+	0.0	0.0	0.0	0.0	0.0	
N of Valid	2261	2102	1729	1282	7374	
N of Miss	140	56	30	27	253	

Table 151: On how many occasions have you used MDMA ('X', 'E', or ecstasy) in your lifetime?







Response	6	8	10	12	Total	
0	100.0	99.1	97.9	95.6	98.5	
1-2	0.0	0.6	1.4	2.9	1.0	
3-5	0.0	0.0	0.5	0.4	0.2	
6-9	0.0	0.0	0.1	0.3	0.1	
10-19	0.0	0.0	0.1	0.7	0.1	
20-39	0.0	0.0	0.1	0.0	0.0	
40+	0.0	0.1	0.1	0.2	0.1	
N of Valid	2245	2101	1729	1281	7356	
N of Miss	156	57	30	28	271	

Table 152: On how many occasions have you used MDMA ('X', 'E', or ecstasy) during the past 30 days?





Response	6	8	10	12	Total	
0	100.0	99.6	99.5	99.3	99.7	
1-2	0.0	0.2	0.2	0.5	0.2	
3-5	0.0	0.0	0.2	0.0	0.1	
6-9	0.0	0.1	0.0	0.2	0.1	
10-19	0.0	0.0	0.1	0.0	0.0	
20-39	0.0	0.0	0.0	0.0	0.0	
40+	0.0	0.0	0.0	0.0	0.0	
N of Valid	2238	2095	1723	1280	7336	
N of Miss	163	63	36	29	291	

Table 153: On how many occasions have you taken prescription drugs (such as Valium, Xanax, Ritalin, Adderall, OxyContin, Darvocet, or sleeping pills) on your own-that is, without a doctor telling you to take them in your lifetime?








Response	6	8	10	12	Total	
0	97.0	90.8	84.0	77.7	88.8	
1-2	1.9	5.0	5.3	6.6	4.4	
3-5	0.5	2.0	3.8	4.6	2.4	
6-9	0.1	0.7	2.1	3.3	1.3	
10-19	0.1	0.5	1.6	3.0	1.1	
20-39	0.1	0.4	0.6	1.4	0.5	
40+	0.3	0.5	2.5	3.5	1.4	
N of Valid	2266	2107	1726	1282	7381	
N of Miss	135	51	33	27	246	

Table 154: On how many occasions have you taken prescription drugs (such as Valium, Xanax, Ritalin, Adderall, OxyContin, Darvocet, or sleeping pills) on your own-that is, without a doctor telling you to take them during the past 30 days?








Response	6	8	10	12	Total	
0	98.8	96.9	92.6	90.3	95.3	
1-2	0.7	1.9	3.8	5.6	2.6	
3-5	0.2	0.7	1.3	2.4	1.0	
6-9	0.1	0.1	0.9	0.5	0.4	
10-19	0.0	0.1	0.6	0.5	0.3	
20-39	0.1	0.1	0.5	0.4	0.2	
40+	0.1	0.1	0.3	0.2	0.2	
N of Valid	2269	2102	1732	1283	7386	
N of Miss	132	56	27	26	241	

Table 155: On how many occasions have you taken non-prescription medicines such as diet pills (for example, Dietac, Dexatrim or Prolamine), stay-awake pills (for example No-Doz, Vivarin, or Wake), or cough or cold medicines (robos, DXM, etc.) to get high in your lifetime?








Response	6	8	10	12	Total	
0	98.1	94.9	92.0	89.4	94.3	
1-2	0.8	1.9	2.6	3.7	2.0	
3-5	0.4	1.0	2.1	2.0	1.2	
6-9	0.3	0.6	1.0	1.6	0.7	
10-19	0.1	0.6	0.9	1.2	0.6	
20-39	0.1	0.3	0.7	0.7	0.4	
40+	0.2	0.8	0.7	1.3	0.7	
N of Valid	2267	2104	1733	1281	7385	
N of Miss	134	54	26	28	242	

Table 156: On how many occasions have you taken non-prescription medicines such as diet pills (for example, Dietac, Dexatrim or Prolamine), stay-awake pills (for example No-Doz, Vivarin, or Wake), or cough or cold medicines (robos, DXM, etc.) to get high during the past 30 days?








Response	6	8	10	12	Total	
0	99.3	97.5	96.0	96.3	97.5	
1-2	0.4	1.4	2.3	2.1	1.4	
3-5	0.1	0.3	0.9	0.5	0.4	
6-9	0.1	0.2	0.5	0.6	0.3	
10-19	0.0	0.4	0.1	0.3	0.2	
20-39	0.0	0.1	0.1	0.0	0.1	
40+	0.0	0.0	0.1	0.2	0.1	
N of Valid	2264	2101	1726	1281	7372	
N of Miss	137	57	33	28	255	

Table 157: On how many occasions have you been drunk or very high from drinking alcoholic beverages during the past 30 days?








Response	6	8	10	12	Total	
0	99.3	93.2	84.5	78.8	90.5	
1-2	0.5	4.6	7.3	9.9	4.9	
3-5	0.0	1.2	4.0	5.2	2.2	
6-9	0.0	0.5	1.6	3.0	1.0	
10-19	0.0	0.2	1.3	1.4	0.6	
20-39	0.0	0.1	0.3	0.9	0.3	
40+	0.1	0.2	0.9	0.8	0.4	
N of Valid	2276	2108	1731	1281	7396	
N of Miss	125	50	28	28	231	

Table 158: Think back over the last two weeks. How many times have you had five or more alcoholic drinks in a row?







Response	6	8	10	12	Total	
None	97.8	93.1	83.4	78.2	89.7	
Once	1.3	2.9	6.5	9.1	4.3	
Twice	0.5	1.9	3.6	5.5	2.5	
3-5 times	0.3	1.5	3.4	4.5	2.1	
6-9 times	0.0	0.2	1.6	1.3	0.7	
10 or more times	0.1	0.4	1.5	1.3	0.7	
N of Valid	2260	2085	1730	1284	7359	
N of Miss	141	73	29	25	268	

Table 159: Have you ever used smokeless tobacco (chew, snuff, plug, dipping tobacco, or chewing tobacco)?






Response	6	8	10	12	Total	
Never	96.6	92.9	86.7	83.2	90.9	
Once or Twice	2.4	5.0	6.5	8.1	5.1	
Once in a while but not regularly	0.4	1.2	2.7	3.3	1.7	
Regularly in the past	0.4	0.3	1.8	2.4	1.1	
Regularly now	0.2	0.6	2.3	3.0	1.3	
N of Valid	2244	2084	1728	1282	7338	
N of Miss	157	74	31	27	289	

Table 160: How often have you taken smokeless tobacco during the past 30 days?







Response	6	8	10	12	Total	
Not at all	99.2	97.5	94.5	92.6	96.4	
Once or twice	0.6	1.6	2.4	2.9	1.7	
Once or twice per week	0.0	0.2	0.7	0.9	0.4	
Three to five times per week	0.0	0.1	0.5	0.6	0.3	
About once a day	0.0	0.2	0.6	0.8	0.3	
More than once a day	0.0	0.4	1.4	2.3	0.9	
N of Valid	2244	2086	1730	1283	7343	
N of Miss	157	72	29	26	284	

Table 161: Have you ever smoked cigarettes?






Response	6	8	10	12	Total	
Never	94.4	81.6	69.6	59.1	78.7	
Once or Twice	4.4	11.1	14.7	15.8	10.7	
Once in a while but not regularly	0.6	3.8	7.2	11.2	4.9	
Regularly in the past	0.5	2.0	4.1	5.5	2.7	
Regularly now	0.1	1.4	4.3	8.4	2.9	
N of Valid	2236	2079	1726	1281	7322	
N of Miss	165	79	33	28	305	

Table 162: How frequently have you smoked cigarettes during the past 30 days?








Response	6	8	10	12	Total	
Not at all	99.4	95.0	89.7	81.3	92.7	
Less than one cigarette per day	0.4	2.6	5.2	8.7	3.6	
One to five cigarettes per day	0.1	1.5	3.1	6.2	2.3	
About one-half pack per day	0.0	0.3	0.7	2.2	0.7	
About one pack per day	0.0	0.2	1.0	1.3	0.5	
About one and one-half packs per day	0.0	0.1	0.2	0.1	0.1	
Two packs or more per day	0.0	0.1	0.2	0.2	0.1	
N of Valid	2243	2077	1731	1282	7333	
N of Miss	158	81	28	27	294	

Table 163: During the last month, about how many marijuana cigarettes, or the equivalent, did you smoke a day, on the average?








Response	6	8	10	12	Total	
None	99.4	96.6	90.2	86.7	94.2	
Less than 1 a day	0.4	1.3	4.6	5.8	2.6	
1 a day	0.1	0.6	1.6	1.9	0.9	
2-3 a day	0.0	1.0	1.9	3.5	1.3	
4-6 a day	0.0	0.3	0.8	0.9	0.4	
7-10 a day	0.0	0.0	0.2	0.5	0.2	
11 or more a day	0.0	0.1	0.8	0.8	0.4	
N of Valid	2236	2075	1729	1282	7322	
N of Miss	165	83	30	27	305	

Table 164: If you drank alcohol (not just a sip or taste) in the past year, how did you usually get it?













Response	6	8	10	12	Total	
I did not drink alcohol in the past year	92.7	78.0	56.9	46.0	72.0	
I bought it myself with a fake ID	0.1	0.1	0.2	0.5	0.2	
I bought it myself without a fake ID	0.0	0.1	0.3	0.6	0.2	
I got it from someone I know age 21 or older	0.5	3.8	11.3	23.4	8.0	
I got it from someone I know under age 21	0.4	2.3	7.4	7.9	3.9	
I got it from my brother or sister	0.3	0.9	1.4	1.6	0.9	
I got it from home with my parents' permission	2.1	5.1	6.5	6.7	4.8	
I got it from home without my parents' permission	0.7	3.1	2.8	1.6	2.0	
I got it from another relative	0.3	1.9	2.0	1.5	1.4	
A stranger bought it for me	0.0	0.3	0.9	1.3	0.5	
I took it from a store or shop	0.1	0.2	0.4	0.2	0.2	
Other	2.7	4.1	9.9	8.7	5.8	
N of Valid	2199	2040	1685	1253	7177	
N of Miss	202	118	74	56	450	

Table 165: If you drank alcohol (not just a sip or taste) in the past year, where did you usually drink it?

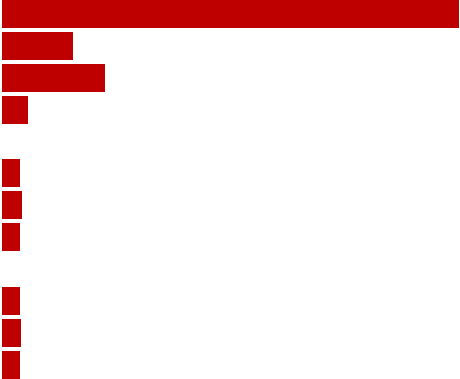
Response	6	8	10	12	Total	
I did not drink alcohol in the past year	93.9	78.6	58.5	46.3	72.9	
at my home	3.2	9.7	12.5	13.5	9.0	
at someone else's home	1.9	8.3	23.8	33.8	14.4	
at an open area like a park, beach, field, back road, woods, or a street corner	0.5	1.5	2.1	3.1	1.6	
at a sporting event or concert	0.0	0.3	0.5	0.4	0.3	
at a restaurant, bar, or a nightclub	0.1	0.6	1.1	0.7	0.6	
at an empty building or a construction site	0.2	0.2	0.2	0.3	0.2	
at a hotel/motel	0.1	0.1	0.4	0.9	0.3	
in a car	0.1	0.4	0.4	0.7	0.4	
at school	0.1	0.1	0.5	0.2	0.2	
N of Valid	2183	2023	1669	1241	7116	
N of Miss	218	135	90	68	511	

Table 166: If you smoked cigarettes (not just a puff or drag) in the past year, how did you usually get them?













Response	6	8	10	12	Total	
I did not smoke cigarettes in the past year	96.7	90.2	82.2	73.0	87.3	
I bought them myself with a fake ID	0.1	0.0	0.1	0.2	0.1	
I bought them myself without a fake ID	0.0	0.0	0.7	4.4	0.9	
I got them from someone I know age 18 or older	0.4	1.6	6.3	13.1	4.4	
I got them from someone I know under age 18	0.4	2.4	3.1	2.5	2.0	
I got them from my brother or sister	0.1	0.7	1.0	0.5	0.5	
I got them from home with my parents' permission	0.1	0.2	0.4	0.7	0.3	
I got them from home without my parents' permission	0.3	1.4	1.2	0.5	0.9	
I got them from another relative	0.1	0.4	1.0	0.2	0.4	
A stranger bought them for me	0.0	0.4	0.6	0.1	0.3	
I took them from a store or shop	0.1	0.1	0.2	0.2	0.2	
Other	1.7	2.6	3.3	4.7	2.8	
N of Valid	2179	2037	1687	1261	7164	
N of Miss	222	121	72	48	463	

Table 167: If you smoked cigarettes (not just a puff or drag) in the past year, where did you usually smoke them?










Response	6	8	10	12	Total	
I did not smoke cigarettes in the past year	97.9	90.4	84.0	74.5	88.4	
at my home	0.6	2.5	4.4	5.8	2.9	
at someone else's home	0.7	2.7	4.9	6.3	3.2	
at an open area like a park, beach, field, back road, woods, or a street corner	0.5	3.2	4.3	5.1	3.0	
at a sporting event or concert	0.0	0.2	0.1	0.4	0.1	
at a restaurant, bar, or a nightclub	0.0	0.0	0.1	0.6	0.1	
at an empty building or a construction site	0.2	0.2	0.2	0.1	0.2	
at a hotel/motel	0.0	0.0	0.0	0.1	0.0	
in a car	0.0	0.5	1.8	7.1	1.8	
at school	0.1	0.2	0.3	0.2	0.2	
N of Valid	2178	2031	1666	1246	7121	
N of Miss	223	127	93	63	506	

Table 168: During the past 30 days, how many times did you ride in a car or other vehicle driven by someone who had been drinking alcohol?






Response	6	8	10	12	Total	
0 times	85.8	76.5	76.8	79.8	80.0	
1 time	6.9	11.3	9.8	9.9	9.4	
2 or 3 times	4.0	6.7	8.0	6.3	6.1	
4 or 5 times	0.8	2.3	2.2	2.0	1.8	
6 or more times	2.5	3.2	3.2	2.0	2.8	
N of Valid	2203	2063	1717	1281	7264	
N of Miss	198	95	42	28	363	

Table 169: During the past 30 days, how many times did you drive a car or other vehicle when you had been drinking alcohol?







Response	6	8	10	12	Total	
I did not drive a car in the past 30 days	64.3	67.5	51.3	28.3	55.7	
0 times	34.1	29.5	44.1	61.2	40.0	
1 time	0.6	1.5	2.1	6.3	2.2	
2 or 3 times	0.6	0.8	1.4	2.8	1.2	
4 or 5 times	0.1	0.2	0.5	0.9	0.4	
6 or more times	0.3	0.5	0.6	0.6	0.5	
N of Valid	2120	2023	1693	1271	7107	
N of Miss	281	135	66	38	520	

Table 170: How wrong would most adults (over 21) in your neighborhood think it is for kids your age: to use marijuana?





Response	6	8	10	12	Total	
Very wrong	92.7	84.8	75.2	72.9	82.8	
Wrong	5.3	9.9	13.9	16.9	10.7	
A little bit wrong	1.5	3.4	8.1	7.4	4.6	
Not wrong at all	0.6	1.8	2.9	2.8	1.9	
N of Valid	2201	2059	1714	1278	7252	
N of Miss	200	99	45	31	375	

Table 171: How wrong would most adults (over 21) in your neighborhood think it is for kids your age: to drink alcohol?





Response	6	8	10	12	Total	
Very wrong	82.4	68.6	53.9	50.4	66.1	
Wrong	10.9	16.7	23.6	23.9	17.8	
A little bit wrong	5.4	10.3	17.0	19.4	12.0	
Not wrong at all	1.4	4.4	5.6	6.3	4.1	
N of Valid	2193	2061	1711	1279	7244	
N of Miss	208	97	48	30	383	

Table 172: How wrong would most adults (over 21) in your neighborhood think it is for kids your age: to smoke cigarettes?





Response	6	8	10	12	Total	
Very wrong	85.0	72.3	60.6	50.5	69.5	
Wrong	9.9	17.2	22.1	23.6	17.3	
A little bit wrong	3.8	7.1	12.2	18.2	9.3	
Not wrong at all	1.3	3.4	5.1	7.7	3.9	
N of Valid	2195	2058	1712	1278	7243	
N of Miss	206	100	47	31	384	

Table 173: How much do each of the following statements describe your neighborhood? crime and/or drug selling





Response	6	8	10	12	Total	
NO!	86.0	77.4	72.3	71.4	77.8	
no	9.5	15.7	18.2	18.6	14.9	
yes	3.2	4.9	7.1	7.9	5.4	
YES!	1.3	2.0	2.5	2.1	1.9	
N of Valid	2190	2057	1712	1276	7235	
N of Miss	211	101	47	33	392	

Table 174: How much do each of the following statements describe your neighborhood? fights





Response	6	8	10	12	Total	
NO!	73.0	67.2	66.8	70.3	69.4	
no	14.6	19.1	20.5	20.8	18.4	
yes	9.5	10.5	10.0	7.3	9.5	
YES!	2.9	3.3	2.8	1.6	2.7	
N of Valid	2185	2055	1708	1274	7222	
N of Miss	216	103	51	35	405	

Table 175: How much do each of the following statements describe your neighborhood? lots of empty or abandoned buildings





Response	6	8	10	12	Total	
NO!	79.1	74.4	72.5	74.9	75.5	
no	13.9	18.8	20.6	20.7	18.1	
yes	5.4	5.3	5.1	3.3	4.9	
YES!	1.6	1.5	1.8	1.1	1.5	
N of Valid	2186	2055	1711	1272	7224	
N of Miss	215	103	48	37	403	

Table 176: How much do each of the following statements describe your neighborhood? lots of graffiti





Response	6	8	10	12	Total	
NO!	84.1	78.3	74.8	79.1	79.4	
no	10.7	15.1	19.6	17.6	15.3	
yes	3.4	4.6	3.8	2.0	3.6	
YES!	1.8	1.9	1.9	1.3	1.8	
N of Valid	2149	2055	1713	1270	7187	
N of Miss	252	103	46	39	440	

Table 177: If I had to move, I would miss the neighborhood I now live in.





Response	6	8	10	12	Total	
NO!	11.4	12.6	16.0	14.1	13.3	
no	10.9	16.1	21.7	21.0	16.7	
yes	27.9	32.5	34.4	37.4	32.4	
YES!	49.8	38.9	27.9	27.5	37.6	
N of Valid	2185	2059	1708	1272	7224	
N of Miss	216	99	51	37	403	

Table 178: My neighbors notice when I am doing a good job and let me know about it.

Response	6	8	10	12	Total	
NO!	33.7	36.9	38.9	40.8	37.1	
no	30.8	34.2	38.2	35.3	34.3	
yes	21.6	20.0	16.1	18.6	19.3	
YES!	13.8	8.9	6.8	5.4	9.2	
N of Valid	2158	2053	1702	1270	7183	
N of Miss	243	105	57	39	444	

Table 179: I like my neighborhood.

Response	6	8	10	12	Total	
NO!	6.9	9.9	11.6	10.2	9.4	
no	8.0	12.0	15.6	13.6	12.0	
yes	34.8	39.9	46.5	51.0	41.9	
YES!	50.2	38.1	26.3	25.3	36.7	
N of Valid	2168	2043	1700	1267	7178	
N of Miss	233	115	59	42	449	

Table 180: There are lots of adults in my neighborhood I could talk to about something important.

Response	6	8	10	12	Total	
NO!	23.4	28.1	30.6	32.2	28.0	
no	24.9	28.8	33.1	34.1	29.6	
yes	26.1	26.5	24.4	24.2	25.5	
YES!	25.6	16.6	11.9	9.5	16.9	
N of Valid	2139	2047	1700	1268	7154	
N of Miss	262	111	59	41	473	

Table 181: I'd like to get out of my neighborhood.





Response	6	8	10	12	Total	
NO!	55.7	42.6	30.8	28.7	41.3	
no	26.7	35.1	40.0	42.7	35.1	
yes	10.7	13.1	17.8	18.5	14.5	
YES!	6.9	9.3	11.4	10.1	9.2	
N of Valid	2159	2047	1700	1270	7176	
N of Miss	242	111	59	39	451	

Table 182: There are people in my neighborhood who are proud of me when I do something well.





Response	6	8	10	12	Total	
NO!	21.6	24.6	28.1	29.8	25.5	
no	23.9	28.9	32.5	31.0	28.6	
yes	32.6	32.3	29.9	30.6	31.5	
YES!	22.0	14.1	9.4	8.6	14.4	
N of Valid	2147	2042	1694	1271	7154	
N of Miss	254	116	65	38	473	

Table 183: There are people in my neighborhood who encourage me to do my best.





Response	6	8	10	12	Total	
NO!	20.9	24.7	27.8	30.0	25.2	
no	21.5	25.2	30.6	29.8	26.2	
yes	30.4	32.7	29.4	31.1	31.0	
YES!	27.1	17.4	12.2	9.1	17.6	
N of Valid	2148	2050	1700	1268	7166	
N of Miss	253	108	59	41	461	

Table 184: I feel safe in my neighborhood.





Response	6	8	10	12	Total	
NO!	7.0	5.9	7.7	5.8	6.6	
no	9.5	11.3	10.7	8.3	10.1	
yes	32.5	39.8	45.3	47.7	40.3	
YES!	51.1	43.0	36.3	38.2	43.0	
N of Valid	2158	2051	1699	1265	7173	
N of Miss	243	107	60	44	454	

Table 185: Which of the following activities for people your age are available in your community? sports teams?



Response	6	8	10	12	Total	
No	14.6	12.1	11.8	10.0	12.4	
Yes	85.4	87.9	88.2	90.0	87.6	
N of Valid	2137	2050	1701	1272	7160	
N of Miss	264	108	58	37	467	

Table 186: Which of the following activities for people your age are available in your community? scouting?



Response	6	8	10	12	Total	
No	40.1	39.6	38.5	30.3	37.8	
Yes	59.9	60.4	61.5	69.7	62.2	
N of Valid	2060	2007	1677	1265	7009	
N of Miss	341	151	82	44	618	

Table 187: Which of the following activities for people your age are available in your community? boys and girls clubs?



Response	6	8	10	12	Total	
No	22.8	22.3	23.0	19.5	22.1	
Yes	77.2	77.7	77.0	80.5	77.9	
N of Valid	2113	2035	1685	1270	7103	
N of Miss	288	123	74	39	524	

Table 188: Which of the following activities for people your age are available in your community? 4-H clubs?



Response	6	8	10	12	Total	
No	62.6	56.4	44.7	39.2	52.1	
Yes	37.4	43.6	55.3	60.8	47.9	
N of Valid	1886	1937	1658	1251	6732	
N of Miss	515	221	101	58	895	

Table 189: Which of the following activities for people your age are available in your community? service clubs?



Response	6	8	10	12	Total	
No	44.6	43.7	32.4	26.7	38.1	
Yes	55.4	56.3	67.6	73.3	61.9	
N of Valid	1969	1983	1668	1256	6876	
N of Miss	432	175	91	53	751	

Table 190: If a kid smoked marijuana in your neighborhood would he or she be caught by the police?





Response	6	8	10	12	Total	
NO!	9.6	13.4	18.3	21.9	14.9	
no	18.1	30.3	43.9	46.6	32.8	
yes	29.9	30.4	25.5	22.3	27.7	
YES!	42.3	25.9	12.4	9.2	24.6	
N of Valid	2131	2041	1687	1267	7126	
N of Miss	270	117	72	42	501	

Table 191: If a kid drank some beer, wine or hard liquor (for example, vodka, whiskey, or gin) in your neighborhood would he or she be caught by the police?





Response	6	8	10	12	Total	
NO!	11.8	18.4	24.1	27.4	19.4	
no	24.1	38.9	50.7	49.7	39.2	
yes	29.5	25.6	16.4	16.6	23.0	
YES!	34.6	17.1	8.8	6.3	18.4	
N of Valid	2121	2033	1691	1267	7112	
N of Miss	280	125	68	42	515	

Table 192: If a kid carried a handgun in your neighborhood would he or she be caught by the police?





Response	6	8	10	12	Total	
NO!	9.4	11.8	15.9	18.3	13.2	
no	14.2	23.8	33.2	33.8	25.0	
yes	27.4	29.8	28.8	29.5	28.8	
YES!	49.1	34.6	22.1	18.4	33.1	
N of Valid	2120	2035	1683	1267	7105	
N of Miss	281	123	76	42	522	

Table 193: If you wanted to get some cigarettes, how easy would it be for you to get some?





Response	6	8	10	12	Total	
Very hard	75.6	51.8	30.5	12.5	46.6	
Sort of hard	9.5	16.2	14.3	9.8	12.6	
Sort of easy	7.6	16.6	23.3	18.8	16.0	
Very easy	7.4	15.3	31.9	58.9	24.8	
N of Valid	2049	2019	1685	1264	7017	
N of Miss	352	139	74	45	610	

Table 194: If you wanted to get some beer, wine or hard liquor (for example, vodka, whiskey, or gin), how easy would it be for you to get some?





Response	6	8	10	12	Total	
Very hard	69.8	42.3	22.7	12.2	40.2	
Sort of hard	13.7	18.1	14.4	15.5	15.5	
Sort of easy	8.2	19.7	26.7	28.6	19.6	
Very easy	8.3	19.9	36.2	43.7	24.7	
N of Valid	2041	2017	1681	1263	7002	
N of Miss	360	141	78	46	625	

Table 195: If you wanted to get a drug like cocaine, LSD, or amphetamines, how easy would it be for you to get some?





Response	6	8	10	12	Total	
Very hard	93.2	83.0	61.3	45.3	74.0	
Sort of hard	3.8	8.6	18.6	27.5	13.0	
Sort of easy	1.6	5.0	11.4	14.5	7.3	
Very easy	1.4	3.4	8.8	12.7	5.8	
N of Valid	2040	2021	1680	1262	7003	
N of Miss	361	137	79	47	624	

Table 196: If you wanted to get a handgun, how easy would it be for you to get one?





Response	6	8	10	12	Total	
Very hard	80.6	69.1	58.4	47.3	66.0	
Sort of hard	8.7	13.3	19.2	23.2	15.2	
Sort of easy	5.2	8.7	9.9	13.1	8.8	
Very easy	5.4	9.0	12.5	16.5	10.1	
N of Valid	2040	2017	1674	1261	6992	
N of Miss	361	141	85	48	635	

Table 197: If you wanted to get some marijuana, how easy would it be for you to get some?





Response	6	8	10	12	Total	
Very hard	93.1	75.0	45.7	24.5	64.1	
Sort of hard	3.1	9.1	11.2	13.2	8.6	
Sort of easy	1.8	7.2	16.4	20.2	10.2	
Very easy	2.0	8.7	26.7	42.0	17.1	
N of Valid	2033	2016	1676	1261	6986	
N of Miss	368	142	83	48	641	

Table 198: During the past 12 months, have you participated in any alcohol prevention programs or seen any alcohol prevention messages in your school or community?
Yes, a school-based program focused on preventing underage drinking and/or drinking and driving.



Response	6	8	10	12	Total	
No	64.3	68.8	83.2	87.0	73.8	
Yes	35.7	31.2	16.8	13.0	26.2	
N of Valid	2401	2158	1759	1309	7627	
N of Miss	0	0	0	0	0	

Table 199: During the past 12 months, have you participated in any alcohol prevention programs or seen any alcohol prevention messages in your school or community? Yes, a community-based program focused on preventing underage drinking and/or drinking and driving (for example, through your church or temple or through youth groups like Boys and Girls Club or 4-H).



Response	6	8	10	12	Total	
No	89.0	88.8	92.3	94.9	90.7	
Yes	11.0	11.2	7.7	5.1	9.3	
N of Valid	2401	2158	1759	1309	7627	
N of Miss	0	0	0	0	0	

Table 200: During the past 12 months, have you participated in any alcohol prevention programs or seen any alcohol prevention messages in your school or community? Yes, a media campaign addressing underage drinking and/or drinking and driving (for example, newspaper ads, posters, pamphlets, radio, TV).



Response	6	8	10	12	Total	
No	87.0	82.9	82.8	83.3	84.2	
Yes	13.0	17.1	17.2	16.7	15.8	
N of Valid	2401	2158	1759	1309	7627	
N of Miss	0	0	0	0	0	

Table 201: During the past 12 months, have you participated in any alcohol prevention programs or seen any alcohol prevention messages in your school or community? No



Response	6	8	10	12	Total	
No	59.9	51.1	35.7	32.0	47.0	
Yes	40.1	48.9	64.3	68.0	53.0	
N of Valid	2401	2158	1759	1309	7627	
N of Miss	0	0	0	0	0	

Table 202: How wrong do your parents feel it would be for YOU to: drink beer, wine or hard liquor (for example, vodka, whiskey or gin) regularly?





Response	6	8	10	12	Total	
Very wrong	90.0	78.4	64.6	56.9	74.7	
Wrong	6.8	13.7	19.0	21.0	14.2	
A little bit wrong	2.6	6.1	12.8	17.3	8.7	
Not wrong at all	0.6	1.8	3.5	4.8	2.4	
N of Valid	2070	2033	1691	1258	7052	
N of Miss	331	125	68	51	575	

Table 203: How wrong do your parents feel it would be for YOU to: smoke cigarettes?





Response	6	8	10	12	Total	
Very wrong	94.9	88.9	79.1	67.5	84.5	
Wrong	3.6	8.3	13.2	19.8	10.2	
A little bit wrong	0.8	1.7	5.0	8.9	3.5	
Not wrong at all	0.7	1.1	2.7	3.8	1.9	
N of Valid	2067	2028	1688	1260	7043	
N of Miss	334	130	71	49	584	

Table 204: How wrong do your parents feel it would be for YOU to: smoke marijuana?





Response	6	8	10	12	Total	
Very wrong	98.4	95.1	87.1	84.8	92.3	
Wrong	0.8	2.7	6.6	8.2	4.1	
A little bit wrong	0.4	1.6	3.9	4.6	2.3	
Not wrong at all	0.4	0.6	2.3	2.4	1.3	
N of Valid	2042	2016	1672	1257	6987	
N of Miss	359	142	87	52	640	

Table 205: How wrong do your parents feel it would be for YOU to: steal something worth more than \$5?

Response	6	8	10	12	Total	
Very wrong	87.8	82.5	80.7	83.0	83.7	
Wrong	9.8	12.9	14.1	13.7	12.4	
A little bit wrong	2.0	3.5	4.1	2.2	3.0	
Not wrong at all	0.5	1.1	1.1	1.0	0.9	
N of Valid	2051	2020	1682	1256	7009	
N of Miss	350	138	77	53	618	

Table 206: How wrong do your parents feel it would be for YOU to: draw graffiti, write things, or draw pictures on buildings or other property (without the owner's permission)?

Response	6	8	10	12	Total	
Very wrong	93.5	86.5	82.2	81.4	86.6	
Wrong	4.1	9.3	11.7	14.4	9.3	
A little bit wrong	1.6	2.9	4.1	2.7	2.8	
Not wrong at all	0.7	1.3	2.0	1.4	1.3	
N of Valid	2059	2025	1687	1260	7031	
N of Miss	342	133	72	49	596	

Table 207: How wrong do your parents feel it would be for YOU to: pick a fight with someone?

Response	6	8	10	12	Total	
Very wrong	74.9	58.2	51.4	56.2	61.1	
Wrong	17.3	25.0	26.1	26.2	23.3	
A little bit wrong	6.2	13.6	17.6	14.5	12.6	
Not wrong at all	1.6	3.2	4.8	3.1	3.1	
N of Valid	2057	2024	1691	1260	7032	
N of Miss	344	134	68	49	595	

Table 208: During the past 12 months, have you talked with at least one of your parents about the dangers of underage drinking and/or drinking and driving? By parents, we mean either your biological parents, adoptive parents, stepparents, or adult guardians - whether or not they live with you.



Response	6	8	10	12	Total	
No	42.4	49.7	51.3	52.9	48.6	
Yes	57.6	50.3	48.7	47.1	51.4	
N of Valid	1978	1985	1669	1244	6876	
N of Miss	423	173	90	65	751	

Table 209: Have any of your brothers or sisters ever: drunk beer, wine or hard liquor (for example, vodka, whiskey or gin)?




Response	6	8	10	12	Total	
No	78.0	60.7	48.3	37.8	58.6	
Yes	18.4	34.8	47.6	57.8	37.3	
I don't have any brothers or sisters	3.7	4.5	4.0	4.5	4.1	
N of Valid	2027	2013	1688	1258	6986	
N of Miss	374	145	71	51	641	

Table 210: Have any of your brothers or sisters ever: smoked marijuana?




Response	6	8	10	12	Total	
No	93.3	84.4	71.9	64.6	80.4	
Yes	3.1	11.2	24.1	30.9	15.5	
I don't have any brothers or sisters	3.6	4.4	4.0	4.5	4.1	
N of Valid	2018	2008	1685	1257	6968	
N of Miss	383	150	74	52	659	

Table 211: Have any of your brothers or sisters ever: smoked cigarettes?




Response	6	8	10	12	Total	
No	83.6	71.1	65.7	57.1	70.9	
Yes	12.8	24.5	30.4	38.2	25.0	
I don't have any brothers or sisters	3.6	4.3	3.9	4.7	4.1	
N of Valid	2017	2009	1683	1258	6967	
N of Miss	384	149	76	51	660	

Table 212: Have any of your brothers or sisters ever: taken a handgun to school?




Response	6	8	10	12	Total	
No	96.1	94.4	94.2	94.8	94.9	
Yes	0.3	1.2	1.8	0.8	1.0	
I don't have any brothers or sisters	3.5	4.4	4.0	4.4	4.0	
N of Valid	2018	2006	1683	1259	6966	
N of Miss	383	152	76	50	661	

Table 213: Have any of your brothers or sisters ever: been suspended or expelled from school?




Response	6	8	10	12	Total	
No	84.3	77.0	72.9	75.0	77.8	
Yes	12.1	18.6	23.1	20.6	18.2	
I don't have any brothers or sisters	3.5	4.4	4.1	4.4	4.1	
N of Valid	2017	2007	1678	1260	6962	
N of Miss	384	151	81	49	665	

Table 214: The rules in my family are clear.


Response	6	8	10	12	Total	
NO!	2.9	2.6	2.5	3.6	2.8	
no	6.1	9.3	9.5	9.4	8.4	
yes	28.3	37.1	43.6	43.2	37.3	
YES!	62.7	51.0	44.4	43.8	51.5	
N of Valid	2003	2009	1684	1260	6956	
N of Miss	398	149	75	49	671	

Table 215: People in my family often insult or yell at each other.

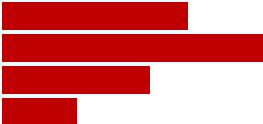
Response	6	8	10	12	Total	
NO!	37.7	26.5	21.9	23.2	28.0	
no	34.5	39.2	44.9	45.7	40.4	
yes	19.3	23.5	22.7	21.7	21.8	
YES!	8.5	10.9	10.6	9.4	9.8	
N of Valid	2004	2008	1684	1260	6956	
N of Miss	397	150	75	49	671	

Table 216: When I am not at home, one of my parents knows where I am and who I am with.


Response	6	8	10	12	Total	
NO!	3.4	2.3	3.5	4.0	3.2	
no	3.6	5.6	8.0	10.9	6.5	
yes	22.9	33.4	43.9	44.8	35.0	
YES!	70.3	58.7	44.5	40.3	55.3	
N of Valid	2000	2008	1677	1257	6942	
N of Miss	401	150	82	52	685	

Table 217: We argue about the same things in my family over and over.





Response	6	8	10	12	Total	
NO!	40.4	24.2	16.8	16.6	25.7	
no	32.1	35.6	37.1	38.6	35.5	
yes	18.3	26.4	31.6	31.0	26.2	
YES!	9.1	13.8	14.5	13.8	12.6	
N of Valid	1996	2004	1683	1257	6940	
N of Miss	405	154	76	52	687	

Table 218: If you drank some beer or wine or liquor (for example, vodka, whiskey, or gin) without your parents' permission, would you be caught by your parents?





Response	6	8	10	12	Total	
NO!	9.0	10.8	13.7	19.9	12.7	
no	5.2	19.3	36.7	43.3	23.8	
yes	14.2	25.1	25.5	20.7	21.3	
YES!	71.5	44.7	24.1	16.1	42.2	
N of Valid	1980	2014	1674	1261	6929	
N of Miss	421	144	85	48	698	

Table 219: My family has clear rules about alcohol and drug use.





Response	6	8	10	12	Total	
NO!	2.9	3.3	3.0	4.1	3.2	
no	4.3	7.7	11.4	12.5	8.5	
yes	12.8	24.6	35.7	37.3	26.2	
YES!	80.0	64.5	49.9	46.0	62.0	
N of Valid	1977	2018	1673	1262	6930	
N of Miss	424	140	86	47	697	

Table 220: If you carried a handgun without your parents' permission, would you be caught by your parents?





Response	6	8	10	12	Total	
NO!	5.3	5.9	7.6	9.4	6.8	
no	3.0	7.8	14.6	18.4	10.0	
yes	10.9	21.0	29.0	29.0	21.5	
YES!	80.9	65.3	48.9	43.2	61.7	
N of Valid	1972	2006	1668	1259	6905	
N of Miss	429	152	91	50	722	

Table 221: If you skipped school would you be caught by your parents?





Response	6	8	10	12	Total	
NO!	4.8	5.7	7.3	10.5	6.7	
no	5.1	10.6	18.9	24.1	13.5	
yes	13.9	22.5	31.8	30.5	23.7	
YES!	76.2	61.3	42.0	34.9	56.1	
N of Valid	1970	2011	1672	1261	6914	
N of Miss	431	147	87	48	713	

Table 222: Do you feel very close to your mother?





Response	6	8	10	12	Total	
NO!	3.8	6.6	7.9	8.0	6.4	
no	5.4	8.9	12.1	11.1	9.1	
yes	16.6	27.1	32.9	33.0	26.6	
YES!	74.1	57.5	47.1	47.9	57.9	
N of Valid	1950	1999	1665	1259	6873	
N of Miss	451	159	94	50	754	

Table 223: Do you share your thoughts and feelings with your mother?

Response	6	8	10	12	Total	
NO!	8.4	12.3	12.2	10.6	10.9	
no	13.7	21.0	24.4	20.8	19.8	
yes	26.4	31.2	32.5	35.5	30.9	
YES!	51.5	35.4	30.9	33.1	38.4	
N of Valid	1941	2003	1669	1257	6870	
N of Miss	460	155	90	52	757	

Table 224: My parents ask me what I think before most family decisions affecting me are made.

Response	6	8	10	12	Total	
NO!	9.7	12.8	12.1	12.1	11.6	
no	13.5	21.5	24.4	23.3	20.3	
yes	33.2	36.7	41.1	42.5	37.9	
YES!	43.6	29.0	22.4	22.0	30.2	
N of Valid	1907	1986	1660	1255	6808	
N of Miss	494	172	99	54	819	

Table 225: Do you share your thoughts and feelings with your father?

Response	6	8	10	12	Total	
NO!	16.4	20.7	21.2	20.9	19.6	
no	16.8	24.4	28.2	28.2	23.9	
yes	28.0	29.2	31.3	32.1	29.9	
YES!	38.9	25.8	19.3	18.8	26.6	
N of Valid	1935	1984	1663	1251	6833	
N of Miss	466	174	96	58	794	

Table 226: Do you enjoy spending time with your mother?

Response	6	8	10	12	Total	
NO!	3.1	5.0	6.0	6.3	4.9	
no	3.7	8.2	10.6	9.8	7.8	
yes	22.1	36.1	44.0	43.7	35.4	
YES!	71.1	50.7	39.4	40.3	51.8	
N of Valid	1952	1993	1665	1259	6869	
N of Miss	449	165	94	50	758	

Table 227: Do you enjoy spending time with your father?

Response	6	8	10	12	Total	
NO!	7.0	11.2	13.3	12.7	10.8	
no	4.7	7.4	13.0	11.8	8.8	
yes	21.8	33.2	39.5	43.4	33.4	
YES!	66.5	48.3	34.2	32.1	47.0	
N of Valid	1923	1971	1652	1252	6798	
N of Miss	478	187	107	57	829	

Table 228: If I had a personal problem, I could ask my mom or dad for help.

Response	6	8	10	12	Total	
NO!	5.8	9.1	9.7	8.3	8.2	
no	4.8	11.5	13.5	12.0	10.2	
yes	20.3	31.4	37.3	39.0	31.1	
YES!	69.1	48.1	39.4	40.7	50.6	
N of Valid	1944	1993	1663	1257	6857	
N of Miss	457	165	96	52	770	

Table 229: Do you feel very close to your father?

Response	6	8	10	12	Total	
NO!	8.5	12.6	16.6	15.4	12.9	
no	7.4	13.5	19.8	20.9	14.7	
yes	20.5	28.2	31.6	34.7	28.0	
YES!	63.6	45.7	32.1	29.0	44.4	
N of Valid	1916	1971	1655	1252	6794	
N of Miss	485	187	104	57	833	

Table 230: My parents give me lots of chances to do fun things with them.

Response	6	8	10	12	Total	
NO!	4.9	6.7	8.9	9.8	7.3	
no	9.6	17.7	22.2	26.2	18.1	
yes	26.2	34.3	41.8	39.2	34.7	
YES!	59.3	41.2	27.2	24.7	39.9	
N of Valid	1928	1986	1661	1261	6836	
N of Miss	473	172	98	48	791	

Table 231: My parents ask if I've gotten my homework done.

Response	6	8	10	12	Total	
NO!	2.0	4.4	6.6	10.4	5.4	
no	3.1	8.2	15.0	21.0	10.8	
yes	17.8	28.3	39.2	39.1	30.0	
YES!	77.0	59.1	39.1	29.5	53.9	
N of Valid	1942	1982	1664	1259	6847	
N of Miss	459	176	95	50	780	

Table 232: People in my family have serious arguments.

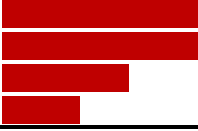
Response	6	8	10	12	Total	
NO!	42.0	30.0	21.8	22.6	30.0	
no	35.3	42.2	44.3	45.9	41.5	
yes	13.4	17.3	23.4	20.8	18.3	
YES!	9.3	10.5	10.5	10.7	10.2	
N of Valid	1907	1972	1654	1259	6792	
N of Miss	494	186	105	50	835	

Table 233: Would your parents know if you did not come home on time?


Response	6	8	10	12	Total	
NO!	3.2	4.1	4.2	6.8	4.4	
no	6.3	10.1	13.1	15.8	10.8	
yes	21.2	31.9	41.6	40.1	32.8	
YES!	69.4	54.0	41.1	37.2	52.1	
N of Valid	1916	1974	1655	1257	6802	
N of Miss	485	184	104	52	825	

Table 234: It is important to be honest with your parents, even if they become upset or you get punished.


Response	6	8	10	12	Total	
NO!	2.4	4.7	5.6	4.9	4.3	
no	2.9	7.9	13.2	14.3	9.0	
yes	18.7	36.3	41.8	42.7	33.9	
YES!	76.0	51.1	39.4	38.0	52.9	
N of Valid	1927	1975	1663	1259	6824	
N of Miss	474	183	96	50	803	

Table 235: My parents notice when I am doing a good job and let me know about it.


Response	6	8	10	12	Total	
Never or Almost Never	5.3	7.9	10.8	10.7	8.4	
Sometimes	16.2	24.8	29.3	28.1	24.1	
Often	30.0	31.1	32.6	32.9	31.5	
All the time	48.5	36.2	27.2	28.2	36.0	
N of Valid	1912	1981	1664	1258	6815	
N of Miss	489	177	95	51	812	

Table 236: How often do your parents tell you they're proud of you for something you've done?


Response	6	8	10	12	Total	
Never or Almost Never	4.4	9.1	11.4	11.8	8.8	
Sometimes	15.1	22.3	27.9	28.8	22.9	
Often	30.4	32.0	34.3	30.6	31.8	
All the time	50.1	36.5	26.4	28.9	36.5	
N of Valid	1905	1971	1661	1258	6795	
N of Miss	496	187	98	51	832	

Table 237: How many brothers and sisters, including stepbrothers and stepsisters, do you have that are younger than you?

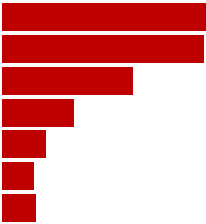
Response	6	8	10	12	Total	
0	31.1	31.9	30.4	30.5	31.1	
1	32.5	30.6	29.7	30.1	30.8	
2	19.3	19.1	17.9	19.9	19.0	
3	8.2	9.0	10.3	9.6	9.2	
4	4.3	4.3	5.3	4.2	4.5	
5	2.1	2.3	3.0	2.6	2.5	
6 or more	2.5	2.8	3.4	3.0	2.9	
N of Valid	1904	1970	1657	1254	6785	
N of Miss	497	188	102	55	842	

Table 238: How many brothers and sisters, including stepbrothers and stepsisters, do you have that are older than you?








Response	6	8	10	12	Total	
0	34.3	35.1	34.4	36.0	34.9	
1	27.5	28.2	26.9	27.4	27.5	
2	18.7	17.8	17.5	19.9	18.4	
3	9.5	8.2	9.4	7.8	8.8	
4	4.6	4.8	4.9	4.3	4.7	
5	2.5	2.2	2.9	1.4	2.3	
6 or more	2.9	3.7	4.0	3.3	3.5	
N of Valid	1912	1973	1664	1257	6806	
N of Miss	489	185	95	52	821	

Table 239: Have you changed homes in the past year (the last 12 months)?



Response	6	8	10	12	Total	
No	71.3	73.9	73.3	79.4	74.0	
Yes	28.7	26.1	26.7	20.6	26.0	
N of Valid	1899	1968	1660	1256	6783	
N of Miss	502	190	99	53	844	

Table 240: How many times have you changed homes since kindergarten?






Response	6	8	10	12	Total	
Never	26.9	18.7	17.1	17.8	20.4	
1 or 2 times	37.7	34.6	32.4	31.8	34.4	
3 or 4 times	19.2	25.0	25.3	24.7	23.4	
5 or 6 times	8.2	11.2	11.9	11.6	10.6	
7 or more times	8.0	10.4	13.3	14.1	11.2	
N of Valid	1869	1953	1655	1255	6732	
N of Miss	532	205	104	54	895	

Table 241: Have you changed schools (including changing from elementary to middle and middle to high school) in the past year?



Response	6	8	10	12	Total	
No	38.0	56.9	55.9	79.9	55.7	
Yes	62.0	43.1	44.1	20.1	44.3	
N of Valid	1859	1936	1649	1251	6695	
N of Miss	542	222	110	58	932	

Table 242: How many times have you changed schools since kindergarten (including changing from elementary to middle and middle to high school)?






Response	6	8	10	12	Total	
Never	13.3	8.8	13.2	13.2	12.0	
1 or 2 times	42.8	28.7	16.6	13.3	26.7	
3 or 4 times	30.5	36.1	37.3	35.6	34.7	
5 or 6 times	9.4	17.3	20.8	21.5	16.7	
7 or more times	4.0	9.1	12.1	16.4	9.8	
N of Valid	1856	1946	1655	1254	6711	
N of Miss	545	212	104	55	916	

Table 243: Has anyone in your family ever had severe alcohol or drug problems?



Response	6	8	10	12	Total	
No	78.0	68.1	61.9	60.5	67.9	
Yes	22.0	31.9	38.1	39.5	32.1	
N of Valid	1852	1924	1647	1252	6675	
N of Miss	549	234	112	57	952	

Table 244: About how many adults (over 21) have you known personally who in the past year have: used marijuana, crack, cocaine, or other drugs?






Response	6	8	10	12	Total	
0	83.6	72.9	58.9	52.0	68.5	
1	8.4	12.9	14.7	16.5	12.8	
2	3.8	6.2	9.4	10.9	7.2	
3-4	2.2	4.0	7.5	8.7	5.2	
5+	2.0	4.0	9.6	11.9	6.3	
N of Valid	1849	1951	1655	1257	6712	
N of Miss	552	207	104	52	915	

Table 245: About how many adults (over 21) have you known personally who in the past year have: sold or dealt drugs?






Response	6	8	10	12	Total	
0	93.1	83.3	73.9	66.6	80.5	
1	4.7	9.5	11.6	13.1	9.4	
2	0.9	3.2	5.7	8.0	4.1	
3-4	0.5	2.1	4.5	7.0	3.1	
5+	0.9	2.0	4.4	5.2	2.9	
N of Valid	1849	1942	1653	1256	6700	
N of Miss	552	216	106	53	927	

Table 246: About how many adults (over 21) have you known personally who in the past year have: done other things that could get them in trouble with the police, like stealing, selling stolen goods, mugging or assaulting others, etc.?






Response	6	8	10	12	Total	
0	86.8	75.5	65.5	66.0	74.4	
1	8.7	13.0	14.4	13.1	12.2	
2	2.7	4.6	7.9	8.4	5.6	
3-4	0.6	3.0	5.2	6.0	3.4	
5+	1.2	4.0	7.0	6.5	4.4	
N of Valid	1853	1944	1649	1254	6700	
N of Miss	548	214	110	55	927	

Table 247: About how many adults (over 21) have you known personally who in the past year have: gotten drunk or high?










Response	6	8	10	12	Total	
0	66.2	47.5	35.0	28.5	46.0	
1	17.8	20.4	18.1	16.5	18.4	
2	6.5	9.4	11.7	13.1	9.9	
3-4	3.8	8.8	10.8	12.2	8.6	
5+	5.7	13.9	24.5	29.7	17.2	
N of Valid	1853	1940	1650	1255	6698	
N of Miss	548	218	109	54	929	

Table 248: How honest were you in filling out this survey?

Response	6	8	10	12	Total	
I was very honest	86.1	81.3	77.4	79.1	81.2	
I was honest pretty much of the time	12.4	16.3	18.8	17.3	16.1	
I was honest some of the time	1.1	1.8	2.8	2.6	2.0	
I was honest once in a while	0.4	0.6	1.0	1.0	0.7	
I was not honest at all	0.0	0.0	0.0	0.0	0.0	
N of Valid	1865	1952	1661	1267	6745	
N of Miss	536	206	98	42	882	