

# 2008 APNA

Arkansas Prevention Needs Assessment Student Survey



## Boone County Frequency Distribution Report

Office of Alcohol and Drug Abuse Prevention  
Division of Behavioral Health Services  
Arkansas Department of Human Services  
March 2009

## Contents

### 1 INTRODUCTION

12

### 2 PERCENTAGE TABLES

17

## List of Tables

1	Sex . . . . .	18
2	Age . . . . .	18
3	Are you Hispanic or Latino? . . . . .	18
4	What is your race? Black or African American . . . . .	19
5	What is your race? Asian . . . . .	19
6	What is your race? American Indian . . . . .	19
7	What is your race? Alaska Native . . . . .	19
8	What is your race? White . . . . .	20
9	What is your race? Native Hawaiian or Other Pacific Islander . . . . .	20
10	What is your race? Other . . . . .	20
11	What is the highest level of schooling completed by your mother or father? . . . . .	21
12	Think of where you live most of the time. Which of the following people live there with you? Mother . . . . .	21
13	Think of where you live most of the time. Which of the following people live there with you? Stepmother . . . . .	21
14	Think of where you live most of the time. Which of the following people live there with you? Foster Mother . . . . .	22
15	Think of where you live most of the time. Which of the following people live there with you? Grandmother . . . . .	22
16	Think of where you live most of the time. Which of the following people live there with you? Aunt . . . . .	22
17	Think of where you live most of the time. Which of the following people live there with you? Father . . . . .	22

18	Think of where you live most of the time. Which of the following people live there with you? Stepfather . . . . .	23
19	Think of where you live most of the time. Which of the following people live there with you? Foster Father . . . . .	23
20	Think of where you live most of the time. Which of the following people live there with you? Grandfather . . . . .	23
21	Think of where you live most of the time. Which of the following people live there with you? Uncle . . . . .	23
22	Think of where you live most of the time. Which of the following people live there with you? Other Adults . . . . .	24
23	Think of where you live most of the time. Which of the following people live there with you? Brother(s) . . . . .	24
24	Think of where you live most of the time. Which of the following people live there with you? Stepbrother(s) . . . . .	24
25	Think of where you live most of the time. Which of the following people live there with you? Sister(s) . . . . .	24
26	Think of where you live most of the time. Which of the following people live there with you? Stepsister(s) . . . . .	25
27	Think of where you live most of the time. Which of the following people live there with you? Other Children . . . . .	25
28	In my school, students have lots of chances to help decide things like class activities and rules. . . . .	25
29	Teachers ask me to work on special classroom projects. . . . .	26
30	My teacher(s) notices when I am doing a good job and lets me know about it. . . . .	26
31	There are lots of chances for students in my school to get involved in sports, clubs, and other school activities outside of class. . . .	26
32	There are lots of chances for students in my school to talk with a teacher one-on-one. . . . .	27

33	I feel safe at my school. . . . .	27
34	The school lets my parents know when I have done something well. . . .	27
35	My teachers praise me when I work hard in school. . . . .	28
36	Are your school grades better than the grades of most students in your class? . . . . .	28
37	I have lots of chances to be part of class discussions or activities. . . .	28
38	Now thinking back over the past year in school, how often did you: enjoy being in school? . . . . .	29
39	Now thinking back over the past year in school, how often did you: hate being in school? . . . . .	29
40	Now thinking back over the past year in school, how often did you: try to do your best work in school? . . . . .	29
41	How often do you feel that the school work you are assigned is meaningful and important? . . . . .	30
42	Putting them all together, what were your grades like last year? . . . .	30
43	How important do you think the things you are learning in school are going to be for your later life? . . . . .	30
44	How interesting are most of your courses to you? . . . . .	31
45	During the LAST FOUR WEEKS how many whole days of school have you missed because you skipped or 'cut'? . . . . .	31
46	Think of your four best friends (the friends you feel closest to). In the past year (12 months), how many of your best friends have: participated in clubs, organizations or activities at school? . . . .	31
47	Think of your four best friends (the friends you feel closest to). In the past year (12 months), how many of your best friends have: smoked cigarettes? . . . . .	32

48	Think of your four best friends (the friends you feel closest to). In the past year (12 months), how many of your best friends have: tried beer, wine or hard liquor (for example, vodka, whiskey, or gin) when their parents didn't know about it? . . . . .	32
49	Think of your four best friends (the friends you feel closest to). In the past year (12 months), how many of your best friends have: made a commitment to stay drug-free? . . . . .	32
50	Think of your four best friends (the friends you feel closest to). In the past year (12 months), how many of your best friends have: used marijuana? . . . . .	33
51	Think of your four best friends (the friends you feel closest to). In the past year (12 months), how many of your best friends have: tried to do well in school? . . . . .	33
52	Think of your four best friends (the friends you feel closest to). In the past year (12 months), how many of your best friends have: used LSD, cocaine, amphetamines, or other illegal drugs? . . . . .	33
53	Think of your four best friends (the friends you feel closest to). In the past year (12 months), how many of your best friends have: been suspended from school? . . . . .	34
54	Think of your four best friends (the friends you feel closest to). In the past year (12 months), how many of your best friends have: liked school? . . . . .	34
55	Think of your four best friends (the friends you feel closest to). In the past year (12 months), how many of your best friends have: carried a handgun? . . . . .	34
56	Think of your four best friends (the friends you feel closest to). In the past year (12 months), how many of your best friends have: sold illegal drugs? . . . . .	35
57	Think of your four best friends (the friends you feel closest to). In the past year (12 months), how many of your best friends have: regularly attended religious services? . . . . .	35

58	Think of your four best friends (the friends you feel closest to). In the past year (12 months), how many of your best friends have: stolen or tried to steal a motor vehicle such as a car or motorcycle? . . . . .	35
59	Think of your four best friends (the friends you feel closest to). In the past year (12 months), how many of your best friends have: been arrested? . . . . .	36
60	Think of your four best friends (the friends you feel closest to). In the past year (12 months), how many of your best friends have: dropped out of school? . . . . .	36
61	Think of your four best friends (the friends you feel closest to). In the past year (12 months), how many of your best friends have: been members of a gang? . . . . .	36
62	What are the chances you would be seen as cool if you: smoked cigarettes? . . . . .	37
63	What are the chances you would be seen as cool if you: worked hard at school? . . . . .	37
64	What are the chances you would be seen as cool if you: began drinking alcoholic beverages regularly, that is, at least once or twice a month? . . . . .	37
65	What are the chances you would be seen as cool if you: defended someone who was being verbally abused at school? . . . . .	38
66	What are the chances you would be seen as cool if you: smoked marijuana? . . . . .	38
67	What are the chances you would be seen as cool if you: carried a handgun? . . . . .	38
68	What are the chances you would be seen as cool if you: regularly volunteered to do community service? . . . . .	39
69	How old were you when you first: smoked marijuana? . . . . .	39
70	How old were you when you first: smoked a cigarette, even just a puff? . . . . .	40

71	How old were you when you first: had more than a sip or two of beer, wine or hard liquor (for example, vodka, whiskey, or gin)? . . . . .	40
72	How old were you when you first: began drinking alcoholic beverages regularly, that is, at least once or twice a month? . . . . .	41
73	How old were you when you first: used phenoxydine (pox, px, breeze)? . . . . .	41
74	How old were you when you first: got suspended from school? . . . . .	42
75	How old were you when you first: got arrested? . . . . .	42
76	How old were you when you first: carried a handgun? . . . . .	43
77	How old were you when you first: attacked someone with the idea of seriously hurting them? . . . . .	43
78	How old were you when you first: belonged to a gang? . . . . .	44
79	How wrong do you think it is for someone your age to: take a handgun to school? . . . . .	44
80	How wrong do you think it is for someone your age to: steal anything worth more than \$5? . . . . .	44
81	How wrong do you think it is for someone your age to: pick a fight with someone? . . . . .	45
82	How wrong do you think it is for someone your age to: attack someone with the idea of seriously hurting them? . . . . .	45
83	How wrong do you think it is for someone your age to: stay away from school all day when their parents think they are at school? . . . . .	45
84	How wrong do you think it is for someone your age to: drink beer, wine or hard liquor (for example, vodka, whiskey, or gin) regularly? . . . . .	46
85	How wrong do you think it is for someone your age to: smoke cigarettes? . . . . .	46

86	How wrong do you think it is for someone your age to: smoke marijuana? . . . . .	46
87	How wrong do you think it is for someone your age to: use LSD, cocaine, amphetamines or another illegal drug? . . . . .	47
88	At school during the past 12 months, did you receive help from the resource teacher, speech therapist or other special education teacher? . . . . .	47
89	How many times have you done the following things? done what feels good no matter what. . . . .	47
90	How many times have you done the following things? done something dangerous because someone dared you to do it. . . . .	48
91	How many times have you done the following things? done crazy things even if they are a little dangerous. . . . .	48
92	How many times in the past year (12 months) have you: been suspended from school? . . . . .	49
93	How many times in the past year (12 months) have you: carried a handgun? . . . . .	49
94	How many times in the past year (12 months) have you: sold illegal drugs? . . . . .	50
95	How many times in the past year (12 months) have you: stolen or tried to steal a motor vehicle such as a car or motorcycle? . . . . .	50
96	How many times in the past year (12 months) have you: participated in clubs, organizations or activities at school? . . . . .	51
97	How many times in the past year (12 months) have you: been arrested? . . . . .	51
98	How many times in the past year (12 months) have you: done extra work on your own for school? . . . . .	52
99	How many times in the past year (12 months) have you: attacked someone with the idea of seriously hurting them? . . . . .	52

100	How many times in the past year (12 months) have you: been drunk or high at school? . . . . .	53
101	How many times in the past year (12 months) have you: volunteered to do community service? . . . . .	53
102	How many times in the past year (12 months) have you: taken a handgun to school? . . . . .	54
103	Are you currently on probation, or assigned a probation officer with Juvenile Court? . . . . .	54
104	Have you ever belonged to a gang? . . . . .	54
105	If you have ever belonged to a gang, did that gang have a name? . . . . .	55
106	You're looking at CD's in a music store with a friend. You look up and see her slip a CD under her coat. She smiles and says 'Which one do you want? Go ahead, take it while nobody's around.' There is nobody in sight, no employees and no other customers. What would you do now? . . . . .	55
107	You are visiting another part of town, and you don't know any of the people your age there. You are walking down the street, and some teenager you don't know is walking toward you. He is about your size, and as he is about to pass you, he deliberately bumps into you and you almost lose your balance. What would you say or do? . . . . .	55
108	You are at a party at someone's house, and one of your friends offers you a drink containing alcohol. What would you say or do? . . . . .	56
109	It's 8:00 on a weeknight and you are about to go over to a friend's home when your mother asks you where you are going. You say 'Oh, just going to go hang out with some friends.' She says, 'No, you'll just get into trouble if you go out. Stay home tonight.' What would you do now? . . . . .	56
110	How often do you attend religious services or activities? . . . . .	56
111	I do the opposite of what people tell me, just to get them mad. . . . .	57
112	I like to see how much I can get away with. . . . .	57

113	I ignore rules that get in my way. . . . .	57
114	I think sometimes it's okay to cheat at school. . . . .	58
115	It is important to think before you act. . . . .	58
116	Sometimes I think that life is not worth it. . . . .	58
117	At times I think I am no good at all. . . . .	59
118	All in all, I am inclined to think that I am a failure. . . . .	59
119	In the past year, have you felt depressed or sad MOST days, even if you felt okay sometimes? . . . . .	59
120	It is all right to beat up people if they start the fight. . . . .	60
121	I think it is okay to take something without asking if you can get away with it. . . . .	60
122	Sometimes we don't know what we will do as adults, but we may have an idea. Please answer how true these statements may be for you. WHEN I AM AN ADULT I WILL: smoke cigarettes. . . . .	60
123	Sometimes we don't know what we will do as adults, but we may have an idea. Please answer how true these statements may be for you. WHEN I AM AN ADULT I WILL: drink beer, wine, or liquor. . . . .	61
124	Sometimes we don't know what we will do as adults, but we may have an idea. Please answer how true these statements may be for you. WHEN I AM AN ADULT I WILL: smoke marijuana. . . . .	61
125	Sometimes we don't know what we will do as adults, but we may have an idea. Please answer how true these statements may be for you. WHEN I AM AN ADULT I WILL: use LSD, cocaine, amphetamines or another illegal drug. . . . .	61
126	How much do you think people risk harming themselves (physically or in other ways) if they: smoked one or more packs of cigarettes per day? . . . . .	62

127	How much do you think people risk harming themselves (physically or in other ways) if they: try marijuana once or twice? . . . .	62
128	How much do you think people risk harming themselves (physically or in other ways) if they: smoke marijuana regularly? . . . .	62
129	How much do you think people risk harming themselves (physically or in other ways) if they: take one or two drinks of an alcoholic beverage (beer, wine, liquor) nearly every day? . . . .	63
130	How much do you think people risk harming themselves (physically or in other ways) if they: have five or more drinks once or twice each weekend? . . . .	63
131	On how many occasions have you had alcoholic beverages (beer, wine or hard liquor) to drink in your lifetime - more than just a few sips? . . . .	63
132	On how many occasions have you had beer, wine or hard liquor to drink during the past 30 days? . . . .	64
133	On how many occasions have you used marijuana (grass, pot) or hashish (hash, hash oil) in your lifetime? . . . .	64
134	On how many occasions have you used marijuana (grass, pot) or hashish (hash, hash oil) during the past 30 days? . . . .	65
135	On how many occasions have you used LSD or other psychedelics in your lifetime? . . . .	65
136	On how many occasions have you used LSD or other psychedelics during the past 30 days? . . . .	66
137	On how many occasions have you used cocaine or crack in your lifetime? . . . .	66
138	On how many occasions have you used cocaine or crack during the past 30 days? . . . .	67
139	On how many occasions have you sniffed glue, breathed the contents of an aerosol spray can, or inhaled other gases or sprays, in order to get high in your lifetime? . . . .	67

140	On how many occasions have you sniffed glue, breathed the contents of an aerosol spray can, or inhaled other gases or sprays, in order to get high during the past 30 days? . . . .	68
141	On how many occasions have you used phenoxydine (pox, px, breeze) in your lifetime? . . . .	68
142	On how many occasions have you used phenoxydine (pox, px, breeze) during the past 30 days? . . . .	69
143	On how many occasions have you used sedatives (tranquilizers, such as Valium or Xanax, barbiturates, or sleeping pills) without a doctor telling you to take them, in your lifetime? . . . .	69
144	On how many occasions have you used sedatives (tranquilizers, such as Valium or Xanax, barbiturates, or sleeping pills) without a doctor telling you to take them, during the past 30 days? . . . .	70
145	On how many occasions have you used Methamphetamines (meth, speed, crank, crystal meth) in your lifetime? . . . .	70
146	On how many occasions have you used Methamphetamines (meth, speed, crank, crystal meth) in the past 30 days? . . . .	71
147	On how many occasions have you used stimulants, other than Methamphetamines (such as amphetamines, Ritalin or Dexedrine) without a doctor telling you to take them, in your lifetime? . . . .	71
148	On how many occasions have you used stimulants, other than Methamphetamines (such as amphetamines, Ritalin or Dexedrine) without a doctor telling you to take them, during the past 30 days? . . . .	72
149	On how many occasions have you used heroin or other opiates in your lifetime? . . . .	72
150	On how many occasions have you used heroin or other opiates during the past 30 days? . . . .	73
151	On how many occasions have you used MDMA ('X', 'E', or ecstasy) in your lifetime? . . . .	73



152	On how many occasions have you used MDMA ('X', 'E', or ecstasy) during the past 30 days? . . . . .	74
153	On how many occasions have you taken prescription drugs (such as Valium, Xanax, Ritalin, Adderall, OxyContin, Darvocet, or sleeping pills) on your own-that is, without a doctor telling you to take them in your lifetime? . . . . .	74
154	On how many occasions have you taken prescription drugs (such as Valium, Xanax, Ritalin, Adderall, OxyContin, Darvocet, or sleeping pills) on your own-that is, without a doctor telling you to take them during the past 30 days? . . . . .	75
155	On how many occasions have you taken non-prescription medicines such as diet pills (for example, Dietac, Dexatrim or Prolamine), stay-awake pills (for example No-Doz, Vivarin, or Wake), or cough or cold medicines (robos, DXM, etc.) to get high in your lifetime? . . . . .	75
156	On how many occasions have you taken non-prescription medicines such as diet pills (for example, Dietac, Dexatrim or Prolamine), stay-awake pills (for example No-Doz, Vivarin, or Wake), or cough or cold medicines (robos, DXM, etc.) to get high during the past 30 days? . . . . .	76
157	On how many occasions have you been drunk or very high from drinking alcoholic beverages during the past 30 days? . . . . .	76
158	Think back over the last two weeks. How many times have you had five or more alcoholic drinks in a row? . . . . .	77
159	Have you ever used smokeless tobacco (chew, snuff, plug, dipping tobacco, or chewing tobacco)? . . . . .	77
160	How often have you taken smokeless tobacco during the past 30 days? . . . . .	77
161	Have you ever smoked cigarettes? . . . . .	78
162	How frequently have you smoked cigarettes during the past 30 days? . . . . .	78

163	During the last month, about how many marijuana cigarettes, or the equivalent, did you smoke a day, on the average? . . . . .	79
164	If you drank alcohol (not just a sip or taste) in the past year, how did you usually get it? . . . . .	79
165	If you drank alcohol (not just a sip or taste) in the past year, where did you usually drink it? . . . . .	80
166	If you smoked cigarettes (not just a puff or drag) in the past year, how did you usually get them? . . . . .	81
167	If you smoked cigarettes (not just a puff or drag) in the past year, where did you usually smoke them? . . . . .	82
168	During the past 30 days, how many times did you ride in a car or other vehicle driven by someone who had been drinking alcohol? . . . . .	82
169	During the past 30 days, how many times did you drive a car or other vehicle when you had been drinking alcohol? . . . . .	83
170	How wrong would most adults (over 21) in your neighborhood think it is for kids your age: to use marijuana? . . . . .	83
171	How wrong would most adults (over 21) in your neighborhood think it is for kids your age: to drink alcohol? . . . . .	83
172	How wrong would most adults (over 21) in your neighborhood think it is for kids your age: to smoke cigarettes? . . . . .	84
173	How much do each of the following statements describe your neighborhood? crime and/or drug selling . . . . .	84
174	How much do each of the following statements describe your neighborhood? fights . . . . .	84
175	How much do each of the following statements describe your neighborhood? lots of empty or abandoned buildings . . . . .	85
176	How much do each of the following statements describe your neighborhood? lots of graffiti . . . . .	85
177	If I had to move, I would miss the neighborhood I now live in. . . . .	85



178	My neighbors notice when I am doing a good job and let me know about it. . . . .	86
179	I like my neighborhood. . . . .	86
180	There are lots of adults in my neighborhood I could talk to about something important. . . . .	86
181	I'd like to get out of my neighborhood. . . . .	87
182	There are people in my neighborhood who are proud of me when I do something well. . . . .	87
183	There are people in my neighborhood who encourage me to do my best. . . . .	87
184	I feel safe in my neighborhood. . . . .	88
185	Which of the following activities for people your age are available in your community? sports teams? . . . . .	88
186	Which of the following activities for people your age are available in your community? scouting? . . . . .	88
187	Which of the following activities for people your age are available in your community? boys and girls clubs? . . . . .	89
188	Which of the following activities for people your age are available in your community? 4-H clubs? . . . . .	89
189	Which of the following activities for people your age are available in your community? service clubs? . . . . .	89
190	If a kid smoked marijuana in your neighborhood would he or she be caught by the police? . . . . .	90
191	If a kid drank some beer, wine or hard liquor (for example, vodka, whiskey, or gin) in your neighborhood would he or she be caught by the police? . . . . .	90
192	If a kid carried a handgun in your neighborhood would he or she be caught by the police? . . . . .	90

193	If you wanted to get some cigarettes, how easy would it be for you to get some? . . . . .	91
194	If you wanted to get some beer, wine or hard liquor (for example, vodka, whiskey, or gin), how easy would it be for you to get some? . . . . .	91
195	If you wanted to get a drug like cocaine, LSD, or amphetamines, how easy would it be for you to get some? . . . . .	91
196	If you wanted to get a handgun, how easy would it be for you to get one? . . . . .	92
197	If you wanted to get some marijuana, how easy would it be for you to get some? . . . . .	92
198	During the past 12 months, have you participated in any alcohol prevention programs or seen any alcohol prevention messages in your school or community? Yes, a school-based program focused on preventing underage drinking and/or drinking and driving. . . . .	92
199	During the past 12 months, have you participated in any alcohol prevention programs or seen any alcohol prevention messages in your school or community? Yes, a community-based program focused on preventing underage drinking and/or drinking and driving (for example, through your church or temple or through youth groups like Boys and Girls Club or 4-H). . . . .	93
200	During the past 12 months, have you participated in any alcohol prevention programs or seen any alcohol prevention messages in your school or community? Yes, a media campaign addressing underage drinking and/or drinking and driving (for example, newspaper ads, posters, pamphlets, radio, TV). . . . .	93
201	During the past 12 months, have you participated in any alcohol prevention programs or seen any alcohol prevention messages in your school or community? No . . . . .	93
202	How wrong do your parents feel it would be for YOU to: drink beer, wine or hard liquor (for example, vodka, whiskey or gin) regularly? . . . . .	94
203	How wrong do your parents feel it would be for YOU to: smoke cigarettes? . . . . .	94

204	How wrong do your parents feel it would be for YOU to: smoke marijuana? . . . . .	94
205	How wrong do your parents feel it would be for YOU to: steal something worth more than \$5? . . . . .	95
206	How wrong do your parents feel it would be for YOU to: draw graffiti, write things, or draw pictures on buildings or other property (without the owner's permission)? . . . . .	95
207	How wrong do your parents feel it would be for YOU to: pick a fight with someone? . . . . .	95
208	During the past 12 months, have you talked with at least one of your parents about the dangers of underage drinking and/or drinking and driving? By parents, we mean either your biological parents, adoptive parents, stepparents, or adult guardians - whether or not they live with you. . . . .	96
209	Have any of your brothers or sisters ever: drunk beer, wine or hard liquor (for example, vodka, whiskey or gin)? . . . . .	96
210	Have any of your brothers or sisters ever: smoked marijuana? . . . . .	96
211	Have any of your brothers or sisters ever: smoked cigarettes? . . . . .	97
212	Have any of your brothers or sisters ever: taken a handgun to school? . . . . .	97
213	Have any of your brothers or sisters ever: been suspended or expelled from school? . . . . .	97
214	The rules in my family are clear. . . . .	98
215	People in my family often insult or yell at each other. . . . .	98
216	When I am not at home, one of my parents knows where I am and who I am with. . . . .	98
217	We argue about the same things in my family over and over. . . . .	99

218	If you drank some beer or wine or liquor (for example, vodka, whiskey, or gin) without your parents' permission, would you be caught by your parents? . . . . .	99
219	My family has clear rules about alcohol and drug use. . . . .	99
220	If you carried a handgun without your parents' permission, would you be caught by your parents? . . . . .	100
221	If you skipped school would you be caught by your parents? . . . . .	100
222	Do you feel very close to your mother? . . . . .	100
223	Do you share your thoughts and feelings with your mother? . . . . .	101
224	My parents ask me what I think before most family decisions affecting me are made. . . . .	101
225	Do you share your thoughts and feelings with your father? . . . . .	101
226	Do you enjoy spending time with your mother? . . . . .	102
227	Do you enjoy spending time with your father? . . . . .	102
228	If I had a personal problem, I could ask my mom or dad for help. . . . .	102
229	Do you feel very close to your father? . . . . .	103
230	My parents give me lots of chances to do fun things with them. . . . .	103
231	My parents ask if I've gotten my homework done. . . . .	103
232	People in my family have serious arguments. . . . .	104
233	Would your parents know if you did not come home on time? . . . . .	104
234	It is important to be honest with your parents, even if they become upset or you get punished. . . . .	104
235	My parents notice when I am doing a good job and let me know about it. . . . .	105

236	How often do your parents tell you they're proud of you for something you've done? . . . . .	105
237	How many brothers and sisters, including stepbrothers and step-sisters, do you have that are younger than you? . . . . .	105
238	How many brothers and sisters, including stepbrothers and step-sisters, do you have that are older than you? . . . . .	106
239	Have you changed homes in the past year (the last 12 months)?	106
240	How many times have you changed homes since kindergarten? .	106
241	Have you changed schools (including changing from elementary to middle and middle to high school) in the past year? . . . . .	107
242	How many times have you changed schools since kindergarten (including changing from elementary to middle and middle to high school)? . . . . .	107
243	Has anyone in your family ever had severe alcohol or drug problems?	107
244	About how many adults (over 21) have you known personally who in the past year have: used marijuana, crack, cocaine, or other drugs? . . . . .	108
245	About how many adults (over 21) have you known personally who in the past year have: sold or dealt drugs? . . . . .	108
246	About how many adults (over 21) have you known personally who in the past year have: done other things that could get them in trouble with the police, like stealing, selling stolen goods, mugging or assaulting others, etc.? . . . .	108
247	About how many adults (over 21) have you known personally who in the past year have: gotten drunk or high? . . . . .	109
248	How honest were you in filling out this survey? . . . . .	109

## List of Figures

1	Grade Chart . . . . .	13
2	Gender Chart . . . . .	14
3	Age Chart . . . . .	15
4	Ethnic Origin Chart . . . . .	16

# 1 INTRODUCTION

This report was generated from data collected on the *2008 Arkansas Prevention Needs Assessment Student Survey*. This report contains basic frequency tables of all data collected and graphs on the selected demographic variables of grade, gender, age and ethnic origin. The graph on ethnic origin is represented as a bar chart rather than as a pie chart. This is because students were allowed to mark more than one response for ethnic origin as opposed to being allowed to mark only one response. The bars represent the percent of students who marked each of the ethnic categories.

Questions regarding the information found in this report can be directed to:

**Pride Surveys**

160 Vanderbilt Court  
Bowling Green, KY 42103  
1-800-279-6361  
[www.pridesurveys.com](http://www.pridesurveys.com)

# Grade Chart

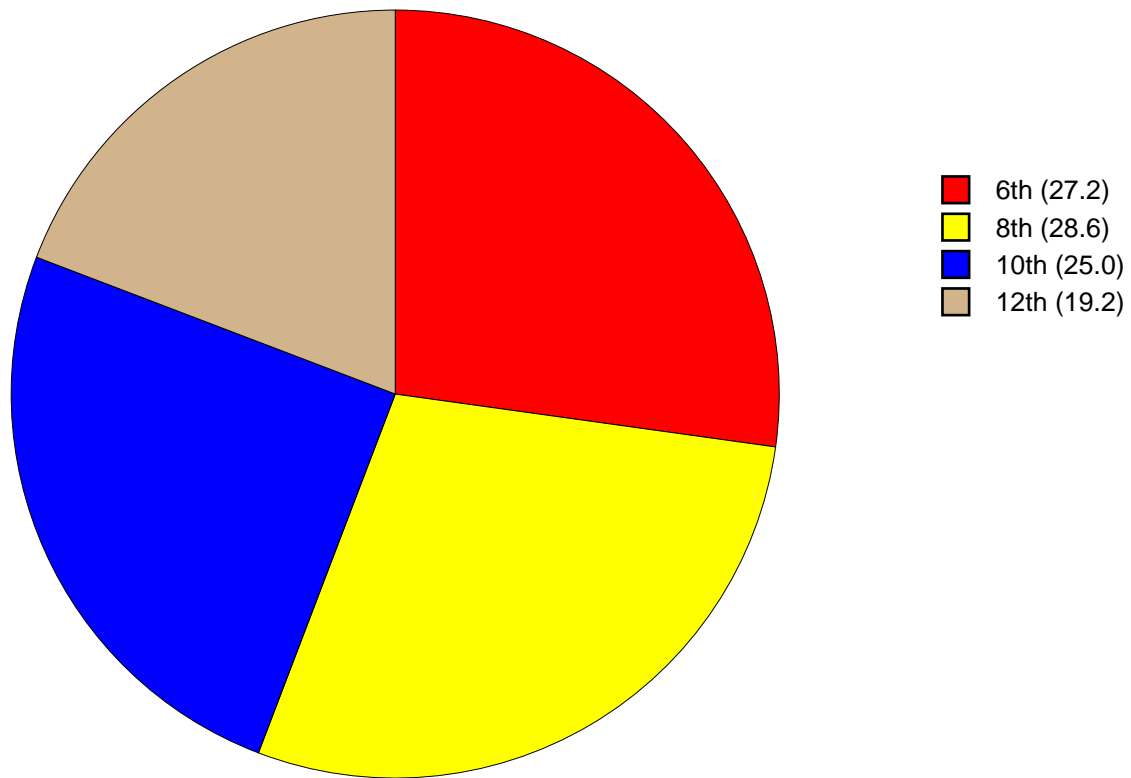


Figure 1: Grade Chart

## Gender Chart

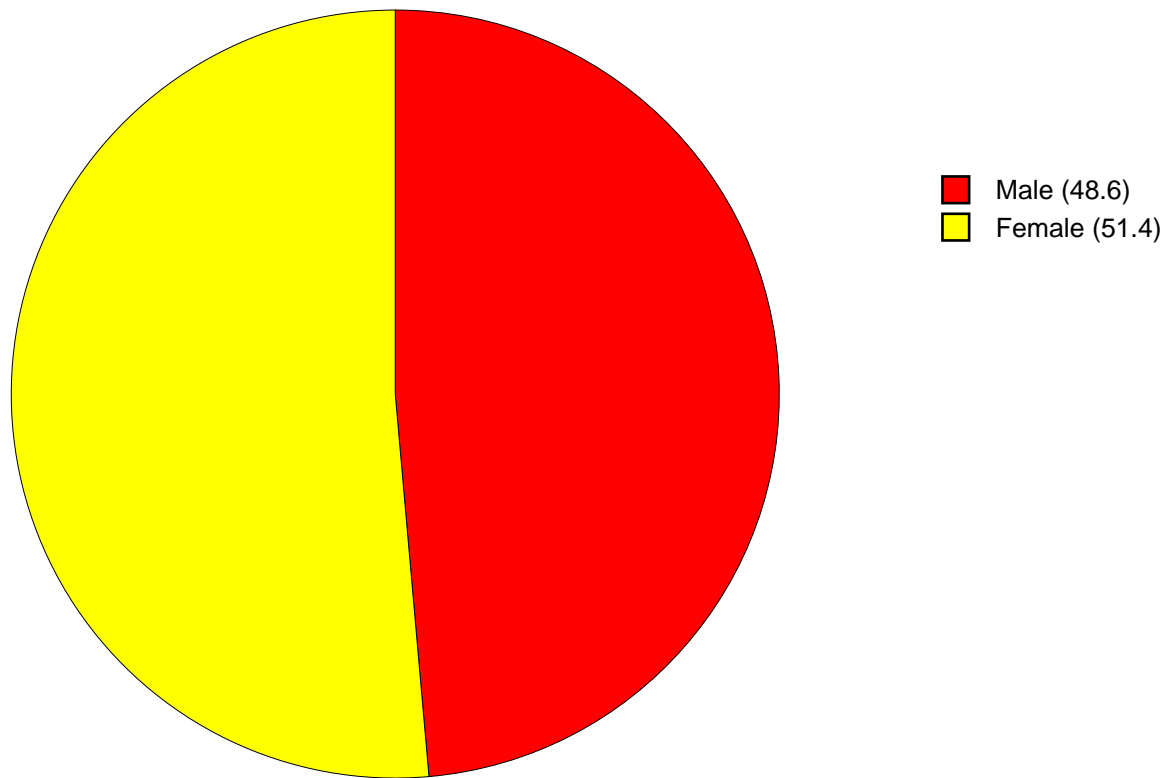


Figure 2: Gender Chart

## Age Chart

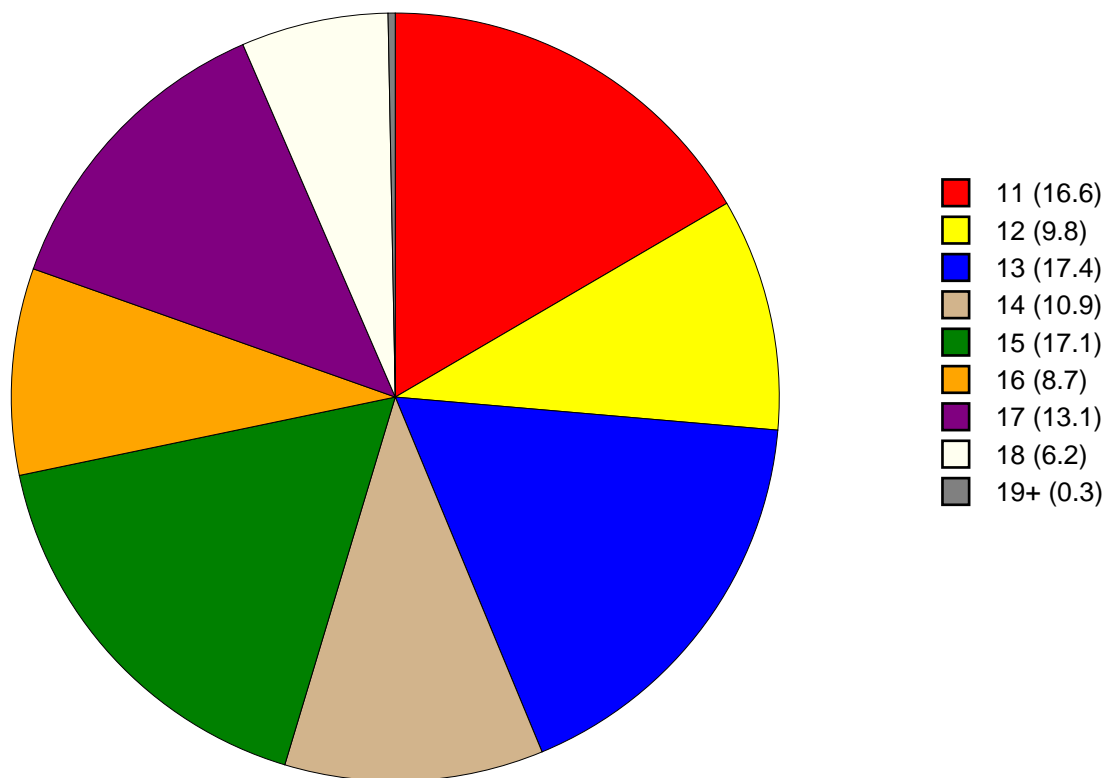


Figure 3: Age Chart



# Ethnic Origin Chart

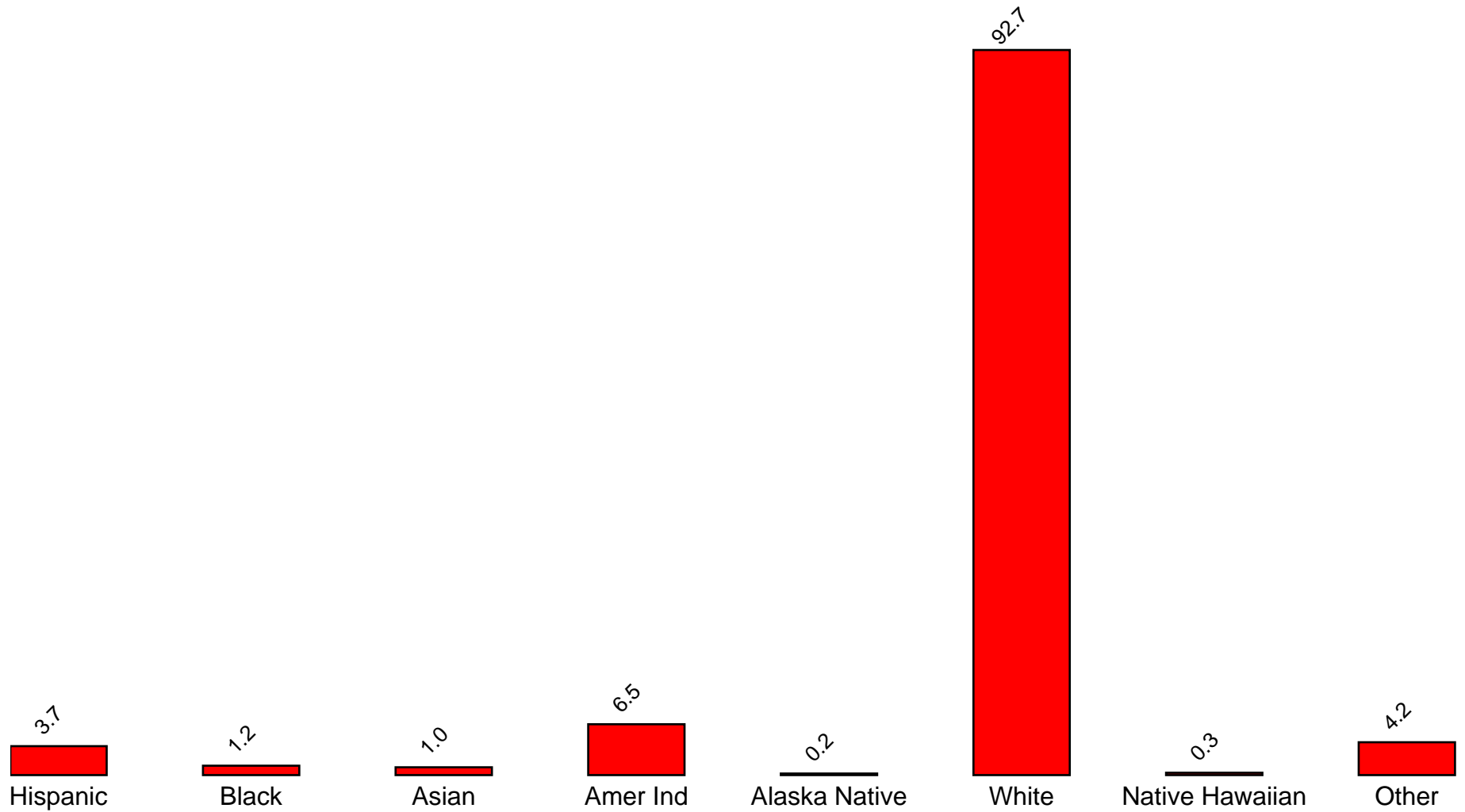


Figure 4: Ethnic Origin Chart

## 2 PERCENTAGE TABLES

The following tables contain frequency distribution detailing how your students responded to each question on the survey. The tables appear in the same order as the questions on the survey. The tables include breakdowns by grade level as well as overall percentages. The *N of Valid* row is a frequency count of the number of valid responses to each question for each grade and overall. The *N of Miss* row is a frequency count of the number of invalid (marked more than one response) or missing (i.e. did not respond) responses to each question for each grade and overall.

For the questions that allowed more than one response (i.e. race, live with, etc.) each response becomes a separate table. If a student did not mark the response, that was counted as a NO response, and if they did mark the response, that was counted as a YES response. Since a non response is a valid response for these questions, the *N of Miss* will always be zero for these questions.

Table 1: Sex

Response	6	8	10	12	Total	
Male	51.4	46.5	47.0	50.0	48.6	
Female	48.6	53.5	53.0	50.0	51.4	
N of Valid	356	372	328	252	1308	
N of Miss	4	7	3	2	16	

Table 2: Age

Response	6	8	10	12	Total	
10 or younger	0.0	0.0	0.0	0.0	0.0	
11	61.2	0.0	0.0	0.0	16.6	
12	36.0	0.3	0.0	0.0	9.8	
13	2.8	58.1	0.0	0.0	17.4	
14	0.0	37.9	0.3	0.0	10.9	
15	0.0	3.4	64.2	0.0	17.1	
16	0.0	0.3	34.2	0.0	8.7	
17	0.0	0.0	1.2	66.1	13.1	
18	0.0	0.0	0.0	32.3	6.2	
19 or older	0.0	0.0	0.0	1.6	0.3	
N of Valid	356	377	330	254	1317	
N of Miss	4	2	1	0	7	

Table 3: Are you Hispanic or Latino?

Response	6	8	10	12	Total	
No	97.0	95.0	96.4	97.2	96.3	
Yes	3.0	5.0	3.6	2.8	3.7	
N of Valid	338	362	330	248	1278	
N of Miss	22	17	1	6	46	

Table 4: What is your race? Black or African American



Response	6	8	10	12	Total	
No	98.6	98.7	99.1	98.8	98.8	
Yes	1.4	1.3	0.9	1.2	1.2	
N of Valid	360	379	331	254	1324	
N of Miss	0	0	0	0	0	

Table 5: What is your race? Asian



Response	6	8	10	12	Total	
No	99.7	97.9	99.1	99.6	99.0	
Yes	0.3	2.1	0.9	0.4	1.0	
N of Valid	360	379	331	254	1324	
N of Miss	0	0	0	0	0	

Table 6: What is your race? American Indian



Response	6	8	10	12	Total	
No	89.4	93.7	95.5	96.5	93.5	
Yes	10.6	6.3	4.5	3.5	6.5	
N of Valid	360	379	331	254	1324	
N of Miss	0	0	0	0	0	

Table 7: What is your race? Alaska Native



Response	6	8	10	12	Total	
No	100.0	100.0	99.4	100.0	99.8	
Yes	0.0	0.0	0.6	0.0	0.2	
N of Valid	360	379	331	254	1324	
N of Miss	0	0	0	0	0	

Table 8: What is your race? White



Response	6	8	10	12	Total	
No	8.1	7.1	6.9	6.7	7.3	
Yes	91.9	92.9	93.1	93.3	92.7	
N of Valid	360	379	331	254	1324	
N of Miss	0	0	0	0	0	

Table 9: What is your race? Native Hawaiian or Other Pacific Islander



Response	6	8	10	12	Total	
No	99.7	99.7	100.0	99.2	99.7	
Yes	0.3	0.3	0.0	0.8	0.3	
N of Valid	360	379	331	254	1324	
N of Miss	0	0	0	0	0	

Table 10: What is your race? Other



Response	6	8	10	12	Total	
No	95.3	96.0	96.1	95.7	95.8	
Yes	4.7	4.0	3.9	4.3	4.2	
N of Valid	360	379	331	254	1324	
N of Miss	0	0	0	0	0	

Table 11: What is the highest level of schooling completed by your mother or father?









Response	6	8	10	12	Total	
Completed grade school or less	1.1	0.8	0.3	1.6	0.9	
Some high school	3.7	5.7	9.4	9.1	6.8	
Completed high school	14.7	19.2	19.1	27.2	19.5	
Some college	14.4	16.5	23.9	18.1	18.1	
Completed college	21.6	27.8	30.6	28.0	26.9	
Graduate or professional school after college	10.1	8.9	8.2	9.4	9.1	
Don't know	33.6	20.3	7.3	5.9	17.7	
Does not apply	0.9	0.8	1.2	0.8	0.9	
N of Valid	348	370	330	254	1302	
N of Miss	12	9	1	0	22	

Table 12: Think of where you live most of the time. Which of the following people live there with you? Mother



Response	6	8	10	12	Total	
No	10.0	15.6	14.2	18.1	14.2	
Yes	90.0	84.4	85.8	81.9	85.8	
N of Valid	360	379	331	254	1324	
N of Miss	0	0	0	0	0	

Table 13: Think of where you live most of the time. Which of the following people live there with you? Stepmother



Response	6	8	10	12	Total	
No	94.7	95.8	93.7	91.7	94.2	
Yes	5.3	4.2	6.3	8.3	5.8	
N of Valid	360	379	331	254	1324	
N of Miss	0	0	0	0	0	

Table 14: Think of where you live most of the time. Which of the following people live there with you? Foster Mother



Response	6	8	10	12	Total	
No	99.7	99.7	99.1	99.2	99.5	
Yes	0.3	0.3	0.9	0.8	0.5	
N of Valid	360	379	331	254	1324	
N of Miss	0	0	0	0	0	

Table 15: Think of where you live most of the time. Which of the following people live there with you? Grandmother



Response	6	8	10	12	Total	
No	88.1	89.4	90.0	93.3	90.0	
Yes	11.9	10.6	10.0	6.7	10.0	
N of Valid	360	379	331	254	1324	
N of Miss	0	0	0	0	0	

Table 16: Think of where you live most of the time. Which of the following people live there with you? Aunt



Response	6	8	10	12	Total	
No	96.9	97.1	97.3	98.0	97.3	
Yes	3.1	2.9	2.7	2.0	2.7	
N of Valid	360	379	331	254	1324	
N of Miss	0	0	0	0	0	

Table 17: Think of where you live most of the time. Which of the following people live there with you? Father



Response	6	8	10	12	Total	
No	30.3	42.0	39.0	40.9	37.8	
Yes	69.7	58.0	61.0	59.1	62.2	
N of Valid	360	379	331	254	1324	
N of Miss	0	0	0	0	0	



Table 18: Think of where you live most of the time. Which of the following people live there with you? Stepfather



Response	6	8	10	12	Total	
No	87.8	81.0	84.3	84.6	84.4	
Yes	12.2	19.0	15.7	15.4	15.6	
N of Valid	360	379	331	254	1324	
N of Miss	0	0	0	0	0	

Table 19: Think of where you live most of the time. Which of the following people live there with you? Foster Father



Response	6	8	10	12	Total	
No	100.0	99.7	99.4	99.6	99.7	
Yes	0.0	0.3	0.6	0.4	0.3	
N of Valid	360	379	331	254	1324	
N of Miss	0	0	0	0	0	

Table 20: Think of where you live most of the time. Which of the following people live there with you? Grandfather



Response	6	8	10	12	Total	
No	92.2	92.9	94.0	96.1	93.6	
Yes	7.8	7.1	6.0	3.9	6.4	
N of Valid	360	379	331	254	1324	
N of Miss	0	0	0	0	0	

Table 21: Think of where you live most of the time. Which of the following people live there with you? Uncle



Response	6	8	10	12	Total	
No	96.7	96.3	97.3	98.0	97.0	
Yes	3.3	3.7	2.7	2.0	3.0	
N of Valid	360	379	331	254	1324	
N of Miss	0	0	0	0	0	

Table 22: Think of where you live most of the time. Which of the following people live there with you? Other Adults

Response	6	8	10	12	Total	
No	96.7	97.1	98.2	97.6	97.4	
Yes	3.3	2.9	1.8	2.4	2.6	
N of Valid	360	379	331	254	1324	
N of Miss	0	0	0	0	0	

Table 23: Think of where you live most of the time. Which of the following people live there with you? Brother(s)

Response	6	8	10	12	Total	
No	53.3	57.5	59.8	64.2	58.2	
Yes	46.7	42.5	40.2	35.8	41.8	
N of Valid	360	379	331	254	1324	
N of Miss	0	0	0	0	0	

Table 24: Think of where you live most of the time. Which of the following people live there with you? Stepbrother(s)

Response	6	8	10	12	Total	
No	95.3	95.3	96.1	94.5	95.3	
Yes	4.7	4.7	3.9	5.5	4.7	
N of Valid	360	379	331	254	1324	
N of Miss	0	0	0	0	0	

Table 25: Think of where you live most of the time. Which of the following people live there with you? Sister(s)

Response	6	8	10	12	Total	
No	55.8	59.1	63.1	65.0	60.3	
Yes	44.2	40.9	36.9	35.0	39.7	
N of Valid	360	379	331	254	1324	
N of Miss	0	0	0	0	0	

Table 26: Think of where you live most of the time. Which of the following people live there with you? Stepsister(s)



Response	6	8	10	12	Total	
No	95.6	93.4	95.5	96.5	95.1	
Yes	4.4	6.6	4.5	3.5	4.9	
N of Valid	360	379	331	254	1324	
N of Miss	0	0	0	0	0	

Table 27: Think of where you live most of the time. Which of the following people live there with you? Other Children



Response	6	8	10	12	Total	
No	96.9	95.3	95.5	95.7	95.8	
Yes	3.1	4.7	4.5	4.3	4.2	
N of Valid	360	379	331	254	1324	
N of Miss	0	0	0	0	0	

Table 28: In my school, students have lots of chances to help decide things like class activities and rules.





Response	6	8	10	12	Total	
NO!	14.0	15.5	14.4	18.3	15.3	
no	44.7	40.5	37.3	38.9	40.5	
yes	36.1	39.2	41.9	34.9	38.2	
YES!	5.2	4.8	6.4	7.9	5.9	
N of Valid	349	375	327	252	1303	
N of Miss	11	4	4	2	21	

Table 29: Teachers ask me to work on special classroom projects.


Response	6	8	10	12	Total	
NO!	5.6	10.7	10.7	9.6	9.1	
no	34.5	41.8	47.5	44.2	41.7	
yes	47.1	42.9	39.3	42.2	43.0	
YES!	12.9	4.6	2.5	4.0	6.2	
N of Valid	357	373	326	251	1307	
N of Miss	3	6	5	3	17	

Table 30: My teacher(s) notices when I am doing a good job and lets me know about it.


Response	6	8	10	12	Total	
NO!	1.4	6.2	4.6	6.8	4.6	
no	13.2	18.9	20.2	21.9	18.3	
yes	48.7	60.1	56.4	60.6	56.2	
YES!	36.6	14.8	18.7	10.8	21.0	
N of Valid	355	371	326	251	1303	
N of Miss	5	8	5	3	21	

Table 31: There are lots of chances for students in my school to get involved in sports, clubs, and other school activities outside of class.


Response	6	8	10	12	Total	
NO!	7.5	2.1	1.2	1.6	3.3	
no	13.1	6.1	3.4	3.6	6.9	
yes	37.9	35.6	34.1	35.3	35.8	
YES!	41.5	56.1	61.3	59.5	54.1	
N of Valid	359	374	328	252	1313	
N of Miss	1	5	3	2	11	

Table 32: There are lots of chances for students in my school to talk with a teacher one-on-one.

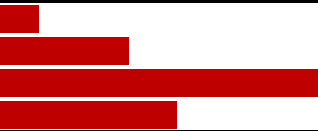
Response	6	8	10	12	Total	
NO!	2.2	4.8	4.0	5.2	4.0	
no	15.2	20.1	22.9	17.1	18.9	
yes	46.6	50.1	51.4	54.0	50.2	
YES!	36.0	24.9	21.7	23.8	26.9	
N of Valid	356	373	327	252	1308	
N of Miss	4	6	4	2	16	

Table 33: I feel safe at my school.


Response	6	8	10	12	Total	
NO!	2.0	5.6	5.2	2.8	4.0	
no	6.7	9.4	8.5	7.9	8.2	
yes	34.7	55.3	59.1	56.0	50.8	
YES!	56.6	29.7	27.1	33.3	37.1	
N of Valid	357	374	328	252	1311	
N of Miss	3	5	3	2	13	

Table 34: The school lets my parents know when I have done something well.

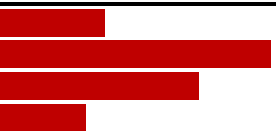
Response	6	8	10	12	Total	
NO!	7.1	19.0	13.5	22.2	15.0	
no	24.3	47.3	52.0	48.8	42.5	
yes	44.4	26.7	25.7	23.0	30.5	
YES!	24.3	7.0	8.9	6.0	11.9	
N of Valid	354	374	327	252	1307	
N of Miss	6	5	4	2	17	

Table 35: My teachers praise me when I work hard in school.





Response	6	8	10	12	Total	
NO!	7.7	14.9	12.5	12.0	11.8	
no	25.4	36.8	41.6	44.0	36.3	
yes	48.0	41.3	39.4	38.4	42.1	
YES!	18.9	6.9	6.4	5.6	9.8	
N of Valid	350	375	327	250	1302	
N of Miss	10	4	4	4	22	

Table 36: Are your school grades better than the grades of most students in your class?





Response	6	8	10	12	Total	
NO!	7.6	10.8	8.6	5.6	8.3	
no	30.1	30.4	35.8	27.9	31.2	
yes	44.1	41.4	41.9	51.0	44.1	
YES!	18.3	17.5	13.8	15.5	16.4	
N of Valid	356	372	327	251	1306	
N of Miss	4	7	4	3	18	

Table 37: I have lots of chances to be part of class discussions or activities.





Response	6	8	10	12	Total	
NO!	3.1	3.5	4.9	4.4	3.9	
no	10.7	16.0	18.9	17.6	15.6	
yes	47.2	57.9	56.1	62.4	55.4	
YES!	39.0	22.7	20.1	15.6	25.1	
N of Valid	356	375	328	250	1309	
N of Miss	4	4	3	4	15	

Table 38: Now thinking back over the past year in school, how often did you: enjoy being in school?






Response	6	8	10	12	Total	
Never	5.0	8.8	7.6	6.7	7.1	
Seldom	7.8	15.2	15.2	17.4	13.6	
Sometimes	37.5	39.4	39.9	41.5	39.4	
Often	28.6	24.2	25.3	27.3	26.3	
Almost always	21.0	12.5	11.9	7.1	13.6	
N of Valid	357	376	328	253	1314	
N of Miss	3	3	3	1	10	

Table 39: Now thinking back over the past year in school, how often did you: hate being in school?






Response	6	8	10	12	Total	
Never	20.4	5.6	4.3	3.6	8.9	
Seldom	35.6	28.2	24.8	25.4	28.8	
Sometimes	27.2	37.0	39.4	33.3	34.2	
Often	9.5	16.5	20.8	29.0	18.1	
Almost always	7.3	12.8	10.7	8.7	10.0	
N of Valid	357	376	327	252	1312	
N of Miss	3	3	4	2	12	

Table 40: Now thinking back over the past year in school, how often did you: try to do your best work in school?






Response	6	8	10	12	Total	
Never	0.0	0.5	0.6	0.8	0.5	
Seldom	0.6	2.7	4.3	2.0	2.4	
Sometimes	4.8	16.4	16.1	26.4	15.1	
Often	23.0	30.7	37.1	34.8	31.0	
Almost always	71.6	49.6	41.9	36.0	51.0	
N of Valid	352	371	329	250	1302	
N of Miss	8	8	2	4	22	



Table 41: How often do you feel that the school work you are assigned is meaningful and important?






Response	6	8	10	12	Total	
Never	3.4	7.0	8.2	4.7	5.9	
Seldom	8.4	17.1	23.1	28.5	18.4	
Sometimes	27.0	39.6	35.3	38.7	34.9	
Often	34.3	28.6	23.4	22.1	27.6	
Almost always	27.0	7.8	10.0	5.9	13.2	
N of Valid	356	374	329	253	1312	
N of Miss	4	5	2	1	12	

Table 42: Putting them all together, what were your grades like last year?






Response	6	8	10	12	Total	
Mostly F's	0.6	1.4	1.2	0.8	1.0	
Mostly D's	1.5	5.7	2.8	0.4	2.8	
Mostly C's	10.5	16.1	24.5	20.9	17.7	
Mostly B's	36.9	38.1	40.8	45.5	39.9	
Mostly A's	50.6	38.7	30.7	32.4	38.6	
N of Valid	344	367	326	253	1290	
N of Miss	16	12	5	1	34	

Table 43: How important do you think the things you are learning in school are going to be for your later life?






Response	6	8	10	12	Total	
Very important	53.5	29.1	15.2	11.9	28.9	
Quite important	30.1	29.9	28.2	27.3	29.0	
Fairly important	12.7	24.5	36.4	38.7	27.0	
Slightly important	3.1	13.9	17.0	17.8	12.5	
Not at all important	0.6	2.7	3.3	4.3	2.6	
N of Valid	355	375	330	253	1313	
N of Miss	5	4	1	1	11	

Table 44: How interesting are most of your courses to you?






Response	6	8	10	12	Total	
Very interesting and stimulating	14.0	5.1	5.8	2.0	7.0	
Quite interesting	41.3	23.0	15.8	17.8	25.1	
Fairly interesting	31.6	40.9	45.2	46.2	40.5	
Slightly dull	8.5	20.6	23.9	27.3	19.5	
Very dull	4.6	10.4	9.4	6.7	7.9	
N of Valid	351	374	330	253	1308	
N of Miss	9	5	1	1	16	

Table 45: During the LAST FOUR WEEKS how many whole days of school have you missed because you skipped or 'cut'?








Response	6	8	10	12	Total	
None	79.6	76.4	74.8	66.3	75.0	
1	9.2	10.7	12.0	11.6	10.8	
2	5.0	7.0	5.8	8.8	6.5	
3	3.1	1.6	3.1	5.2	3.1	
4-5	2.5	2.1	2.8	5.2	3.0	
6-10	0.6	0.8	0.6	2.0	0.9	
11 or more	0.0	1.3	0.9	0.8	0.8	
N of Valid	358	373	326	249	1306	
N of Miss	2	6	5	5	18	

Table 46: Think of your four best friends (the friends you feel closest to). In the past year (12 months), how many of your best friends have: participated in clubs, organizations or activities at school?






Response	6	8	10	12	Total	
0	12.0	10.3	8.6	6.0	9.5	
1	14.3	10.9	11.9	11.2	12.1	
2	16.8	17.1	15.9	14.1	16.1	
3	17.6	14.7	16.5	14.9	16.0	
4	39.2	47.0	47.1	53.8	46.2	
N of Valid	357	368	327	249	1301	
N of Miss	3	11	4	5	23	

Table 47: Think of your four best friends (the friends you feel closest to). In the past year (12 months), how many of your best friends have: smoked cigarettes?






Response	6	8	10	12	Total	
0	88.1	67.1	41.6	30.4	59.4	
1	6.8	13.7	24.2	20.2	15.7	
2	2.8	5.1	13.1	21.5	9.6	
3	1.7	5.4	10.4	11.3	6.8	
4	0.6	8.6	10.7	16.6	8.5	
N of Valid	354	371	327	247	1299	
N of Miss	6	8	4	7	25	

Table 48: Think of your four best friends (the friends you feel closest to). In the past year (12 months), how many of your best friends have: tried beer, wine or hard liquor (for example, vodka, whiskey, or gin) when their parents didn't know about it?






Response	6	8	10	12	Total	
0	80.6	52.8	27.7	22.1	48.2	
1	11.5	17.3	18.0	14.9	15.4	
2	3.9	11.9	15.5	10.4	10.4	
3	2.0	8.1	12.2	16.9	9.1	
4	2.0	10.0	26.5	35.7	16.9	
N of Valid	356	371	328	249	1304	
N of Miss	4	8	3	5	20	

Table 49: Think of your four best friends (the friends you feel closest to). In the past year (12 months), how many of your best friends have: made a commitment to stay drug-free?






Response	6	8	10	12	Total	
0	12.2	17.7	28.7	32.8	21.9	
1	5.4	9.5	16.8	16.4	11.6	
2	6.5	14.1	12.5	12.4	11.3	
3	9.1	12.2	11.0	10.0	10.6	
4	66.9	46.5	30.9	28.4	44.6	
N of Valid	353	368	327	250	1298	
N of Miss	7	11	4	4	26	

Table 50: Think of your four best friends (the friends you feel closest to). In the past year (12 months), how many of your best friends have: used marijuana?






Response	6	8	10	12	Total	
0	94.9	79.5	59.9	52.0	73.5	
1	2.3	8.6	13.5	14.6	9.3	
2	1.4	5.7	10.4	13.4	7.2	
3	1.4	1.6	7.6	9.3	4.6	
4	0.0	4.6	8.6	10.6	5.5	
N of Valid	350	370	327	246	1293	
N of Miss	10	9	4	8	31	

Table 51: Think of your four best friends (the friends you feel closest to). In the past year (12 months), how many of your best friends have: tried to do well in school?






Response	6	8	10	12	Total	
0	0.6	3.8	2.5	3.2	2.5	
1	2.5	7.3	8.6	4.4	5.8	
2	8.2	12.7	17.2	18.1	13.6	
3	18.9	22.7	25.5	23.7	22.5	
4	69.9	53.5	46.3	50.6	55.6	
N of Valid	355	370	326	249	1300	
N of Miss	5	9	5	5	24	

Table 52: Think of your four best friends (the friends you feel closest to). In the past year (12 months), how many of your best friends have: used LSD, cocaine, amphetamines, or other illegal drugs?






Response	6	8	10	12	Total	
0	95.8	91.3	84.5	80.6	88.8	
1	3.1	4.6	7.6	9.7	5.9	
2	0.8	1.6	4.9	4.0	2.7	
3	0.0	0.8	1.2	2.8	1.1	
4	0.3	1.6	1.8	2.8	1.5	
N of Valid	356	369	328	248	1301	
N of Miss	4	10	3	6	23	

Table 53: Think of your four best friends (the friends you feel closest to). In the past year (12 months), how many of your best friends have: been suspended from school?






Response	6	8	10	12	Total	
0	75.5	61.9	61.2	73.6	67.7	
1	14.4	18.1	16.2	15.6	16.1	
2	6.8	8.4	13.8	9.2	9.4	
3	1.7	4.6	5.2	0.8	3.2	
4	1.7	7.0	3.7	0.8	3.5	
N of Valid	355	370	327	250	1302	
N of Miss	5	9	4	4	22	

Table 54: Think of your four best friends (the friends you feel closest to). In the past year (12 months), how many of your best friends have: liked school?






Response	6	8	10	12	Total	
0	11.3	28.8	28.5	26.6	23.6	
1	11.9	16.2	14.4	19.0	15.1	
2	22.6	18.6	24.2	21.0	21.6	
3	22.9	17.8	16.6	16.5	18.6	
4	31.4	18.6	16.3	16.9	21.2	
N of Valid	354	371	326	248	1299	
N of Miss	6	8	5	6	25	

Table 55: Think of your four best friends (the friends you feel closest to). In the past year (12 months), how many of your best friends have: carried a handgun?






Response	6	8	10	12	Total	
0	90.9	94.1	91.5	93.1	92.4	
1	4.2	2.2	3.7	3.2	3.3	
2	1.4	1.6	1.8	0.8	1.5	
3	0.8	1.1	0.9	1.2	1.0	
4	2.5	1.1	2.1	1.6	1.8	
N of Valid	353	370	328	248	1299	
N of Miss	7	9	3	6	25	

Table 56: Think of your four best friends (the friends you feel closest to). In the past year (12 months), how many of your best friends have: sold illegal drugs?






Response	6	8	10	12	Total	
0	96.3	93.8	87.4	86.2	91.4	
1	2.8	3.2	6.7	5.3	4.4	
2	0.3	1.1	3.1	4.0	1.9	
3	0.3	0.3	2.1	1.6	1.0	
4	0.3	1.6	0.6	2.8	1.2	
N of Valid	354	371	326	247	1298	
N of Miss	6	8	5	7	26	

Table 57: Think of your four best friends (the friends you feel closest to). In the past year (12 months), how many of your best friends have: regularly attended religious services?






Response	6	8	10	12	Total	
0	19.6	11.9	10.7	14.4	14.2	
1	11.0	10.5	13.2	25.6	14.2	
2	15.6	19.7	24.2	23.2	20.4	
3	17.0	20.0	22.1	16.8	19.1	
4	36.9	37.8	29.8	20.0	32.1	
N of Valid	347	370	326	250	1293	
N of Miss	13	9	5	4	31	

Table 58: Think of your four best friends (the friends you feel closest to). In the past year (12 months), how many of your best friends have: stolen or tried to steal a motor vehicle such as a car or motorcycle?






Response	6	8	10	12	Total	
0	97.2	92.7	92.0	94.0	94.0	
1	1.7	4.1	6.1	2.8	3.7	
2	0.3	1.4	0.6	2.0	1.0	
3	0.3	0.3	0.3	1.2	0.5	
4	0.6	1.6	0.9	0.0	0.8	
N of Valid	357	370	327	248	1302	
N of Miss	3	9	4	6	22	

Table 59: Think of your four best friends (the friends you feel closest to). In the past year (12 months), how many of your best friends have: been arrested?






Response	6	8	10	12	Total	
0	93.8	84.9	78.6	80.6	84.9	
1	3.7	8.1	12.2	11.3	8.5	
2	1.4	4.1	6.4	6.5	4.4	
3	0.6	0.8	0.9	0.8	0.8	
4	0.6	2.2	1.8	0.8	1.4	
N of Valid	356	370	327	248	1301	
N of Miss	4	9	4	6	23	

Table 60: Think of your four best friends (the friends you feel closest to). In the past year (12 months), how many of your best friends have: dropped out of school?






Response	6	8	10	12	Total	
0	95.8	91.1	87.5	84.7	90.2	
1	2.8	5.7	7.6	11.3	6.5	
2	1.1	1.4	3.4	3.2	2.2	
3	0.3	1.4	1.2	0.8	0.9	
4	0.0	0.5	0.3	0.0	0.2	
N of Valid	356	370	327	248	1301	
N of Miss	4	9	4	6	23	

Table 61: Think of your four best friends (the friends you feel closest to). In the past year (12 months), how many of your best friends have: been members of a gang?






Response	6	8	10	12	Total	
0	89.9	91.1	93.6	93.5	91.9	
1	3.1	4.6	2.4	3.2	3.4	
2	2.3	1.6	0.9	2.0	1.7	
3	1.4	0.3	0.9	0.4	0.8	
4	3.4	2.4	2.1	0.8	2.3	
N of Valid	355	371	328	248	1302	
N of Miss	5	8	3	6	22	



Table 62: What are the chances you would be seen as cool if you: smoked cigarettes?






Response	6	8	10	12	Total	
No or very little chance	87.6	73.0	57.6	52.8	69.3	
Little chance	7.1	13.7	19.2	25.4	15.5	
Some chance	4.0	8.1	14.3	11.3	9.1	
Pretty good chance	1.1	3.5	6.7	6.0	4.2	
Very good chance	0.3	1.6	2.1	4.4	1.9	
N of Valid	354	371	328	248	1301	
N of Miss	6	8	3	6	23	

Table 63: What are the chances you would be seen as cool if you: worked hard at school?






Response	6	8	10	12	Total	
No or very little chance	5.4	11.9	13.5	12.5	10.6	
Little chance	7.3	18.2	22.3	19.0	16.4	
Some chance	14.1	23.3	26.3	32.3	23.3	
Pretty good chance	32.5	26.8	23.9	29.0	28.0	
Very good chance	40.7	19.8	14.1	7.3	21.6	
N of Valid	354	369	327	248	1298	
N of Miss	6	10	4	6	26	

Table 64: What are the chances you would be seen as cool if you: began drinking alcoholic beverages regularly, that is, at least once or twice a month?






Response	6	8	10	12	Total	
No or very little chance	84.9	65.9	38.0	26.1	56.4	
Little chance	8.4	12.7	18.8	20.1	14.5	
Some chance	3.1	11.1	17.0	23.3	12.7	
Pretty good chance	2.0	5.4	16.1	22.1	10.4	
Very good chance	1.7	4.9	10.0	8.4	6.0	
N of Valid	357	369	329	249	1304	
N of Miss	3	10	2	5	20	

Table 65: What are the chances you would be seen as cool if you: defended someone who was being verbally abused at school?






Response	6	8	10	12	Total	
No or very little chance	12.9	15.3	7.6	8.1	11.3	
Little chance	6.5	11.2	15.9	13.3	11.5	
Some chance	15.2	24.9	27.1	29.4	23.7	
Pretty good chance	21.3	26.8	25.6	28.6	25.3	
Very good chance	44.1	21.9	23.8	20.6	28.2	
N of Valid	356	366	328	248	1298	
N of Miss	4	13	3	6	26	

Table 66: What are the chances you would be seen as cool if you: smoked marijuana?






Response	6	8	10	12	Total	
No or very little chance	93.8	80.8	61.4	59.8	75.5	
Little chance	2.5	6.5	15.8	17.5	9.8	
Some chance	1.7	4.3	10.3	11.4	6.5	
Pretty good chance	1.1	4.6	6.4	4.5	4.1	
Very good chance	0.8	3.8	6.1	6.9	4.2	
N of Valid	357	369	329	246	1301	
N of Miss	3	10	2	8	23	

Table 67: What are the chances you would be seen as cool if you: carried a handgun?






Response	6	8	10	12	Total	
No or very little chance	86.5	84.6	80.8	78.6	83.0	
Little chance	7.0	7.9	9.5	11.7	8.8	
Some chance	3.9	4.3	5.2	5.2	4.6	
Pretty good chance	0.8	0.8	2.1	2.0	1.4	
Very good chance	1.7	2.4	2.4	2.4	2.2	
N of Valid	355	369	328	248	1300	
N of Miss	5	10	3	6	24	

Table 68: What are the chances you would be seen as cool if you: regularly volunteered to do community service?

Response	6	8	10	12	Total	
No or very little chance	14.6	31.1	27.4	22.2	24.0	
Little chance	16.0	25.1	23.8	29.0	23.0	
Some chance	21.9	20.0	28.0	27.8	24.0	
Pretty good chance	18.5	11.9	14.0	15.7	15.0	
Very good chance	28.9	11.9	6.7	5.2	14.0	
N of Valid	356	370	328	248	1302	
N of Miss	4	9	3	6	22	

Table 69: How old were you when you first: smoked marijuana?

Response	6	8	10	12	Total	
Never	99.2	89.3	78.4	66.3	84.9	
10 or younger	0.6	1.1	1.5	1.2	1.1	
11	0.3	0.8	0.6	2.0	0.8	
12	0.0	2.4	2.4	2.0	1.7	
13	0.0	5.1	3.6	4.4	3.2	
14	0.0	1.1	7.6	4.0	3.0	
15	0.0	0.3	4.6	4.8	2.1	
16	0.0	0.0	0.9	9.6	2.1	
17 or older	0.0	0.0	0.3	5.6	1.1	
N of Valid	359	373	329	249	1310	
N of Miss	1	6	2	5	14	

Table 70: How old were you when you first: smoked a cigarette, even just a puff?










Response	6	8	10	12	Total	
Never	85.8	71.5	51.5	37.3	63.9	
10 or younger	8.4	12.6	13.0	11.6	11.4	
11	3.6	5.4	5.2	5.2	4.8	
12	2.2	3.5	5.2	4.8	3.8	
13	0.0	4.8	6.7	8.0	4.6	
14	0.0	2.2	8.8	8.0	4.4	
15	0.0	0.0	8.2	8.8	3.7	
16	0.0	0.0	1.5	10.4	2.4	
17 or older	0.0	0.0	0.0	5.6	1.1	
N of Valid	358	372	330	249	1309	
N of Miss	2	7	1	5	15	

Table 71: How old were you when you first: had more than a sip or two of beer, wine or hard liquor (for example, vodka, whiskey, or gin)?










Response	6	8	10	12	Total	
Never	76.8	56.4	38.1	21.3	50.6	
10 or younger	15.1	14.1	9.1	9.9	12.3	
11	6.7	6.0	2.4	4.0	4.9	
12	1.4	8.1	6.3	5.5	5.3	
13	0.0	12.2	12.4	9.1	8.3	
14	0.0	3.3	16.9	11.5	7.4	
15	0.0	0.0	12.4	12.6	5.6	
16	0.0	0.0	2.1	15.8	3.6	
17 or older	0.0	0.0	0.3	10.3	2.1	
N of Valid	358	369	331	253	1311	
N of Miss	2	10	0	1	13	

Table 72: How old were you when you first: began drinking alcoholic beverages regularly, that is, at least once or twice a month?










Response	6	8	10	12	Total	
Never	97.8	89.5	72.8	55.3	81.0	
10 or younger	1.1	2.4	0.3	0.0	1.1	
11	1.1	0.8	0.3	0.4	0.7	
12	0.0	1.9	2.1	2.0	1.4	
13	0.0	4.3	5.4	2.0	3.0	
14	0.0	1.1	7.6	4.3	3.0	
15	0.0	0.0	8.8	7.9	3.7	
16	0.0	0.0	2.4	19.0	4.3	
17 or older	0.0	0.0	0.3	9.1	1.8	
N of Valid	358	373	331	253	1315	
N of Miss	2	6	0	1	9	

Table 73: How old were you when you first: used phenoxydine (pox, px, breeze)?


Response	6	8	10	12	Total	
Never	100.0	100.0	100.0	100.0	100.0	
10 or younger	0.0	0.0	0.0	0.0	0.0	
11	0.0	0.0	0.0	0.0	0.0	
12	0.0	0.0	0.0	0.0	0.0	
13	0.0	0.0	0.0	0.0	0.0	
14	0.0	0.0	0.0	0.0	0.0	
15	0.0	0.0	0.0	0.0	0.0	
16	0.0	0.0	0.0	0.0	0.0	
17 or older	0.0	0.0	0.0	0.0	0.0	
N of Valid	353	372	330	251	1306	
N of Miss	7	7	1	3	18	

Table 74: How old were you when you first: got suspended from school?










Response	6	8	10	12	Total	
Never	91.6	79.7	76.1	78.6	81.8	
10 or younger	5.6	6.9	6.4	0.8	5.3	
11	2.5	4.0	2.4	0.4	2.5	
12	0.3	3.7	2.7	4.4	2.7	
13	0.0	4.5	3.9	2.8	2.8	
14	0.0	0.8	3.0	4.0	1.8	
15	0.0	0.3	4.2	5.2	2.1	
16	0.0	0.0	1.2	2.4	0.8	
17 or older	0.0	0.0	0.0	1.6	0.3	
N of Valid	356	375	330	252	1313	
N of Miss	4	4	1	2	11	

Table 75: How old were you when you first: got arrested?










Response	6	8	10	12	Total	
Never	98.3	94.1	88.5	90.8	93.2	
10 or younger	0.6	1.1	0.6	0.0	0.6	
11	0.8	0.8	0.9	0.4	0.8	
12	0.3	0.8	0.9	0.4	0.6	
13	0.0	1.3	2.7	1.2	1.3	
14	0.0	1.6	3.3	1.2	1.5	
15	0.0	0.3	2.7	2.4	1.2	
16	0.0	0.0	0.0	2.4	0.5	
17 or older	0.0	0.0	0.3	1.2	0.3	
N of Valid	358	371	331	251	1311	
N of Miss	2	8	0	3	13	

Table 76: How old were you when you first: carried a handgun?


Response	6	8	10	12	Total	
Never	94.6	95.4	92.4	92.0	93.8	
10 or younger	2.3	1.6	1.5	1.6	1.8	
11	2.0	0.3	1.2	0.0	0.9	
12	1.1	0.8	0.3	0.8	0.8	
13	0.0	1.3	1.2	1.2	0.9	
14	0.0	0.5	1.5	0.4	0.6	
15	0.0	0.0	1.5	1.2	0.6	
16	0.0	0.0	0.3	0.4	0.2	
17 or older	0.0	0.0	0.0	2.4	0.5	
N of Valid	355	373	328	251	1307	
N of Miss	5	6	3	3	17	

Table 77: How old were you when you first: attacked someone with the idea of seriously hurting them?


Response	6	8	10	12	Total	
Never	87.6	83.9	75.1	80.6	82.0	
10 or younger	6.7	4.0	4.0	3.2	4.6	
11	3.4	4.0	2.1	2.0	3.0	
12	2.2	2.7	2.4	1.2	2.2	
13	0.0	4.3	5.2	2.4	3.0	
14	0.0	0.8	5.2	3.2	2.1	
15	0.0	0.3	5.2	3.6	2.1	
16	0.0	0.0	0.9	1.6	0.5	
17 or older	0.0	0.0	0.0	2.4	0.5	
N of Valid	356	372	329	252	1309	
N of Miss	4	7	2	2	15	

Table 78: How old were you when you first: belonged to a gang?










Response	6	8	10	12	Total	
Never	95.8	94.9	94.9	96.4	95.4	
10 or younger	1.7	1.3	0.6	0.0	1.0	
11	1.7	1.1	0.0	0.4	0.8	
12	0.8	0.5	0.0	0.0	0.4	
13	0.0	1.6	0.9	0.0	0.7	
14	0.0	0.5	0.9	1.2	0.6	
15	0.0	0.0	2.4	0.0	0.6	
16	0.0	0.0	0.3	1.2	0.3	
17 or older	0.0	0.0	0.0	0.8	0.2	
N of Valid	358	374	331	252	1315	
N of Miss	2	5	0	2	9	

Table 79: How wrong do you think it is for someone your age to: take a handgun to school?





Response	6	8	10	12	Total	
Very wrong	92.2	85.5	88.5	87.7	88.5	
Wrong	6.4	12.6	9.1	8.3	9.2	
A little bit wrong	1.4	1.6	1.8	2.4	1.7	
Not wrong at all	0.0	0.3	0.6	1.6	0.5	
N of Valid	359	372	331	253	1315	
N of Miss	1	7	0	1	9	

Table 80: How wrong do you think it is for someone your age to: steal anything worth more than \$5?





Response	6	8	10	12	Total	
Very wrong	67.7	59.5	51.2	54.5	58.7	
Wrong	27.0	30.7	36.1	35.2	31.9	
A little bit wrong	5.0	8.4	10.3	8.3	7.9	
Not wrong at all	0.3	1.4	2.4	2.0	1.5	
N of Valid	359	368	330	253	1310	
N of Miss	1	11	1	1	14	



Table 81: How wrong do you think it is for someone your age to: pick a fight with someone?





Response	6	8	10	12	Total	
Very wrong	50.6	30.7	27.2	26.2	34.4	
Wrong	35.2	36.4	35.3	34.5	35.4	
A little bit wrong	11.7	25.3	28.1	33.7	23.9	
Not wrong at all	2.5	7.5	9.4	5.6	6.3	
N of Valid	358	371	331	252	1312	
N of Miss	2	8	0	2	12	

Table 82: How wrong do you think it is for someone your age to: attack someone with the idea of seriously hurting them?





Response	6	8	10	12	Total	
Very wrong	82.0	63.6	56.4	56.0	65.3	
Wrong	13.8	23.5	24.8	31.0	22.6	
A little bit wrong	3.4	10.2	13.9	9.9	9.2	
Not wrong at all	0.8	2.7	4.8	3.2	2.8	
N of Valid	356	371	330	252	1309	
N of Miss	4	8	1	2	15	

Table 83: How wrong do you think it is for someone your age to: stay away from school all day when their parents think they are at school?





Response	6	8	10	12	Total	
Very wrong	77.9	55.0	36.6	29.2	51.6	
Wrong	17.6	28.0	34.7	37.5	28.7	
A little bit wrong	3.9	13.2	21.5	28.1	15.6	
Not wrong at all	0.6	3.8	7.3	5.1	4.0	
N of Valid	357	371	331	253	1312	
N of Miss	3	8	0	1	12	

Table 84: How wrong do you think it is for someone your age to: drink beer, wine or hard liquor (for example, vodka, whiskey, or gin) regularly?





Response	6	8	10	12	Total	
Very wrong	87.4	63.2	42.1	26.5	57.4	
Wrong	9.8	17.5	21.5	22.1	17.3	
A little bit wrong	2.5	9.9	24.2	33.6	16.1	
Not wrong at all	0.3	9.4	12.1	17.8	9.2	
N of Valid	356	372	330	253	1311	
N of Miss	4	7	1	1	13	

Table 85: How wrong do you think it is for someone your age to: smoke cigarettes?





Response	6	8	10	12	Total	
Very wrong	86.9	68.3	43.9	26.9	59.3	
Wrong	9.8	15.9	23.9	26.9	18.4	
A little bit wrong	3.1	9.7	18.5	23.7	12.8	
Not wrong at all	0.3	6.2	13.6	22.5	9.6	
N of Valid	358	372	330	253	1313	
N of Miss	2	7	1	1	11	

Table 86: How wrong do you think it is for someone your age to: smoke marijuana?





Response	6	8	10	12	Total	
Very wrong	94.7	82.8	68.2	62.1	78.4	
Wrong	3.6	8.6	12.7	13.4	9.2	
A little bit wrong	1.1	4.3	11.5	11.9	6.7	
Not wrong at all	0.6	4.3	7.6	12.6	5.7	
N of Valid	357	372	330	253	1312	
N of Miss	3	7	1	1	12	

Table 87: How wrong do you think it is for someone your age to: use LSD, cocaine, amphetamines or another illegal drug?





Response	6	8	10	12	Total	
Very wrong	97.5	93.3	90.0	86.2	92.2	
Wrong	2.0	4.3	7.0	9.9	5.4	
A little bit wrong	0.3	1.3	2.1	3.2	1.6	
Not wrong at all	0.3	1.1	0.9	0.8	0.8	
N of Valid	357	372	330	253	1312	
N of Miss	3	7	1	1	12	

Table 88: At school during the past 12 months, did you receive help from the resource teacher, speech therapist or other special education teacher?



Response	6	8	10	12	Total	
No	76.6	88.5	88.2	89.7	85.4	
Yes	23.4	11.5	11.8	10.3	14.6	
N of Valid	329	331	313	242	1215	
N of Miss	31	48	18	12	109	

Table 89: How many times have you done the following things? done what feels good no matter what.







Response	6	8	10	12	Total	
Never	36.3	28.6	22.0	21.6	27.6	
I've done it, but not in the past year	17.4	13.3	13.4	10.4	13.9	
Less than once a month	9.7	12.5	16.2	15.2	13.2	
About once a month	6.9	10.6	11.9	14.4	10.6	
2 or 3 times a month	10.0	11.9	14.0	11.6	11.9	
Once a week or more	19.7	23.1	22.6	26.8	22.7	
N of Valid	350	360	328	250	1288	
N of Miss	10	19	3	4	36	

Table 90: How many times have you done the following things? done something dangerous because someone dared you to do it.







Response	6	8	10	12	Total	
Never	62.8	43.1	32.3	33.5	43.9	
I've done it, but not in the past year	22.5	28.9	24.7	29.9	26.3	
Less than once a month	4.8	11.2	19.2	15.9	12.4	
About once a month	3.4	6.0	8.5	10.0	6.7	
2 or 3 times a month	3.9	5.2	9.1	6.8	6.1	
Once a week or more	2.5	5.7	6.1	4.0	4.6	
N of Valid	355	367	328	251	1301	
N of Miss	5	12	3	3	23	

Table 91: How many times have you done the following things? done crazy things even if they are a little dangerous.







Response	6	8	10	12	Total	
Never	41.6	29.9	19.8	20.7	28.8	
I've done it, but not in the past year	29.1	24.1	24.0	23.9	25.4	
Less than once a month	12.0	15.3	15.8	15.9	14.7	
About once a month	5.9	9.3	12.8	13.5	10.1	
2 or 3 times a month	3.4	9.0	13.4	13.5	9.4	
Once a week or more	8.1	12.3	14.3	12.4	11.7	
N of Valid	358	365	329	251	1303	
N of Miss	2	14	2	3	21	

Table 92: How many times in the past year (12 months) have you: been suspended from school?







Response	6	8	10	12	Total	
Never	94.4	88.4	87.6	92.4	90.6	
1 to 2 times	4.5	8.9	10.3	5.2	7.3	
3 to 5 times	0.8	2.7	0.9	1.6	1.5	
6 to 9 times	0.3	0.0	0.0	0.8	0.2	
10 to 19 times	0.0	0.0	0.6	0.0	0.2	
20 to 29 times	0.0	0.0	0.6	0.0	0.2	
30 to 39 times	0.0	0.0	0.0	0.0	0.0	
40+ times	0.0	0.0	0.0	0.0	0.0	
N of Valid	358	370	330	251	1309	
N of Miss	2	9	1	3	15	

Table 93: How many times in the past year (12 months) have you: carried a handgun?








Response	6	8	10	12	Total	
Never	95.5	95.4	93.6	90.8	94.1	
1 to 2 times	2.0	3.0	1.8	3.2	2.4	
3 to 5 times	0.6	0.5	0.9	2.0	0.9	
6 to 9 times	0.6	0.5	0.9	0.4	0.6	
10 to 19 times	0.8	0.0	0.6	1.2	0.6	
20 to 29 times	0.3	0.0	0.3	0.4	0.2	
30 to 39 times	0.0	0.0	0.0	0.0	0.0	
40+ times	0.3	0.5	1.8	2.0	1.1	
N of Valid	357	370	330	251	1308	
N of Miss	3	9	1	3	16	

Table 94: How many times in the past year (12 months) have you: sold illegal drugs?








Response	6	8	10	12	Total	
Never	99.4	98.1	96.0	92.0	96.8	
1 to 2 times	0.3	0.5	1.8	2.4	1.2	
3 to 5 times	0.3	0.5	0.3	0.4	0.4	
6 to 9 times	0.0	0.5	0.6	1.6	0.6	
10 to 19 times	0.0	0.3	0.6	0.4	0.3	
20 to 29 times	0.0	0.0	0.3	0.8	0.2	
30 to 39 times	0.0	0.0	0.0	0.0	0.0	
40+ times	0.0	0.0	0.3	2.4	0.5	
N of Valid	356	367	329	250	1302	
N of Miss	4	12	2	4	22	

Table 95: How many times in the past year (12 months) have you: stolen or tried to steal a motor vehicle such as a car or motorcycle?







Response	6	8	10	12	Total	
Never	98.6	97.0	96.1	96.8	97.2	
1 to 2 times	0.8	1.6	3.3	1.2	1.8	
3 to 5 times	0.3	0.8	0.3	0.4	0.5	
6 to 9 times	0.3	0.0	0.3	0.4	0.2	
10 to 19 times	0.0	0.0	0.0	0.4	0.1	
20 to 29 times	0.0	0.0	0.0	0.0	0.0	
30 to 39 times	0.0	0.0	0.0	0.0	0.0	
40+ times	0.0	0.5	0.0	0.8	0.3	
N of Valid	359	370	331	250	1310	
N of Miss	1	9	0	4	14	

Table 96: How many times in the past year (12 months) have you: participated in clubs, organizations or activities at school?









Response	6	8	10	12	Total	
Never	19.6	21.0	19.1	16.0	19.2	
1 to 2 times	30.4	22.3	15.8	12.4	21.0	
3 to 5 times	18.4	14.4	12.7	13.2	14.9	
6 to 9 times	9.8	7.1	10.6	9.6	9.2	
10 to 19 times	8.7	7.9	13.9	11.6	10.3	
20 to 29 times	2.2	3.3	4.5	6.4	3.9	
30 to 39 times	1.7	1.9	1.8	1.6	1.8	
40+ times	9.2	22.1	21.5	29.2	19.8	
N of Valid	358	367	330	250	1305	
N of Miss	2	12	1	4	19	

Table 97: How many times in the past year (12 months) have you: been arrested?







Response	6	8	10	12	Total	
Never	98.6	93.8	92.4	94.8	95.0	
1 to 2 times	1.4	5.1	5.1	3.2	3.7	
3 to 5 times	0.0	0.3	0.9	1.6	0.6	
6 to 9 times	0.0	0.5	0.6	0.0	0.3	
10 to 19 times	0.0	0.0	0.3	0.0	0.1	
20 to 29 times	0.0	0.0	0.0	0.0	0.0	
30 to 39 times	0.0	0.0	0.0	0.0	0.0	
40+ times	0.0	0.3	0.6	0.4	0.3	
N of Valid	358	369	331	250	1308	
N of Miss	2	10	0	4	16	

Table 98: How many times in the past year (12 months) have you: done extra work on your own for school?









Response	6	8	10	12	Total	
Never	20.6	34.5	29.7	31.0	28.8	
1 to 2 times	36.4	23.6	18.5	21.8	25.5	
3 to 5 times	17.5	15.5	15.2	14.9	15.8	
6 to 9 times	9.6	8.7	10.6	10.1	9.7	
10 to 19 times	5.9	7.1	11.2	10.1	8.4	
20 to 29 times	2.0	3.5	7.9	3.6	4.2	
30 to 39 times	1.7	1.6	1.5	1.6	1.6	
40+ times	6.2	5.4	5.5	6.9	5.9	
N of Valid	354	368	330	248	1300	
N of Miss	6	11	1	6	24	

Table 99: How many times in the past year (12 months) have you: attacked someone with the idea of seriously hurting them?









Response	6	8	10	12	Total	
Never	87.9	87.5	81.8	86.5	86.0	
1 to 2 times	8.1	8.2	12.4	7.6	9.1	
3 to 5 times	2.2	2.4	2.4	3.2	2.5	
6 to 9 times	0.6	0.5	1.2	0.8	0.8	
10 to 19 times	0.6	0.3	0.6	0.0	0.4	
20 to 29 times	0.0	0.3	0.0	0.8	0.2	
30 to 39 times	0.0	0.0	0.3	0.0	0.1	
40+ times	0.6	0.8	1.2	1.2	0.9	
N of Valid	356	368	330	251	1305	
N of Miss	4	11	1	3	19	



Table 100: How many times in the past year (12 months) have you: been drunk or high at school?








Response	6	8	10	12	Total	
Never	97.5	91.6	86.3	82.9	90.2	
1 to 2 times	2.0	3.5	5.2	7.6	4.3	
3 to 5 times	0.3	1.9	4.6	1.6	2.1	
6 to 9 times	0.3	0.8	1.5	2.0	1.1	
10 to 19 times	0.0	1.1	0.6	2.0	0.8	
20 to 29 times	0.0	0.0	0.0	0.0	0.0	
30 to 39 times	0.0	0.3	0.9	0.4	0.4	
40+ times	0.0	0.8	0.9	3.6	1.1	
N of Valid	357	368	329	251	1305	
N of Miss	3	11	2	3	19	

Table 101: How many times in the past year (12 months) have you: volunteered to do community service?









Response	6	8	10	12	Total	
Never	41.3	56.9	51.5	46.0	49.2	
1 to 2 times	28.1	20.6	19.7	21.4	22.6	
3 to 5 times	13.5	8.9	13.0	13.9	12.2	
6 to 9 times	8.7	5.1	4.5	3.6	5.7	
10 to 19 times	3.9	3.3	4.8	7.1	4.6	
20 to 29 times	1.7	1.6	3.0	4.8	2.6	
30 to 39 times	0.3	1.1	1.5	1.6	1.1	
40+ times	2.5	2.4	1.8	1.6	2.1	
N of Valid	356	369	330	252	1307	
N of Miss	4	10	1	2	17	

Table 102: How many times in the past year (12 months) have you: taken a handgun to school?






Response	6	8	10	12	Total	
Never	99.4	99.7	99.1	97.2	99.0	
1 to 2 times	0.6	0.0	0.0	1.2	0.4	
3 to 5 times	0.0	0.0	0.3	0.4	0.2	
6 to 9 times	0.0	0.0	0.0	0.0	0.0	
10 to 19 times	0.0	0.0	0.3	0.4	0.2	
20 to 29 times	0.0	0.0	0.0	0.0	0.0	
30 to 39 times	0.0	0.0	0.0	0.0	0.0	
40+ times	0.0	0.3	0.3	0.8	0.3	
N of Valid	357	369	331	252	1309	
N of Miss	3	10	0	2	15	

Table 103: Are you currently on probation, or assigned a probation officer with Juvenile Court?



Response	6	8	10	12	Total	
No	99.4	97.0	97.3	97.2	97.8	
Yes	0.6	3.0	2.7	2.8	2.2	
N of Valid	350	366	330	252	1298	
N of Miss	10	13	1	2	26	

Table 104: Have you ever belonged to a gang?






Response	6	8	10	12	Total	
No	92.4	90.8	93.6	94.4	92.7	
No, but would like to	1.1	2.4	0.9	1.2	1.5	
Yes, in the past	5.0	4.3	2.1	3.2	3.7	
Yes, belong now	1.1	2.2	3.0	1.2	1.9	
Yes, but would like to get out	0.3	0.3	0.3	0.0	0.2	
N of Valid	357	368	330	252	1307	
N of Miss	3	11	1	2	17	

Table 105: If you have ever belonged to a gang, did that gang have a name?

Response	6	8	10	12	Total
No	5.9	4.1	4.3	5.2	4.9
Yes	4.8	5.2	6.4	3.6	5.1
I have never belonged to a gang	89.3	90.7	89.3	91.2	90.1
N of Valid	354	366	326	251	1297
N of Miss	6	13	5	3	27

Table 106: You're looking at CD's in a music store with a friend. You look up and see her slip a CD under her coat. She smiles and says 'Which one do you want? Go ahead, take it while nobody's around.' There is nobody in sight, no employees and no other customers. What would you do now?

Response	6	8	10	12	Total
Ignore her	12.0	16.4	19.7	19.9	16.7
Grab a CD and leave the store	1.7	9.6	11.8	10.4	8.2
Tell her to put the CD back	62.9	44.0	33.6	37.1	45.1
Act like it is a joke, and ask her to put the CD back	23.4	30.1	34.8	32.7	30.0
N of Valid	350	366	330	251	1297
N of Miss	10	13	1	3	27

Table 107: You are visiting another part of town, and you don't know any of the people your age there. You are walking down the street, and some teenager you don't know is walking toward you. He is about your size, and as he is about to pass you, he deliberately bumps into you and you almost lose your balance. What would you say or do?

Response	6	8	10	12	Total
Push the person back	9.7	14.0	13.1	10.9	12.0
Say 'Excuse me' and keep on walking	61.0	44.5	50.2	52.8	52.0
Say 'Watch where you are going' and keep on walking	25.8	29.4	24.0	19.4	25.1
Swear at the person and walk away	3.4	12.1	12.8	16.9	10.9
N of Valid	349	364	329	248	1290
N of Miss	11	15	2	6	34

Table 108: You are at a party at someone's house, and one of your friends offers you a drink containing alcohol. What would you say or do?





Response	6	8	10	12	Total	
Drink it	5.1	24.2	38.8	55.0	28.7	
Tell your friend, 'No thanks, I don't drink' and suggest that you and your friend go and do something else	52.8	35.2	27.6	17.1	34.5	
Just say, 'No thanks' and walk away	27.3	26.6	25.8	24.3	26.1	
Make up a good excuse, tell your friend you had something else to do, and leave	14.8	14.0	7.9	3.6	10.6	
N of Valid	352	364	330	251	1297	
N of Miss	8	15	1	3	27	

Table 109: It's 8:00 on a weeknight and you are about to go over to a friend's home when your mother asks you where you are going. You say 'Oh, just going to go hang out with some friends.' She says, 'No, you'll just get into trouble if you go out. Stay home tonight.' What would you do now?





Response	6	8	10	12	Total	
Leave the house anyway	4.3	5.8	4.3	6.4	5.1	
Explain what you are going to do with your friends, tell her when you will get home, and ask if you can go out	64.2	66.4	74.2	78.4	70.1	
Not say anything and start watching TV	26.9	16.3	9.4	7.2	15.6	
Get into an argument with her	4.6	11.6	12.2	8.0	9.1	
N of Valid	349	363	329	250	1291	
N of Miss	11	16	2	4	33	

Table 110: How often do you attend religious services or activities?





Response	6	8	10	12	Total	
Never	9.2	7.9	7.6	13.9	9.4	
Rarely	17.0	14.2	18.5	26.7	18.5	
1-2 Times a Month	11.5	13.4	15.5	14.7	13.7	
About Once a Week or More	62.2	64.4	58.4	44.6	58.4	
N of Valid	347	365	329	251	1292	
N of Miss	13	14	2	3	32	

Table 111: I do the opposite of what people tell me, just to get them mad.





Response	6	8	10	12	Total	
Very False	53.1	35.5	36.5	43.6	42.1	
Somewhat False	28.9	34.7	32.2	29.2	31.4	
Somewhat True	16.0	24.6	28.3	25.2	23.3	
Very True	2.0	5.2	3.0	2.0	3.2	
N of Valid	350	366	329	250	1295	
N of Miss	10	13	2	4	29	

Table 112: I like to see how much I can get away with.





Response	6	8	10	12	Total	
Very False	56.9	34.8	31.0	34.1	39.7	
Somewhat False	27.1	31.5	28.3	28.9	29.0	
Somewhat True	13.7	24.7	31.6	30.1	24.5	
Very True	2.3	9.0	9.1	6.8	6.8	
N of Valid	350	365	329	249	1293	
N of Miss	10	14	2	5	31	

Table 113: I ignore rules that get in my way.





Response	6	8	10	12	Total	
Very False	65.7	45.7	39.0	38.0	47.9	
Somewhat False	23.3	31.1	31.0	35.2	29.8	
Somewhat True	9.5	19.0	23.3	23.2	18.4	
Very True	1.4	4.1	6.7	3.6	4.0	
N of Valid	347	363	326	250	1286	
N of Miss	13	16	5	4	38	

Table 114: I think sometimes it's okay to cheat at school.





Response	6	8	10	12	Total	
NO!	69.1	36.6	20.1	16.3	37.2	
no	23.7	37.4	37.4	39.3	34.1	
yes	6.6	21.6	35.3	37.7	24.1	
YES!	0.6	4.4	7.3	6.7	4.5	
N of Valid	350	366	329	252	1297	
N of Miss	10	13	2	2	27	

Table 115: It is important to think before you act.





Response	6	8	10	12	Total	
NO!	0.6	2.5	0.6	1.2	1.2	
no	3.4	8.2	4.0	4.4	5.1	
yes	23.8	44.1	47.3	48.4	40.2	
YES!	72.2	45.2	48.2	46.0	53.4	
N of Valid	349	365	328	250	1292	
N of Miss	11	14	3	4	32	

Table 116: Sometimes I think that life is not worth it.





Response	6	8	10	12	Total	
NO!	57.9	45.9	42.5	42.9	47.6	
no	19.9	22.0	28.4	28.6	24.4	
yes	17.8	22.8	20.2	21.8	20.6	
YES!	4.4	9.3	8.9	6.7	7.4	
N of Valid	342	364	327	252	1285	
N of Miss	18	15	4	2	39	

Table 117: At times I think I am no good at all.





Response	6	8	10	12	Total	
NO!	36.8	31.8	27.4	29.0	31.5	
no	22.4	24.3	27.7	27.0	25.2	
yes	30.7	31.8	33.8	34.9	32.6	
YES!	10.1	12.2	11.0	9.1	10.7	
N of Valid	348	362	328	252	1290	
N of Miss	12	17	3	2	34	

Table 118: All in all, I am inclined to think that I am a failure.





Response	6	8	10	12	Total	
NO!	53.5	46.3	43.7	48.2	47.9	
no	30.6	29.4	35.2	37.1	32.7	
yes	12.4	17.7	15.9	10.0	14.3	
YES!	3.5	6.6	5.2	4.8	5.1	
N of Valid	346	361	327	251	1285	
N of Miss	14	18	4	3	39	

Table 119: In the past year, have you felt depressed or sad MOST days, even if you felt okay sometimes?





Response	6	8	10	12	Total	
NO!	31.8	34.2	30.1	27.4	31.2	
no	26.6	26.8	27.7	29.8	27.6	
yes	30.1	26.0	28.6	28.6	28.3	
YES!	11.5	12.9	13.7	14.3	13.0	
N of Valid	349	365	329	252	1295	
N of Miss	11	14	2	2	29	

Table 120: It is all right to beat up people if they start the fight.





Response	6	8	10	12	Total	
NO!	58.5	30.9	28.6	26.2	36.8	
no	22.3	24.6	20.1	25.0	22.9	
yes	10.6	24.6	29.8	28.6	22.9	
YES!	8.6	19.9	21.6	20.2	17.4	
N of Valid	349	366	329	252	1296	
N of Miss	11	13	2	2	28	

Table 121: I think it is okay to take something without asking if you can get away with it.





Response	6	8	10	12	Total	
NO!	80.5	57.8	49.4	52.6	60.8	
no	16.7	33.7	39.9	39.4	31.8	
yes	2.3	6.8	7.9	6.0	5.7	
YES!	0.6	1.6	2.7	2.0	1.7	
N of Valid	348	365	328	251	1292	
N of Miss	12	14	3	3	32	

Table 122: Sometimes we don't know what we will do as adults, but we may have an idea. Please answer how true these statements may be for you. WHEN I AM AN ADULT I WILL: smoke cigarettes.





Response	6	8	10	12	Total	
NO!	83.0	70.3	62.1	57.4	69.1	
no	14.7	18.7	21.8	26.7	20.0	
yes	2.3	6.9	12.7	10.4	7.8	
YES!	0.0	4.1	3.3	5.6	3.1	
N of Valid	347	364	330	251	1292	
N of Miss	13	15	1	3	32	



Table 123: Sometimes we don't know what we will do as adults, but we may have an idea. Please answer how true these statements may be for you. WHEN I AM AN ADULT I WILL: drink beer, wine, or liquor.





Response	6	8	10	12	Total	
NO!	59.5	41.0	29.8	17.9	38.6	
no	23.4	22.6	18.5	18.3	20.9	
yes	14.5	29.5	37.4	45.0	30.5	
YES!	2.6	6.9	14.3	18.7	9.9	
N of Valid	346	363	329	251	1289	
N of Miss	14	16	2	3	35	

Table 124: Sometimes we don't know what we will do as adults, but we may have an idea. Please answer how true these statements may be for you. WHEN I AM AN ADULT I WILL: smoke marijuana.





Response	6	8	10	12	Total	
NO!	91.9	82.0	75.2	69.3	80.4	
no	7.8	12.3	17.3	17.9	13.5	
yes	0.3	2.7	3.6	6.4	3.0	
YES!	0.0	3.0	3.9	6.4	3.1	
N of Valid	346	366	330	251	1293	
N of Miss	14	13	1	3	31	

Table 125: Sometimes we don't know what we will do as adults, but we may have an idea. Please answer how true these statements may be for you. WHEN I AM AN ADULT I WILL: use LSD, cocaine, amphetamines or another illegal drug.





Response	6	8	10	12	Total	
NO!	94.2	91.3	89.7	89.6	91.3	
no	5.8	8.2	9.7	8.8	8.0	
yes	0.0	0.0	0.0	0.8	0.2	
YES!	0.0	0.5	0.6	0.8	0.5	
N of Valid	347	366	330	251	1294	
N of Miss	13	13	1	3	30	

Table 126: How much do you think people risk harming themselves (physically or in other ways) if they: smoked one or more packs of cigarettes per day?


Response	6	8	10	12	Total	
No risk	4.6	3.0	2.7	6.0	4.0	
Slight risk	6.6	4.4	8.8	7.2	6.7	
Moderate risk	21.9	19.8	25.5	26.4	23.1	
Great risk	66.9	72.7	63.0	60.4	66.3	
N of Valid	347	363	330	250	1290	
N of Miss	13	16	1	4	34	

Table 127: How much do you think people risk harming themselves (physically or in other ways) if they: try marijuana once or twice?


Response	6	8	10	12	Total	
No risk	6.6	9.7	19.4	26.9	14.7	
Slight risk	19.4	19.8	26.8	28.5	23.1	
Moderate risk	34.7	29.8	24.6	20.9	28.1	
Great risk	39.3	40.7	29.2	23.7	34.1	
N of Valid	346	359	325	249	1279	
N of Miss	14	20	6	5	45	

Table 128: How much do you think people risk harming themselves (physically or in other ways) if they: smoke marijuana regularly?


Response	6	8	10	12	Total	
No risk	5.3	6.3	6.9	12.2	7.3	
Slight risk	3.5	5.4	10.7	16.3	8.4	
Moderate risk	9.7	9.7	18.2	15.0	12.9	
Great risk	81.4	78.6	64.2	56.5	71.4	
N of Valid	339	351	318	246	1254	
N of Miss	21	28	13	8	70	

Table 129: How much do you think people risk harming themselves (physically or in other ways) if they: take one or two drinks of an alcoholic beverage (beer, wine, liquor) nearly every day?


Response	6	8	10	12	Total	
No risk	8.7	10.8	11.8	13.3	11.0	
Slight risk	21.7	25.5	30.3	30.1	26.6	
Moderate risk	33.6	32.7	32.1	30.5	32.4	
Great risk	35.9	31.0	25.8	26.1	30.0	
N of Valid	345	361	330	249	1285	
N of Miss	15	18	1	5	39	

Table 130: How much do you think people risk harming themselves (physically or in other ways) if they: have five or more drinks once or twice each weekend?


Response	6	8	10	12	Total	
No risk	6.0	7.2	7.6	11.6	7.8	
Slight risk	10.1	15.2	19.1	20.8	15.9	
Moderate risk	29.3	26.4	29.1	31.2	28.8	
Great risk	54.6	51.2	44.2	36.4	47.5	
N of Valid	348	363	330	250	1291	
N of Miss	12	16	1	4	33	

Table 131: On how many occasions have you had alcoholic beverages (beer, wine or hard liquor) to drink in your lifetime - more than just a few sips?

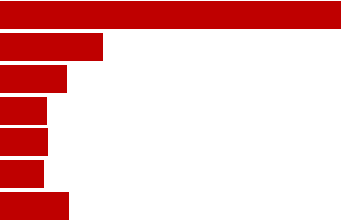
Response	6	8	10	12	Total	
0	80.7	61.5	39.7	23.5	53.8	
1-2	10.9	14.8	16.1	15.4	14.2	
3-5	5.5	7.4	11.5	10.1	8.4	
6-9	1.4	5.7	7.0	6.1	5.0	
10-19	0.3	4.1	8.8	9.7	5.3	
20-39	0.3	3.0	6.4	10.9	4.6	
40+	0.9	3.6	10.6	24.3	8.6	
N of Valid	348	366	330	247	1291	
N of Miss	12	13	1	7	33	

Table 132: On how many occasions have you had beer, wine or hard liquor to drink during the past 30 days?








Response	6	8	10	12	Total	
0	95.7	85.1	72.1	53.4	78.6	
1-2	3.5	8.8	14.5	21.5	11.3	
3-5	0.0	3.0	5.5	11.7	4.5	
6-9	0.3	1.1	4.5	5.3	2.6	
10-19	0.6	0.8	2.4	4.5	1.9	
20-39	0.0	0.3	0.3	0.8	0.3	
40+	0.0	0.8	0.6	2.8	0.9	
N of Valid	347	363	330	247	1287	
N of Miss	13	16	1	7	37	

Table 133: On how many occasions have you used marijuana (grass, pot) or hashish (hash, hash oil) in your lifetime?








Response	6	8	10	12	Total	
0	99.1	90.4	75.8	67.9	84.6	
1-2	0.9	3.3	9.1	8.8	5.2	
3-5	0.0	1.4	3.3	5.2	2.2	
6-9	0.0	1.6	1.8	2.0	1.3	
10-19	0.0	0.8	1.8	2.4	1.2	
20-39	0.0	0.3	3.0	2.4	1.3	
40+	0.0	2.2	5.2	11.2	4.1	
N of Valid	346	364	330	249	1289	
N of Miss	14	15	1	5	35	

Table 134: On how many occasions have you used marijuana (grass, pot) or hashish (hash, hash oil) during the past 30 days?








Response	6	8	10	12	Total	
0	100.0	96.4	91.2	88.3	94.5	
1-2	0.0	1.4	4.5	1.2	1.8	
3-5	0.0	0.5	0.6	2.0	0.7	
6-9	0.0	0.0	0.6	0.8	0.3	
10-19	0.0	0.5	0.3	2.0	0.6	
20-39	0.0	0.8	0.9	1.2	0.7	
40+	0.0	0.3	1.8	4.4	1.4	
N of Valid	348	365	330	248	1291	
N of Miss	12	14	1	6	33	

Table 135: On how many occasions have you used LSD or other psychedelics in your lifetime?







Response	6	8	10	12	Total	
0	99.7	99.5	97.3	96.4	98.4	
1-2	0.3	0.3	1.8	1.2	0.9	
3-5	0.0	0.3	0.3	1.2	0.4	
6-9	0.0	0.0	0.3	0.8	0.2	
10-19	0.0	0.0	0.0	0.0	0.0	
20-39	0.0	0.0	0.0	0.4	0.1	
40+	0.0	0.0	0.3	0.0	0.1	
N of Valid	346	366	330	250	1292	
N of Miss	14	13	1	4	32	

Table 136: On how many occasions have you used LSD or other psychedelics during the past 30 days?




Response	6	8	10	12	Total	
0	100.0	100.0	100.0	98.0	99.6	
1-2	0.0	0.0	0.0	1.6	0.3	
3-5	0.0	0.0	0.0	0.0	0.0	
6-9	0.0	0.0	0.0	0.0	0.0	
10-19	0.0	0.0	0.0	0.4	0.1	
20-39	0.0	0.0	0.0	0.0	0.0	
40+	0.0	0.0	0.0	0.0	0.0	
N of Valid	346	366	330	250	1292	
N of Miss	14	13	1	4	32	

Table 137: On how many occasions have you used cocaine or crack in your lifetime?







Response	6	8	10	12	Total	
0	99.4	98.1	97.9	96.4	98.1	
1-2	0.3	1.6	1.5	1.6	1.2	
3-5	0.0	0.3	0.3	0.4	0.2	
6-9	0.0	0.0	0.3	1.2	0.3	
10-19	0.3	0.0	0.0	0.0	0.1	
20-39	0.0	0.0	0.0	0.0	0.0	
40+	0.0	0.0	0.0	0.4	0.1	
N of Valid	346	366	330	250	1292	
N of Miss	14	13	1	4	32	

Table 138: On how many occasions have you used cocaine or crack during the past 30 days?





Response	6	8	10	12	Total	
0	99.7	99.2	100.0	98.8	99.5	
1-2	0.0	0.5	0.0	0.4	0.2	
3-5	0.3	0.3	0.0	0.4	0.2	
6-9	0.0	0.0	0.0	0.0	0.0	
10-19	0.0	0.0	0.0	0.4	0.1	
20-39	0.0	0.0	0.0	0.0	0.0	
40+	0.0	0.0	0.0	0.0	0.0	
N of Valid	344	364	330	250	1288	
N of Miss	16	15	1	4	36	

Table 139: On how many occasions have you sniffed glue, breathed the contents of an aerosol spray can, or inhaled other gases or sprays, in order to get high in your lifetime?








Response	6	8	10	12	Total	
0	88.8	83.6	83.6	87.1	85.7	
1-2	7.2	8.7	8.5	6.8	7.9	
3-5	2.6	3.0	3.3	2.8	2.9	
6-9	0.6	1.4	2.1	1.6	1.4	
10-19	0.3	1.9	0.9	0.0	0.9	
20-39	0.0	0.5	0.6	0.4	0.4	
40+	0.6	0.8	0.9	1.2	0.9	
N of Valid	348	366	330	249	1293	
N of Miss	12	13	1	5	31	

Table 140: On how many occasions have you sniffed glue, breathed the contents of an aerosol spray can, or inhaled other gases or sprays, in order to get high during the past 30 days?







Response	6	8	10	12	Total	
0	94.2	93.2	94.8	97.2	94.7	
1-2	4.6	5.2	3.3	1.6	3.9	
3-5	0.6	1.1	0.9	0.4	0.8	
6-9	0.0	0.5	0.0	0.8	0.3	
10-19	0.3	0.0	0.3	0.0	0.2	
20-39	0.0	0.0	0.0	0.0	0.0	
40+	0.3	0.0	0.6	0.0	0.2	
N of Valid	347	366	330	250	1293	
N of Miss	13	13	1	4	31	

Table 141: On how many occasions have you used phenoxydine (pox, px, breeze) in your lifetime?


Response	6	8	10	12	Total	
0	100.0	100.0	100.0	100.0	100.0	
1-2	0.0	0.0	0.0	0.0	0.0	
3-5	0.0	0.0	0.0	0.0	0.0	
6-9	0.0	0.0	0.0	0.0	0.0	
10-19	0.0	0.0	0.0	0.0	0.0	
20-39	0.0	0.0	0.0	0.0	0.0	
40+	0.0	0.0	0.0	0.0	0.0	
N of Valid	345	366	330	250	1291	
N of Miss	15	13	1	4	33	



Table 142: On how many occasions have you used phenoxydine (pox, px, breeze) during the past 30 days?


Response	6	8	10	12	Total	
0	100.0	100.0	100.0	100.0	100.0	
1-2	0.0	0.0	0.0	0.0	0.0	
3-5	0.0	0.0	0.0	0.0	0.0	
6-9	0.0	0.0	0.0	0.0	0.0	
10-19	0.0	0.0	0.0	0.0	0.0	
20-39	0.0	0.0	0.0	0.0	0.0	
40+	0.0	0.0	0.0	0.0	0.0	
N of Valid	347	366	329	250	1292	
N of Miss	13	13	2	4	32	

Table 143: On how many occasions have you used sedatives (tranquilizers, such as Valium or Xanax, barbiturates, or sleeping pills) without a doctor telling you to take them, in your lifetime?








Response	6	8	10	12	Total	
0	95.4	90.2	79.4	79.9	86.9	
1-2	2.0	4.9	7.9	6.4	5.2	
3-5	1.7	1.4	3.9	4.0	2.6	
6-9	0.0	1.1	2.4	0.8	1.1	
10-19	0.0	1.1	2.1	3.2	1.5	
20-39	0.3	1.4	2.1	1.6	1.3	
40+	0.6	0.0	2.1	4.0	1.5	
N of Valid	348	366	330	249	1293	
N of Miss	12	13	1	5	31	

Table 144: On how many occasions have you used sedatives (tranquilizers, such as Valium or Xanax, barbiturates, or sleeping pills) without a doctor telling you to take them, during the past 30 days?








Response	6	8	10	12	Total	
0	98.0	94.5	91.5	90.3	93.9	
1-2	1.1	3.6	6.4	2.0	3.3	
3-5	0.3	1.1	0.9	3.2	1.2	
6-9	0.0	0.3	0.9	1.6	0.6	
10-19	0.0	0.3	0.3	2.4	0.6	
20-39	0.6	0.0	0.0	0.4	0.2	
40+	0.0	0.3	0.0	0.0	0.1	
N of Valid	348	366	330	248	1292	
N of Miss	12	13	1	6	32	

Table 145: On how many occasions have you used Methamphetamines (meth, speed, crank, crystal meth) in your lifetime?







Response	6	8	10	12	Total	
0	99.7	97.0	97.6	96.3	97.7	
1-2	0.0	1.9	1.8	2.8	1.6	
3-5	0.3	0.5	0.0	0.0	0.2	
6-9	0.0	0.0	0.3	0.0	0.1	
10-19	0.0	0.0	0.3	0.0	0.1	
20-39	0.0	0.0	0.0	0.0	0.0	
40+	0.0	0.5	0.0	0.8	0.3	
N of Valid	345	366	329	246	1286	
N of Miss	15	13	2	8	38	

Table 146: On how many occasions have you used Methamphetamines (meth, speed, crank, crystal meth) in the past 30 days?





Response	6	8	10	12	Total	
0	100.0	98.4	100.0	98.8	99.3	
1-2	0.0	1.4	0.0	0.8	0.5	
3-5	0.0	0.0	0.0	0.0	0.0	
6-9	0.0	0.0	0.0	0.4	0.1	
10-19	0.0	0.0	0.0	0.0	0.0	
20-39	0.0	0.0	0.0	0.0	0.0	
40+	0.0	0.3	0.0	0.0	0.1	
N of Valid	346	366	330	247	1289	
N of Miss	14	13	1	7	35	

Table 147: On how many occasions have you used stimulants, other than Methamphetamines (such as amphetamines, Ritalin or Dexedrine) without a doctor telling you to take them, in your lifetime?








Response	6	8	10	12	Total	
0	99.4	97.8	94.8	93.2	96.6	
1-2	0.6	1.6	2.7	2.4	1.8	
3-5	0.0	0.3	0.9	1.2	0.5	
6-9	0.0	0.0	0.6	0.8	0.3	
10-19	0.0	0.0	0.0	0.8	0.2	
20-39	0.0	0.3	0.3	0.4	0.2	
40+	0.0	0.0	0.6	1.2	0.4	
N of Valid	348	366	329	249	1292	
N of Miss	12	13	2	5	32	

Table 148: On how many occasions have you used stimulants, other than Methamphetamines (such as amphetamines, Ritalin or Dexedrine) without a doctor telling you to take them, during the past 30 days?


Response	6	8	10	12	Total	
0	100.0	99.7	99.4	98.0	99.4	
1-2	0.0	0.3	0.3	0.8	0.3	
3-5	0.0	0.0	0.0	0.4	0.1	
6-9	0.0	0.0	0.0	0.4	0.1	
10-19	0.0	0.0	0.0	0.0	0.0	
20-39	0.0	0.0	0.3	0.4	0.2	
40+	0.0	0.0	0.0	0.0	0.0	
N of Valid	348	366	329	249	1292	
N of Miss	12	13	2	5	32	

Table 149: On how many occasions have you used heroin or other opiates in your lifetime?


Response	6	8	10	12	Total	
0	100.0	99.2	98.8	97.2	98.9	
1-2	0.0	0.5	0.6	2.0	0.7	
3-5	0.0	0.0	0.6	0.0	0.2	
6-9	0.0	0.0	0.0	0.0	0.0	
10-19	0.0	0.3	0.0	0.8	0.2	
20-39	0.0	0.0	0.0	0.0	0.0	
40+	0.0	0.0	0.0	0.0	0.0	
N of Valid	346	366	329	248	1289	
N of Miss	14	13	2	6	35	

Table 150: On how many occasions have you used heroin or other opiates during the past 30 days?



Response	6	8	10	12	Total	
0	100.0	99.5	100.0	100.0	99.8	
1-2	0.0	0.5	0.0	0.0	0.2	
3-5	0.0	0.0	0.0	0.0	0.0	
6-9	0.0	0.0	0.0	0.0	0.0	
10-19	0.0	0.0	0.0	0.0	0.0	
20-39	0.0	0.0	0.0	0.0	0.0	
40+	0.0	0.0	0.0	0.0	0.0	
N of Valid	346	366	329	248	1289	
N of Miss	14	13	2	6	35	

Table 151: On how many occasions have you used MDMA ('X', 'E', or ecstasy) in your lifetime?







Response	6	8	10	12	Total	
0	99.4	98.4	97.3	95.6	97.8	
1-2	0.6	0.5	1.2	1.6	0.9	
3-5	0.0	0.8	1.2	1.2	0.8	
6-9	0.0	0.3	0.3	0.4	0.2	
10-19	0.0	0.0	0.0	0.0	0.0	
20-39	0.0	0.0	0.0	0.8	0.2	
40+	0.0	0.0	0.0	0.4	0.1	
N of Valid	345	364	329	249	1287	
N of Miss	15	15	2	5	37	

Table 152: On how many occasions have you used MDMA ('X', 'E', or ecstasy) during the past 30 days?





Response	6	8	10	12	Total	
0	100.0	98.9	99.4	97.6	99.1	
1-2	0.0	0.8	0.3	2.0	0.7	
3-5	0.0	0.0	0.3	0.4	0.2	
6-9	0.0	0.3	0.0	0.0	0.1	
10-19	0.0	0.0	0.0	0.0	0.0	
20-39	0.0	0.0	0.0	0.0	0.0	
40+	0.0	0.0	0.0	0.0	0.0	
N of Valid	343	365	329	249	1286	
N of Miss	17	14	2	5	38	

Table 153: On how many occasions have you taken prescription drugs (such as Valium, Xanax, Ritalin, Adderall, OxyContin, Darvocet, or sleeping pills) on your own-that is, without a doctor telling you to take them in your lifetime?








Response	6	8	10	12	Total	
0	95.7	90.4	80.5	77.5	86.8	
1-2	2.6	4.9	8.2	7.6	5.7	
3-5	0.6	1.6	3.0	4.0	2.2	
6-9	0.3	1.4	2.7	2.0	1.6	
10-19	0.3	0.5	1.8	2.0	1.1	
20-39	0.0	0.8	1.2	2.8	1.1	
40+	0.6	0.3	2.4	4.0	1.6	
N of Valid	347	365	329	249	1290	
N of Miss	13	14	2	5	34	

Table 154: On how many occasions have you taken prescription drugs (such as Valium, Xanax, Ritalin, Adderall, OxyContin, Darvocet, or sleeping pills) on your own-that is, without a doctor telling you to take them during the past 30 days?








Response	6	8	10	12	Total	
0	98.9	95.1	93.3	89.6	94.6	
1-2	0.6	3.3	4.0	5.2	3.1	
3-5	0.3	1.1	0.9	2.8	1.2	
6-9	0.0	0.3	1.2	0.8	0.5	
10-19	0.0	0.0	0.3	0.8	0.2	
20-39	0.0	0.3	0.3	0.8	0.3	
40+	0.3	0.0	0.0	0.0	0.1	
N of Valid	348	366	329	249	1292	
N of Miss	12	13	2	5	32	

Table 155: On how many occasions have you taken non-prescription medicines such as diet pills (for example, Dietac, Dexatrim or Prolamine), stay-awake pills (for example No-Doz, Vivarin, or Wake), or cough or cold medicines (robos, DXM, etc.) to get high in your lifetime?








Response	6	8	10	12	Total	
0	96.5	94.5	90.6	87.5	92.7	
1-2	2.6	2.2	3.6	4.8	3.2	
3-5	0.0	0.8	0.6	2.4	0.9	
6-9	0.0	0.3	1.5	2.4	0.9	
10-19	0.3	0.8	1.5	0.8	0.9	
20-39	0.3	0.0	1.2	0.8	0.5	
40+	0.3	1.4	0.9	1.2	0.9	
N of Valid	346	366	329	248	1289	
N of Miss	14	13	2	6	35	

Table 156: On how many occasions have you taken non-prescription medicines such as diet pills (for example, Dietac, Dexatrim or Prolamine), stay-awake pills (for example No-Doz, Vivarin, or Wake), or cough or cold medicines (robos, DXM, etc.) to get high during the past 30 days?








Response	6	8	10	12	Total	
0	98.8	97.3	96.4	97.6	97.5	
1-2	1.2	1.4	1.5	1.6	1.4	
3-5	0.0	0.8	0.9	0.4	0.5	
6-9	0.0	0.3	0.6	0.0	0.2	
10-19	0.0	0.0	0.3	0.0	0.1	
20-39	0.0	0.0	0.3	0.4	0.2	
40+	0.0	0.3	0.0	0.0	0.1	
N of Valid	346	365	329	248	1288	
N of Miss	14	14	2	6	36	

Table 157: On how many occasions have you been drunk or very high from drinking alcoholic beverages during the past 30 days?








Response	6	8	10	12	Total	
0	96.5	90.4	79.7	65.9	84.6	
1-2	3.5	5.7	11.5	16.9	8.7	
3-5	0.0	2.2	4.8	9.2	3.6	
6-9	0.0	0.3	2.1	3.2	1.2	
10-19	0.0	0.5	0.9	2.4	0.9	
20-39	0.0	0.0	0.6	1.2	0.4	
40+	0.0	0.8	0.3	1.2	0.5	
N of Valid	347	366	330	249	1292	
N of Miss	13	13	1	5	32	



Table 158: Think back over the last two weeks. How many times have you had five or more alcoholic drinks in a row?


Response	6	8	10	12	Total	
None	98.0	90.8	81.2	65.6	85.4	
Once	1.2	3.1	7.6	10.9	5.2	
Twice	0.6	2.2	4.6	10.5	4.0	
3-5 times	0.0	2.8	4.0	7.7	3.3	
6-9 times	0.3	0.3	1.5	2.4	1.0	
10 or more times	0.0	0.8	1.2	2.8	1.1	
N of Valid	345	357	329	247	1278	
N of Miss	15	22	2	7	46	

Table 159: Have you ever used smokeless tobacco (chew, snuff, plug, dipping tobacco, or chewing tobacco)?


Response	6	8	10	12	Total	
Never	94.5	81.2	72.6	68.0	80.0	
Once or Twice	4.1	10.1	11.0	12.1	9.1	
Once in a while but not regularly	0.6	4.2	5.5	8.5	4.4	
Regularly in the past	0.6	2.5	4.0	3.6	2.6	
Regularly now	0.3	2.0	7.0	7.7	3.9	
N of Valid	344	356	328	247	1275	
N of Miss	16	23	3	7	49	

Table 160: How often have you taken smokeless tobacco during the past 30 days?


Response	6	8	10	12	Total	
Not at all	98.0	93.5	85.4	83.8	90.7	
Once or twice	1.2	3.1	5.2	5.7	3.6	
Once or twice per week	0.6	1.1	1.5	2.0	1.3	
Three to five times per week	0.0	0.3	0.6	1.2	0.5	
About once a day	0.3	0.8	0.6	1.2	0.7	
More than once a day	0.0	1.1	6.7	6.1	3.2	
N of Valid	344	356	328	247	1275	
N of Miss	16	23	3	7	49	

Table 161: Have you ever smoked cigarettes?


Response	6	8	10	12	Total	
Never	87.2	72.5	54.9	41.3	65.9	
Once or Twice	9.6	14.6	18.3	18.2	14.9	
Once in a while but not regularly	1.5	6.7	11.9	16.6	8.5	
Regularly in the past	1.5	3.6	7.9	8.9	5.2	
Regularly now	0.3	2.5	7.0	15.0	5.5	
N of Valid	344	357	328	247	1276	
N of Miss	16	22	3	7	48	

Table 162: How frequently have you smoked cigarettes during the past 30 days?


Response	6	8	10	12	Total	
Not at all	98.6	91.6	80.5	72.2	86.9	
Less than one cigarette per day	0.9	4.5	10.3	9.4	6.0	
One to five cigarettes per day	0.3	3.1	5.2	8.2	3.8	
About one-half pack per day	0.0	0.0	2.7	5.3	1.7	
About one pack per day	0.3	0.6	1.2	2.9	1.1	
About one and one-half packs per day	0.0	0.3	0.0	2.0	0.5	
Two packs or more per day	0.0	0.0	0.0	0.0	0.0	
N of Valid	345	357	329	245	1276	
N of Miss	15	22	2	9	48	

Table 163: During the last month, about how many marijuana cigarettes, or the equivalent, did you smoke a day, on the average?








Response	6	8	10	12	Total	
None	99.4	94.7	90.0	86.6	93.2	
Less than 1 a day	0.3	2.5	4.6	2.4	2.4	
1 a day	0.3	0.3	1.5	2.4	1.0	
2-3 a day	0.0	1.4	1.5	4.0	1.6	
4-6 a day	0.0	0.8	1.2	3.2	1.2	
7-10 a day	0.0	0.0	0.6	0.4	0.2	
11 or more a day	0.0	0.3	0.6	0.8	0.4	
N of Valid	345	357	329	247	1278	
N of Miss	15	22	2	7	46	

Table 164: If you drank alcohol (not just a sip or taste) in the past year, how did you usually get it?













Response	6	8	10	12	Total	
I did not drink alcohol in the past year	90.6	73.4	49.7	38.7	65.3	
I bought it myself with a fake ID	0.0	0.6	0.3	0.8	0.4	
I bought it myself without a fake ID	0.3	0.0	0.3	0.8	0.3	
I got it from someone I know age 21 or older	1.8	4.8	17.4	37.4	13.5	
I got it from someone I know under age 21	1.5	2.8	9.6	7.8	5.2	
I got it from my brother or sister	0.3	1.7	1.6	2.1	1.3	
I got it from home with my parents' permission	2.1	3.7	4.3	4.1	3.5	
I got it from home without my parents' permission	0.6	4.0	4.3	0.4	2.5	
I got it from another relative	1.2	2.3	2.5	0.4	1.7	
A stranger bought it for me	0.0	0.6	0.9	0.4	0.5	
I took it from a store or shop	0.0	0.0	0.0	0.4	0.1	
Other	1.8	6.2	9.0	6.6	5.8	
N of Valid	341	354	322	243	1260	
N of Miss	19	25	9	11	64	

Table 165: If you drank alcohol (not just a sip or taste) in the past year, where did you usually drink it?

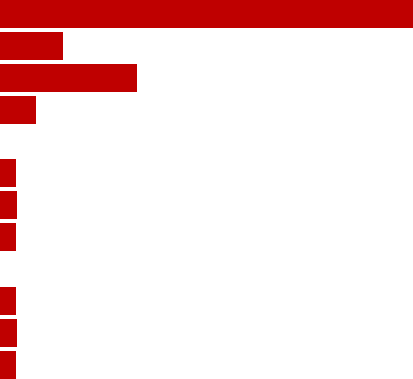
Response	6	8	10	12	Total	
I did not drink alcohol in the past year	90.9	74.4	50.5	39.8	66.1	
at my home	2.9	9.2	12.0	8.2	8.0	
at someone else's home	4.1	10.9	30.3	43.0	20.3	
at an open area like a park, beach, field, back road, woods, or a street corner	1.8	3.4	4.4	5.3	3.6	
at a sporting event or concert	0.0	0.0	0.3	0.8	0.2	
at a restaurant, bar, or a nightclub	0.3	0.0	0.3	1.2	0.4	
at an empty building or a construction site	0.0	0.3	0.6	0.4	0.3	
at a hotel/motel	0.0	0.0	0.6	0.8	0.3	
in a car	0.0	0.9	0.6	0.4	0.5	
at school	0.0	0.9	0.3	0.0	0.3	
N of Valid	340	348	317	244	1249	
N of Miss	20	31	14	10	75	

Table 166: If you smoked cigarettes (not just a puff or drag) in the past year, how did you usually get them?












Response	6	8	10	12	Total	
I did not smoke cigarettes in the past year	93.3	81.3	69.4	60.3	77.5	
I bought them myself with a fake ID	0.0	0.3	0.3	0.0	0.2	
I bought them myself without a fake ID	0.0	0.3	1.9	8.3	2.1	
I got them from someone I know age 18 or older	1.2	4.8	12.7	20.2	8.8	
I got them from someone I know under age 18	1.8	2.3	5.2	3.7	3.2	
I got them from my brother or sister	0.3	2.0	0.6	0.4	0.9	
I got them from home with my parents' permission	0.0	0.8	0.6	0.8	0.6	
I got them from home without my parents' permission	0.9	2.5	3.1	0.4	1.8	
I got them from another relative	0.0	1.7	1.9	0.4	1.0	
A stranger bought them for me	0.0	0.3	0.0	0.0	0.1	
I took them from a store or shop	0.0	0.0	0.0	0.0	0.0	
Other	2.6	3.7	4.3	5.4	3.9	
N of Valid	341	353	324	242	1260	
N of Miss	19	26	7	12	64	

Table 167: If you smoked cigarettes (not just a puff or drag) in the past year, where did you usually smoke them?










Response	6	8	10	12	Total	
I did not smoke cigarettes in the past year	93.8	83.3	71.2	61.2	78.8	
at my home	1.5	6.0	9.1	9.1	6.2	
at someone else's home	2.1	4.6	5.3	9.9	5.1	
at an open area like a park, beach, field, back road, woods, or a street corner	1.8	4.6	6.6	8.7	5.1	
at a sporting event or concert	0.0	0.3	0.3	0.4	0.2	
at a restaurant, bar, or a nightclub	0.0	0.0	0.0	0.8	0.2	
at an empty building or a construction site	0.3	0.6	0.3	0.4	0.4	
at a hotel/motel	0.0	0.0	0.0	0.0	0.0	
in a car	0.6	0.6	6.6	9.5	3.8	
at school	0.0	0.0	0.6	0.0	0.2	
N of Valid	341	348	319	242	1250	
N of Miss	19	31	12	12	74	

Table 168: During the past 30 days, how many times did you ride in a car or other vehicle driven by someone who had been drinking alcohol?






Response	6	8	10	12	Total	
0 times	78.0	79.6	75.9	76.8	77.7	
1 time	11.1	9.0	12.2	10.6	10.7	
2 or 3 times	5.6	7.6	9.1	10.2	7.9	
4 or 5 times	1.8	0.6	2.1	1.6	1.5	
6 or more times	3.5	3.4	0.6	0.8	2.2	
N of Valid	341	357	328	246	1272	
N of Miss	19	22	3	8	52	

Table 169: During the past 30 days, how many times did you drive a car or other vehicle when you had been drinking alcohol?

Response	6	8	10	12	Total	
I did not drive a car in the past 30 days	59.7	64.2	42.2	20.4	48.7	
0 times	38.5	33.0	51.7	68.2	46.2	
1 time	0.6	1.4	3.1	4.5	2.2	
2 or 3 times	0.6	1.1	2.4	4.5	2.0	
4 or 5 times	0.0	0.0	0.0	1.2	0.2	
6 or more times	0.6	0.3	0.6	1.2	0.6	
N of Valid	335	349	327	245	1256	
N of Miss	25	30	4	9	68	

Table 170: How wrong would most adults (over 21) in your neighborhood think it is for kids your age: to use marijuana?

Response	6	8	10	12	Total	
Very wrong	89.5	82.6	78.0	68.2	80.5	
Wrong	8.1	11.5	13.3	16.7	12.1	
A little bit wrong	1.7	4.5	5.3	10.2	5.0	
Not wrong at all	0.6	1.4	3.4	4.9	2.4	
N of Valid	344	357	323	245	1269	
N of Miss	16	22	8	9	55	

Table 171: How wrong would most adults (over 21) in your neighborhood think it is for kids your age: to drink alcohol?

Response	6	8	10	12	Total	
Very wrong	74.1	69.2	50.9	35.9	59.5	
Wrong	14.5	18.8	25.8	29.4	21.5	
A little bit wrong	9.6	9.0	16.1	24.1	13.9	
Not wrong at all	1.7	3.1	7.1	10.6	5.2	
N of Valid	344	357	322	245	1268	
N of Miss	16	22	9	9	56	

Table 172: How wrong would most adults (over 21) in your neighborhood think it is for kids your age: to smoke cigarettes?





Response	6	8	10	12	Total	
Very wrong	77.6	68.9	50.0	32.2	59.4	
Wrong	14.2	17.6	23.9	30.6	20.8	
A little bit wrong	5.8	10.1	16.5	23.3	13.1	
Not wrong at all	2.3	3.4	9.6	13.9	6.7	
N of Valid	344	357	322	245	1268	
N of Miss	16	22	9	9	56	

Table 173: How much do each of the following statements describe your neighborhood? crime and/or drug selling





Response	6	8	10	12	Total	
NO!	84.5	76.1	72.5	64.6	75.2	
no	10.0	16.9	17.9	22.4	16.3	
yes	3.8	5.6	8.3	9.3	6.6	
YES!	1.8	1.4	1.2	3.7	1.9	
N of Valid	341	356	324	246	1267	
N of Miss	19	23	7	8	57	

Table 174: How much do each of the following statements describe your neighborhood? fights





Response	6	8	10	12	Total	
NO!	67.5	66.2	65.7	62.2	65.7	
no	18.7	20.6	22.8	24.4	21.4	
yes	9.9	10.4	9.0	11.0	10.0	
YES!	3.8	2.8	2.5	2.4	2.9	
N of Valid	342	355	324	246	1267	
N of Miss	18	24	7	8	57	



Table 175: How much do each of the following statements describe your neighborhood? lots of empty or abandoned buildings





Response	6	8	10	12	Total	
NO!	78.2	71.8	65.9	65.4	70.8	
no	14.5	19.8	26.6	27.6	21.6	
yes	6.1	6.5	6.5	6.1	6.3	
YES!	1.2	2.0	0.9	0.8	1.3	
N of Valid	344	354	323	246	1267	
N of Miss	16	25	8	8	57	

Table 176: How much do each of the following statements describe your neighborhood? lots of graffiti





Response	6	8	10	12	Total	
NO!	87.7	78.8	76.5	80.1	80.9	
no	9.1	17.5	21.4	17.5	16.2	
yes	1.8	2.8	2.2	0.8	2.0	
YES!	1.5	0.8	0.0	1.6	0.9	
N of Valid	341	354	323	246	1264	
N of Miss	19	25	8	8	60	

Table 177: If I had to move, I would miss the neighborhood I now live in.





Response	6	8	10	12	Total	
NO!	13.9	10.1	11.4	16.3	12.7	
no	12.1	16.9	24.7	15.5	17.3	
yes	26.3	32.1	33.6	40.4	32.5	
YES!	47.7	40.8	30.2	27.8	37.5	
N of Valid	346	355	324	245	1270	
N of Miss	14	24	7	9	54	

Table 178: My neighbors notice when I am doing a good job and let me know about it.

Response	6	8	10	12	Total	
NO!	33.7	30.6	36.5	40.8	34.9	
no	27.3	37.1	38.4	41.6	35.6	
yes	23.0	21.6	16.7	11.8	18.8	
YES!	16.0	10.7	8.4	5.7	10.6	
N of Valid	344	356	323	245	1268	
N of Miss	16	23	8	9	56	

Table 179: I like my neighborhood.

Response	6	8	10	12	Total	
NO!	7.8	7.3	9.1	11.0	8.6	
no	7.8	10.4	16.3	12.7	11.6	
yes	34.9	45.4	50.3	53.1	45.3	
YES!	49.4	36.9	24.4	23.3	34.5	
N of Valid	344	355	320	245	1264	
N of Miss	16	24	11	9	60	

Table 180: There are lots of adults in my neighborhood I could talk to about something important.

Response	6	8	10	12	Total	
NO!	22.4	24.5	29.9	31.8	26.7	
no	28.3	33.5	36.4	37.6	33.6	
yes	20.7	23.9	21.8	21.2	22.0	
YES!	28.6	18.0	11.8	9.4	17.6	
N of Valid	343	355	321	245	1264	
N of Miss	17	24	10	9	60	

Table 181: I'd like to get out of my neighborhood.





Response	6	8	10	12	Total	
NO!	50.1	39.9	27.9	28.6	37.4	
no	30.7	34.8	38.1	39.6	35.4	
yes	10.7	16.0	21.1	19.2	16.5	
YES!	8.4	9.4	13.0	12.7	10.7	
N of Valid	345	351	323	245	1264	
N of Miss	15	28	8	9	60	

Table 182: There are people in my neighborhood who are proud of me when I do something well.





Response	6	8	10	12	Total	
NO!	18.0	20.9	25.7	29.8	23.1	
no	21.2	27.1	31.0	32.2	27.5	
yes	36.0	35.3	31.3	29.8	33.4	
YES!	24.7	16.7	12.1	8.2	16.0	
N of Valid	344	354	323	245	1266	
N of Miss	16	25	8	9	58	

Table 183: There are people in my neighborhood who encourage me to do my best.





Response	6	8	10	12	Total	
NO!	14.5	21.6	27.6	29.0	22.6	
no	22.0	25.8	29.7	26.9	26.0	
yes	32.9	31.4	30.3	35.5	32.3	
YES!	30.6	21.3	12.4	8.6	19.1	
N of Valid	346	357	323	245	1271	
N of Miss	14	22	8	9	53	

Table 184: I feel safe in my neighborhood.





Response	6	8	10	12	Total	
NO!	6.6	4.7	4.3	5.7	5.4	
no	10.1	9.8	7.1	6.6	8.6	
yes	36.1	43.3	48.1	49.6	43.8	
YES!	47.1	42.2	40.4	38.1	42.3	
N of Valid	346	358	322	244	1270	
N of Miss	14	21	9	10	54	

Table 185: Which of the following activities for people your age are available in your community? sports teams?



Response	6	8	10	12	Total	
No	10.8	7.9	8.6	9.8	9.2	
Yes	89.2	92.1	91.4	90.2	90.8	
N of Valid	342	354	326	245	1267	
N of Miss	18	25	5	9	57	

Table 186: Which of the following activities for people your age are available in your community? scouting?



Response	6	8	10	12	Total	
No	30.8	32.0	37.4	40.0	34.6	
Yes	69.2	68.0	62.6	60.0	65.4	
N of Valid	338	344	321	245	1248	
N of Miss	22	35	10	9	76	

Table 187: Which of the following activities for people your age are available in your community? boys and girls clubs?



Response	6	8	10	12	Total	
No	39.8	38.8	45.3	48.2	42.6	
Yes	60.2	61.2	54.7	51.8	57.4	
N of Valid	337	340	322	245	1244	
N of Miss	23	39	9	9	80	

Table 188: Which of the following activities for people your age are available in your community? 4-H clubs?



Response	6	8	10	12	Total	
No	38.7	39.3	34.8	34.6	37.0	
Yes	61.3	60.7	65.2	65.4	63.0	
N of Valid	333	333	322	243	1231	
N of Miss	27	46	9	11	93	

Table 189: Which of the following activities for people your age are available in your community? service clubs?



Response	6	8	10	12	Total	
No	45.1	40.5	33.9	31.6	38.2	
Yes	54.9	59.5	66.1	68.4	61.8	
N of Valid	335	331	322	244	1232	
N of Miss	25	48	9	10	92	

Table 190: If a kid smoked marijuana in your neighborhood would he or she be caught by the police?

Response	6	8	10	12	Total
NO!	13.3	17.7	28.3	24.1	20.4
no	27.2	39.7	43.2	51.0	39.4
yes	27.2	23.7	18.0	17.8	22.1
YES!	32.2	18.9	10.6	7.1	18.1
N of Valid	345	355	322	241	1263
N of Miss	15	24	9	13	61

Table 191: If a kid drank some beer, wine or hard liquor (for example, vodka, whiskey, or gin) in your neighborhood would he or she be caught by the police?

Response	6	8	10	12	Total
NO!	15.4	22.8	35.1	32.0	25.7
no	36.0	44.2	46.3	54.4	44.5
yes	23.8	20.8	10.2	10.0	16.9
YES!	24.7	12.1	8.4	3.7	13.0
N of Valid	344	355	322	241	1262
N of Miss	16	24	9	13	62

Table 192: If a kid carried a handgun in your neighborhood would he or she be caught by the police?

Response	6	8	10	12	Total
NO!	13.7	16.9	22.4	23.7	18.7
no	21.6	32.7	33.5	45.6	32.4
yes	29.7	28.5	26.7	18.7	26.5
YES!	35.0	22.0	17.4	12.0	22.4
N of Valid	343	355	322	241	1261
N of Miss	17	24	9	13	63

Table 193: If you wanted to get some cigarettes, how easy would it be for you to get some?





Response	6	8	10	12	Total	
Very hard	63.8	41.4	21.0	6.6	35.6	
Sort of hard	12.2	14.6	12.7	5.0	11.6	
Sort of easy	13.1	22.0	23.8	19.0	19.5	
Very easy	10.8	22.0	42.6	69.4	33.4	
N of Valid	343	350	324	242	1259	
N of Miss	17	29	7	12	65	

Table 194: If you wanted to get some beer, wine or hard liquor (for example, vodka, whiskey, or gin), how easy would it be for you to get some?





Response	6	8	10	12	Total	
Very hard	58.0	40.1	20.7	7.9	33.8	
Sort of hard	17.5	13.8	16.0	8.7	14.4	
Sort of easy	13.7	22.1	28.4	36.8	24.2	
Very easy	10.8	24.1	34.9	46.7	27.6	
N of Valid	343	349	324	242	1258	
N of Miss	17	30	7	12	66	

Table 195: If you wanted to get a drug like cocaine, LSD, or amphetamines, how easy would it be for you to get some?





Response	6	8	10	12	Total	
Very hard	91.2	85.3	63.5	53.9	75.3	
Sort of hard	5.3	7.8	22.6	25.7	14.4	
Sort of easy	2.9	3.4	8.4	14.5	6.7	
Very easy	0.6	3.4	5.6	5.8	3.7	
N of Valid	342	348	323	241	1254	
N of Miss	18	31	8	13	70	

Table 196: If you wanted to get a handgun, how easy would it be for you to get one?





Response	6	8	10	12	Total	
Very hard	62.4	55.7	51.5	33.3	52.2	
Sort of hard	16.0	18.4	17.6	23.8	18.6	
Sort of easy	10.8	12.1	13.9	19.6	13.6	
Very easy	10.8	13.8	17.0	23.3	15.6	
N of Valid	343	348	324	240	1255	
N of Miss	17	31	7	14	69	

Table 197: If you wanted to get some marijuana, how easy would it be for you to get some?





Response	6	8	10	12	Total	
Very hard	90.6	73.1	40.7	27.0	60.6	
Sort of hard	3.5	8.6	13.6	15.8	9.9	
Sort of easy	2.9	6.9	18.8	23.2	12.0	
Very easy	2.9	11.5	26.9	34.0	17.5	
N of Valid	341	349	324	241	1255	
N of Miss	19	30	7	13	69	

Table 198: During the past 12 months, have you participated in any alcohol prevention programs or seen any alcohol prevention messages in your school or community?  
Yes, a school-based program focused on preventing underage drinking and/or drinking and driving.



Response	6	8	10	12	Total	
No	38.1	66.5	75.5	75.6	62.8	
Yes	61.9	33.5	24.5	24.4	37.2	
N of Valid	360	379	331	254	1324	
N of Miss	0	0	0	0	0	



Table 199: During the past 12 months, have you participated in any alcohol prevention programs or seen any alcohol prevention messages in your school or community? Yes, a community-based program focused on preventing underage drinking and/or drinking and driving (for example, through your church or temple or through youth groups like Boys and Girls Club or 4-H).



Response	6	8	10	12	Total	
No	85.3	92.1	93.7	93.7	90.9	
Yes	14.7	7.9	6.3	6.3	9.1	
N of Valid	360	379	331	254	1324	
N of Miss	0	0	0	0	0	

Table 200: During the past 12 months, have you participated in any alcohol prevention programs or seen any alcohol prevention messages in your school or community? Yes, a media campaign addressing underage drinking and/or drinking and driving (for example, newspaper ads, posters, pamphlets, radio, TV).



Response	6	8	10	12	Total	
No	86.7	85.5	84.3	87.0	85.8	
Yes	13.3	14.5	15.7	13.0	14.2	
N of Valid	360	379	331	254	1324	
N of Miss	0	0	0	0	0	

Table 201: During the past 12 months, have you participated in any alcohol prevention programs or seen any alcohol prevention messages in your school or community? No



Response	6	8	10	12	Total	
No	69.4	54.9	39.6	39.4	52.0	
Yes	30.6	45.1	60.4	60.6	48.0	
N of Valid	360	379	331	254	1324	
N of Miss	0	0	0	0	0	

Table 202: How wrong do your parents feel it would be for YOU to: drink beer, wine or hard liquor (for example, vodka, whiskey or gin) regularly?

Response	6	8	10	12	Total	
Very wrong	87.8	78.5	65.8	45.4	71.5	
Wrong	9.0	13.0	19.3	27.5	16.3	
A little bit wrong	2.6	7.4	12.1	22.9	10.3	
Not wrong at all	0.6	1.1	2.8	4.2	2.0	
N of Valid	343	353	322	240	1258	
N of Miss	17	26	9	14	66	

Table 203: How wrong do your parents feel it would be for YOU to: smoke cigarettes?

Response	6	8	10	12	Total	
Very wrong	91.3	86.6	76.1	56.5	79.5	
Wrong	7.6	7.1	15.2	22.2	12.2	
A little bit wrong	1.2	4.5	5.9	13.0	5.6	
Not wrong at all	0.0	1.7	2.8	8.4	2.8	
N of Valid	343	352	322	239	1256	
N of Miss	17	27	9	15	68	

Table 204: How wrong do your parents feel it would be for YOU to: smoke marijuana?

Response	6	8	10	12	Total	
Very wrong	96.7	91.7	88.5	78.7	89.7	
Wrong	2.7	5.2	6.5	11.3	6.0	
A little bit wrong	0.6	1.1	2.2	5.0	2.0	
Not wrong at all	0.0	2.0	2.8	5.0	2.2	
N of Valid	337	349	322	239	1247	
N of Miss	23	30	9	15	77	

Table 205: How wrong do your parents feel it would be for YOU to: steal something worth more than \$5?





Response	6	8	10	12	Total	
Very wrong	87.9	86.2	82.7	85.4	85.6	
Wrong	10.0	10.9	13.6	10.9	11.4	
A little bit wrong	1.8	1.7	2.5	2.1	2.0	
Not wrong at all	0.3	1.1	1.2	1.7	1.0	
N of Valid	340	349	323	239	1251	
N of Miss	20	30	8	15	73	

Table 206: How wrong do your parents feel it would be for YOU to: draw graffiti, write things, or draw pictures on buildings or other property (without the owner's permission)?





Response	6	8	10	12	Total	
Very wrong	92.1	82.1	76.4	75.7	82.1	
Wrong	5.6	11.4	18.0	18.0	12.8	
A little bit wrong	1.2	4.8	4.0	4.2	3.5	
Not wrong at all	1.2	1.7	1.6	2.1	1.6	
N of Valid	342	351	322	239	1254	
N of Miss	18	28	9	15	70	

Table 207: How wrong do your parents feel it would be for YOU to: pick a fight with someone?





Response	6	8	10	12	Total	
Very wrong	69.1	58.5	51.6	43.9	56.8	
Wrong	21.3	21.9	28.3	33.9	25.6	
A little bit wrong	7.6	14.2	16.1	18.0	13.6	
Not wrong at all	2.0	5.4	4.0	4.2	3.9	
N of Valid	343	352	322	239	1256	
N of Miss	17	27	9	15	68	

Table 208: During the past 12 months, have you talked with at least one of your parents about the dangers of underage drinking and/or drinking and driving? By parents, we mean either your biological parents, adoptive parents, stepparents, or adult guardians - whether or not they live with you.



Response	6	8	10	12	Total	
No	48.5	56.3	55.3	56.1	53.9	
Yes	51.5	43.7	44.7	43.9	46.1	
N of Valid	340	348	320	237	1245	
N of Miss	20	31	11	17	79	

Table 209: Have any of your brothers or sisters ever: drunk beer, wine or hard liquor (for example, vodka, whiskey or gin)?




Response	6	8	10	12	Total	
No	66.7	53.6	37.2	36.6	49.7	
Yes	27.2	42.7	58.8	57.6	45.4	
I don't have any brothers or sisters	6.1	3.7	4.1	5.9	4.9	
N of Valid	342	349	320	238	1249	
N of Miss	18	30	11	16	75	

Table 210: Have any of your brothers or sisters ever: smoked marijuana?




Response	6	8	10	12	Total	
No	88.0	79.5	63.8	64.7	75.0	
Yes	5.8	16.5	31.8	29.8	20.0	
I don't have any brothers or sisters	6.1	4.0	4.4	5.5	5.0	
N of Valid	342	351	318	238	1249	
N of Miss	18	28	13	16	75	

Table 211: Have any of your brothers or sisters ever: smoked cigarettes?




Response	6	8	10	12	Total	
No	69.9	62.4	48.6	43.7	57.4	
Yes	24.0	33.6	47.0	50.8	37.7	
I don't have any brothers or sisters	6.1	4.0	4.4	5.5	5.0	
N of Valid	342	351	319	238	1250	
N of Miss	18	28	12	16	74	

Table 212: Have any of your brothers or sisters ever: taken a handgun to school?




Response	6	8	10	12	Total	
No	92.7	95.4	94.4	92.0	93.8	
Yes	1.2	0.6	1.3	2.5	1.3	
I don't have any brothers or sisters	6.1	4.0	4.4	5.5	5.0	
N of Valid	342	351	319	237	1249	
N of Miss	18	28	12	17	75	

Table 213: Have any of your brothers or sisters ever: been suspended or expelled from school?




Response	6	8	10	12	Total	
No	77.6	69.3	69.5	72.3	72.2	
Yes	16.3	26.6	26.2	22.3	22.9	
I don't have any brothers or sisters	6.1	4.0	4.4	5.5	5.0	
N of Valid	343	349	321	238	1251	
N of Miss	17	30	10	16	73	

Table 214: The rules in my family are clear.

Response	6	8	10	12	Total	
NO!	2.6	1.7	1.9	2.9	2.2	
no	6.7	9.3	7.5	9.7	8.2	
yes	30.7	36.7	45.6	50.4	40.0	
YES!	59.9	52.3	45.0	37.0	49.6	
N of Valid	342	354	320	238	1254	
N of Miss	18	25	11	16	70	

Table 215: People in my family often insult or yell at each other.

Response	6	8	10	12	Total	
NO!	31.8	26.9	18.4	19.8	24.7	
no	40.9	38.8	45.3	46.8	42.6	
yes	19.7	23.5	24.1	23.6	22.6	
YES!	7.6	10.8	12.2	9.7	10.1	
N of Valid	340	353	320	237	1250	
N of Miss	20	26	11	17	74	

Table 216: When I am not at home, one of my parents knows where I am and who I am with.

Response	6	8	10	12	Total	
NO!	3.2	2.3	1.9	5.9	3.1	
no	2.6	5.4	8.1	8.0	5.8	
yes	26.7	33.0	45.9	48.7	37.6	
YES!	67.4	59.4	44.1	37.4	53.5	
N of Valid	341	352	320	238	1251	
N of Miss	19	27	11	16	73	

Table 217: We argue about the same things in my family over and over.





Response	6	8	10	12	Total	
NO!	35.1	24.5	12.8	17.2	23.0	
no	33.9	36.2	37.7	36.6	36.0	
yes	21.1	27.6	34.9	33.6	28.8	
YES!	9.9	11.7	14.6	12.6	12.1	
N of Valid	342	351	321	238	1252	
N of Miss	18	28	10	16	72	

Table 218: If you drank some beer or wine or liquor (for example, vodka, whiskey, or gin) without your parents' permission, would you be caught by your parents?





Response	6	8	10	12	Total	
NO!	8.9	10.4	13.4	19.2	12.4	
no	8.9	23.3	38.3	48.3	27.9	
yes	16.6	21.1	27.7	19.6	21.2	
YES!	65.7	45.2	20.6	12.9	38.5	
N of Valid	350	356	321	240	1267	
N of Miss	10	23	10	14	57	

Table 219: My family has clear rules about alcohol and drug use.





Response	6	8	10	12	Total	
NO!	3.4	3.4	2.2	3.3	3.1	
no	6.0	9.0	9.3	12.0	8.8	
yes	17.4	26.3	38.0	44.8	30.3	
YES!	73.2	61.3	50.5	39.8	57.8	
N of Valid	351	357	321	241	1270	
N of Miss	9	22	10	13	54	

Table 220: If you carried a handgun without your parents' permission, would you be caught by your parents?

Response	6	8	10	12	Total
NO!	4.6	4.8	5.9	8.3	5.7
no	3.4	8.7	16.2	24.2	12.1
yes	15.2	24.8	29.0	32.1	24.6
YES!	76.8	61.7	48.9	35.4	57.6
N of Valid	349	355	321	240	1265
N of Miss	11	24	10	14	59

Table 221: If you skipped school would you be caught by your parents?

Response	6	8	10	12	Total
NO!	4.4	7.0	5.6	10.4	6.6
no	6.4	13.2	18.7	26.3	15.2
yes	18.0	25.4	33.3	31.3	26.5
YES!	71.2	54.4	42.4	32.1	51.7
N of Valid	344	355	321	240	1260
N of Miss	16	24	10	14	64

Table 222: Do you feel very close to your mother?

Response	6	8	10	12	Total
NO!	4.3	5.6	7.8	10.0	6.7
no	5.7	11.0	11.9	12.1	10.0
yes	16.9	31.5	34.2	33.5	28.5
YES!	73.1	51.8	46.1	44.4	54.9
N of Valid	350	355	319	239	1263
N of Miss	10	24	12	15	61



Table 223: Do you share your thoughts and feelings with your mother?





Response	6	8	10	12	Total	
NO!	7.8	12.4	12.2	13.0	11.2	
no	15.1	23.2	25.0	23.1	21.4	
yes	23.0	29.9	34.4	32.4	29.6	
YES!	54.1	34.5	28.4	31.5	37.7	
N of Valid	344	354	320	238	1256	
N of Miss	16	25	11	16	68	

Table 224: My parents ask me what I think before most family decisions affecting me are made.





Response	6	8	10	12	Total	
NO!	8.5	13.3	14.7	15.4	12.7	
no	15.2	23.2	23.2	26.1	21.6	
yes	37.3	35.7	38.9	40.2	37.8	
YES!	39.1	27.8	23.2	18.3	27.9	
N of Valid	343	353	319	241	1256	
N of Miss	17	26	12	13	68	

Table 225: Do you share your thoughts and feelings with your father?





Response	6	8	10	12	Total	
NO!	14.3	24.0	25.0	23.8	21.6	
no	21.3	27.1	28.4	31.8	26.8	
yes	24.8	25.1	24.7	26.4	25.2	
YES!	39.7	23.7	21.9	18.0	26.5	
N of Valid	343	354	320	239	1256	
N of Miss	17	25	11	15	68	

Table 226: Do you enjoy spending time with your mother?





Response	6	8	10	12	Total	
NO!	3.4	5.7	6.9	7.5	5.7	
no	3.2	8.5	7.2	7.9	6.6	
yes	23.2	38.7	47.8	45.2	37.9	
YES!	70.2	47.0	38.1	39.3	49.7	
N of Valid	349	351	318	239	1257	
N of Miss	11	28	13	15	67	

Table 227: Do you enjoy spending time with your father?





Response	6	8	10	12	Total	
NO!	7.2	11.8	13.5	14.6	11.5	
no	2.9	9.8	11.9	11.3	8.7	
yes	22.9	34.6	41.5	43.9	34.9	
YES!	67.0	43.8	33.0	30.1	44.8	
N of Valid	345	347	318	239	1249	
N of Miss	15	32	13	15	75	

Table 228: If I had a personal problem, I could ask my mom or dad for help.





Response	6	8	10	12	Total	
NO!	4.0	7.6	11.6	7.5	7.6	
no	5.8	12.1	9.7	8.7	9.1	
yes	22.8	36.5	37.6	44.4	34.5	
YES!	67.4	43.8	41.1	39.4	48.8	
N of Valid	347	356	319	241	1263	
N of Miss	13	23	12	13	61	

Table 229: Do you feel very close to your father?

Response	6	8	10	12	Total	
NO!	9.0	17.3	17.0	16.7	14.8	
no	8.1	15.9	20.8	19.6	15.7	
yes	21.2	26.6	28.7	32.9	26.9	
YES!	61.7	40.2	33.4	30.8	42.6	
N of Valid	345	353	317	240	1255	
N of Miss	15	26	14	14	69	

Table 230: My parents give me lots of chances to do fun things with them.

Response	6	8	10	12	Total	
NO!	2.0	7.0	8.5	9.1	6.4	
no	11.2	19.3	25.7	27.0	20.2	
yes	31.1	37.5	36.7	40.7	36.2	
YES!	55.6	36.1	29.2	23.2	37.3	
N of Valid	347	357	319	241	1264	
N of Miss	13	22	12	13	60	

Table 231: My parents ask if I've gotten my homework done.

Response	6	8	10	12	Total	
NO!	1.4	3.6	6.6	9.5	4.9	
no	1.1	10.9	11.3	23.7	10.8	
yes	22.4	31.4	43.3	40.7	33.7	
YES!	75.0	54.1	38.9	26.1	50.7	
N of Valid	348	357	319	241	1265	
N of Miss	12	22	12	13	59	

Table 232: People in my family have serious arguments.

Response	6	8	10	12	Total	
NO!	37.8	26.2	18.9	22.8	26.9	
no	35.5	46.8	45.6	44.8	43.0	
yes	16.9	17.5	26.1	24.5	20.8	
YES!	9.9	9.6	9.4	7.9	9.3	
N of Valid	344	355	318	241	1258	
N of Miss	16	24	13	13	66	

Table 233: Would your parents know if you did not come home on time?

Response	6	8	10	12	Total	
NO!	3.2	5.0	3.1	5.9	4.2	
no	9.6	8.4	11.3	14.6	10.6	
yes	23.5	32.1	44.0	40.6	34.4	
YES!	63.7	54.5	41.5	38.9	50.8	
N of Valid	344	358	318	239	1259	
N of Miss	16	21	13	15	65	

Table 234: It is important to be honest with your parents, even if they become upset or you get punished.

Response	6	8	10	12	Total	
NO!	0.9	3.6	6.0	4.6	3.7	
no	2.9	8.4	10.4	12.9	8.3	
yes	21.2	37.3	42.5	48.8	36.3	
YES!	75.1	50.7	41.2	33.8	51.7	
N of Valid	345	357	318	240	1260	
N of Miss	15	22	13	14	64	

Table 235: My parents notice when I am doing a good job and let me know about it.


Response	6	8	10	12	Total	
Never or Almost Never	4.6	7.0	8.2	8.4	6.9	
Sometimes	16.5	26.3	31.3	33.5	26.3	
Often	33.6	31.7	29.2	29.7	31.2	
All the time	45.2	35.0	31.3	28.5	35.6	
N of Valid	345	357	319	239	1260	
N of Miss	15	22	12	15	64	

Table 236: How often do your parents tell you they're proud of you for something you've done?

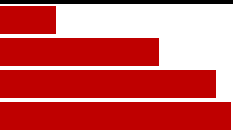
Response	6	8	10	12	Total	
Never or Almost Never	3.8	5.6	9.7	9.6	6.9	
Sometimes	15.4	24.1	29.4	28.9	23.9	
Often	35.4	33.9	29.4	35.1	33.4	
All the time	45.5	36.4	31.6	26.4	35.8	
N of Valid	345	357	320	239	1261	
N of Miss	15	22	11	15	63	

Table 237: How many brothers and sisters, including stepbrothers and stepsisters, do you have that are younger than you?

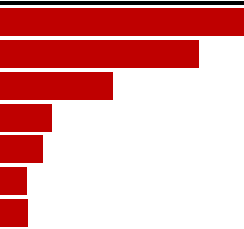
Response	6	8	10	12	Total	
0	41.6	34.9	39.7	35.1	38.0	
1	28.6	28.5	32.8	33.1	30.5	
2	15.6	20.1	12.8	15.5	16.2	
3	6.6	7.5	4.4	5.9	6.2	
4	3.5	3.9	5.3	7.5	4.8	
5	3.2	1.7	2.2	1.3	2.1	
6 or more	0.9	3.4	2.8	1.7	2.2	
N of Valid	346	358	320	239	1263	
N of Miss	14	21	11	15	61	

Table 238: How many brothers and sisters, including stepbrothers and stepsisters, do you have that are older than you?








Response	6	8	10	12	Total	
0	32.5	30.3	29.3	37.0	31.9	
1	30.7	28.4	34.9	26.1	30.2	
2	17.0	17.4	15.6	17.2	16.8	
3	8.6	10.4	10.3	8.0	9.4	
4	4.0	6.7	3.1	6.3	5.0	
5	3.2	3.7	3.1	1.3	2.9	
6 or more	4.0	3.1	3.7	4.2	3.7	
N of Valid	348	356	321	238	1263	
N of Miss	12	23	10	16	61	

Table 239: Have you changed homes in the past year (the last 12 months)?



Response	6	8	10	12	Total	
No	77.8	73.8	78.7	78.9	77.1	
Yes	22.2	26.2	21.3	21.1	22.9	
N of Valid	347	355	319	237	1258	
N of Miss	13	24	12	17	66	

Table 240: How many times have you changed homes since kindergarten?






Response	6	8	10	12	Total	
Never	34.7	24.6	25.4	21.8	27.0	
1 or 2 times	31.8	30.8	34.2	30.7	31.9	
3 or 4 times	17.9	20.9	16.6	23.9	19.6	
5 or 6 times	7.2	12.4	11.0	10.9	10.3	
7 or more times	8.4	11.3	12.9	12.6	11.1	
N of Valid	346	354	319	238	1257	
N of Miss	14	25	12	16	67	

Table 241: Have you changed schools (including changing from elementary to middle and middle to high school) in the past year?



Response	6	8	10	12	Total	
No	67.4	72.5	50.0	82.8	67.4	
Yes	32.6	27.5	50.0	17.2	32.6	
N of Valid	341	353	316	238	1248	
N of Miss	19	26	15	16	76	

Table 242: How many times have you changed schools since kindergarten (including changing from elementary to middle and middle to high school)?






Response	6	8	10	12	Total	
Never	20.1	15.2	18.3	24.4	19.0	
1 or 2 times	49.1	35.4	22.4	23.1	33.5	
3 or 4 times	22.4	28.1	36.6	30.7	29.2	
5 or 6 times	4.4	10.4	11.0	14.3	9.6	
7 or more times	4.1	11.0	11.7	7.6	8.6	
N of Valid	344	356	317	238	1255	
N of Miss	16	23	14	16	69	

Table 243: Has anyone in your family ever had severe alcohol or drug problems?



Response	6	8	10	12	Total	
No	70.3	60.5	54.9	56.7	61.0	
Yes	29.7	39.5	45.1	43.3	39.0	
N of Valid	343	352	319	238	1252	
N of Miss	17	27	12	16	72	

Table 244: About how many adults (over 21) have you known personally who in the past year have: used marijuana, crack, cocaine, or other drugs?






Response	6	8	10	12	Total	
0	78.8	67.5	53.1	46.0	62.9	
1	10.1	14.4	17.9	15.2	14.3	
2	4.1	8.5	8.2	10.5	7.6	
3-4	4.6	3.7	9.7	13.5	7.3	
5+	2.3	5.9	11.0	14.8	7.9	
N of Valid	345	354	318	237	1254	
N of Miss	15	25	13	17	70	

Table 245: About how many adults (over 21) have you known personally who in the past year have: sold or dealt drugs?






Response	6	8	10	12	Total	
0	88.5	82.8	70.4	68.4	78.5	
1	7.2	8.2	13.8	10.5	9.8	
2	2.6	4.2	7.2	8.9	5.4	
3-4	0.9	2.0	3.8	5.5	2.8	
5+	0.9	2.8	4.7	6.8	3.5	
N of Valid	347	354	318	237	1256	
N of Miss	13	25	13	17	68	

Table 246: About how many adults (over 21) have you known personally who in the past year have: done other things that could get them in trouble with the police, like stealing, selling stolen goods, mugging or assaulting others, etc.?






Response	6	8	10	12	Total	
0	82.7	73.3	64.2	63.7	71.8	
1	10.4	13.4	13.8	11.4	12.3	
2	2.9	4.5	6.6	7.6	5.2	
3-4	2.3	3.4	6.3	8.4	4.8	
5+	1.7	5.4	9.1	8.9	6.0	
N of Valid	347	352	318	237	1254	
N of Miss	13	27	13	17	70	



Table 247: About how many adults (over 21) have you known personally who in the past year have: gotten drunk or high?










Response	6	8	10	12	Total	
0	55.0	44.8	31.4	20.3	39.6	
1	25.1	22.9	17.6	15.2	20.7	
2	6.3	12.2	13.5	14.3	11.3	
3-4	6.1	5.1	10.1	12.2	8.0	
5+	7.5	15.0	27.4	38.0	20.4	
N of Valid	347	353	318	237	1255	
N of Miss	13	26	13	17	69	

Table 248: How honest were you in filling out this survey?

Response	6	8	10	12	Total	
I was very honest	86.2	85.6	88.2	82.4	85.8	
I was honest pretty much of the time	12.9	12.7	10.6	15.5	12.7	
I was honest some of the time	0.6	1.1	0.6	1.7	1.0	
I was honest once in a while	0.3	0.6	0.6	0.4	0.5	
I was not honest at all	0.0	0.0	0.0	0.0	0.0	
N of Valid	348	355	322	238	1263	
N of Miss	12	24	9	16	61	