

# 2008 APNA

Arkansas Prevention Needs Assessment Student Survey



Bradley County Frequency Distribution Report

Office of Alcohol and Drug Abuse Prevention  
Division of Behavioral Health Services  
Arkansas Department of Human Services  
March 2009

## Contents

### 1 INTRODUCTION

12

### 2 PERCENTAGE TABLES

17

## List of Tables

1	Sex . . . . .	18
2	Age . . . . .	18
3	Are you Hispanic or Latino? . . . . .	18
4	What is your race? Black or African American . . . . .	19
5	What is your race? Asian . . . . .	19
6	What is your race? American Indian . . . . .	19
7	What is your race? Alaska Native . . . . .	19
8	What is your race? White . . . . .	20
9	What is your race? Native Hawaiian or Other Pacific Islander . . . . .	20
10	What is your race? Other . . . . .	20
11	What is the highest level of schooling completed by your mother or father? . . . . .	21
12	Think of where you live most of the time. Which of the following people live there with you? Mother . . . . .	21
13	Think of where you live most of the time. Which of the following people live there with you? Stepmother . . . . .	21
14	Think of where you live most of the time. Which of the following people live there with you? Foster Mother . . . . .	22
15	Think of where you live most of the time. Which of the following people live there with you? Grandmother . . . . .	22
16	Think of where you live most of the time. Which of the following people live there with you? Aunt . . . . .	22
17	Think of where you live most of the time. Which of the following people live there with you? Father . . . . .	22

18	Think of where you live most of the time. Which of the following people live there with you? Stepfather . . . . .	23
19	Think of where you live most of the time. Which of the following people live there with you? Foster Father . . . . .	23
20	Think of where you live most of the time. Which of the following people live there with you? Grandfather . . . . .	23
21	Think of where you live most of the time. Which of the following people live there with you? Uncle . . . . .	23
22	Think of where you live most of the time. Which of the following people live there with you? Other Adults . . . . .	24
23	Think of where you live most of the time. Which of the following people live there with you? Brother(s) . . . . .	24
24	Think of where you live most of the time. Which of the following people live there with you? Stepbrother(s) . . . . .	24
25	Think of where you live most of the time. Which of the following people live there with you? Sister(s) . . . . .	24
26	Think of where you live most of the time. Which of the following people live there with you? Stepsister(s) . . . . .	25
27	Think of where you live most of the time. Which of the following people live there with you? Other Children . . . . .	25
28	In my school, students have lots of chances to help decide things like class activities and rules. . . . .	25
29	Teachers ask me to work on special classroom projects. . . . .	26
30	My teacher(s) notices when I am doing a good job and lets me know about it. . . . .	26
31	There are lots of chances for students in my school to get involved in sports, clubs, and other school activities outside of class. . . .	26
32	There are lots of chances for students in my school to talk with a teacher one-on-one. . . . .	27

33	I feel safe at my school. . . . .	27
34	The school lets my parents know when I have done something well. . . . .	27
35	My teachers praise me when I work hard in school. . . . .	28
36	Are your school grades better than the grades of most students in your class? . . . . .	28
37	I have lots of chances to be part of class discussions or activities. . . . .	28
38	Now thinking back over the past year in school, how often did you: enjoy being in school? . . . . .	29
39	Now thinking back over the past year in school, how often did you: hate being in school? . . . . .	29
40	Now thinking back over the past year in school, how often did you: try to do your best work in school? . . . . .	29
41	How often do you feel that the school work you are assigned is meaningful and important? . . . . .	30
42	Putting them all together, what were your grades like last year? . . . . .	30
43	How important do you think the things you are learning in school are going to be for your later life? . . . . .	30
44	How interesting are most of your courses to you? . . . . .	31
45	During the LAST FOUR WEEKS how many whole days of school have you missed because you skipped or 'cut'? . . . . .	31
46	Think of your four best friends (the friends you feel closest to). In the past year (12 months), how many of your best friends have: participated in clubs, organizations or activities at school? . . . .	31
47	Think of your four best friends (the friends you feel closest to). In the past year (12 months), how many of your best friends have: smoked cigarettes? . . . . .	32

48	Think of your four best friends (the friends you feel closest to). In the past year (12 months), how many of your best friends have: tried beer, wine or hard liquor (for example, vodka, whiskey, or gin) when their parents didn't know about it? . . . . .	32
49	Think of your four best friends (the friends you feel closest to). In the past year (12 months), how many of your best friends have: made a commitment to stay drug-free? . . . . .	32
50	Think of your four best friends (the friends you feel closest to). In the past year (12 months), how many of your best friends have: used marijuana? . . . . .	33
51	Think of your four best friends (the friends you feel closest to). In the past year (12 months), how many of your best friends have: tried to do well in school? . . . . .	33
52	Think of your four best friends (the friends you feel closest to). In the past year (12 months), how many of your best friends have: used LSD, cocaine, amphetamines, or other illegal drugs? . . . . .	33
53	Think of your four best friends (the friends you feel closest to). In the past year (12 months), how many of your best friends have: been suspended from school? . . . . .	34
54	Think of your four best friends (the friends you feel closest to). In the past year (12 months), how many of your best friends have: liked school? . . . . .	34
55	Think of your four best friends (the friends you feel closest to). In the past year (12 months), how many of your best friends have: carried a handgun? . . . . .	34
56	Think of your four best friends (the friends you feel closest to). In the past year (12 months), how many of your best friends have: sold illegal drugs? . . . . .	35
57	Think of your four best friends (the friends you feel closest to). In the past year (12 months), how many of your best friends have: regularly attended religious services? . . . . .	35

58	Think of your four best friends (the friends you feel closest to). In the past year (12 months), how many of your best friends have: stolen or tried to steal a motor vehicle such as a car or motorcycle? . . . . .	35
59	Think of your four best friends (the friends you feel closest to). In the past year (12 months), how many of your best friends have: been arrested? . . . . .	36
60	Think of your four best friends (the friends you feel closest to). In the past year (12 months), how many of your best friends have: dropped out of school? . . . . .	36
61	Think of your four best friends (the friends you feel closest to). In the past year (12 months), how many of your best friends have: been members of a gang? . . . . .	36
62	What are the chances you would be seen as cool if you: smoked cigarettes? . . . . .	37
63	What are the chances you would be seen as cool if you: worked hard at school? . . . . .	37
64	What are the chances you would be seen as cool if you: began drinking alcoholic beverages regularly, that is, at least once or twice a month? . . . . .	37
65	What are the chances you would be seen as cool if you: defended someone who was being verbally abused at school? . . . . .	38
66	What are the chances you would be seen as cool if you: smoked marijuana? . . . . .	38
67	What are the chances you would be seen as cool if you: carried a handgun? . . . . .	38
68	What are the chances you would be seen as cool if you: regularly volunteered to do community service? . . . . .	39
69	How old were you when you first: smoked marijuana? . . . . .	39
70	How old were you when you first: smoked a cigarette, even just a puff? . . . . .	40

71	How old were you when you first: had more than a sip or two of beer, wine or hard liquor (for example, vodka, whiskey, or gin)? . . . . .	40
72	How old were you when you first: began drinking alcoholic beverages regularly, that is, at least once or twice a month? . . . . .	41
73	How old were you when you first: used phenoxydine (pox, px, breeze)? . . . . .	41
74	How old were you when you first: got suspended from school? . . . . .	42
75	How old were you when you first: got arrested? . . . . .	42
76	How old were you when you first: carried a handgun? . . . . .	43
77	How old were you when you first: attacked someone with the idea of seriously hurting them? . . . . .	43
78	How old were you when you first: belonged to a gang? . . . . .	44
79	How wrong do you think it is for someone your age to: take a handgun to school? . . . . .	44
80	How wrong do you think it is for someone your age to: steal anything worth more than \$5? . . . . .	44
81	How wrong do you think it is for someone your age to: pick a fight with someone? . . . . .	45
82	How wrong do you think it is for someone your age to: attack someone with the idea of seriously hurting them? . . . . .	45
83	How wrong do you think it is for someone your age to: stay away from school all day when their parents think they are at school? . . . . .	45
84	How wrong do you think it is for someone your age to: drink beer, wine or hard liquor (for example, vodka, whiskey, or gin) regularly? . . . . .	46
85	How wrong do you think it is for someone your age to: smoke cigarettes? . . . . .	46

86	How wrong do you think it is for someone your age to: smoke marijuana? . . . . .	46
87	How wrong do you think it is for someone your age to: use LSD, cocaine, amphetamines or another illegal drug? . . . . .	47
88	At school during the past 12 months, did you receive help from the resource teacher, speech therapist or other special education teacher? . . . . .	47
89	How many times have you done the following things? done what feels good no matter what. . . . .	47
90	How many times have you done the following things? done something dangerous because someone dared you to do it. . . . .	48
91	How many times have you done the following things? done crazy things even if they are a little dangerous. . . . .	48
92	How many times in the past year (12 months) have you: been suspended from school? . . . . .	49
93	How many times in the past year (12 months) have you: carried a handgun? . . . . .	49
94	How many times in the past year (12 months) have you: sold illegal drugs? . . . . .	50
95	How many times in the past year (12 months) have you: stolen or tried to steal a motor vehicle such as a car or motorcycle? . . . . .	50
96	How many times in the past year (12 months) have you: participated in clubs, organizations or activities at school? . . . . .	51
97	How many times in the past year (12 months) have you: been arrested? . . . . .	51
98	How many times in the past year (12 months) have you: done extra work on your own for school? . . . . .	52
99	How many times in the past year (12 months) have you: attacked someone with the idea of seriously hurting them? . . . . .	52

100	How many times in the past year (12 months) have you: been drunk or high at school? . . . . .	53
101	How many times in the past year (12 months) have you: volunteered to do community service? . . . . .	53
102	How many times in the past year (12 months) have you: taken a handgun to school? . . . . .	54
103	Are you currently on probation, or assigned a probation officer with Juvenile Court? . . . . .	54
104	Have you ever belonged to a gang? . . . . .	54
105	If you have ever belonged to a gang, did that gang have a name? . . . . .	55
106	You're looking at CD's in a music store with a friend. You look up and see her slip a CD under her coat. She smiles and says 'Which one do you want? Go ahead, take it while nobody's around.' There is nobody in sight, no employees and no other customers. What would you do now? . . . . .	55
107	You are visiting another part of town, and you don't know any of the people your age there. You are walking down the street, and some teenager you don't know is walking toward you. He is about your size, and as he is about to pass you, he deliberately bumps into you and you almost lose your balance. What would you say or do? . . . . .	55
108	You are at a party at someone's house, and one of your friends offers you a drink containing alcohol. What would you say or do? . . . . .	56
109	It's 8:00 on a weeknight and you are about to go over to a friend's home when your mother asks you where you are going. You say 'Oh, just going to go hang out with some friends.' She says, 'No, you'll just get into trouble if you go out. Stay home tonight.' What would you do now? . . . . .	56
110	How often do you attend religious services or activities? . . . . .	56
111	I do the opposite of what people tell me, just to get them mad. . . . .	57
112	I like to see how much I can get away with. . . . .	57

113	I ignore rules that get in my way. . . . .	57
114	I think sometimes it's okay to cheat at school. . . . .	58
115	It is important to think before you act. . . . .	58
116	Sometimes I think that life is not worth it. . . . .	58
117	At times I think I am no good at all. . . . .	59
118	All in all, I am inclined to think that I am a failure. . . . .	59
119	In the past year, have you felt depressed or sad MOST days, even if you felt okay sometimes? . . . . .	59
120	It is all right to beat up people if they start the fight. . . . .	60
121	I think it is okay to take something without asking if you can get away with it. . . . .	60
122	Sometimes we don't know what we will do as adults, but we may have an idea. Please answer how true these statements may be for you. WHEN I AM AN ADULT I WILL: smoke cigarettes. . . . .	60
123	Sometimes we don't know what we will do as adults, but we may have an idea. Please answer how true these statements may be for you. WHEN I AM AN ADULT I WILL: drink beer, wine, or liquor. . . . .	61
124	Sometimes we don't know what we will do as adults, but we may have an idea. Please answer how true these statements may be for you. WHEN I AM AN ADULT I WILL: smoke marijuana. . . . .	61
125	Sometimes we don't know what we will do as adults, but we may have an idea. Please answer how true these statements may be for you. WHEN I AM AN ADULT I WILL: use LSD, cocaine, amphetamines or another illegal drug. . . . .	61
126	How much do you think people risk harming themselves (physically or in other ways) if they: smoked one or more packs of cigarettes per day? . . . . .	62

127	How much do you think people risk harming themselves (physically or in other ways) if they: try marijuana once or twice? . . . .	62
128	How much do you think people risk harming themselves (physically or in other ways) if they: smoke marijuana regularly? . . . .	62
129	How much do you think people risk harming themselves (physically or in other ways) if they: take one or two drinks of an alcoholic beverage (beer, wine, liquor) nearly every day? . . . .	63
130	How much do you think people risk harming themselves (physically or in other ways) if they: have five or more drinks once or twice each weekend? . . . . .	63
131	On how many occasions have you had alcoholic beverages (beer, wine or hard liquor) to drink in your lifetime - more than just a few sips? . . . . .	63
132	On how many occasions have you had beer, wine or hard liquor to drink during the past 30 days? . . . . .	64
133	On how many occasions have you used marijuana (grass, pot) or hashish (hash, hash oil) in your lifetime? . . . . .	64
134	On how many occasions have you used marijuana (grass, pot) or hashish (hash, hash oil) during the past 30 days? . . . . .	65
135	On how many occasions have you used LSD or other psychedelics in your lifetime? . . . . .	65
136	On how many occasions have you used LSD or other psychedelics during the past 30 days? . . . . .	66
137	On how many occasions have you used cocaine or crack in your lifetime? . . . . .	66
138	On how many occasions have you used cocaine or crack during the past 30 days? . . . . .	67
139	On how many occasions have you sniffed glue, breathed the contents of an aerosol spray can, or inhaled other gases or sprays, in order to get high in your lifetime? . . . . .	67

140	On how many occasions have you sniffed glue, breathed the contents of an aerosol spray can, or inhaled other gases or sprays, in order to get high during the past 30 days? . . . . .	68
141	On how many occasions have you used phenoxydine (pox, px, breeze) in your lifetime? . . . . .	68
142	On how many occasions have you used phenoxydine (pox, px, breeze) during the past 30 days? . . . . .	69
143	On how many occasions have you used sedatives (tranquilizers, such as Valium or Xanax, barbiturates, or sleeping pills) without a doctor telling you to take them, in your lifetime? . . . . .	69
144	On how many occasions have you used sedatives (tranquilizers, such as Valium or Xanax, barbiturates, or sleeping pills) without a doctor telling you to take them, during the past 30 days? . . . .	70
145	On how many occasions have you used Methamphetamines (meth, speed, crank, crystal meth) in your lifetime? . . . . .	70
146	On how many occasions have you used Methamphetamines (meth, speed, crank, crystal meth) in the past 30 days? . . . . .	71
147	On how many occasions have you used stimulants, other than Methamphetamines (such as amphetamines, Ritalin or Dexedrine) without a doctor telling you to take them, in your lifetime? . . . . .	71
148	On how many occasions have you used stimulants, other than Methamphetamines (such as amphetamines, Ritalin or Dexedrine) without a doctor telling you to take them, during the past 30 days? . . . . .	72
149	On how many occasions have you used heroin or other opiates in your lifetime? . . . . .	72
150	On how many occasions have you used heroin or other opiates during the past 30 days? . . . . .	73
151	On how many occasions have you used MDMA ('X', 'E', or ecstasy) in your lifetime? . . . . .	73



152	On how many occasions have you used MDMA ('X', 'E', or ecstasy) during the past 30 days? . . . . .	74
153	On how many occasions have you taken prescription drugs (such as Valium, Xanax, Ritalin, Adderall, OxyContin, Darvocet, or sleeping pills) on your own-that is, without a doctor telling you to take them in your lifetime? . . . . .	74
154	On how many occasions have you taken prescription drugs (such as Valium, Xanax, Ritalin, Adderall, OxyContin, Darvocet, or sleeping pills) on your own-that is, without a doctor telling you to take them during the past 30 days? . . . . .	75
155	On how many occasions have you taken non-prescription medicines such as diet pills (for example, Dietac, Dexatrim or Prolamine), stay-awake pills (for example No-Doz, Vivarin, or Wake), or cough or cold medicines (robos, DXM, etc.) to get high in your lifetime? . . . . .	75
156	On how many occasions have you taken non-prescription medicines such as diet pills (for example, Dietac, Dexatrim or Prolamine), stay-awake pills (for example No-Doz, Vivarin, or Wake), or cough or cold medicines (robos, DXM, etc.) to get high during the past 30 days? . . . . .	76
157	On how many occasions have you been drunk or very high from drinking alcoholic beverages during the past 30 days? . . . . .	76
158	Think back over the last two weeks. How many times have you had five or more alcoholic drinks in a row? . . . . .	77
159	Have you ever used smokeless tobacco (chew, snuff, plug, dipping tobacco, or chewing tobacco)? . . . . .	77
160	How often have you taken smokeless tobacco during the past 30 days? . . . . .	77
161	Have you ever smoked cigarettes? . . . . .	78
162	How frequently have you smoked cigarettes during the past 30 days? . . . . .	78

163	During the last month, about how many marijuana cigarettes, or the equivalent, did you smoke a day, on the average? . . . . .	79
164	If you drank alcohol (not just a sip or taste) in the past year, how did you usually get it? . . . . .	79
165	If you drank alcohol (not just a sip or taste) in the past year, where did you usually drink it? . . . . .	80
166	If you smoked cigarettes (not just a puff or drag) in the past year, how did you usually get them? . . . . .	81
167	If you smoked cigarettes (not just a puff or drag) in the past year, where did you usually smoke them? . . . . .	82
168	During the past 30 days, how many times did you ride in a car or other vehicle driven by someone who had been drinking alcohol? . . . . .	82
169	During the past 30 days, how many times did you drive a car or other vehicle when you had been drinking alcohol? . . . . .	83
170	How wrong would most adults (over 21) in your neighborhood think it is for kids your age: to use marijuana? . . . . .	83
171	How wrong would most adults (over 21) in your neighborhood think it is for kids your age: to drink alcohol? . . . . .	83
172	How wrong would most adults (over 21) in your neighborhood think it is for kids your age: to smoke cigarettes? . . . . .	84
173	How much do each of the following statements describe your neighborhood? crime and/or drug selling . . . . .	84
174	How much do each of the following statements describe your neighborhood? fights . . . . .	84
175	How much do each of the following statements describe your neighborhood? lots of empty or abandoned buildings . . . . .	85
176	How much do each of the following statements describe your neighborhood? lots of graffiti . . . . .	85
177	If I had to move, I would miss the neighborhood I now live in. . . . .	85



178	My neighbors notice when I am doing a good job and let me know about it. . . . .	86
179	I like my neighborhood. . . . .	86
180	There are lots of adults in my neighborhood I could talk to about something important. . . . .	86
181	I'd like to get out of my neighborhood. . . . .	87
182	There are people in my neighborhood who are proud of me when I do something well. . . . .	87
183	There are people in my neighborhood who encourage me to do my best. . . . .	87
184	I feel safe in my neighborhood. . . . .	88
185	Which of the following activities for people your age are available in your community? sports teams? . . . . .	88
186	Which of the following activities for people your age are available in your community? scouting? . . . . .	88
187	Which of the following activities for people your age are available in your community? boys and girls clubs? . . . . .	89
188	Which of the following activities for people your age are available in your community? 4-H clubs? . . . . .	89
189	Which of the following activities for people your age are available in your community? service clubs? . . . . .	89
190	If a kid smoked marijuana in your neighborhood would he or she be caught by the police? . . . . .	90
191	If a kid drank some beer, wine or hard liquor (for example, vodka, whiskey, or gin) in your neighborhood would he or she be caught by the police? . . . . .	90
192	If a kid carried a handgun in your neighborhood would he or she be caught by the police? . . . . .	90

193	If you wanted to get some cigarettes, how easy would it be for you to get some? . . . . .	91
194	If you wanted to get some beer, wine or hard liquor (for example, vodka, whiskey, or gin), how easy would it be for you to get some? . . . . .	91
195	If you wanted to get a drug like cocaine, LSD, or amphetamines, how easy would it be for you to get some? . . . . .	91
196	If you wanted to get a handgun, how easy would it be for you to get one? . . . . .	92
197	If you wanted to get some marijuana, how easy would it be for you to get some? . . . . .	92
198	During the past 12 months, have you participated in any alcohol prevention programs or seen any alcohol prevention messages in your school or community? Yes, a school-based program focused on preventing underage drinking and/or drinking and driving. . . . .	92
199	During the past 12 months, have you participated in any alcohol prevention programs or seen any alcohol prevention messages in your school or community? Yes, a community-based program focused on preventing underage drinking and/or drinking and driving (for example, through your church or temple or through youth groups like Boys and Girls Club or 4-H). . . . .	93
200	During the past 12 months, have you participated in any alcohol prevention programs or seen any alcohol prevention messages in your school or community? Yes, a media campaign addressing underage drinking and/or drinking and driving (for example, newspaper ads, posters, pamphlets, radio, TV). . . . .	93
201	During the past 12 months, have you participated in any alcohol prevention programs or seen any alcohol prevention messages in your school or community? No . . . . .	93
202	How wrong do your parents feel it would be for YOU to: drink beer, wine or hard liquor (for example, vodka, whiskey or gin) regularly? . . . . .	94
203	How wrong do your parents feel it would be for YOU to: smoke cigarettes? . . . . .	94

204	How wrong do your parents feel it would be for YOU to: smoke marijuana? . . . . .	94
205	How wrong do your parents feel it would be for YOU to: steal something worth more than \$5? . . . . .	95
206	How wrong do your parents feel it would be for YOU to: draw graffiti, write things, or draw pictures on buildings or other property (without the owner's permission)? . . . . .	95
207	How wrong do your parents feel it would be for YOU to: pick a fight with someone? . . . . .	95
208	During the past 12 months, have you talked with at least one of your parents about the dangers of underage drinking and/or drinking and driving? By parents, we mean either your biological parents, adoptive parents, stepparents, or adult guardians - whether or not they live with you. . . . .	96
209	Have any of your brothers or sisters ever: drunk beer, wine or hard liquor (for example, vodka, whiskey or gin)? . . . . .	96
210	Have any of your brothers or sisters ever: smoked marijuana? . . . . .	96
211	Have any of your brothers or sisters ever: smoked cigarettes? . . . . .	97
212	Have any of your brothers or sisters ever: taken a handgun to school? . . . . .	97
213	Have any of your brothers or sisters ever: been suspended or expelled from school? . . . . .	97
214	The rules in my family are clear. . . . .	98
215	People in my family often insult or yell at each other. . . . .	98
216	When I am not at home, one of my parents knows where I am and who I am with. . . . .	98
217	We argue about the same things in my family over and over. . . . .	99

218	If you drank some beer or wine or liquor (for example, vodka, whiskey, or gin) without your parents' permission, would you be caught by your parents? . . . . .	99
219	My family has clear rules about alcohol and drug use. . . . .	99
220	If you carried a handgun without your parents' permission, would you be caught by your parents? . . . . .	100
221	If you skipped school would you be caught by your parents? . . . . .	100
222	Do you feel very close to your mother? . . . . .	100
223	Do you share your thoughts and feelings with your mother? . . . . .	101
224	My parents ask me what I think before most family decisions affecting me are made. . . . .	101
225	Do you share your thoughts and feelings with your father? . . . . .	101
226	Do you enjoy spending time with your mother? . . . . .	102
227	Do you enjoy spending time with your father? . . . . .	102
228	If I had a personal problem, I could ask my mom or dad for help. . . . .	102
229	Do you feel very close to your father? . . . . .	103
230	My parents give me lots of chances to do fun things with them. . . . .	103
231	My parents ask if I've gotten my homework done. . . . .	103
232	People in my family have serious arguments. . . . .	104
233	Would your parents know if you did not come home on time? . . . . .	104
234	It is important to be honest with your parents, even if they become upset or you get punished. . . . .	104
235	My parents notice when I am doing a good job and let me know about it. . . . .	105

236	How often do your parents tell you they're proud of you for something you've done? . . . . .	105
237	How many brothers and sisters, including stepbrothers and step-sisters, do you have that are younger than you? . . . . .	105
238	How many brothers and sisters, including stepbrothers and step-sisters, do you have that are older than you? . . . . .	106
239	Have you changed homes in the past year (the last 12 months)?	106
240	How many times have you changed homes since kindergarten? .	106
241	Have you changed schools (including changing from elementary to middle and middle to high school) in the past year? . . . . .	107
242	How many times have you changed schools since kindergarten (including changing from elementary to middle and middle to high school)? . . . . .	107
243	Has anyone in your family ever had severe alcohol or drug problems?	107
244	About how many adults (over 21) have you known personally who in the past year have: used marijuana, crack, cocaine, or other drugs? . . . . .	108
245	About how many adults (over 21) have you known personally who in the past year have: sold or dealt drugs? . . . . .	108
246	About how many adults (over 21) have you known personally who in the past year have: done other things that could get them in trouble with the police, like stealing, selling stolen goods, mugging or assaulting others, etc.? . . . .	108
247	About how many adults (over 21) have you known personally who in the past year have: gotten drunk or high? . . . . .	109
248	How honest were you in filling out this survey? . . . . .	109

## List of Figures

1	Grade Chart . . . . .	13
2	Gender Chart . . . . .	14
3	Age Chart . . . . .	15
4	Ethnic Origin Chart . . . . .	16

# 1 INTRODUCTION

This report was generated from data collected on the *2008 Arkansas Prevention Needs Assessment Student Survey*. This report contains basic frequency tables of all data collected and graphs on the selected demographic variables of grade, gender, age and ethnic origin. The graph on ethnic origin is represented as a bar chart rather than as a pie chart. This is because students were allowed to mark more than one response for ethnic origin as opposed to being allowed to mark only one response. The bars represent the percent of students who marked each of the ethnic categories.

Questions regarding the information found in this report can be directed to:

**Pride Surveys**

160 Vanderbilt Court  
Bowling Green, KY 42103  
1-800-279-6361  
[www.pridesurveys.com](http://www.pridesurveys.com)

# Grade Chart

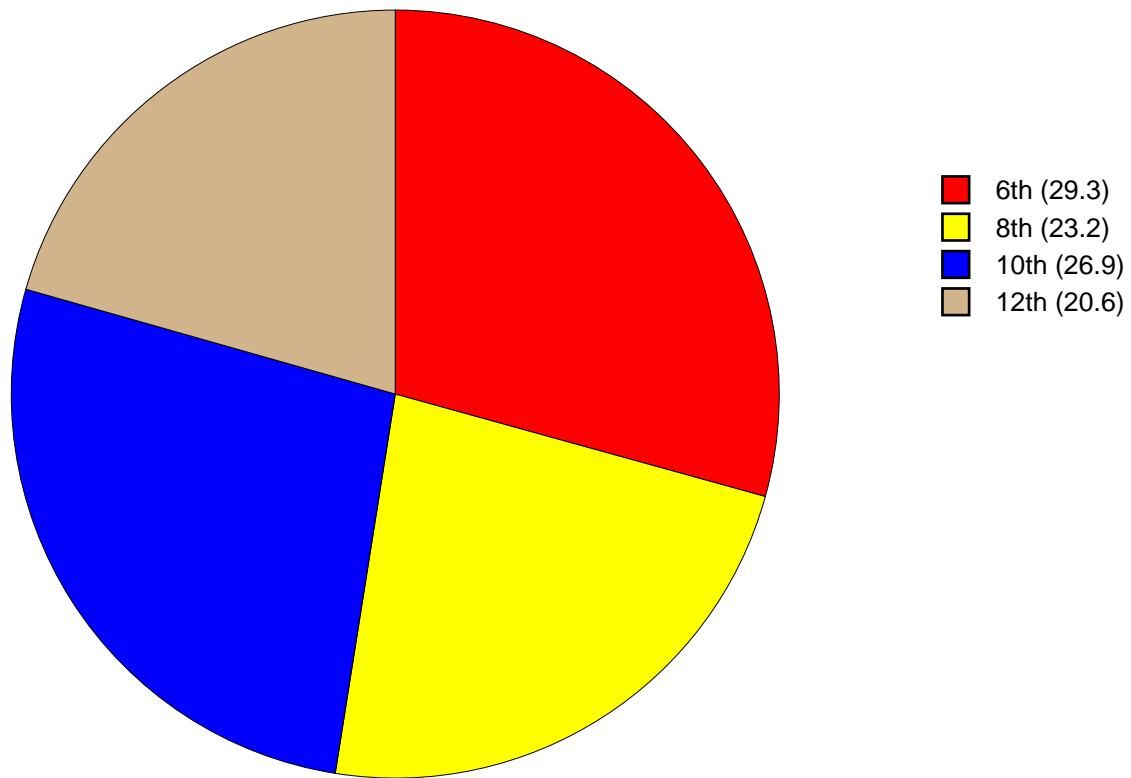


Figure 1: Grade Chart

## Gender Chart

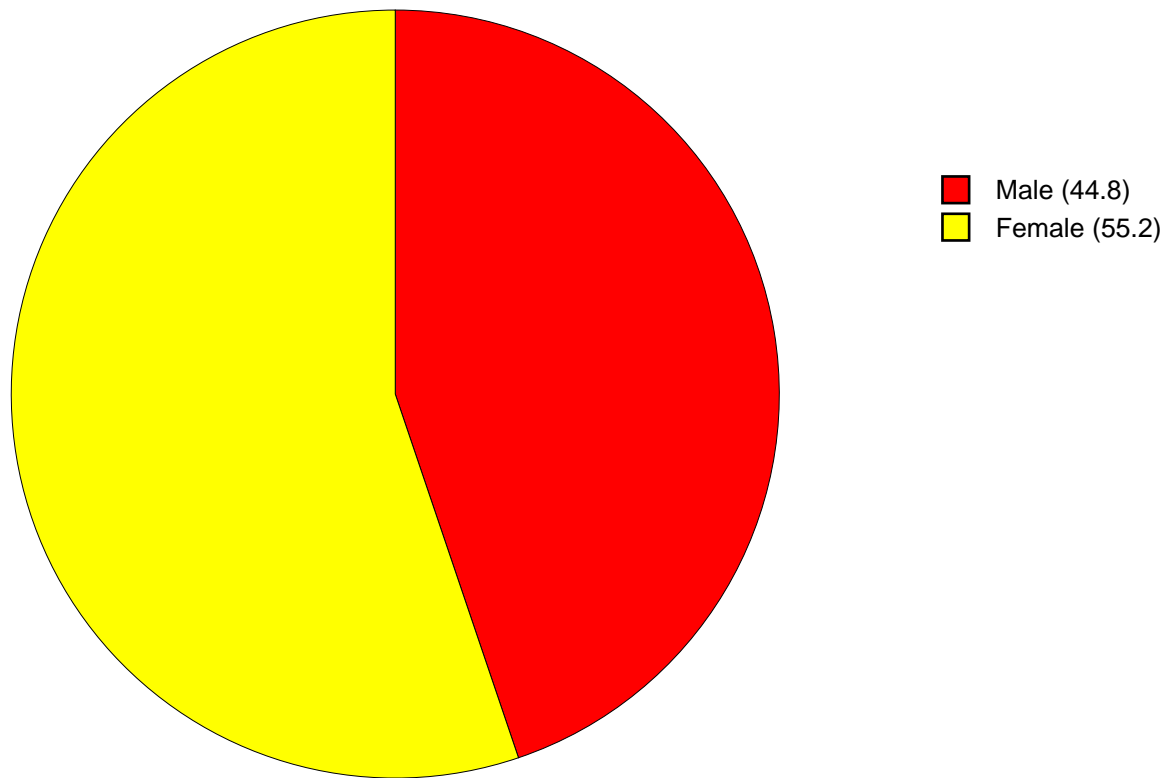


Figure 2: Gender Chart

## Age Chart

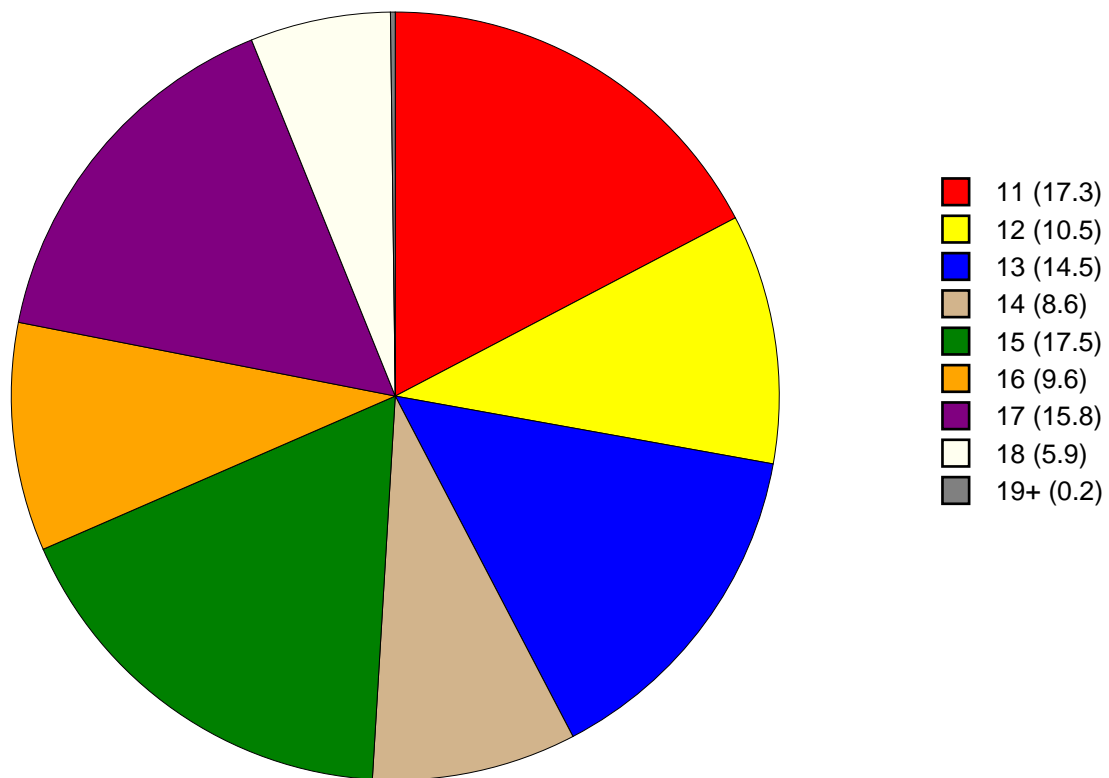


Figure 3: Age Chart



## Ethnic Origin Chart

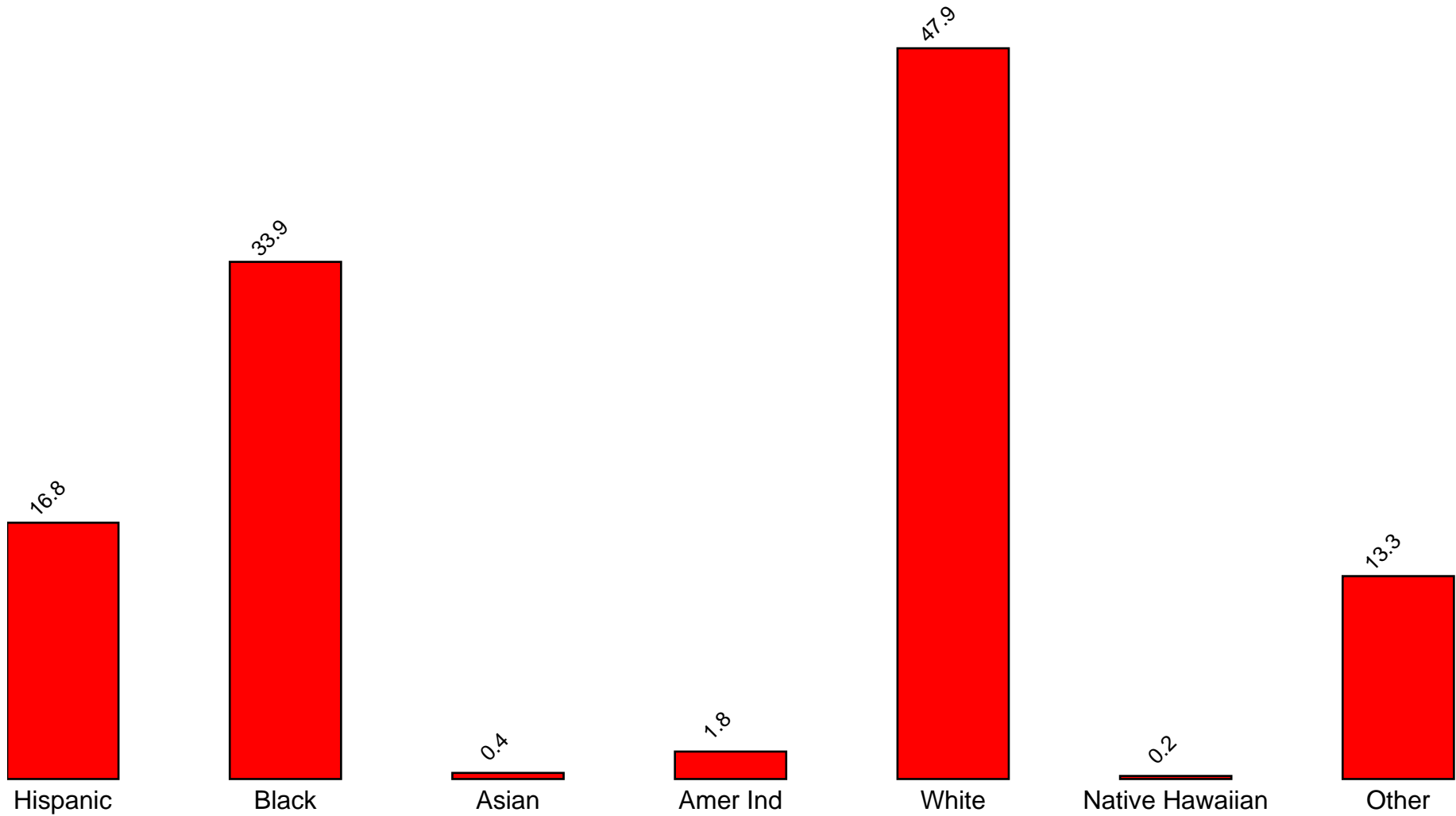


Figure 4: Ethnic Origin Chart

## 2 PERCENTAGE TABLES

The following tables contain frequency distribution detailing how your students responded to each question on the survey. The tables appear in the same order as the questions on the survey. The tables include breakdowns by grade level as well as overall percentages. The *N of Valid* row is a frequency count of the number of valid responses to each question for each grade and overall. The *N of Miss* row is a frequency count of the number of invalid (marked more than one response) or missing (i.e. did not respond) responses to each question for each grade and overall.

For the questions that allowed more than one response (i.e. race, live with, etc.) each response becomes a separate table. If a student did not mark the response, that was counted as a NO response, and if they did mark the response, that was counted as a YES response. Since a non response is a valid response for these questions, the *N of Miss* will always be zero for these questions.

Table 1: Sex

Response	6	8	10	12	Total
Male	48.1	40.4	40.0	51.1	44.8
Female	51.9	59.6	60.0	48.9	55.2
N of Valid	133	104	120	92	449
N of Miss	1	2	3	2	8

Table 2: Age

Response	6	8	10	12	Total
10 or younger	0.0	0.0	0.0	0.0	0.0
11	59.0	0.0	0.0	0.0	17.3
12	35.8	0.0	0.0	0.0	10.5
13	5.2	55.7	0.0	0.0	14.5
14	0.0	36.8	0.0	0.0	8.6
15	0.0	6.6	59.8	0.0	17.5
16	0.0	0.9	34.4	1.1	9.6
17	0.0	0.0	5.7	69.1	15.8
18	0.0	0.0	0.0	28.7	5.9
19 or older	0.0	0.0	0.0	1.1	0.2
N of Valid	134	106	122	94	456
N of Miss	0	0	1	0	1

Table 3: Are you Hispanic or Latino?

Response	6	8	10	12	Total
No	82.6	81.9	82.1	86.8	83.2
Yes	17.4	18.1	17.9	13.2	16.8
N of Valid	132	105	112	91	440
N of Miss	2	1	11	3	17

Table 4: What is your race? Black or African American



Response	6	8	10	12	Total	
No	67.2	72.6	64.2	59.6	66.1	
Yes	32.8	27.4	35.8	40.4	33.9	
N of Valid	134	106	123	94	457	
N of Miss	0	0	0	0	0	

Table 5: What is your race? Asian



Response	6	8	10	12	Total	
No	100.0	99.1	100.0	98.9	99.6	
Yes	0.0	0.9	0.0	1.1	0.4	
N of Valid	134	106	123	94	457	
N of Miss	0	0	0	0	0	

Table 6: What is your race? American Indian



Response	6	8	10	12	Total	
No	97.8	97.2	98.4	100.0	98.2	
Yes	2.2	2.8	1.6	0.0	1.8	
N of Valid	134	106	123	94	457	
N of Miss	0	0	0	0	0	

Table 7: What is your race? Alaska Native


Response	6	8	10	12	Total	
No	100.0	100.0	100.0	100.0	100.0	
Yes	0.0	0.0	0.0	0.0	0.0	
N of Valid	134	106	123	94	457	
N of Miss	0	0	0	0	0	

Table 8: What is your race? White



Response	6	8	10	12	Total	
No	55.2	45.3	52.8	54.3	52.1	
Yes	44.8	54.7	47.2	45.7	47.9	
N of Valid	134	106	123	94	457	
N of Miss	0	0	0	0	0	

Table 9: What is your race? Native Hawaiian or Other Pacific Islander



Response	6	8	10	12	Total	
No	100.0	100.0	100.0	98.9	99.8	
Yes	0.0	0.0	0.0	1.1	0.2	
N of Valid	134	106	123	94	457	
N of Miss	0	0	0	0	0	

Table 10: What is your race? Other



Response	6	8	10	12	Total	
No	85.8	83.0	86.2	92.6	86.7	
Yes	14.2	17.0	13.8	7.4	13.3	
N of Valid	134	106	123	94	457	
N of Miss	0	0	0	0	0	

Table 11: What is the highest level of schooling completed by your mother or father?









Response	6	8	10	12	Total	
Completed grade school or less	4.6	4.9	2.5	1.1	3.4	
Some high school	3.8	8.7	7.4	12.1	7.6	
Completed high school	16.2	14.6	20.7	44.0	22.7	
Some college	13.1	20.4	17.4	15.4	16.4	
Completed college	21.5	11.7	27.3	16.5	19.8	
Graduate or professional school after college	7.7	5.8	10.7	4.4	7.4	
Don't know	31.5	34.0	13.2	5.5	21.8	
Does not apply	1.5	0.0	0.8	1.1	0.9	
N of Valid	130	103	121	91	445	
N of Miss	4	3	2	3	12	

Table 12: Think of where you live most of the time. Which of the following people live there with you? Mother



Response	6	8	10	12	Total	
No	10.4	15.1	16.3	26.6	16.4	
Yes	89.6	84.9	83.7	73.4	83.6	
N of Valid	134	106	123	94	457	
N of Miss	0	0	0	0	0	

Table 13: Think of where you live most of the time. Which of the following people live there with you? Stepmother



Response	6	8	10	12	Total	
No	97.0	97.2	92.7	91.5	94.7	
Yes	3.0	2.8	7.3	8.5	5.3	
N of Valid	134	106	123	94	457	
N of Miss	0	0	0	0	0	

Table 14: Think of where you live most of the time. Which of the following people live there with you? Foster Mother



Response	6	8	10	12	Total	
No	98.5	99.1	100.0	100.0	99.3	
Yes	1.5	0.9	0.0	0.0	0.7	
N of Valid	134	106	123	94	457	
N of Miss	0	0	0	0	0	

Table 15: Think of where you live most of the time. Which of the following people live there with you? Grandmother



Response	6	8	10	12	Total	
No	87.3	81.1	91.1	88.3	87.1	
Yes	12.7	18.9	8.9	11.7	12.9	
N of Valid	134	106	123	94	457	
N of Miss	0	0	0	0	0	

Table 16: Think of where you live most of the time. Which of the following people live there with you? Aunt



Response	6	8	10	12	Total	
No	93.3	89.6	93.5	94.7	92.8	
Yes	6.7	10.4	6.5	5.3	7.2	
N of Valid	134	106	123	94	457	
N of Miss	0	0	0	0	0	

Table 17: Think of where you live most of the time. Which of the following people live there with you? Father



Response	6	8	10	12	Total	
No	47.0	44.3	39.8	51.1	45.3	
Yes	53.0	55.7	60.2	48.9	54.7	
N of Valid	134	106	123	94	457	
N of Miss	0	0	0	0	0	



Table 18: Think of where you live most of the time. Which of the following people live there with you? Stepfather



Response	6	8	10	12	Total	
No	89.6	81.1	87.8	86.2	86.4	
Yes	10.4	18.9	12.2	13.8	13.6	
N of Valid	134	106	123	94	457	
N of Miss	0	0	0	0	0	

Table 19: Think of where you live most of the time. Which of the following people live there with you? Foster Father



Response	6	8	10	12	Total	
No	99.3	99.1	100.0	100.0	99.6	
Yes	0.7	0.9	0.0	0.0	0.4	
N of Valid	134	106	123	94	457	
N of Miss	0	0	0	0	0	

Table 20: Think of where you live most of the time. Which of the following people live there with you? Grandfather



Response	6	8	10	12	Total	
No	94.0	91.5	95.9	93.6	93.9	
Yes	6.0	8.5	4.1	6.4	6.1	
N of Valid	134	106	123	94	457	
N of Miss	0	0	0	0	0	

Table 21: Think of where you live most of the time. Which of the following people live there with you? Uncle



Response	6	8	10	12	Total	
No	92.5	94.3	96.7	95.7	94.7	
Yes	7.5	5.7	3.3	4.3	5.3	
N of Valid	134	106	123	94	457	
N of Miss	0	0	0	0	0	

Table 22: Think of where you live most of the time. Which of the following people live there with you? Other Adults



Response	6	8	10	12	Total	
No	97.8	95.3	100.0	96.8	97.6	
Yes	2.2	4.7	0.0	3.2	2.4	
N of Valid	134	106	123	94	457	
N of Miss	0	0	0	0	0	

Table 23: Think of where you live most of the time. Which of the following people live there with you? Brother(s)



Response	6	8	10	12	Total	
No	61.9	54.7	59.3	71.3	61.5	
Yes	38.1	45.3	40.7	28.7	38.5	
N of Valid	134	106	123	94	457	
N of Miss	0	0	0	0	0	

Table 24: Think of where you live most of the time. Which of the following people live there with you? Stepbrother(s)



Response	6	8	10	12	Total	
No	97.0	97.2	97.6	95.7	96.9	
Yes	3.0	2.8	2.4	4.3	3.1	
N of Valid	134	106	123	94	457	
N of Miss	0	0	0	0	0	

Table 25: Think of where you live most of the time. Which of the following people live there with you? Sister(s)



Response	6	8	10	12	Total	
No	61.9	52.8	62.6	70.2	61.7	
Yes	38.1	47.2	37.4	29.8	38.3	
N of Valid	134	106	123	94	457	
N of Miss	0	0	0	0	0	

Table 26: Think of where you live most of the time. Which of the following people live there with you? Stepsister(s)



Response	6	8	10	12	Total	
No	97.0	94.3	95.1	98.9	96.3	
Yes	3.0	5.7	4.9	1.1	3.7	
N of Valid	134	106	123	94	457	
N of Miss	0	0	0	0	0	

Table 27: Think of where you live most of the time. Which of the following people live there with you? Other Children



Response	6	8	10	12	Total	
No	95.5	94.3	95.1	95.7	95.2	
Yes	4.5	5.7	4.9	4.3	4.8	
N of Valid	134	106	123	94	457	
N of Miss	0	0	0	0	0	

Table 28: In my school, students have lots of chances to help decide things like class activities and rules.





Response	6	8	10	12	Total	
NO!	26.6	28.7	30.8	21.3	27.1	
no	40.6	37.6	32.5	35.1	36.6	
yes	29.7	24.8	33.3	37.2	31.2	
YES!	3.1	8.9	3.3	6.4	5.2	
N of Valid	128	101	120	94	443	
N of Miss	6	5	3	0	14	

Table 29: Teachers ask me to work on special classroom projects.


Response	6	8	10	12	Total	
NO!	12.4	10.5	18.3	8.5	12.7	
no	37.2	44.8	37.5	43.6	40.4	
yes	33.3	38.1	35.8	35.1	35.5	
YES!	17.1	6.7	8.3	12.8	11.4	
N of Valid	129	105	120	94	448	
N of Miss	5	1	3	0	9	

Table 30: My teacher(s) notices when I am doing a good job and lets me know about it.

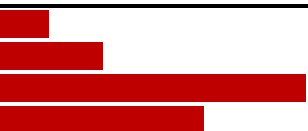
Response	6	8	10	12	Total	
NO!	0.8	2.9	16.7	2.2	5.8	
no	13.3	11.4	17.5	16.1	14.6	
yes	39.8	52.4	49.2	53.8	48.2	
YES!	46.1	33.3	16.7	28.0	31.4	
N of Valid	128	105	120	93	446	
N of Miss	6	1	3	1	11	

Table 31: There are lots of chances for students in my school to get involved in sports, clubs, and other school activities outside of class.


Response	6	8	10	12	Total	
NO!	3.9	2.9	4.2	2.1	3.4	
no	10.2	8.6	10.1	5.3	8.7	
yes	41.4	43.8	41.2	37.2	41.0	
YES!	44.5	44.8	44.5	55.3	46.9	
N of Valid	128	105	119	94	446	
N of Miss	6	1	4	0	11	

Table 32: There are lots of chances for students in my school to talk with a teacher one-on-one.

Response	6	8	10	12	Total
NO!	10.2	4.9	10.8	3.2	7.6
no	21.1	13.6	25.0	18.1	19.8
yes	46.1	50.5	50.8	54.3	50.1
YES!	22.7	31.1	13.3	24.5	22.5
N of Valid	128	103	120	94	445
N of Miss	6	3	3	0	12

Table 33: I feel safe at my school.

Response	6	8	10	12	Total
NO!	11.6	11.8	19.3	6.4	12.6
no	15.5	27.5	28.6	21.3	23.0
yes	36.4	31.4	42.9	59.6	41.9
YES!	36.4	29.4	9.2	12.8	22.5
N of Valid	129	102	119	94	444
N of Miss	5	4	4	0	13

Table 34: The school lets my parents know when I have done something well.

Response	6	8	10	12	Total
NO!	11.8	17.1	31.9	22.6	20.7
no	26.8	46.7	45.4	50.5	41.4
yes	36.2	22.9	19.3	22.6	25.7
YES!	25.2	13.3	3.4	4.3	12.2
N of Valid	127	105	119	93	444
N of Miss	7	1	4	1	13

Table 35: My teachers praise me when I work hard in school.





Response	6	8	10	12	Total	
NO!	11.8	12.7	28.6	17.0	17.6	
no	24.4	43.1	39.5	45.7	37.3	
yes	43.3	31.4	26.1	29.8	33.0	
YES!	20.5	12.7	5.9	7.4	12.0	
N of Valid	127	102	119	94	442	
N of Miss	7	4	4	0	15	

Table 36: Are your school grades better than the grades of most students in your class?





Response	6	8	10	12	Total	
NO!	7.1	9.6	7.6	3.2	7.0	
no	24.4	28.8	23.5	24.5	25.2	
yes	44.1	43.3	37.8	54.3	44.4	
YES!	24.4	18.3	31.1	18.1	23.4	
N of Valid	127	104	119	94	444	
N of Miss	7	2	4	0	13	

Table 37: I have lots of chances to be part of class discussions or activities.





Response	6	8	10	12	Total	
NO!	2.4	1.9	9.2	2.1	4.1	
no	18.9	22.1	19.3	17.0	19.4	
yes	44.9	64.4	53.8	61.7	55.4	
YES!	33.9	11.5	17.6	19.1	21.2	
N of Valid	127	104	119	94	444	
N of Miss	7	2	4	0	13	

Table 38: Now thinking back over the past year in school, how often did you: enjoy being in school?






Response	6	8	10	12	Total	
Never	9.4	9.6	9.8	7.4	9.2	
Seldom	3.9	11.5	16.4	16.0	11.6	
Sometimes	43.3	47.1	39.3	47.9	44.1	
Often	21.3	20.2	22.1	20.2	21.0	
Almost always	22.0	11.5	12.3	8.5	14.1	
N of Valid	127	104	122	94	447	
N of Miss	7	2	1	0	10	

Table 39: Now thinking back over the past year in school, how often did you: hate being in school?






Response	6	8	10	12	Total	
Never	20.5	10.7	4.9	5.3	10.8	
Seldom	19.7	23.3	23.8	18.1	21.3	
Sometimes	33.1	33.0	35.2	43.6	35.9	
Often	11.0	13.6	19.7	20.2	15.9	
Almost always	15.7	19.4	16.4	12.8	16.1	
N of Valid	127	103	122	94	446	
N of Miss	7	3	1	0	11	

Table 40: Now thinking back over the past year in school, how often did you: try to do your best work in school?






Response	6	8	10	12	Total	
Never	0.8	1.0	1.6	0.0	0.9	
Seldom	0.8	3.8	2.5	6.4	3.2	
Sometimes	8.9	17.3	15.6	21.3	15.3	
Often	14.5	28.8	40.2	45.7	31.5	
Almost always	75.0	49.0	40.2	26.6	49.1	
N of Valid	124	104	122	94	444	
N of Miss	10	2	1	0	13	



Table 41: How often do you feel that the school work you are assigned is meaningful and important?

Response	6	8	10	12	Total	
Never	3.3	5.9	6.6	3.2	4.8	
Seldom	8.1	15.7	17.4	16.0	14.1	
Sometimes	17.9	27.5	33.9	40.4	29.3	
Often	42.3	34.3	24.0	29.8	32.7	
Almost always	28.5	16.7	18.2	10.6	19.1	
N of Valid	123	102	121	94	440	
N of Miss	11	4	2	0	17	

Table 42: Putting them all together, what were your grades like last year?

Response	6	8	10	12	Total	
Mostly F's	4.2	2.1	0.0	0.0	1.6	
Mostly D's	1.7	7.4	5.0	1.1	3.7	
Mostly C's	10.8	26.6	26.7	29.0	22.7	
Mostly B's	36.7	42.6	42.5	47.3	41.9	
Mostly A's	46.7	21.3	25.8	22.6	30.0	
N of Valid	120	94	120	93	427	
N of Miss	14	12	3	1	30	

Table 43: How important do you think the things you are learning in school are going to be for your later life?

Response	6	8	10	12	Total	
Very important	64.2	39.6	28.1	26.6	40.5	
Quite important	22.0	27.7	32.2	28.7	27.6	
Fairly important	11.4	24.8	18.2	25.5	19.4	
Slightly important	0.8	6.9	19.0	16.0	10.5	
Not at all important	1.6	1.0	2.5	3.2	2.1	
N of Valid	123	101	121	94	439	
N of Miss	11	5	2	0	18	

Table 44: How interesting are most of your courses to you?






Response	6	8	10	12	Total	
Very interesting and stimulating	19.8	12.5	9.8	16.0	14.5	
Quite interesting	38.0	27.9	23.0	19.1	27.4	
Fairly interesting	29.8	33.7	40.2	42.6	36.3	
Slightly dull	7.4	19.2	17.2	18.1	15.2	
Very dull	5.0	6.7	9.8	4.3	6.6	
N of Valid	121	104	122	94	441	
N of Miss	13	2	1	0	16	

Table 45: During the LAST FOUR WEEKS how many whole days of school have you missed because you skipped or 'cut'?








Response	6	8	10	12	Total	
None	75.4	74.0	68.0	51.6	68.0	
1	9.0	10.6	8.2	19.4	11.3	
2	6.6	5.8	10.7	9.7	8.2	
3	2.5	1.9	8.2	9.7	5.4	
4-5	4.1	6.7	2.5	7.5	5.0	
6-10	1.6	0.0	0.8	1.1	0.9	
11 or more	0.8	1.0	1.6	1.1	1.1	
N of Valid	122	104	122	93	441	
N of Miss	12	2	1	1	16	

Table 46: Think of your four best friends (the friends you feel closest to). In the past year (12 months), how many of your best friends have: participated in clubs, organizations or activities at school?






Response	6	8	10	12	Total	
0	20.8	12.6	13.2	5.4	13.6	
1	14.4	10.7	10.7	16.3	12.9	
2	17.6	24.3	26.4	19.6	22.0	
3	21.6	17.5	14.9	23.9	19.3	
4	25.6	35.0	34.7	34.8	32.2	
N of Valid	125	103	121	92	441	
N of Miss	9	3	2	2	16	

Table 47: Think of your four best friends (the friends you feel closest to). In the past year (12 months), how many of your best friends have: smoked cigarettes?






Response	6	8	10	12	Total	
0	83.6	51.0	30.8	23.7	49.2	
1	10.2	10.6	16.7	20.4	14.2	
2	1.6	14.4	16.7	16.1	11.7	
3	1.6	7.7	15.0	11.8	8.8	
4	3.1	16.3	20.8	28.0	16.2	
N of Valid	128	104	120	93	445	
N of Miss	6	2	3	1	12	

Table 48: Think of your four best friends (the friends you feel closest to). In the past year (12 months), how many of your best friends have: tried beer, wine or hard liquor (for example, vodka, whiskey, or gin) when their parents didn't know about it?






Response	6	8	10	12	Total	
0	57.4	37.5	20.7	17.6	34.6	
1	20.2	13.5	5.8	17.6	14.2	
2	10.9	15.4	13.2	12.1	12.8	
3	3.9	8.7	18.2	12.1	10.6	
4	7.8	25.0	42.1	40.7	27.9	
N of Valid	129	104	121	91	445	
N of Miss	5	2	2	3	12	

Table 49: Think of your four best friends (the friends you feel closest to). In the past year (12 months), how many of your best friends have: made a commitment to stay drug-free?






Response	6	8	10	12	Total	
0	23.6	29.4	40.7	40.2	33.0	
1	7.9	18.6	20.3	22.8	16.9	
2	10.2	9.8	15.3	10.9	11.6	
3	11.8	13.7	5.1	5.4	9.1	
4	46.5	28.4	18.6	20.7	29.4	
N of Valid	127	102	118	92	439	
N of Miss	7	4	5	2	18	

Table 50: Think of your four best friends (the friends you feel closest to). In the past year (12 months), how many of your best friends have: used marijuana?






Response	6	8	10	12	Total	
0	95.3	69.2	39.7	48.4	64.3	
1	2.4	6.7	19.0	7.5	9.0	
2	1.6	9.6	13.2	12.9	9.0	
3	0.8	6.7	9.1	9.7	6.3	
4	0.0	7.7	19.0	21.5	11.5	
N of Valid	127	104	121	93	445	
N of Miss	7	2	2	1	12	

Table 51: Think of your four best friends (the friends you feel closest to). In the past year (12 months), how many of your best friends have: tried to do well in school?






Response	6	8	10	12	Total	
0	1.6	1.9	5.0	4.3	3.2	
1	3.1	3.9	13.2	4.3	6.3	
2	11.7	14.6	17.4	22.8	16.2	
3	9.4	19.4	20.7	20.7	17.1	
4	74.2	60.2	43.8	47.8	57.2	
N of Valid	128	103	121	92	444	
N of Miss	6	3	2	2	13	

Table 52: Think of your four best friends (the friends you feel closest to). In the past year (12 months), how many of your best friends have: used LSD, cocaine, amphetamines, or other illegal drugs?






Response	6	8	10	12	Total	
0	96.1	85.6	70.6	90.3	85.6	
1	1.6	7.7	13.4	3.2	6.5	
2	0.8	4.8	5.9	2.2	3.4	
3	0.8	1.0	4.2	1.1	1.8	
4	0.8	1.0	5.9	3.2	2.7	
N of Valid	127	104	119	93	443	
N of Miss	7	2	4	1	14	

Table 53: Think of your four best friends (the friends you feel closest to). In the past year (12 months), how many of your best friends have: been suspended from school?






Response	6	8	10	12	Total	
0	67.7	27.9	34.5	66.7	49.2	
1	16.5	23.1	19.3	11.8	17.8	
2	11.0	17.3	22.7	9.7	15.3	
3	1.6	6.7	7.6	4.3	5.0	
4	3.1	25.0	16.0	7.5	12.6	
N of Valid	127	104	119	93	443	
N of Miss	7	2	4	1	14	

Table 54: Think of your four best friends (the friends you feel closest to). In the past year (12 months), how many of your best friends have: liked school?






Response	6	8	10	12	Total	
0	19.4	28.4	39.5	33.3	29.8	
1	11.6	26.5	13.4	16.1	16.5	
2	17.8	15.7	16.8	20.4	17.6	
3	16.3	11.8	13.4	16.1	14.4	
4	34.9	17.6	16.8	14.0	21.7	
N of Valid	129	102	119	93	443	
N of Miss	5	4	4	1	14	

Table 55: Think of your four best friends (the friends you feel closest to). In the past year (12 months), how many of your best friends have: carried a handgun?






Response	6	8	10	12	Total	
0	94.4	88.5	78.3	82.8	86.2	
1	3.2	8.7	9.2	10.8	7.7	
2	0.8	0.0	4.2	3.2	2.0	
3	0.8	0.0	2.5	3.2	1.6	
4	0.8	2.9	5.8	0.0	2.5	
N of Valid	126	104	120	93	443	
N of Miss	8	2	3	1	14	

Table 56: Think of your four best friends (the friends you feel closest to). In the past year (12 months), how many of your best friends have: sold illegal drugs?

Response	6	8	10	12	Total	
0	96.1	84.5	77.1	84.8	85.9	
1	3.1	8.7	10.2	6.5	7.0	
2	0.0	5.8	2.5	3.3	2.7	
3	0.0	1.0	5.1	2.2	2.0	
4	0.8	0.0	5.1	3.3	2.3	
N of Valid	128	103	118	92	441	
N of Miss	6	3	5	2	16	

Table 57: Think of your four best friends (the friends you feel closest to). In the past year (12 months), how many of your best friends have: regularly attended religious services?

Response	6	8	10	12	Total	
0	33.3	23.5	15.3	15.2	22.4	
1	6.2	12.7	15.3	16.3	12.2	
2	7.0	10.8	24.6	18.5	15.0	
3	9.3	16.7	15.3	21.7	15.2	
4	44.2	36.3	29.7	28.3	35.1	
N of Valid	129	102	118	92	441	
N of Miss	5	4	5	2	16	

Table 58: Think of your four best friends (the friends you feel closest to). In the past year (12 months), how many of your best friends have: stolen or tried to steal a motor vehicle such as a car or motorcycle?

Response	6	8	10	12	Total	
0	92.9	87.5	90.0	95.7	91.4	
1	4.7	6.7	5.8	2.2	5.0	
2	0.8	3.8	2.5	0.0	1.8	
3	0.8	1.0	0.0	0.0	0.5	
4	0.8	1.0	1.7	2.2	1.4	
N of Valid	127	104	120	93	444	
N of Miss	7	2	3	1	13	

Table 59: Think of your four best friends (the friends you feel closest to). In the past year (12 months), how many of your best friends have: been arrested?






Response	6	8	10	12	Total	
0	95.3	79.8	73.3	79.6	82.5	
1	3.1	11.5	14.2	14.0	10.3	
2	1.6	5.8	5.8	5.4	4.5	
3	0.0	1.9	3.3	0.0	1.3	
4	0.0	1.0	3.3	1.1	1.3	
N of Valid	128	104	120	93	445	
N of Miss	6	2	3	1	12	

Table 60: Think of your four best friends (the friends you feel closest to). In the past year (12 months), how many of your best friends have: dropped out of school?






Response	6	8	10	12	Total	
0	94.4	91.3	83.3	82.8	88.3	
1	5.6	5.8	10.8	12.9	8.6	
2	0.0	1.9	1.7	2.2	1.4	
3	0.0	1.0	2.5	1.1	1.1	
4	0.0	0.0	1.7	1.1	0.7	
N of Valid	126	104	120	93	443	
N of Miss	8	2	3	1	14	

Table 61: Think of your four best friends (the friends you feel closest to). In the past year (12 months), how many of your best friends have: been members of a gang?






Response	6	8	10	12	Total	
0	85.8	77.9	73.3	78.5	79.1	
1	4.7	5.8	9.2	7.5	6.8	
2	0.8	6.7	3.3	4.3	3.6	
3	2.4	2.9	1.7	1.1	2.0	
4	6.3	6.7	12.5	8.6	8.6	
N of Valid	127	104	120	93	444	
N of Miss	7	2	3	1	13	



Table 62: What are the chances you would be seen as cool if you: smoked cigarettes?






Response	6	8	10	12	Total	
No or very little chance	82.7	62.5	41.3	40.9	58.0	
Little chance	4.7	13.5	17.4	24.7	14.4	
Some chance	4.7	10.6	17.4	24.7	13.7	
Pretty good chance	2.4	8.7	14.9	3.2	7.4	
Very good chance	5.5	4.8	9.1	6.5	6.5	
N of Valid	127	104	121	93	445	
N of Miss	7	2	2	1	12	

Table 63: What are the chances you would be seen as cool if you: worked hard at school?






Response	6	8	10	12	Total	
No or very little chance	7.9	12.4	19.3	9.8	12.4	
Little chance	7.9	14.3	18.5	19.6	14.7	
Some chance	8.7	10.5	18.5	22.8	14.7	
Pretty good chance	16.7	26.7	21.8	22.8	21.7	
Very good chance	58.7	36.2	21.8	25.0	36.4	
N of Valid	126	105	119	92	442	
N of Miss	8	1	4	2	15	

Table 64: What are the chances you would be seen as cool if you: began drinking alcoholic beverages regularly, that is, at least once or twice a month?






Response	6	8	10	12	Total	
No or very little chance	79.1	54.4	34.7	29.0	50.9	
Little chance	6.2	14.6	8.3	11.8	9.9	
Some chance	3.9	12.6	20.7	26.9	15.2	
Pretty good chance	3.1	9.7	15.7	20.4	11.7	
Very good chance	7.8	8.7	20.7	11.8	12.3	
N of Valid	129	103	121	93	446	
N of Miss	5	3	2	1	11	

Table 65: What are the chances you would be seen as cool if you: defended someone who was being verbally abused at school?


Response	6	8	10	12	Total	
No or very little chance	35.4	19.2	15.1	10.8	21.0	
Little chance	7.9	16.3	17.6	18.3	14.7	
Some chance	11.8	13.5	19.3	20.4	16.0	
Pretty good chance	10.2	24.0	26.9	21.5	20.3	
Very good chance	34.6	26.9	21.0	29.0	28.0	
N of Valid	127	104	119	93	443	
N of Miss	7	2	4	1	14	

Table 66: What are the chances you would be seen as cool if you: smoked marijuana?


Response	6	8	10	12	Total	
No or very little chance	92.2	71.8	45.4	41.8	64.4	
Little chance	3.1	10.7	14.3	16.5	10.7	
Some chance	1.6	7.8	7.6	19.8	8.4	
Pretty good chance	0.8	3.9	20.2	9.9	8.6	
Very good chance	2.3	5.8	12.6	12.1	7.9	
N of Valid	128	103	119	91	441	
N of Miss	6	3	4	3	16	

Table 67: What are the chances you would be seen as cool if you: carried a handgun?


Response	6	8	10	12	Total	
No or very little chance	88.3	78.4	62.5	58.7	72.9	
Little chance	5.5	6.9	17.5	21.7	12.4	
Some chance	1.6	3.9	8.3	9.8	5.7	
Pretty good chance	0.8	3.9	4.2	4.3	3.2	
Very good chance	3.9	6.9	7.5	5.4	5.9	
N of Valid	128	102	120	92	442	
N of Miss	6	4	3	2	15	

Table 68: What are the chances you would be seen as cool if you: regularly volunteered to do community service?

Response	6	8	10	12	Total	
No or very little chance	36.4	37.5	42.0	31.2	37.1	
Little chance	15.5	19.2	20.2	24.7	19.6	
Some chance	10.9	15.4	19.3	23.7	16.9	
Pretty good chance	14.7	11.5	12.6	10.8	12.6	
Very good chance	22.5	16.3	5.9	9.7	13.9	
N of Valid	129	104	119	93	445	
N of Miss	5	2	4	1	12	

Table 69: How old were you when you first: smoked marijuana?

Response	6	8	10	12	Total	
Never	96.9	85.4	75.6	55.9	79.9	
10 or younger	0.8	2.9	1.7	3.2	2.0	
11	1.6	0.0	0.0	1.1	0.7	
12	0.8	5.8	0.0	0.0	1.6	
13	0.0	2.9	3.4	0.0	1.6	
14	0.0	1.9	6.7	7.5	3.8	
15	0.0	0.0	10.1	7.5	4.3	
16	0.0	0.0	2.5	16.1	4.1	
17 or older	0.0	1.0	0.0	8.6	2.0	
N of Valid	128	103	119	93	443	
N of Miss	6	3	4	1	14	

Table 70: How old were you when you first: smoked a cigarette, even just a puff?










Response	6	8	10	12	Total	
Never	82.5	62.1	46.2	24.5	55.7	
10 or younger	10.3	12.6	10.9	10.6	11.1	
11	6.3	7.8	6.7	3.2	6.1	
12	0.0	9.7	8.4	9.6	6.6	
13	0.8	5.8	10.9	9.6	6.6	
14	0.0	1.0	6.7	11.7	4.5	
15	0.0	1.0	6.7	5.3	3.2	
16	0.0	0.0	3.4	14.9	4.1	
17 or older	0.0	0.0	0.0	10.6	2.3	
N of Valid	126	103	119	94	442	
N of Miss	8	3	4	0	15	

Table 71: How old were you when you first: had more than a sip or two of beer, wine or hard liquor (for example, vodka, whiskey, or gin)?










Response	6	8	10	12	Total	
Never	65.4	41.6	35.8	16.1	41.5	
10 or younger	10.2	18.8	13.3	11.8	13.4	
11	20.5	8.9	3.3	3.2	9.5	
12	2.4	13.9	10.0	7.5	8.2	
13	0.8	12.9	8.3	9.7	7.5	
14	0.0	2.0	15.0	11.8	7.0	
15	0.0	2.0	11.7	15.1	6.8	
16	0.0	0.0	2.5	21.5	5.2	
17 or older	0.8	0.0	0.0	3.2	0.9	
N of Valid	127	101	120	93	441	
N of Miss	7	5	3	1	16	

Table 72: How old were you when you first: began drinking alcoholic beverages regularly, that is, at least once or twice a month?










Response	6	8	10	12	Total	
Never	88.3	81.7	61.3	48.9	71.2	
10 or younger	0.8	1.0	3.4	0.0	1.3	
11	9.4	1.9	0.8	0.0	3.4	
12	0.0	2.9	2.5	4.3	2.2	
13	0.8	8.7	3.4	4.3	4.0	
14	0.0	3.8	12.6	5.3	5.4	
15	0.0	0.0	12.6	8.5	5.2	
16	0.0	0.0	3.4	16.0	4.3	
17 or older	0.8	0.0	0.0	12.8	2.9	
N of Valid	128	104	119	94	445	
N of Miss	6	2	4	0	12	

Table 73: How old were you when you first: used phenoxydine (pox, px, breeze)?


Response	6	8	10	12	Total	
Never	100.0	100.0	100.0	100.0	100.0	
10 or younger	0.0	0.0	0.0	0.0	0.0	
11	0.0	0.0	0.0	0.0	0.0	
12	0.0	0.0	0.0	0.0	0.0	
13	0.0	0.0	0.0	0.0	0.0	
14	0.0	0.0	0.0	0.0	0.0	
15	0.0	0.0	0.0	0.0	0.0	
16	0.0	0.0	0.0	0.0	0.0	
17 or older	0.0	0.0	0.0	0.0	0.0	
N of Valid	126	104	118	94	442	
N of Miss	8	2	5	0	15	

Table 74: How old were you when you first: got suspended from school?










Response	6	8	10	12	Total	
Never	90.6	59.2	56.4	58.1	67.3	
10 or younger	3.9	6.8	6.0	5.4	5.4	
11	4.7	4.9	1.7	4.3	3.9	
12	0.8	10.7	9.4	4.3	6.1	
13	0.0	15.5	7.7	6.5	7.0	
14	0.0	2.9	6.0	2.2	2.7	
15	0.0	0.0	10.3	11.8	5.2	
16	0.0	0.0	2.6	5.4	1.8	
17 or older	0.0	0.0	0.0	2.2	0.5	
N of Valid	128	103	117	93	441	
N of Miss	6	3	6	1	16	

Table 75: How old were you when you first: got arrested?









Response	6	8	10	12	Total	
Never	98.4	96.2	89.9	92.6	94.4	
10 or younger	0.0	0.0	0.0	0.0	0.0	
11	0.0	0.0	0.8	0.0	0.2	
12	1.6	1.0	0.8	0.0	0.9	
13	0.0	1.9	2.5	0.0	1.1	
14	0.0	1.0	0.8	0.0	0.4	
15	0.0	0.0	4.2	1.1	1.3	
16	0.0	0.0	0.8	4.3	1.1	
17 or older	0.0	0.0	0.0	2.1	0.4	
N of Valid	128	104	119	94	445	
N of Miss	6	2	4	0	12	

Table 76: How old were you when you first: carried a handgun?










Response	6	8	10	12	Total	
Never	96.0	90.4	89.1	94.6	92.5	
10 or younger	3.2	2.9	1.7	0.0	2.0	
11	0.0	1.9	1.7	0.0	0.9	
12	0.8	0.0	0.0	0.0	0.2	
13	0.0	1.9	1.7	0.0	0.9	
14	0.0	2.9	1.7	1.1	1.4	
15	0.0	0.0	3.4	1.1	1.1	
16	0.0	0.0	0.8	2.2	0.7	
17 or older	0.0	0.0	0.0	1.1	0.2	
N of Valid	124	104	119	93	440	
N of Miss	10	2	4	1	17	

Table 77: How old were you when you first: attacked someone with the idea of seriously hurting them?










Response	6	8	10	12	Total	
Never	89.6	77.9	75.2	74.5	79.8	
10 or younger	4.8	4.8	5.1	2.1	4.3	
11	4.0	6.7	3.4	1.1	3.9	
12	0.8	2.9	2.6	2.1	2.0	
13	0.0	4.8	6.0	3.2	3.4	
14	0.0	1.9	1.7	3.2	1.6	
15	0.0	1.0	3.4	5.3	2.3	
16	0.0	0.0	1.7	8.5	2.3	
17 or older	0.8	0.0	0.9	0.0	0.5	
N of Valid	125	104	117	94	440	
N of Miss	9	2	6	0	17	

Table 78: How old were you when you first: belonged to a gang?









Response	6	8	10	12	Total	
Never	92.8	94.2	88.9	89.4	91.4	
10 or younger	0.8	1.0	0.9	1.1	0.9	
11	3.2	0.0	0.9	0.0	1.1	
12	0.8	1.0	4.3	0.0	1.6	
13	0.8	2.9	0.9	1.1	1.4	
14	0.0	1.0	2.6	1.1	1.1	
15	0.8	0.0	0.9	3.2	1.1	
16	0.0	0.0	0.0	0.0	0.0	
17 or older	0.8	0.0	0.9	4.3	1.4	
N of Valid	125	104	117	94	440	
N of Miss	9	2	6	0	17	

Table 79: How wrong do you think it is for someone your age to: take a handgun to school?





Response	6	8	10	12	Total	
Very wrong	94.5	86.5	78.6	88.3	87.1	
Wrong	3.9	8.7	13.7	7.4	8.4	
A little bit wrong	0.8	2.9	5.1	2.1	2.7	
Not wrong at all	0.8	1.9	2.6	2.1	1.8	
N of Valid	127	104	117	94	442	
N of Miss	7	2	6	0	15	

Table 80: How wrong do you think it is for someone your age to: steal anything worth more than \$5?





Response	6	8	10	12	Total	
Very wrong	66.4	48.1	53.4	62.4	57.8	
Wrong	25.6	29.8	36.2	28.0	29.9	
A little bit wrong	7.2	14.4	6.9	9.7	9.4	
Not wrong at all	0.8	7.7	3.4	0.0	3.0	
N of Valid	125	104	116	93	438	
N of Miss	9	2	7	1	19	



Table 81: How wrong do you think it is for someone your age to: pick a fight with someone?





Response	6	8	10	12	Total	
Very wrong	53.9	35.6	36.2	54.3	45.0	
Wrong	26.6	32.7	42.2	30.9	33.0	
A little bit wrong	18.0	23.1	17.2	11.7	17.6	
Not wrong at all	1.6	8.7	4.3	3.2	4.3	
N of Valid	128	104	116	94	442	
N of Miss	6	2	7	0	15	

Table 82: How wrong do you think it is for someone your age to: attack someone with the idea of seriously hurting them?





Response	6	8	10	12	Total	
Very wrong	77.3	75.0	59.8	68.1	70.2	
Wrong	11.7	10.6	23.9	22.3	16.9	
A little bit wrong	6.3	11.5	11.1	8.5	9.3	
Not wrong at all	4.7	2.9	5.1	1.1	3.6	
N of Valid	128	104	117	94	443	
N of Miss	6	2	6	0	14	

Table 83: How wrong do you think it is for someone your age to: stay away from school all day when their parents think they are at school?





Response	6	8	10	12	Total	
Very wrong	85.2	61.5	41.0	39.4	58.2	
Wrong	10.9	21.2	27.4	25.5	20.8	
A little bit wrong	3.1	15.4	24.8	26.6	16.7	
Not wrong at all	0.8	1.9	6.8	8.5	4.3	
N of Valid	128	104	117	94	443	
N of Miss	6	2	6	0	14	

Table 84: How wrong do you think it is for someone your age to: drink beer, wine or hard liquor (for example, vodka, whiskey, or gin) regularly?





Response	6	8	10	12	Total	
Very wrong	78.1	54.4	36.2	31.9	51.7	
Wrong	11.7	20.4	22.4	19.1	18.1	
A little bit wrong	7.0	18.4	26.7	31.9	20.2	
Not wrong at all	3.1	6.8	14.7	17.0	10.0	
N of Valid	128	103	116	94	441	
N of Miss	6	3	7	0	16	

Table 85: How wrong do you think it is for someone your age to: smoke cigarettes?





Response	6	8	10	12	Total	
Very wrong	86.7	59.2	40.5	28.7	55.8	
Wrong	7.8	19.4	19.8	23.4	17.0	
A little bit wrong	3.1	14.6	21.6	28.7	16.1	
Not wrong at all	2.3	6.8	18.1	19.1	11.1	
N of Valid	128	103	116	94	441	
N of Miss	6	3	7	0	16	

Table 86: How wrong do you think it is for someone your age to: smoke marijuana?





Response	6	8	10	12	Total	
Very wrong	93.7	78.4	62.1	51.1	72.7	
Wrong	4.7	9.8	19.8	20.2	13.2	
A little bit wrong	0.8	6.9	7.8	16.0	7.3	
Not wrong at all	0.8	4.9	10.3	12.8	6.8	
N of Valid	127	102	116	94	439	
N of Miss	7	4	7	0	18	

Table 87: How wrong do you think it is for someone your age to: use LSD, cocaine, amphetamines or another illegal drug?





Response	6	8	10	12	Total	
Very wrong	97.6	92.2	87.9	91.5	92.5	
Wrong	1.6	5.9	4.3	5.3	4.1	
A little bit wrong	0.8	1.0	6.0	1.1	2.3	
Not wrong at all	0.0	1.0	1.7	2.1	1.1	
N of Valid	127	102	116	94	439	
N of Miss	7	4	7	0	18	

Table 88: At school during the past 12 months, did you receive help from the resource teacher, speech therapist or other special education teacher?



Response	6	8	10	12	Total	
No	81.1	82.3	94.2	90.2	86.8	
Yes	18.9	17.7	5.8	9.8	13.2	
N of Valid	106	96	103	82	387	
N of Miss	28	10	20	12	70	

Table 89: How many times have you done the following things? done what feels good no matter what.







Response	6	8	10	12	Total	
Never	48.4	36.9	27.0	17.4	33.5	
I've done it, but not in the past year	21.4	10.7	7.0	9.8	12.6	
Less than once a month	7.9	7.8	10.4	13.0	9.6	
About once a month	2.4	12.6	7.8	9.8	7.8	
2 or 3 times a month	5.6	6.8	23.5	19.6	13.5	
Once a week or more	14.3	25.2	24.3	30.4	22.9	
N of Valid	126	103	115	92	436	
N of Miss	8	3	8	2	21	

Table 90: How many times have you done the following things? done something dangerous because someone dared you to do it.







Response	6	8	10	12	Total	
Never	70.1	55.4	54.8	44.1	57.1	
I've done it, but not in the past year	16.5	23.8	23.5	28.0	22.5	
Less than once a month	5.5	7.9	7.8	14.0	8.5	
About once a month	3.1	5.0	6.1	4.3	4.6	
2 or 3 times a month	0.8	4.0	4.3	5.4	3.4	
Once a week or more	3.9	4.0	3.5	4.3	3.9	
N of Valid	127	101	115	93	436	
N of Miss	7	5	8	1	21	

Table 91: How many times have you done the following things? done crazy things even if they are a little dangerous.







Response	6	8	10	12	Total	
Never	59.8	36.5	36.5	22.3	40.2	
I've done it, but not in the past year	18.1	23.1	23.5	24.5	22.0	
Less than once a month	7.9	11.5	10.4	17.0	11.4	
About once a month	1.6	8.7	6.1	11.7	6.6	
2 or 3 times a month	3.1	8.7	13.0	13.8	9.3	
Once a week or more	9.4	11.5	10.4	10.6	10.5	
N of Valid	127	104	115	94	440	
N of Miss	7	2	8	0	17	

Table 92: How many times in the past year (12 months) have you: been suspended from school?








Response	6	8	10	12	Total	
Never	92.1	70.2	72.4	80.9	79.4	
1 to 2 times	3.9	23.1	20.7	18.1	15.9	
3 to 5 times	0.8	5.8	4.3	1.1	2.9	
6 to 9 times	0.8	0.0	0.9	0.0	0.5	
10 to 19 times	0.8	1.0	1.7	0.0	0.9	
20 to 29 times	0.8	0.0	0.0	0.0	0.2	
30 to 39 times	0.8	0.0	0.0	0.0	0.2	
40+ times	0.0	0.0	0.0	0.0	0.0	
N of Valid	127	104	116	94	441	
N of Miss	7	2	7	0	16	

Table 93: How many times in the past year (12 months) have you: carried a handgun?






Response	6	8	10	12	Total	
Never	96.1	91.3	88.8	93.6	92.5	
1 to 2 times	1.6	5.8	3.4	2.1	3.2	
3 to 5 times	0.0	1.0	3.4	2.1	1.6	
6 to 9 times	0.8	0.0	1.7	0.0	0.7	
10 to 19 times	0.0	0.0	0.0	0.0	0.0	
20 to 29 times	0.0	0.0	0.0	0.0	0.0	
30 to 39 times	0.0	0.0	0.0	0.0	0.0	
40+ times	1.6	1.9	2.6	2.1	2.0	
N of Valid	127	104	116	94	441	
N of Miss	7	2	7	0	16	

Table 94: How many times in the past year (12 months) have you: sold illegal drugs?






Response	6	8	10	12	Total	
Never	100.0	98.1	90.4	96.8	96.3	
1 to 2 times	0.0	1.9	4.3	0.0	1.6	
3 to 5 times	0.0	0.0	0.9	1.1	0.5	
6 to 9 times	0.0	0.0	1.7	1.1	0.7	
10 to 19 times	0.0	0.0	0.0	0.0	0.0	
20 to 29 times	0.0	0.0	0.0	0.0	0.0	
30 to 39 times	0.0	0.0	0.0	0.0	0.0	
40+ times	0.0	0.0	2.6	1.1	0.9	
N of Valid	123	103	115	94	435	
N of Miss	11	3	8	0	22	

Table 95: How many times in the past year (12 months) have you: stolen or tried to steal a motor vehicle such as a car or motorcycle?






Response	6	8	10	12	Total	
Never	98.4	100.0	96.5	95.7	97.7	
1 to 2 times	1.6	0.0	0.9	2.2	1.1	
3 to 5 times	0.0	0.0	0.9	1.1	0.5	
6 to 9 times	0.0	0.0	1.7	0.0	0.5	
10 to 19 times	0.0	0.0	0.0	1.1	0.2	
20 to 29 times	0.0	0.0	0.0	0.0	0.0	
30 to 39 times	0.0	0.0	0.0	0.0	0.0	
40+ times	0.0	0.0	0.0	0.0	0.0	
N of Valid	127	103	115	93	438	
N of Miss	7	3	8	1	19	

Table 96: How many times in the past year (12 months) have you: participated in clubs, organizations or activities at school?









Response	6	8	10	12	Total	
Never	29.9	18.4	20.7	14.0	21.4	
1 to 2 times	32.3	33.0	17.2	20.4	26.0	
3 to 5 times	18.1	22.3	12.1	21.5	18.2	
6 to 9 times	5.5	11.7	13.8	10.8	10.3	
10 to 19 times	3.1	1.9	8.6	8.6	5.5	
20 to 29 times	2.4	1.9	7.8	4.3	4.1	
30 to 39 times	0.0	1.0	0.9	6.5	1.8	
40+ times	8.7	9.7	19.0	14.0	12.8	
N of Valid	127	103	116	93	439	
N of Miss	7	3	7	1	18	

Table 97: How many times in the past year (12 months) have you: been arrested?






Response	6	8	10	12	Total	
Never	98.4	97.1	89.6	96.8	95.4	
1 to 2 times	0.8	2.9	8.7	3.2	3.9	
3 to 5 times	0.0	0.0	0.9	0.0	0.2	
6 to 9 times	0.0	0.0	0.0	0.0	0.0	
10 to 19 times	0.0	0.0	0.9	0.0	0.2	
20 to 29 times	0.0	0.0	0.0	0.0	0.0	
30 to 39 times	0.8	0.0	0.0	0.0	0.2	
40+ times	0.0	0.0	0.0	0.0	0.0	
N of Valid	127	102	115	93	437	
N of Miss	7	4	8	1	20	

Table 98: How many times in the past year (12 months) have you: done extra work on your own for school?









Response	6	8	10	12	Total	
Never	32.0	32.3	30.7	31.2	31.6	
1 to 2 times	26.4	29.3	22.8	25.8	26.0	
3 to 5 times	13.6	12.1	8.8	14.0	12.1	
6 to 9 times	8.8	7.1	7.9	10.8	8.6	
10 to 19 times	5.6	9.1	9.6	5.4	7.4	
20 to 29 times	0.8	2.0	7.9	4.3	3.7	
30 to 39 times	2.4	3.0	3.5	2.2	2.8	
40+ times	10.4	5.1	8.8	6.5	7.9	
N of Valid	125	99	114	93	431	
N of Miss	9	7	9	1	26	

Table 99: How many times in the past year (12 months) have you: attacked someone with the idea of seriously hurting them?








Response	6	8	10	12	Total	
Never	89.7	80.4	80.0	89.4	84.9	
1 to 2 times	4.8	8.8	13.0	6.4	8.2	
3 to 5 times	2.4	3.9	3.5	2.1	3.0	
6 to 9 times	1.6	2.9	1.7	1.1	1.8	
10 to 19 times	0.0	1.0	0.9	1.1	0.7	
20 to 29 times	0.0	0.0	0.0	0.0	0.0	
30 to 39 times	0.0	0.0	0.9	0.0	0.2	
40+ times	1.6	2.9	0.0	0.0	1.1	
N of Valid	126	102	115	94	437	
N of Miss	8	4	8	0	20	



Table 100: How many times in the past year (12 months) have you: been drunk or high at school?








Response	6	8	10	12	Total	
Never	95.2	93.2	81.7	75.5	87.0	
1 to 2 times	1.6	1.9	9.6	9.6	5.5	
3 to 5 times	0.8	2.9	5.2	5.3	3.4	
6 to 9 times	0.0	0.0	1.7	3.2	1.1	
10 to 19 times	0.0	1.0	0.9	3.2	1.1	
20 to 29 times	0.8	0.0	0.0	2.1	0.7	
30 to 39 times	0.0	0.0	0.0	0.0	0.0	
40+ times	1.6	1.0	0.9	1.1	1.1	
N of Valid	126	103	115	94	438	
N of Miss	8	3	8	0	19	

Table 101: How many times in the past year (12 months) have you: volunteered to do community service?









Response	6	8	10	12	Total	
Never	56.5	67.6	57.4	56.4	59.3	
1 to 2 times	19.4	16.7	19.1	18.1	18.4	
3 to 5 times	8.1	5.9	8.7	10.6	8.3	
6 to 9 times	7.3	2.9	7.0	2.1	5.1	
10 to 19 times	1.6	3.9	2.6	6.4	3.4	
20 to 29 times	1.6	1.0	1.7	1.1	1.4	
30 to 39 times	1.6	0.0	1.7	2.1	1.4	
40+ times	4.0	2.0	1.7	3.2	2.8	
N of Valid	124	102	115	94	435	
N of Miss	10	4	8	0	22	

Table 102: How many times in the past year (12 months) have you: taken a handgun to school?





Response	6	8	10	12	Total	
Never	100.0	99.0	98.3	98.9	99.1	
1 to 2 times	0.0	0.0	0.9	0.0	0.2	
3 to 5 times	0.0	0.0	0.0	0.0	0.0	
6 to 9 times	0.0	1.0	0.9	0.0	0.5	
10 to 19 times	0.0	0.0	0.0	0.0	0.0	
20 to 29 times	0.0	0.0	0.0	0.0	0.0	
30 to 39 times	0.0	0.0	0.0	0.0	0.0	
40+ times	0.0	0.0	0.0	1.1	0.2	
N of Valid	125	102	115	94	436	
N of Miss	9	4	8	0	21	

Table 103: Are you currently on probation, or assigned a probation officer with Juvenile Court?



Response	6	8	10	12	Total	
No	98.4	96.1	96.5	100.0	97.7	
Yes	1.6	3.9	3.5	0.0	2.3	
N of Valid	125	103	115	94	437	
N of Miss	9	3	8	0	20	

Table 104: Have you ever belonged to a gang?






Response	6	8	10	12	Total	
No	89.7	85.4	85.1	86.2	86.7	
No, but would like to	0.8	2.9	0.9	1.1	1.4	
Yes, in the past	5.6	5.8	3.5	6.4	5.3	
Yes, belong now	2.4	4.9	9.6	6.4	5.7	
Yes, but would like to get out	1.6	1.0	0.9	0.0	0.9	
N of Valid	126	103	114	94	437	
N of Miss	8	3	9	0	20	

Table 105: If you have ever belonged to a gang, did that gang have a name?

Response	6	8	10	12	Total
No	15.9	4.9	5.4	9.6	9.2
Yes	7.1	10.7	14.4	12.8	11.1
I have never belonged to a gang	77.0	84.5	80.2	77.7	79.7
N of Valid	126	103	111	94	434
N of Miss	8	3	12	0	23

Table 106: You're looking at CD's in a music store with a friend. You look up and see her slip a CD under her coat. She smiles and says 'Which one do you want? Go ahead, take it while nobody's around.' There is nobody in sight, no employees and no other customers. What would you do now?

Response	6	8	10	12	Total
Ignore her	26.8	15.5	25.2	33.7	25.2
Grab a CD and leave the store	2.4	9.7	16.2	10.9	9.6
Tell her to put the CD back	58.5	43.7	33.3	23.9	41.0
Act like it is a joke, and ask her to put the CD back	12.2	31.1	25.2	31.5	24.2
N of Valid	123	103	111	92	429
N of Miss	11	3	12	2	28

Table 107: You are visiting another part of town, and you don't know any of the people your age there. You are walking down the street, and some teenager you don't know is walking toward you. He is about your size, and as he is about to pass you, he deliberately bumps into you and you almost lose your balance. What would you say or do?

Response	6	8	10	12	Total
Push the person back	14.7	15.5	17.3	15.2	15.7
Say 'Excuse me' and keep on walking	58.6	36.9	37.3	33.7	42.3
Say 'Watch where you are going' and keep on walking	22.4	32.0	33.6	32.6	29.9
Swear at the person and walk away	4.3	15.5	11.8	18.5	12.1
N of Valid	116	103	110	92	421
N of Miss	18	3	13	2	36

Table 108: You are at a party at someone's house, and one of your friends offers you a drink containing alcohol. What would you say or do?

Response	6	8	10	12	Total	
Drink it	11.2	29.1	45.4	53.8	33.8	
Tell your friend, 'No thanks, I don't drink' and suggest that you and your friend go and do something else	42.2	27.2	21.3	18.3	27.9	
Just say, 'No thanks' and walk away	33.6	29.1	21.3	22.6	26.9	
Make up a good excuse, tell your friend you had something else to do, and leave	12.9	14.6	12.0	5.4	11.4	
N of Valid	116	103	108	93	420	
N of Miss	18	3	15	1	37	

Table 109: It's 8:00 on a weeknight and you are about to go over to a friend's home when your mother asks you where you are going. You say 'Oh, just going to go hang out with some friends.' She says, 'No, you'll just get into trouble if you go out. Stay home tonight.' What would you do now?

Response	6	8	10	12	Total	
Leave the house anyway	5.2	5.8	9.3	14.0	8.3	
Explain what you are going to do with your friends, tell her when you will get home, and ask if you can go out	44.8	66.0	56.5	65.6	57.6	
Not say anything and start watching TV	45.7	19.4	18.5	14.0	25.2	
Get into an argument with her	4.3	8.7	15.7	6.5	8.8	
N of Valid	116	103	108	93	420	
N of Miss	18	3	15	1	37	

Table 110: How often do you attend religious services or activities?

Response	6	8	10	12	Total	
Never	12.9	12.6	14.0	3.2	11.0	
Rarely	19.0	21.4	19.6	28.0	21.7	
1-2 Times a Month	11.2	7.8	15.9	25.8	14.8	
About Once a Week or More	56.9	58.3	50.5	43.0	52.5	
N of Valid	116	103	107	93	419	
N of Miss	18	3	16	1	38	

Table 111: I do the opposite of what people tell me, just to get them mad.





Response	6	8	10	12	Total	
Very False	62.6	34.3	21.1	29.3	37.6	
Somewhat False	19.1	22.5	35.8	29.3	26.6	
Somewhat True	15.7	37.3	35.8	33.7	30.1	
Very True	2.6	5.9	7.3	7.6	5.7	
N of Valid	115	102	109	92	418	
N of Miss	19	4	14	2	39	

Table 112: I like to see how much I can get away with.





Response	6	8	10	12	Total	
Very False	66.7	36.9	29.6	19.4	39.2	
Somewhat False	17.5	16.5	19.4	23.7	19.1	
Somewhat True	10.5	30.1	33.3	40.9	28.0	
Very True	5.3	16.5	17.6	16.1	13.6	
N of Valid	114	103	108	93	418	
N of Miss	20	3	15	1	39	

Table 113: I ignore rules that get in my way.





Response	6	8	10	12	Total	
Very False	62.5	36.6	36.4	23.9	40.8	
Somewhat False	22.3	26.7	27.1	34.8	27.4	
Somewhat True	12.5	29.7	26.2	33.7	25.0	
Very True	2.7	6.9	10.3	7.6	6.8	
N of Valid	112	101	107	92	412	
N of Miss	22	5	16	2	45	

Table 114: I think sometimes it's okay to cheat at school.





Response	6	8	10	12	Total	
NO!	58.8	23.3	13.8	5.4	26.9	
no	24.4	27.2	21.1	19.4	23.1	
yes	12.6	39.8	47.7	60.2	38.7	
YES!	4.2	9.7	17.4	15.1	11.3	
N of Valid	119	103	109	93	424	
N of Miss	15	3	14	1	33	

Table 115: It is important to think before you act.





Response	6	8	10	12	Total	
NO!	3.4	1.9	1.8	0.0	1.9	
no	3.4	7.8	3.7	4.3	4.7	
yes	31.1	35.9	45.0	40.9	38.0	
YES!	62.2	54.4	49.5	54.8	55.4	
N of Valid	119	103	109	93	424	
N of Miss	15	3	14	1	33	

Table 116: Sometimes I think that life is not worth it.





Response	6	8	10	12	Total	
NO!	56.3	47.5	47.2	50.5	50.6	
no	21.8	17.8	25.0	24.7	22.3	
yes	12.6	20.8	16.7	19.4	17.1	
YES!	9.2	13.9	11.1	5.4	10.0	
N of Valid	119	101	108	93	421	
N of Miss	15	5	15	1	36	

Table 117: At times I think I am no good at all.

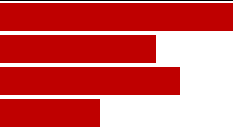
Response	6	8	10	12	Total	
NO!	40.2	28.7	38.5	35.5	36.0	
no	24.8	18.8	16.5	33.3	23.1	
yes	22.2	31.7	30.3	24.7	27.1	
YES!	12.8	20.8	14.7	6.5	13.8	
N of Valid	117	101	109	93	420	
N of Miss	17	5	14	1	37	

Table 118: All in all, I am inclined to think that I am a failure.

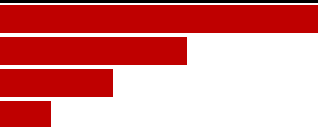
Response	6	8	10	12	Total	
NO!	55.6	41.2	54.6	47.3	50.0	
no	26.5	29.4	20.4	38.7	28.3	
yes	13.7	19.6	18.5	11.8	16.0	
YES!	4.3	9.8	6.5	2.2	5.7	
N of Valid	117	102	108	93	420	
N of Miss	17	4	15	1	37	

Table 119: In the past year, have you felt depressed or sad MOST days, even if you felt okay sometimes?


Response	6	8	10	12	Total	
NO!	28.8	23.3	27.8	24.7	26.3	
no	22.9	11.7	18.5	22.6	19.0	
yes	29.7	33.0	27.8	32.3	30.6	
YES!	18.6	32.0	25.9	20.4	24.2	
N of Valid	118	103	108	93	422	
N of Miss	16	3	15	1	35	

Table 120: It is all right to beat up people if they start the fight.

Response	6	8	10	12	Total	
NO!	44.9	18.4	13.9	12.9	23.5	
no	22.9	22.3	15.7	16.1	19.4	
yes	15.3	26.2	29.6	38.7	26.8	
YES!	16.9	33.0	40.7	32.3	30.3	
N of Valid	118	103	108	93	422	
N of Miss	16	3	15	1	35	

Table 121: I think it is okay to take something without asking if you can get away with it.

Response	6	8	10	12	Total	
NO!	71.8	58.8	55.1	51.6	60.0	
no	27.4	29.4	32.7	35.2	30.9	
yes	0.9	8.8	7.5	11.0	6.7	
YES!	0.0	2.9	4.7	2.2	2.4	
N of Valid	117	102	107	91	417	
N of Miss	17	4	16	3	40	

Table 122: Sometimes we don't know what we will do as adults, but we may have an idea. Please answer how true these statements may be for you. WHEN I AM AN ADULT I WILL: smoke cigarettes.

Response	6	8	10	12	Total	
NO!	82.8	57.8	59.0	46.7	62.7	
no	11.2	25.5	21.0	29.3	21.2	
yes	6.0	12.7	10.5	14.1	10.6	
YES!	0.0	3.9	9.5	9.8	5.5	
N of Valid	116	102	105	92	415	
N of Miss	18	4	18	2	42	



Table 123: Sometimes we don't know what we will do as adults, but we may have an idea. Please answer how true these statements may be for you. WHEN I AM AN ADULT I WILL: drink beer, wine, or liquor.





Response	6	8	10	12	Total	
NO!	59.1	31.4	26.7	15.2	34.3	
no	19.1	16.7	21.0	17.4	18.6	
yes	16.5	41.2	30.5	47.8	33.1	
YES!	5.2	10.8	21.9	19.6	14.0	
N of Valid	115	102	105	92	414	
N of Miss	19	4	18	2	43	

Table 124: Sometimes we don't know what we will do as adults, but we may have an idea. Please answer how true these statements may be for you. WHEN I AM AN ADULT I WILL: smoke marijuana.





Response	6	8	10	12	Total	
NO!	90.5	82.2	77.4	60.9	78.6	
no	7.8	5.0	10.4	25.0	11.6	
yes	1.7	11.9	6.6	9.8	7.2	
YES!	0.0	1.0	5.7	4.3	2.7	
N of Valid	116	101	106	92	415	
N of Miss	18	5	17	2	42	

Table 125: Sometimes we don't know what we will do as adults, but we may have an idea. Please answer how true these statements may be for you. WHEN I AM AN ADULT I WILL: use LSD, cocaine, amphetamines or another illegal drug.





Response	6	8	10	12	Total	
NO!	92.2	95.0	93.5	90.2	92.8	
no	7.0	5.0	4.7	9.8	6.5	
yes	0.9	0.0	0.9	0.0	0.5	
YES!	0.0	0.0	0.9	0.0	0.2	
N of Valid	115	101	107	92	415	
N of Miss	19	5	16	2	42	

Table 126: How much do you think people risk harming themselves (physically or in other ways) if they: smoked one or more packs of cigarettes per day?


Response	6	8	10	12	Total	
No risk	25.0	8.9	6.6	4.3	11.7	
Slight risk	5.4	10.9	14.2	14.1	10.9	
Moderate risk	12.5	22.8	17.0	26.1	19.2	
Great risk	57.1	57.4	62.3	55.4	58.2	
N of Valid	112	101	106	92	411	
N of Miss	22	5	17	2	46	

Table 127: How much do you think people risk harming themselves (physically or in other ways) if they: try marijuana once or twice?


Response	6	8	10	12	Total	
No risk	24.1	16.8	17.9	23.1	20.5	
Slight risk	12.5	19.8	23.6	26.4	20.2	
Moderate risk	23.2	23.8	28.3	25.3	25.1	
Great risk	40.2	39.6	30.2	25.3	34.1	
N of Valid	112	101	106	91	410	
N of Miss	22	5	17	3	47	

Table 128: How much do you think people risk harming themselves (physically or in other ways) if they: smoke marijuana regularly?


Response	6	8	10	12	Total	
No risk	24.1	12.1	12.5	14.4	16.0	
Slight risk	3.7	10.1	10.6	16.7	10.0	
Moderate risk	6.5	6.1	16.3	13.3	10.5	
Great risk	65.7	71.7	60.6	55.6	63.6	
N of Valid	108	99	104	90	401	
N of Miss	26	7	19	4	56	

Table 129: How much do you think people risk harming themselves (physically or in other ways) if they: take one or two drinks of an alcoholic beverage (beer, wine, liquor) nearly every day?

Response	6	8	10	12	Total	
No risk	26.8	13.0	16.0	10.9	17.1	
Slight risk	19.6	29.0	30.2	28.3	26.6	
Moderate risk	17.9	23.0	25.5	39.1	25.9	
Great risk	35.7	35.0	28.3	21.7	30.5	
N of Valid	112	100	106	92	410	
N of Miss	22	6	17	2	47	

Table 130: How much do you think people risk harming themselves (physically or in other ways) if they: have five or more drinks once or twice each weekend?

Response	6	8	10	12	Total	
No risk	24.3	9.9	14.0	10.9	15.1	
Slight risk	10.8	18.8	22.4	19.6	17.8	
Moderate risk	21.6	28.7	24.3	29.3	25.8	
Great risk	43.2	42.6	39.3	40.2	41.4	
N of Valid	111	101	107	92	411	
N of Miss	23	5	16	2	46	

Table 131: On how many occasions have you had alcoholic beverages (beer, wine or hard liquor) to drink in your lifetime - more than just a few sips?

Response	6	8	10	12	Total	
0	76.3	45.5	42.9	12.0	45.9	
1-2	16.7	26.3	15.2	14.1	18.0	
3-5	2.6	9.1	8.6	22.8	10.2	
6-9	2.6	5.1	8.6	9.8	6.3	
10-19	0.9	7.1	7.6	15.2	7.3	
20-39	0.9	6.1	9.5	9.8	6.3	
40+	0.0	1.0	7.6	16.3	5.9	
N of Valid	114	99	105	92	410	
N of Miss	20	7	18	2	47	

Table 132: On how many occasions have you had beer, wine or hard liquor to drink during the past 30 days?







Response	6	8	10	12	Total	
0	93.8	81.8	61.9	52.7	73.5	
1-2	4.4	8.1	15.2	27.5	13.2	
3-5	0.9	7.1	11.4	12.1	7.6	
6-9	0.0	1.0	7.6	4.4	3.2	
10-19	0.9	1.0	3.8	2.2	2.0	
20-39	0.0	1.0	0.0	1.1	0.5	
40+	0.0	0.0	0.0	0.0	0.0	
N of Valid	113	99	105	91	408	
N of Miss	21	7	18	3	49	

Table 133: On how many occasions have you used marijuana (grass, pot) or hashish (hash, hash oil) in your lifetime?








Response	6	8	10	12	Total	
0	98.2	87.8	83.2	62.6	83.9	
1-2	1.8	4.1	7.9	8.8	5.4	
3-5	0.0	3.1	1.0	7.7	2.7	
6-9	0.0	0.0	0.0	4.4	1.0	
10-19	0.0	2.0	1.0	4.4	1.7	
20-39	0.0	0.0	5.0	4.4	2.2	
40+	0.0	3.1	2.0	7.7	3.0	
N of Valid	114	98	101	91	404	
N of Miss	20	8	22	3	53	

Table 134: On how many occasions have you used marijuana (grass, pot) or hashish (hash, hash oil) during the past 30 days?








Response	6	8	10	12	Total	
0	100.0	95.9	88.3	72.8	89.9	
1-2	0.0	3.1	5.8	14.1	5.4	
3-5	0.0	0.0	1.0	5.4	1.5	
6-9	0.0	0.0	1.9	1.1	0.7	
10-19	0.0	1.0	1.9	2.2	1.2	
20-39	0.0	0.0	1.0	0.0	0.2	
40+	0.0	0.0	0.0	4.3	1.0	
N of Valid	113	98	103	92	406	
N of Miss	21	8	20	2	51	

Table 135: On how many occasions have you used LSD or other psychedelics in your lifetime?




Response	6	8	10	12	Total	
0	100.0	100.0	95.1	98.9	98.5	
1-2	0.0	0.0	2.9	1.1	1.0	
3-5	0.0	0.0	1.9	0.0	0.5	
6-9	0.0	0.0	0.0	0.0	0.0	
10-19	0.0	0.0	0.0	0.0	0.0	
20-39	0.0	0.0	0.0	0.0	0.0	
40+	0.0	0.0	0.0	0.0	0.0	
N of Valid	114	98	103	91	406	
N of Miss	20	8	20	3	51	

Table 136: On how many occasions have you used LSD or other psychedelics during the past 30 days?



Response	6	8	10	12	Total	
0	100.0	100.0	99.0	100.0	99.8	
1-2	0.0	0.0	1.0	0.0	0.2	
3-5	0.0	0.0	0.0	0.0	0.0	
6-9	0.0	0.0	0.0	0.0	0.0	
10-19	0.0	0.0	0.0	0.0	0.0	
20-39	0.0	0.0	0.0	0.0	0.0	
40+	0.0	0.0	0.0	0.0	0.0	
N of Valid	114	98	102	91	405	
N of Miss	20	8	21	3	52	

Table 137: On how many occasions have you used cocaine or crack in your lifetime?




Response	6	8	10	12	Total	
0	100.0	99.0	97.1	100.0	99.0	
1-2	0.0	1.0	1.0	0.0	0.5	
3-5	0.0	0.0	0.0	0.0	0.0	
6-9	0.0	0.0	0.0	0.0	0.0	
10-19	0.0	0.0	1.9	0.0	0.5	
20-39	0.0	0.0	0.0	0.0	0.0	
40+	0.0	0.0	0.0	0.0	0.0	
N of Valid	114	98	103	92	407	
N of Miss	20	8	20	2	50	

Table 138: On how many occasions have you used cocaine or crack during the past 30 days?



Response	6	8	10	12	Total	
0	100.0	99.0	99.0	100.0	99.5	
1-2	0.0	1.0	1.0	0.0	0.5	
3-5	0.0	0.0	0.0	0.0	0.0	
6-9	0.0	0.0	0.0	0.0	0.0	
10-19	0.0	0.0	0.0	0.0	0.0	
20-39	0.0	0.0	0.0	0.0	0.0	
40+	0.0	0.0	0.0	0.0	0.0	
N of Valid	113	97	102	91	403	
N of Miss	21	9	21	3	54	

Table 139: On how many occasions have you sniffed glue, breathed the contents of an aerosol spray can, or inhaled other gases or sprays, in order to get high in your lifetime?








Response	6	8	10	12	Total	
0	93.0	86.6	91.3	91.3	90.6	
1-2	3.5	5.2	5.8	3.3	4.4	
3-5	0.9	5.2	1.0	2.2	2.2	
6-9	0.0	1.0	0.0	1.1	0.5	
10-19	1.8	0.0	1.0	0.0	0.7	
20-39	0.9	0.0	0.0	1.1	0.5	
40+	0.0	2.1	1.0	1.1	1.0	
N of Valid	114	97	103	92	406	
N of Miss	20	9	20	2	51	

Table 140: On how many occasions have you sniffed glue, breathed the contents of an aerosol spray can, or inhaled other gases or sprays, in order to get high during the past 30 days?







Response	6	8	10	12	Total	
0	95.5	92.9	97.1	93.5	94.8	
1-2	1.8	3.1	1.9	4.3	2.7	
3-5	2.7	3.1	0.0	0.0	1.5	
6-9	0.0	0.0	1.0	1.1	0.5	
10-19	0.0	0.0	0.0	1.1	0.2	
20-39	0.0	0.0	0.0	0.0	0.0	
40+	0.0	1.0	0.0	0.0	0.2	
N of Valid	112	98	103	92	405	
N of Miss	22	8	20	2	52	

Table 141: On how many occasions have you used phenoxydine (pox, px, breeze) in your lifetime?


Response	6	8	10	12	Total	
0	100.0	100.0	100.0	100.0	100.0	
1-2	0.0	0.0	0.0	0.0	0.0	
3-5	0.0	0.0	0.0	0.0	0.0	
6-9	0.0	0.0	0.0	0.0	0.0	
10-19	0.0	0.0	0.0	0.0	0.0	
20-39	0.0	0.0	0.0	0.0	0.0	
40+	0.0	0.0	0.0	0.0	0.0	
N of Valid	111	98	103	92	404	
N of Miss	23	8	20	2	53	



Table 142: On how many occasions have you used phenoxydine (pox, px, breeze) during the past 30 days?


Response	6	8	10	12	Total	
0	100.0	100.0	100.0	100.0	100.0	
1-2	0.0	0.0	0.0	0.0	0.0	
3-5	0.0	0.0	0.0	0.0	0.0	
6-9	0.0	0.0	0.0	0.0	0.0	
10-19	0.0	0.0	0.0	0.0	0.0	
20-39	0.0	0.0	0.0	0.0	0.0	
40+	0.0	0.0	0.0	0.0	0.0	
N of Valid	113	97	101	92	403	
N of Miss	21	9	22	2	54	

Table 143: On how many occasions have you used sedatives (tranquilizers, such as Valium or Xanax, barbiturates, or sleeping pills) without a doctor telling you to take them, in your lifetime?








Response	6	8	10	12	Total	
0	98.2	87.6	88.3	88.0	90.8	
1-2	0.9	7.2	4.9	3.3	4.0	
3-5	0.9	0.0	1.0	2.2	1.0	
6-9	0.0	1.0	3.9	1.1	1.5	
10-19	0.0	2.1	0.0	1.1	0.7	
20-39	0.0	1.0	0.0	1.1	0.5	
40+	0.0	1.0	1.9	3.3	1.5	
N of Valid	112	97	103	92	404	
N of Miss	22	9	20	2	53	

Table 144: On how many occasions have you used sedatives (tranquilizers, such as Valium or Xanax, barbiturates, or sleeping pills) without a doctor telling you to take them, during the past 30 days?






Response	6	8	10	12	Total	
0	99.1	94.8	93.2	92.4	95.0	
1-2	0.9	3.1	2.9	2.2	2.2	
3-5	0.0	2.1	1.9	4.3	2.0	
6-9	0.0	0.0	0.0	0.0	0.0	
10-19	0.0	0.0	1.0	1.1	0.5	
20-39	0.0	0.0	1.0	0.0	0.2	
40+	0.0	0.0	0.0	0.0	0.0	
N of Valid	111	97	103	92	403	
N of Miss	23	9	20	2	54	

Table 145: On how many occasions have you used Methamphetamines (meth, speed, crank, crystal meth) in your lifetime?



Response	6	8	10	12	Total	
0	100.0	99.0	100.0	100.0	99.8	
1-2	0.0	1.0	0.0	0.0	0.2	
3-5	0.0	0.0	0.0	0.0	0.0	
6-9	0.0	0.0	0.0	0.0	0.0	
10-19	0.0	0.0	0.0	0.0	0.0	
20-39	0.0	0.0	0.0	0.0	0.0	
40+	0.0	0.0	0.0	0.0	0.0	
N of Valid	112	97	103	92	404	
N of Miss	22	9	20	2	53	

Table 146: On how many occasions have you used Methamphetamines (meth, speed, crank, crystal meth) in the past 30 days?


Response	6	8	10	12	Total	
0	100.0	100.0	100.0	100.0	100.0	
1-2	0.0	0.0	0.0	0.0	0.0	
3-5	0.0	0.0	0.0	0.0	0.0	
6-9	0.0	0.0	0.0	0.0	0.0	
10-19	0.0	0.0	0.0	0.0	0.0	
20-39	0.0	0.0	0.0	0.0	0.0	
40+	0.0	0.0	0.0	0.0	0.0	
N of Valid	111	96	102	91	400	
N of Miss	23	10	21	3	57	

Table 147: On how many occasions have you used stimulants, other than Methamphetamines (such as amphetamines, Ritalin or Dexedrine) without a doctor telling you to take them, in your lifetime?





Response	6	8	10	12	Total	
0	99.1	100.0	96.1	96.7	98.0	
1-2	0.9	0.0	1.0	2.2	1.0	
3-5	0.0	0.0	2.0	1.1	0.7	
6-9	0.0	0.0	0.0	0.0	0.0	
10-19	0.0	0.0	0.0	0.0	0.0	
20-39	0.0	0.0	0.0	0.0	0.0	
40+	0.0	0.0	1.0	0.0	0.2	
N of Valid	112	97	102	91	402	
N of Miss	22	9	21	3	55	

Table 148: On how many occasions have you used stimulants, other than Methamphetamines (such as amphetamines, Ritalin or Dexedrine) without a doctor telling you to take them, during the past 30 days?





Response	6	8	10	12	Total	
0	98.2	100.0	98.0	97.8	98.5	
1-2	1.8	0.0	0.0	2.2	1.0	
3-5	0.0	0.0	1.0	0.0	0.3	
6-9	0.0	0.0	0.0	0.0	0.0	
10-19	0.0	0.0	0.0	0.0	0.0	
20-39	0.0	0.0	1.0	0.0	0.3	
40+	0.0	0.0	0.0	0.0	0.0	
N of Valid	112	96	101	91	400	
N of Miss	22	10	22	3	57	

Table 149: On how many occasions have you used heroin or other opiates in your lifetime?



Response	6	8	10	12	Total	
0	100.0	99.0	97.0	100.0	99.0	
1-2	0.0	1.0	3.0	0.0	1.0	
3-5	0.0	0.0	0.0	0.0	0.0	
6-9	0.0	0.0	0.0	0.0	0.0	
10-19	0.0	0.0	0.0	0.0	0.0	
20-39	0.0	0.0	0.0	0.0	0.0	
40+	0.0	0.0	0.0	0.0	0.0	
N of Valid	111	97	101	91	400	
N of Miss	23	9	22	3	57	

Table 150: On how many occasions have you used heroin or other opiates during the past 30 days?



Response	6	8	10	12	Total	
0	100.0	100.0	99.0	100.0	99.8	
1-2	0.0	0.0	1.0	0.0	0.2	
3-5	0.0	0.0	0.0	0.0	0.0	
6-9	0.0	0.0	0.0	0.0	0.0	
10-19	0.0	0.0	0.0	0.0	0.0	
20-39	0.0	0.0	0.0	0.0	0.0	
40+	0.0	0.0	0.0	0.0	0.0	
N of Valid	112	97	101	91	401	
N of Miss	22	9	22	3	56	

Table 151: On how many occasions have you used MDMA ('X', 'E', or ecstasy) in your lifetime?




Response	6	8	10	12	Total	
0	100.0	99.0	98.0	95.6	98.3	
1-2	0.0	1.0	1.0	4.4	1.5	
3-5	0.0	0.0	1.0	0.0	0.2	
6-9	0.0	0.0	0.0	0.0	0.0	
10-19	0.0	0.0	0.0	0.0	0.0	
20-39	0.0	0.0	0.0	0.0	0.0	
40+	0.0	0.0	0.0	0.0	0.0	
N of Valid	112	97	101	91	401	
N of Miss	22	9	22	3	56	

Table 152: On how many occasions have you used MDMA ('X', 'E', or ecstasy) during the past 30 days?




Response	6	8	10	12	Total	
0	100.0	99.0	99.0	100.0	99.5	
1-2	0.0	1.0	0.0	0.0	0.3	
3-5	0.0	0.0	1.0	0.0	0.3	
6-9	0.0	0.0	0.0	0.0	0.0	
10-19	0.0	0.0	0.0	0.0	0.0	
20-39	0.0	0.0	0.0	0.0	0.0	
40+	0.0	0.0	0.0	0.0	0.0	
N of Valid	111	97	101	90	399	
N of Miss	23	9	22	4	58	

Table 153: On how many occasions have you taken prescription drugs (such as Valium, Xanax, Ritalin, Adderall, OxyContin, Darvocet, or sleeping pills) on your own-that is, without a doctor telling you to take them in your lifetime?








Response	6	8	10	12	Total	
0	96.4	86.6	86.0	83.5	88.4	
1-2	0.9	9.3	5.0	2.2	4.3	
3-5	0.9	0.0	4.0	3.3	2.0	
6-9	0.0	3.1	1.0	1.1	1.3	
10-19	0.0	1.0	1.0	3.3	1.3	
20-39	0.0	0.0	1.0	3.3	1.0	
40+	1.8	0.0	2.0	3.3	1.8	
N of Valid	110	97	100	91	398	
N of Miss	24	9	23	3	59	

Table 154: On how many occasions have you taken prescription drugs (such as Valium, Xanax, Ritalin, Adderall, OxyContin, Darvocet, or sleeping pills) on your own-that is, without a doctor telling you to take them during the past 30 days?








Response	6	8	10	12	Total	
0	97.3	99.0	91.1	86.8	93.8	
1-2	0.9	0.0	3.0	2.2	1.5	
3-5	0.0	1.0	2.0	6.6	2.3	
6-9	0.9	0.0	0.0	0.0	0.3	
10-19	0.0	0.0	3.0	3.3	1.5	
20-39	0.0	0.0	1.0	1.1	0.5	
40+	0.9	0.0	0.0	0.0	0.3	
N of Valid	111	97	101	91	400	
N of Miss	23	9	22	3	57	

Table 155: On how many occasions have you taken non-prescription medicines such as diet pills (for example, Dietac, Dexatrim or Prolamine), stay-awake pills (for example No-Doz, Vivarin, or Wake), or cough or cold medicines (robos, DXM, etc.) to get high in your lifetime?







Response	6	8	10	12	Total	
0	95.5	89.7	94.0	91.2	92.7	
1-2	2.7	4.1	4.0	2.2	3.3	
3-5	0.0	2.1	1.0	2.2	1.3	
6-9	0.9	1.0	0.0	0.0	0.5	
10-19	0.9	2.1	1.0	4.4	2.0	
20-39	0.0	0.0	0.0	0.0	0.0	
40+	0.0	1.0	0.0	0.0	0.3	
N of Valid	110	97	100	91	398	
N of Miss	24	9	23	3	59	

Table 156: On how many occasions have you taken non-prescription medicines such as diet pills (for example, Dietac, Dexatrim or Prolamine), stay-awake pills (for example No-Doz, Vivarin, or Wake), or cough or cold medicines (robos, DXM, etc.) to get high during the past 30 days?




Response	6	8	10	12	Total	
0	98.2	96.9	98.0	97.8	97.7	
1-2	0.9	2.1	2.0	2.2	1.8	
3-5	0.0	0.0	0.0	0.0	0.0	
6-9	0.9	1.0	0.0	0.0	0.5	
10-19	0.0	0.0	0.0	0.0	0.0	
20-39	0.0	0.0	0.0	0.0	0.0	
40+	0.0	0.0	0.0	0.0	0.0	
N of Valid	110	97	100	91	398	
N of Miss	24	9	23	3	59	

Table 157: On how many occasions have you been drunk or very high from drinking alcoholic beverages during the past 30 days?








Response	6	8	10	12	Total	
0	97.3	86.6	78.0	74.7	84.7	
1-2	1.8	8.2	11.0	11.0	7.8	
3-5	0.0	2.1	8.0	4.4	3.5	
6-9	0.0	2.1	2.0	5.5	2.3	
10-19	0.0	1.0	0.0	1.1	0.5	
20-39	0.9	0.0	1.0	2.2	1.0	
40+	0.0	0.0	0.0	1.1	0.3	
N of Valid	111	97	100	91	399	
N of Miss	23	9	23	3	58	



Table 158: Think back over the last two weeks. How many times have you had five or more alcoholic drinks in a row?

Response	6	8	10	12	Total	
None	96.2	87.2	78.1	72.2	83.9	
Once	1.9	5.3	6.3	11.1	6.0	
Twice	0.9	5.3	4.2	7.8	4.4	
3-5 times	0.9	2.1	6.3	4.4	3.4	
6-9 times	0.0	0.0	3.1	1.1	1.0	
10 or more times	0.0	0.0	2.1	3.3	1.3	
N of Valid	106	94	96	90	386	
N of Miss	28	12	27	4	71	

Table 159: Have you ever used smokeless tobacco (chew, snuff, plug, dipping tobacco, or chewing tobacco)?

Response	6	8	10	12	Total	
Never	91.4	87.2	78.1	72.2	82.6	
Once or Twice	4.8	9.6	11.5	10.0	8.8	
Once in a while but not regularly	1.9	1.1	5.2	6.7	3.6	
Regularly in the past	1.0	0.0	1.0	3.3	1.3	
Regularly now	1.0	2.1	4.2	7.8	3.6	
N of Valid	105	94	96	90	385	
N of Miss	29	12	27	4	72	

Table 160: How often have you taken smokeless tobacco during the past 30 days?

Response	6	8	10	12	Total	
Not at all	98.0	95.7	83.3	84.4	90.5	
Once or twice	1.0	1.1	9.4	5.6	4.2	
Once or twice per week	0.0	0.0	0.0	0.0	0.0	
Three to five times per week	0.0	1.1	1.0	1.1	0.8	
About once a day	0.0	1.1	0.0	2.2	0.8	
More than once a day	1.0	1.1	6.3	6.7	3.7	
N of Valid	101	93	96	90	380	
N of Miss	33	13	27	4	77	

Table 161: Have you ever smoked cigarettes?






Response	6	8	10	12	Total	
Never	88.3	62.4	50.5	31.1	59.1	
Once or Twice	9.7	18.3	21.1	21.1	17.3	
Once in a while but not regularly	1.9	9.7	15.8	18.9	11.3	
Regularly in the past	0.0	5.4	4.2	8.9	4.5	
Regularly now	0.0	4.3	8.4	20.0	7.9	
N of Valid	103	93	95	90	381	
N of Miss	31	13	28	4	76	

Table 162: How frequently have you smoked cigarettes during the past 30 days?








Response	6	8	10	12	Total	
Not at all	99.0	86.0	77.9	55.6	80.3	
Less than one cigarette per day	0.0	5.4	11.6	21.1	9.2	
One to five cigarettes per day	1.0	6.5	4.2	17.8	7.1	
About one-half pack per day	0.0	1.1	3.2	3.3	1.8	
About one pack per day	0.0	1.1	2.1	1.1	1.0	
About one and one-half packs per day	0.0	0.0	1.1	0.0	0.3	
Two packs or more per day	0.0	0.0	0.0	1.1	0.3	
N of Valid	103	93	95	90	381	
N of Miss	31	13	28	4	76	

Table 163: During the last month, about how many marijuana cigarettes, or the equivalent, did you smoke a day, on the average?








Response	6	8	10	12	Total	
None	99.0	88.2	90.5	78.7	89.5	
Less than 1 a day	1.0	4.3	3.2	10.1	4.5	
1 a day	0.0	1.1	5.3	3.4	2.4	
2-3 a day	0.0	5.4	0.0	4.5	2.4	
4-6 a day	0.0	1.1	0.0	2.2	0.8	
7-10 a day	0.0	0.0	1.1	0.0	0.3	
11 or more a day	0.0	0.0	0.0	1.1	0.3	
N of Valid	103	93	95	89	380	
N of Miss	31	13	28	5	77	

Table 164: If you drank alcohol (not just a sip or taste) in the past year, how did you usually get it?













Response	6	8	10	12	Total	
I did not drink alcohol in the past year	82.2	67.0	52.8	25.0	57.7	
I bought it myself with a fake ID	0.0	0.0	0.0	1.1	0.3	
I bought it myself without a fake ID	0.0	2.2	0.0	5.7	1.9	
I got it from someone I know age 21 or older	1.0	6.6	14.6	27.3	11.9	
I got it from someone I know under age 21	1.0	5.5	7.9	5.7	4.9	
I got it from my brother or sister	1.0	1.1	0.0	0.0	0.5	
I got it from home with my parents' permission	3.0	4.4	3.4	6.8	4.3	
I got it from home without my parents' permission	2.0	0.0	7.9	0.0	2.4	
I got it from another relative	2.0	3.3	3.4	4.5	3.3	
A stranger bought it for me	0.0	1.1	1.1	1.1	0.8	
I took it from a store or shop	0.0	0.0	1.1	1.1	0.5	
Other	7.9	8.8	7.9	21.6	11.4	
N of Valid	101	91	89	88	369	
N of Miss	33	15	34	6	88	

Table 165: If you drank alcohol (not just a sip or taste) in the past year, where did you usually drink it?

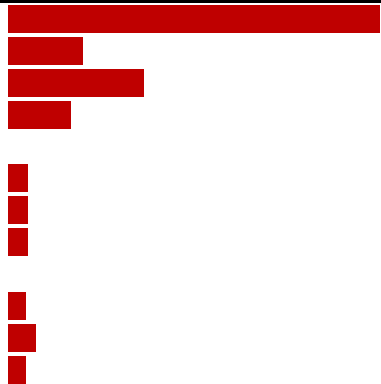









Response	6	8	10	12	Total	
I did not drink alcohol in the past year	83.8	67.4	52.2	26.5	58.7	
at my home	8.1	11.2	6.7	13.3	9.7	
at someone else's home	6.1	12.4	24.4	38.6	19.7	
at an open area like a park, beach, field, back road, woods, or a street corner	1.0	5.6	10.0	15.7	7.8	
at a sporting event or concert	0.0	0.0	1.1	1.2	0.6	
at a restaurant, bar, or a nightclub	0.0	0.0	1.1	1.2	0.6	
at an empty building or a construction site	0.0	1.1	0.0	1.2	0.6	
at a hotel/motel	1.0	0.0	0.0	0.0	0.3	
in a car	0.0	2.2	3.3	2.4	1.9	
at school	0.0	0.0	1.1	0.0	0.3	
N of Valid	99	89	90	83	361	
N of Miss	35	17	33	11	96	

Table 166: If you smoked cigarettes (not just a puff or drag) in the past year, how did you usually get them?













Response	6	8	10	12	Total	
I did not smoke cigarettes in the past year	88.0	77.8	64.0	45.3	69.6	
I bought them myself with a fake ID	0.0	0.0	0.0	1.2	0.3	
I bought them myself without a fake ID	0.0	1.1	0.0	11.6	3.0	
I got them from someone I know age 18 or older	1.0	4.4	13.5	18.6	9.0	
I got them from someone I know under age 18	0.0	3.3	7.9	1.2	3.0	
I got them from my brother or sister	2.0	0.0	1.1	1.2	1.1	
I got them from home with my parents' permission	2.0	0.0	2.2	0.0	1.1	
I got them from home without my parents' permission	0.0	3.3	2.2	1.2	1.6	
I got them from another relative	1.0	3.3	2.2	1.2	1.9	
A stranger bought them for me	0.0	0.0	0.0	2.3	0.5	
I took them from a store or shop	1.0	0.0	0.0	1.2	0.5	
Other	5.0	6.7	6.7	15.1	8.2	
N of Valid	100	90	89	86	365	
N of Miss	34	16	34	8	92	

Table 167: If you smoked cigarettes (not just a puff or drag) in the past year, where did you usually smoke them?









Response	6	8	10	12	Total	
I did not smoke cigarettes in the past year	88.9	81.6	66.3	48.8	72.1	
at my home	3.0	3.4	10.1	15.5	7.8	
at someone else's home	2.0	9.2	12.4	9.5	8.1	
at an open area like a park, beach, field, back road, woods, or a street corner	5.1	4.6	6.7	8.3	6.1	
at a sporting event or concert	0.0	0.0	0.0	0.0	0.0	
at a restaurant, bar, or a nightclub	0.0	0.0	0.0	1.2	0.3	
at an empty building or a construction site	0.0	0.0	0.0	0.0	0.0	
at a hotel/motel	1.0	0.0	0.0	0.0	0.3	
in a car	0.0	1.1	3.4	16.7	5.0	
at school	0.0	0.0	1.1	0.0	0.3	
N of Valid	99	87	89	84	359	
N of Miss	35	19	34	10	98	

Table 168: During the past 30 days, how many times did you ride in a car or other vehicle driven by someone who had been drinking alcohol?






Response	6	8	10	12	Total	
0 times	78.4	65.9	63.7	57.0	66.8	
1 time	7.8	13.2	17.6	12.8	12.7	
2 or 3 times	4.9	12.1	11.0	18.6	11.4	
4 or 5 times	2.9	2.2	4.4	4.7	3.5	
6 or more times	5.9	6.6	3.3	7.0	5.7	
N of Valid	102	91	91	86	370	
N of Miss	32	15	32	8	87	

Table 169: During the past 30 days, how many times did you drive a car or other vehicle when you had been drinking alcohol?







Response	6	8	10	12	Total	
I did not drive a car in the past 30 days	50.0	36.7	42.2	14.0	36.3	
0 times	44.9	53.3	42.2	70.9	52.5	
1 time	3.1	4.4	6.7	7.0	5.2	
2 or 3 times	0.0	4.4	5.6	4.7	3.6	
4 or 5 times	0.0	0.0	3.3	1.2	1.1	
6 or more times	2.0	1.1	0.0	2.3	1.4	
N of Valid	98	90	90	86	364	
N of Miss	36	16	33	8	93	

Table 170: How wrong would most adults (over 21) in your neighborhood think it is for kids your age: to use marijuana?





Response	6	8	10	12	Total	
Very wrong	89.2	76.9	74.4	73.6	78.9	
Wrong	6.9	15.4	12.2	18.4	13.0	
A little bit wrong	2.0	6.6	8.9	6.9	5.9	
Not wrong at all	2.0	1.1	4.4	1.1	2.2	
N of Valid	102	91	90	87	370	
N of Miss	32	15	33	7	87	

Table 171: How wrong would most adults (over 21) in your neighborhood think it is for kids your age: to drink alcohol?





Response	6	8	10	12	Total	
Very wrong	75.5	52.7	46.7	40.2	54.6	
Wrong	13.7	28.6	18.9	27.6	21.9	
A little bit wrong	5.9	11.0	26.7	26.4	17.0	
Not wrong at all	4.9	7.7	7.8	5.7	6.5	
N of Valid	102	91	90	87	370	
N of Miss	32	15	33	7	87	

Table 172: How wrong would most adults (over 21) in your neighborhood think it is for kids your age: to smoke cigarettes?





Response	6	8	10	12	Total	
Very wrong	85.3	58.2	50.0	33.3	57.8	
Wrong	9.8	19.8	20.0	27.6	18.9	
A little bit wrong	2.9	16.5	20.0	28.7	16.5	
Not wrong at all	2.0	5.5	10.0	10.3	6.8	
N of Valid	102	91	90	87	370	
N of Miss	32	15	33	7	87	

Table 173: How much do each of the following statements describe your neighborhood? crime and/or drug selling





Response	6	8	10	12	Total	
NO!	72.5	64.4	56.7	57.0	63.0	
no	13.7	24.4	20.0	31.4	22.0	
yes	8.8	5.6	13.3	8.1	9.0	
YES!	4.9	5.6	10.0	3.5	6.0	
N of Valid	102	90	90	86	368	
N of Miss	32	16	33	8	89	

Table 174: How much do each of the following statements describe your neighborhood? fights





Response	6	8	10	12	Total	
NO!	52.0	56.7	44.4	51.7	51.2	
no	19.6	14.4	21.1	34.5	22.2	
yes	20.6	21.1	20.0	10.3	18.2	
YES!	7.8	7.8	14.4	3.4	8.4	
N of Valid	102	90	90	87	369	
N of Miss	32	16	33	7	88	



Table 175: How much do each of the following statements describe your neighborhood? lots of empty or abandoned buildings





Response	6	8	10	12	Total	
NO!	67.0	64.4	66.3	59.8	64.5	
no	21.0	25.6	24.7	31.0	25.4	
yes	6.0	5.6	6.7	4.6	5.7	
YES!	6.0	4.4	2.2	4.6	4.4	
N of Valid	100	90	89	87	366	
N of Miss	34	16	34	7	91	

Table 176: How much do each of the following statements describe your neighborhood? lots of graffiti





Response	6	8	10	12	Total	
NO!	73.0	74.4	65.6	67.8	70.3	
no	16.0	17.8	28.9	32.2	23.4	
yes	8.0	5.6	3.3	0.0	4.4	
YES!	3.0	2.2	2.2	0.0	1.9	
N of Valid	100	90	90	87	367	
N of Miss	34	16	33	7	90	

Table 177: If I had to move, I would miss the neighborhood I now live in.





Response	6	8	10	12	Total	
NO!	21.6	15.4	18.9	10.7	16.9	
no	11.3	15.4	16.7	21.4	16.0	
yes	21.6	33.0	27.8	31.0	28.2	
YES!	45.4	36.3	36.7	36.9	39.0	
N of Valid	97	91	90	84	362	
N of Miss	37	15	33	10	95	

Table 178: My neighbors notice when I am doing a good job and let me know about it.

Response	6	8	10	12	Total	
NO!	35.4	41.6	45.6	29.8	38.2	
no	26.0	33.7	24.4	39.3	30.6	
yes	17.7	14.6	15.6	27.4	18.7	
YES!	20.8	10.1	14.4	3.6	12.5	
N of Valid	96	89	90	84	359	
N of Miss	38	17	33	10	98	

Table 179: I like my neighborhood.

Response	6	8	10	12	Total	
NO!	12.8	8.0	17.8	7.1	11.5	
no	10.6	14.8	11.1	10.7	11.8	
yes	37.2	47.7	38.9	45.2	42.1	
YES!	39.4	29.5	32.2	36.9	34.6	
N of Valid	94	88	90	84	356	
N of Miss	40	18	33	10	101	

Table 180: There are lots of adults in my neighborhood I could talk to about something important.

Response	6	8	10	12	Total	
NO!	28.4	28.9	36.0	18.1	28.0	
no	23.2	21.1	34.8	37.3	28.9	
yes	25.3	28.9	14.6	24.1	23.2	
YES!	23.2	21.1	14.6	20.5	19.9	
N of Valid	95	90	89	83	357	
N of Miss	39	16	34	11	100	

Table 181: I'd like to get out of my neighborhood.





Response	6	8	10	12	Total	
NO!	52.1	42.2	43.2	33.3	43.0	
no	28.1	31.1	26.1	35.7	30.2	
yes	9.4	11.1	15.9	19.0	13.7	
YES!	10.4	15.6	14.8	11.9	13.1	
N of Valid	96	90	88	84	358	
N of Miss	38	16	35	10	99	

Table 182: There are people in my neighborhood who are proud of me when I do something well.





Response	6	8	10	12	Total	
NO!	21.1	20.2	21.8	15.7	19.8	
no	20.0	29.2	32.2	30.1	27.7	
yes	33.7	32.6	26.4	36.1	32.2	
YES!	25.3	18.0	19.5	18.1	20.3	
N of Valid	95	89	87	83	354	
N of Miss	39	17	36	11	103	

Table 183: There are people in my neighborhood who encourage me to do my best.





Response	6	8	10	12	Total	
NO!	26.3	21.3	20.2	13.1	20.4	
no	14.7	19.1	25.8	26.2	21.3	
yes	27.4	40.4	31.5	38.1	34.2	
YES!	31.6	19.1	22.5	22.6	24.1	
N of Valid	95	89	89	84	357	
N of Miss	39	17	34	10	100	

Table 184: I feel safe in my neighborhood.





Response	6	8	10	12	Total	
NO!	14.4	13.5	12.2	4.8	11.3	
no	17.8	10.1	10.0	7.1	11.3	
yes	21.1	38.2	33.3	41.7	33.4	
YES!	46.7	38.2	44.4	46.4	43.9	
N of Valid	90	89	90	84	353	
N of Miss	44	17	33	10	104	

Table 185: Which of the following activities for people your age are available in your community? sports teams?



Response	6	8	10	12	Total	
No	11.8	10.2	14.4	19.0	13.8	
Yes	88.2	89.8	85.6	81.0	86.2	
N of Valid	93	88	90	84	355	
N of Miss	41	18	33	10	102	

Table 186: Which of the following activities for people your age are available in your community? scouting?



Response	6	8	10	12	Total	
No	61.5	72.4	76.1	76.2	71.4	
Yes	38.5	27.6	23.9	23.8	28.6	
N of Valid	91	87	88	84	350	
N of Miss	43	19	35	10	107	

Table 187: Which of the following activities for people your age are available in your community? boys and girls clubs?



Response	6	8	10	12	Total	
No	55.1	59.8	69.3	66.7	62.6	
Yes	44.9	40.2	30.7	33.3	37.4	
N of Valid	89	87	88	84	348	
N of Miss	45	19	35	10	109	

Table 188: Which of the following activities for people your age are available in your community? 4-H clubs?



Response	6	8	10	12	Total	
No	48.9	58.0	62.9	54.2	56.0	
Yes	51.1	42.0	37.1	45.8	44.0	
N of Valid	90	88	89	83	350	
N of Miss	44	18	34	11	107	

Table 189: Which of the following activities for people your age are available in your community? service clubs?



Response	6	8	10	12	Total	
No	64.0	65.5	62.5	44.6	59.4	
Yes	36.0	34.5	37.5	55.4	40.6	
N of Valid	89	87	88	83	347	
N of Miss	45	19	35	11	110	

Table 190: If a kid smoked marijuana in your neighborhood would he or she be caught by the police?





Response	6	8	10	12	Total	
NO!	30.8	22.1	48.9	32.1	33.5	
no	18.7	39.5	27.3	45.2	32.4	
yes	26.4	22.1	11.4	11.9	18.1	
YES!	24.2	16.3	12.5	10.7	16.0	
N of Valid	91	86	88	84	349	
N of Miss	43	20	35	10	108	

Table 191: If a kid drank some beer, wine or hard liquor (for example, vodka, whiskey, or gin) in your neighborhood would he or she be caught by the police?





Response	6	8	10	12	Total	
NO!	31.9	30.2	51.1	33.3	36.7	
no	19.8	38.4	29.5	46.4	33.2	
yes	25.3	18.6	14.8	15.5	18.6	
YES!	23.1	12.8	4.5	4.8	11.5	
N of Valid	91	86	88	84	349	
N of Miss	43	20	35	10	108	

Table 192: If a kid carried a handgun in your neighborhood would he or she be caught by the police?





Response	6	8	10	12	Total	
NO!	31.9	19.8	40.9	27.4	30.1	
no	16.5	38.4	30.7	40.5	31.2	
yes	20.9	22.1	11.4	17.9	18.1	
YES!	30.8	19.8	17.0	14.3	20.6	
N of Valid	91	86	88	84	349	
N of Miss	43	20	35	10	108	

Table 193: If you wanted to get some cigarettes, how easy would it be for you to get some?





Response	6	8	10	12	Total	
Very hard	73.6	39.3	28.4	6.0	37.0	
Sort of hard	6.9	11.9	6.8	7.1	8.2	
Sort of easy	11.5	20.2	25.0	16.7	18.4	
Very easy	8.0	28.6	39.8	70.2	36.4	
N of Valid	87	84	88	84	343	
N of Miss	47	22	35	10	114	

Table 194: If you wanted to get some beer, wine or hard liquor (for example, vodka, whiskey, or gin), how easy would it be for you to get some?





Response	6	8	10	12	Total	
Very hard	66.3	36.1	22.7	8.3	33.7	
Sort of hard	14.6	9.6	4.5	7.1	9.0	
Sort of easy	11.2	27.7	27.3	23.8	22.4	
Very easy	7.9	26.5	45.5	60.7	34.9	
N of Valid	89	83	88	84	344	
N of Miss	45	23	35	10	113	

Table 195: If you wanted to get a drug like cocaine, LSD, or amphetamines, how easy would it be for you to get some?





Response	6	8	10	12	Total	
Very hard	93.3	77.1	54.5	52.4	69.5	
Sort of hard	4.5	13.3	17.0	19.0	13.4	
Sort of easy	1.1	6.0	18.2	14.3	9.9	
Very easy	1.1	3.6	10.2	14.3	7.3	
N of Valid	89	83	88	84	344	
N of Miss	45	23	35	10	113	

Table 196: If you wanted to get a handgun, how easy would it be for you to get one?





Response	6	8	10	12	Total	
Very hard	67.8	50.0	40.9	38.1	49.3	
Sort of hard	9.2	13.1	19.3	20.2	15.5	
Sort of easy	11.5	16.7	15.9	17.9	15.5	
Very easy	11.5	20.2	23.9	23.8	19.8	
N of Valid	87	84	88	84	343	
N of Miss	47	22	35	10	114	

Table 197: If you wanted to get some marijuana, how easy would it be for you to get some?





Response	6	8	10	12	Total	
Very hard	90.8	62.7	40.9	22.6	54.4	
Sort of hard	5.7	6.0	14.8	7.1	8.5	
Sort of easy	2.3	10.8	11.4	27.4	12.9	
Very easy	1.1	20.5	33.0	42.9	24.3	
N of Valid	87	83	88	84	342	
N of Miss	47	23	35	10	115	

Table 198: During the past 12 months, have you participated in any alcohol prevention programs or seen any alcohol prevention messages in your school or community?  
Yes, a school-based program focused on preventing underage drinking and/or drinking and driving.



Response	6	8	10	12	Total	
No	81.3	88.7	90.2	81.9	85.6	
Yes	18.7	11.3	9.8	18.1	14.4	
N of Valid	134	106	123	94	457	
N of Miss	0	0	0	0	0	



Table 199: During the past 12 months, have you participated in any alcohol prevention programs or seen any alcohol prevention messages in your school or community? Yes, a community-based program focused on preventing underage drinking and/or drinking and driving (for example, through your church or temple or through youth groups like Boys and Girls Club or 4-H).



Response	6	8	10	12	Total	
No	94.8	96.2	95.9	96.8	95.8	
Yes	5.2	3.8	4.1	3.2	4.2	
N of Valid	134	106	123	94	457	
N of Miss	0	0	0	0	0	

Table 200: During the past 12 months, have you participated in any alcohol prevention programs or seen any alcohol prevention messages in your school or community? Yes, a media campaign addressing underage drinking and/or drinking and driving (for example, newspaper ads, posters, pamphlets, radio, TV).



Response	6	8	10	12	Total	
No	94.8	94.3	96.7	92.6	94.7	
Yes	5.2	5.7	3.3	7.4	5.3	
N of Valid	134	106	123	94	457	
N of Miss	0	0	0	0	0	

Table 201: During the past 12 months, have you participated in any alcohol prevention programs or seen any alcohol prevention messages in your school or community? No



Response	6	8	10	12	Total	
No	62.7	38.7	48.8	39.4	48.6	
Yes	37.3	61.3	51.2	60.6	51.4	
N of Valid	134	106	123	94	457	
N of Miss	0	0	0	0	0	

Table 202: How wrong do your parents feel it would be for YOU to: drink beer, wine or hard liquor (for example, vodka, whiskey or gin) regularly?

Response	6	8	10	12	Total	
Very wrong	87.1	76.5	70.9	46.9	70.6	
Wrong	4.7	10.6	12.8	18.5	11.6	
A little bit wrong	7.1	10.6	11.6	28.4	14.2	
Not wrong at all	1.2	2.4	4.7	6.2	3.6	
N of Valid	85	85	86	81	337	
N of Miss	49	21	37	13	120	

Table 203: How wrong do your parents feel it would be for YOU to: smoke cigarettes?

Response	6	8	10	12	Total	
Very wrong	95.3	80.0	77.9	54.3	77.2	
Wrong	3.5	12.9	10.5	21.0	11.8	
A little bit wrong	0.0	3.5	4.7	21.0	7.1	
Not wrong at all	1.2	3.5	7.0	3.7	3.8	
N of Valid	86	85	86	81	338	
N of Miss	48	21	37	13	119	

Table 204: How wrong do your parents feel it would be for YOU to: smoke marijuana?

Response	6	8	10	12	Total	
Very wrong	97.6	85.9	93.0	75.0	88.1	
Wrong	2.4	8.2	3.5	17.5	7.8	
A little bit wrong	0.0	2.4	1.2	6.3	2.4	
Not wrong at all	0.0	3.5	2.3	1.3	1.8	
N of Valid	84	85	86	80	335	
N of Miss	50	21	37	14	122	

Table 205: How wrong do your parents feel it would be for YOU to: steal something worth more than \$5?





Response	6	8	10	12	Total	
Very wrong	94.1	85.9	82.6	81.5	86.1	
Wrong	4.7	12.9	12.8	16.0	11.6	
A little bit wrong	0.0	1.2	2.3	1.2	1.2	
Not wrong at all	1.2	0.0	2.3	1.2	1.2	
N of Valid	85	85	86	81	337	
N of Miss	49	21	37	13	120	

Table 206: How wrong do your parents feel it would be for YOU to: draw graffiti, write things, or draw pictures on buildings or other property (without the owner's permission)?





Response	6	8	10	12	Total	
Very wrong	95.3	92.9	80.2	76.5	86.4	
Wrong	2.4	3.5	11.6	14.8	8.0	
A little bit wrong	1.2	1.2	5.8	6.2	3.6	
Not wrong at all	1.2	2.4	2.3	2.5	2.1	
N of Valid	85	85	86	81	337	
N of Miss	49	21	37	13	120	

Table 207: How wrong do your parents feel it would be for YOU to: pick a fight with someone?





Response	6	8	10	12	Total	
Very wrong	78.6	68.2	64.0	59.3	67.6	
Wrong	10.7	16.5	22.1	27.2	19.0	
A little bit wrong	9.5	15.3	9.3	12.3	11.6	
Not wrong at all	1.2	0.0	4.7	1.2	1.8	
N of Valid	84	85	86	81	336	
N of Miss	50	21	37	13	121	

Table 208: During the past 12 months, have you talked with at least one of your parents about the dangers of underage drinking and/or drinking and driving? By parents, we mean either your biological parents, adoptive parents, stepparents, or adult guardians - whether or not they live with you.



Response	6	8	10	12	Total	
No	52.6	62.2	51.2	67.1	58.3	
Yes	47.4	37.8	48.8	32.9	41.7	
N of Valid	78	82	82	79	321	
N of Miss	56	24	41	15	136	

Table 209: Have any of your brothers or sisters ever: drunk beer, wine or hard liquor (for example, vodka, whiskey or gin)?




Response	6	8	10	12	Total	
No	69.9	57.8	39.3	25.6	48.5	
Yes	27.7	41.0	54.8	71.8	48.5	
I don't have any brothers or sisters	2.4	1.2	6.0	2.6	3.0	
N of Valid	83	83	84	78	328	
N of Miss	51	23	39	16	129	

Table 210: Have any of your brothers or sisters ever: smoked marijuana?




Response	6	8	10	12	Total	
No	95.2	88.0	61.9	58.4	76.1	
Yes	1.2	10.8	32.1	39.0	20.5	
I don't have any brothers or sisters	3.6	1.2	6.0	2.6	3.4	
N of Valid	83	83	84	77	327	
N of Miss	51	23	39	17	130	

Table 211: Have any of your brothers or sisters ever: smoked cigarettes?




Response	6	8	10	12	Total	
No	78.3	72.3	46.4	38.5	59.1	
Yes	19.3	26.5	47.6	59.0	37.8	
I don't have any brothers or sisters	2.4	1.2	6.0	2.6	3.0	
N of Valid	83	83	84	78	328	
N of Miss	51	23	39	16	129	

Table 212: Have any of your brothers or sisters ever: taken a handgun to school?




Response	6	8	10	12	Total	
No	95.2	98.8	89.3	94.9	94.5	
Yes	1.2	0.0	4.8	2.6	2.1	
I don't have any brothers or sisters	3.6	1.2	6.0	2.6	3.3	
N of Valid	84	83	84	78	329	
N of Miss	50	23	39	16	128	

Table 213: Have any of your brothers or sisters ever: been suspended or expelled from school?




Response	6	8	10	12	Total	
No	79.8	68.3	52.4	59.0	64.9	
Yes	17.9	30.5	41.7	38.5	32.0	
I don't have any brothers or sisters	2.4	1.2	6.0	2.6	3.0	
N of Valid	84	82	84	78	328	
N of Miss	50	24	39	16	129	

Table 214: The rules in my family are clear.

Response	6	8	10	12	Total	
NO!	7.1	2.4	9.6	3.8	5.8	
no	6.0	8.5	25.3	10.3	12.5	
yes	27.4	43.9	30.1	34.6	33.9	
YES!	59.5	45.1	34.9	51.3	47.7	
N of Valid	84	82	83	78	327	
N of Miss	50	24	40	16	130	

Table 215: People in my family often insult or yell at each other.

Response	6	8	10	12	Total	
NO!	35.4	22.0	27.1	15.4	25.1	
no	34.1	36.6	27.1	46.2	35.8	
yes	20.7	29.3	25.9	21.8	24.5	
YES!	9.8	12.2	20.0	16.7	14.7	
N of Valid	82	82	85	78	327	
N of Miss	52	24	38	16	130	

Table 216: When I am not at home, one of my parents knows where I am and who I am with.

Response	6	8	10	12	Total	
NO!	9.6	4.9	3.5	2.6	5.2	
no	7.2	4.9	5.9	11.5	7.3	
yes	19.3	42.7	38.8	39.7	35.1	
YES!	63.9	47.6	51.8	46.2	52.4	
N of Valid	83	82	85	78	328	
N of Miss	51	24	38	16	129	

Table 217: We argue about the same things in my family over and over.





Response	6	8	10	12	Total	
NO!	36.1	17.1	25.9	14.1	23.5	
no	27.7	41.5	31.8	37.2	34.5	
yes	20.5	30.5	21.2	28.2	25.0	
YES!	15.7	11.0	21.2	20.5	17.1	
N of Valid	83	82	85	78	328	
N of Miss	51	24	38	16	129	

Table 218: If you drank some beer or wine or liquor (for example, vodka, whiskey, or gin) without your parents' permission, would you be caught by your parents?





Response	6	8	10	12	Total	
NO!	22.2	15.7	23.8	27.3	22.2	
no	9.9	22.9	34.5	51.9	29.5	
yes	16.0	25.3	17.9	11.7	17.8	
YES!	51.9	36.1	23.8	9.1	30.5	
N of Valid	81	83	84	77	325	
N of Miss	53	23	39	17	132	

Table 219: My family has clear rules about alcohol and drug use.





Response	6	8	10	12	Total	
NO!	10.3	2.5	8.4	5.2	6.6	
no	1.3	2.5	18.1	11.7	8.5	
yes	14.1	34.6	28.9	37.7	28.8	
YES!	74.4	60.5	44.6	45.5	56.1	
N of Valid	78	81	83	77	319	
N of Miss	56	25	40	17	138	

Table 220: If you carried a handgun without your parents' permission, would you be caught by your parents?





Response	6	8	10	12	Total	
NO!	16.5	9.8	21.7	13.2	15.3	
no	5.1	11.0	20.5	17.1	13.4	
yes	11.4	23.2	12.0	26.3	18.1	
YES!	67.1	56.1	45.8	43.4	53.1	
N of Valid	79	82	83	76	320	
N of Miss	55	24	40	18	137	

Table 221: If you skipped school would you be caught by your parents?





Response	6	8	10	12	Total	
NO!	13.9	8.8	22.9	17.3	15.8	
no	3.8	16.3	21.7	26.7	17.0	
yes	8.9	22.5	24.1	26.7	20.5	
YES!	73.4	52.5	31.3	29.3	46.7	
N of Valid	79	80	83	75	317	
N of Miss	55	26	40	19	140	

Table 222: Do you feel very close to your mother?





Response	6	8	10	12	Total	
NO!	8.9	6.2	13.4	5.3	8.5	
no	1.3	8.6	13.4	15.8	9.7	
yes	13.9	30.9	25.6	26.3	24.2	
YES!	75.9	54.3	47.6	52.6	57.5	
N of Valid	79	81	82	76	318	
N of Miss	55	25	41	18	139	



Table 223: Do you share your thoughts and feelings with your mother?

Response	6	8	10	12	Total	
NO!	11.5	17.7	22.0	11.8	15.9	
no	10.3	17.7	22.0	19.7	17.5	
yes	21.8	26.6	29.3	28.9	26.7	
YES!	56.4	38.0	26.8	39.5	40.0	
N of Valid	78	79	82	76	315	
N of Miss	56	27	41	18	142	

Table 224: My parents ask me what I think before most family decisions affecting me are made.

Response	6	8	10	12	Total	
NO!	16.5	13.6	18.5	17.3	16.5	
no	17.7	17.3	21.0	28.0	20.9	
yes	29.1	38.3	30.9	34.7	33.2	
YES!	36.7	30.9	29.6	20.0	29.4	
N of Valid	79	81	81	75	316	
N of Miss	55	25	42	19	141	

Table 225: Do you share your thoughts and feelings with your father?

Response	6	8	10	12	Total	
NO!	20.0	29.6	32.1	36.0	29.3	
no	13.8	23.5	32.1	36.0	26.2	
yes	28.7	25.9	23.5	16.0	23.7	
YES!	37.5	21.0	12.3	12.0	20.8	
N of Valid	80	81	81	75	317	
N of Miss	54	25	42	19	140	

Table 226: Do you enjoy spending time with your mother?

Response	6	8	10	12	Total	
NO!	7.7	3.8	12.2	6.8	7.6	
no	0.0	3.8	13.4	8.1	6.4	
yes	24.4	37.5	41.5	35.1	34.7	
YES!	67.9	55.0	32.9	50.0	51.3	
N of Valid	78	80	82	74	314	
N of Miss	56	26	41	20	143	

Table 227: Do you enjoy spending time with your father?

Response	6	8	10	12	Total	
NO!	10.1	18.2	14.8	14.9	14.5	
no	6.3	3.9	12.3	20.3	10.6	
yes	20.3	28.6	40.7	35.1	31.2	
YES!	63.3	49.4	32.1	29.7	43.7	
N of Valid	79	77	81	74	311	
N of Miss	55	29	42	20	146	

Table 228: If I had a personal problem, I could ask my mom or dad for help.

Response	6	8	10	12	Total	
NO!	11.3	15.8	12.3	4.1	11.0	
no	10.0	6.6	17.3	17.8	12.9	
yes	22.5	30.3	33.3	35.6	30.3	
YES!	56.3	47.4	37.0	42.5	45.8	
N of Valid	80	76	81	73	310	
N of Miss	54	30	42	21	147	

Table 229: Do you feel very close to your father?





Response	6	8	10	12	Total	
NO!	15.2	23.1	19.8	21.6	19.9	
no	6.3	11.5	13.6	25.7	14.1	
yes	15.2	17.9	39.5	29.7	25.6	
YES!	63.3	47.4	27.2	23.0	40.4	
N of Valid	79	78	81	74	312	
N of Miss	55	28	42	20	145	

Table 230: My parents give me lots of chances to do fun things with them.





Response	6	8	10	12	Total	
NO!	12.5	6.6	13.4	16.4	12.2	
no	5.0	10.5	23.2	26.0	16.1	
yes	21.3	35.5	31.7	28.8	29.3	
YES!	61.3	47.4	31.7	28.8	42.4	
N of Valid	80	76	82	73	311	
N of Miss	54	30	41	21	146	

Table 231: My parents ask if I've gotten my homework done.





Response	6	8	10	12	Total	
NO!	5.2	6.6	13.8	15.1	10.1	
no	3.9	5.3	20.0	30.1	14.7	
yes	22.1	23.7	33.8	31.5	27.8	
YES!	68.8	64.5	32.5	23.3	47.4	
N of Valid	77	76	80	73	306	
N of Miss	57	30	43	21	151	

Table 232: People in my family have serious arguments.

Response	6	8	10	12	Total	
NO!	40.3	32.5	25.3	31.1	32.2	
no	31.2	32.5	30.4	37.8	32.9	
yes	14.3	18.2	22.8	20.3	18.9	
YES!	14.3	16.9	21.5	10.8	16.0	
N of Valid	77	77	79	74	307	
N of Miss	57	29	44	20	150	

Table 233: Would your parents know if you did not come home on time?

Response	6	8	10	12	Total	
NO!	7.6	7.9	5.1	12.2	8.1	
no	1.3	5.3	12.7	14.9	8.4	
yes	25.3	28.9	26.6	37.8	29.5	
YES!	65.8	57.9	55.7	35.1	53.9	
N of Valid	79	76	79	74	308	
N of Miss	55	30	44	20	149	

Table 234: It is important to be honest with your parents, even if they become upset or you get punished.

Response	6	8	10	12	Total	
NO!	10.3	4.1	6.4	5.5	6.6	
no	2.6	6.8	17.9	16.4	10.9	
yes	16.7	31.1	32.1	28.8	27.1	
YES!	70.5	58.1	43.6	49.3	55.4	
N of Valid	78	74	78	73	303	
N of Miss	56	32	45	21	154	

Table 235: My parents notice when I am doing a good job and let me know about it.


Response	6	8	10	12	Total	
Never or Almost Never	6.5	6.6	15.2	11.3	9.9	
Sometimes	9.1	28.9	36.7	23.9	24.8	
Often	39.0	26.3	19.0	35.2	29.7	
All the time	45.5	38.2	29.1	29.6	35.6	
N of Valid	77	76	79	71	303	
N of Miss	57	30	44	23	154	

Table 236: How often do your parents tell you they're proud of you for something you've done?


Response	6	8	10	12	Total	
Never or Almost Never	5.1	3.9	20.3	8.5	9.5	
Sometimes	6.4	22.4	29.1	26.8	21.1	
Often	43.6	38.2	26.6	36.6	36.2	
All the time	44.9	35.5	24.1	28.2	33.2	
N of Valid	78	76	79	71	304	
N of Miss	56	30	44	23	153	

Table 237: How many brothers and sisters, including stepbrothers and stepsisters, do you have that are younger than you?

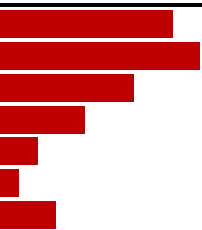
Response	6	8	10	12	Total	
0	25.6	17.1	29.1	33.8	26.3	
1	30.8	27.6	35.4	28.2	30.6	
2	23.1	30.3	15.2	9.9	19.7	
3	10.3	9.2	7.6	21.1	11.8	
4	5.1	6.6	2.5	1.4	3.9	
5	1.3	1.3	0.0	0.0	0.7	
6 or more	3.8	7.9	10.1	5.6	6.9	
N of Valid	78	76	79	71	304	
N of Miss	56	30	44	23	153	

Table 238: How many brothers and sisters, including stepbrothers and stepsisters, do you have that are older than you?








Response	6	8	10	12	Total	
0	31.6	36.0	27.8	28.2	30.9	
1	35.4	24.0	15.2	21.1	24.0	
2	16.5	14.7	21.5	15.5	17.1	
3	5.1	12.0	8.9	15.5	10.2	
4	6.3	2.7	10.1	11.3	7.6	
5	3.8	2.7	7.6	4.2	4.6	
6 or more	1.3	8.0	8.9	4.2	5.6	
N of Valid	79	75	79	71	304	
N of Miss	55	31	44	23	153	

Table 239: Have you changed homes in the past year (the last 12 months)?



Response	6	8	10	12	Total	
No	80.8	77.0	75.9	76.8	77.7	
Yes	19.2	23.0	24.1	23.2	22.3	
N of Valid	78	74	79	69	300	
N of Miss	56	32	44	25	157	

Table 240: How many times have you changed homes since kindergarten?






Response	6	8	10	12	Total	
Never	43.6	25.7	31.6	20.6	30.8	
1 or 2 times	29.5	43.2	29.1	41.2	35.5	
3 or 4 times	14.1	18.9	25.3	29.4	21.7	
5 or 6 times	7.7	8.1	5.1	4.4	6.4	
7 or more times	5.1	4.1	8.9	4.4	5.7	
N of Valid	78	74	79	68	299	
N of Miss	56	32	44	26	158	

Table 241: Have you changed schools (including changing from elementary to middle and middle to high school) in the past year?



Response	6	8	10	12	Total	
No	51.9	71.2	77.5	85.3	71.0	
Yes	48.1	28.8	22.5	14.7	29.0	
N of Valid	79	73	80	68	300	
N of Miss	55	33	43	26	157	

Table 242: How many times have you changed schools since kindergarten (including changing from elementary to middle and middle to high school)?






Response	6	8	10	12	Total	
Never	50.0	27.1	36.3	39.4	38.4	
1 or 2 times	26.9	31.4	21.3	19.7	24.8	
3 or 4 times	12.8	31.4	31.3	30.3	26.2	
5 or 6 times	7.7	5.7	3.8	3.0	5.1	
7 or more times	2.6	4.3	7.5	7.6	5.4	
N of Valid	78	70	80	66	294	
N of Miss	56	36	43	28	163	

Table 243: Has anyone in your family ever had severe alcohol or drug problems?



Response	6	8	10	12	Total	
No	69.2	69.4	55.1	61.2	63.7	
Yes	30.8	30.6	44.9	38.8	36.3	
N of Valid	78	72	78	67	295	
N of Miss	56	34	45	27	162	

Table 244: About how many adults (over 21) have you known personally who in the past year have: used marijuana, crack, cocaine, or other drugs?






Response	6	8	10	12	Total	
0	62.8	65.3	40.0	35.8	51.2	
1	21.8	12.5	15.0	11.9	15.5	
2	9.0	8.3	16.3	20.9	13.5	
3-4	2.6	6.9	12.5	7.5	7.4	
5+	3.8	6.9	16.3	23.9	12.5	
N of Valid	78	72	80	67	297	
N of Miss	56	34	43	27	160	

Table 245: About how many adults (over 21) have you known personally who in the past year have: sold or dealt drugs?






Response	6	8	10	12	Total	
0	82.1	76.1	51.9	44.8	64.1	
1	11.5	5.6	13.9	14.9	11.5	
2	5.1	5.6	15.2	11.9	9.5	
3-4	0.0	8.5	5.1	10.4	5.8	
5+	1.3	4.2	13.9	17.9	9.2	
N of Valid	78	71	79	67	295	
N of Miss	56	35	44	27	162	

Table 246: About how many adults (over 21) have you known personally who in the past year have: done other things that could get them in trouble with the police, like stealing, selling stolen goods, mugging or assaulting others, etc.?






Response	6	8	10	12	Total	
0	75.0	65.3	41.0	52.2	58.4	
1	15.8	12.5	17.9	13.4	15.0	
2	5.3	9.7	15.4	10.4	10.2	
3-4	1.3	2.8	10.3	9.0	5.8	
5+	2.6	9.7	15.4	14.9	10.6	
N of Valid	76	72	78	67	293	
N of Miss	58	34	45	27	164	



Table 247: About how many adults (over 21) have you known personally who in the past year have: gotten drunk or high?










Response	6	8	10	12	Total	
0	47.4	39.4	25.6	20.9	33.6	
1	23.7	19.7	9.0	14.9	16.8	
2	11.8	14.1	11.5	11.9	12.3	
3-4	9.2	5.6	15.4	11.9	10.6	
5+	7.9	21.1	38.5	40.3	26.7	
N of Valid	76	71	78	67	292	
N of Miss	58	35	45	27	165	

Table 248: How honest were you in filling out this survey?

Response	6	8	10	12	Total	
I was very honest	88.8	77.0	83.5	76.5	81.7	
I was honest pretty much of the time	6.3	16.2	13.9	16.2	13.0	
I was honest some of the time	3.8	6.8	2.5	2.9	4.0	
I was honest once in a while	1.3	0.0	0.0	4.4	1.3	
I was not honest at all	0.0	0.0	0.0	0.0	0.0	
N of Valid	80	74	79	68	301	
N of Miss	54	32	44	26	156	