

2008 APNA

Arkansas Prevention Needs Assessment Student Survey



Cleburne County Frequency Distribution Report

Office of Alcohol and Drug Abuse Prevention
Division of Behavioral Health Services
Arkansas Department of Human Services
March 2009

Contents

1 INTRODUCTION

12

2 PERCENTAGE TABLES

17

List of Tables

1	Sex	18
2	Age	18
3	Are you Hispanic or Latino?	18
4	What is your race? Black or African American	19
5	What is your race? Asian	19
6	What is your race? American Indian	19
7	What is your race? Alaska Native	19
8	What is your race? White	20
9	What is your race? Native Hawaiian or Other Pacific Islander	20
10	What is your race? Other	20
11	What is the highest level of schooling completed by your mother or father?	21
12	Think of where you live most of the time. Which of the following people live there with you? Mother	21
13	Think of where you live most of the time. Which of the following people live there with you? Stepmother	21
14	Think of where you live most of the time. Which of the following people live there with you? Foster Mother	22
15	Think of where you live most of the time. Which of the following people live there with you? Grandmother	22
16	Think of where you live most of the time. Which of the following people live there with you? Aunt	22
17	Think of where you live most of the time. Which of the following people live there with you? Father	22

18	Think of where you live most of the time. Which of the following people live there with you? Stepfather	23
19	Think of where you live most of the time. Which of the following people live there with you? Foster Father	23
20	Think of where you live most of the time. Which of the following people live there with you? Grandfather	23
21	Think of where you live most of the time. Which of the following people live there with you? Uncle	23
22	Think of where you live most of the time. Which of the following people live there with you? Other Adults	24
23	Think of where you live most of the time. Which of the following people live there with you? Brother(s)	24
24	Think of where you live most of the time. Which of the following people live there with you? Stepbrother(s)	24
25	Think of where you live most of the time. Which of the following people live there with you? Sister(s)	24
26	Think of where you live most of the time. Which of the following people live there with you? Stepsister(s)	25
27	Think of where you live most of the time. Which of the following people live there with you? Other Children	25
28	In my school, students have lots of chances to help decide things like class activities and rules.	25
29	Teachers ask me to work on special classroom projects.	26
30	My teacher(s) notices when I am doing a good job and lets me know about it.	26
31	There are lots of chances for students in my school to get involved in sports, clubs, and other school activities outside of class. . . .	26
32	There are lots of chances for students in my school to talk with a teacher one-on-one.	27

33	I feel safe at my school.	27
34	The school lets my parents know when I have done something well. . . .	27
35	My teachers praise me when I work hard in school.	28
36	Are your school grades better than the grades of most students in your class?	28
37	I have lots of chances to be part of class discussions or activities. . . .	28
38	Now thinking back over the past year in school, how often did you: enjoy being in school?	29
39	Now thinking back over the past year in school, how often did you: hate being in school?	29
40	Now thinking back over the past year in school, how often did you: try to do your best work in school?	29
41	How often do you feel that the school work you are assigned is meaningful and important?	30
42	Putting them all together, what were your grades like last year?	30
43	How important do you think the things you are learning in school are going to be for your later life?	30
44	How interesting are most of your courses to you?	31
45	During the LAST FOUR WEEKS how many whole days of school have you missed because you skipped or 'cut'?	31
46	Think of your four best friends (the friends you feel closest to). In the past year (12 months), how many of your best friends have: participated in clubs, organizations or activities at school?	31
47	Think of your four best friends (the friends you feel closest to). In the past year (12 months), how many of your best friends have: smoked cigarettes?	32

48	Think of your four best friends (the friends you feel closest to). In the past year (12 months), how many of your best friends have: tried beer, wine or hard liquor (for example, vodka, whiskey, or gin) when their parents didn't know about it?	32
49	Think of your four best friends (the friends you feel closest to). In the past year (12 months), how many of your best friends have: made a commitment to stay drug-free?	32
50	Think of your four best friends (the friends you feel closest to). In the past year (12 months), how many of your best friends have: used marijuana?	33
51	Think of your four best friends (the friends you feel closest to). In the past year (12 months), how many of your best friends have: tried to do well in school?	33
52	Think of your four best friends (the friends you feel closest to). In the past year (12 months), how many of your best friends have: used LSD, cocaine, amphetamines, or other illegal drugs?	33
53	Think of your four best friends (the friends you feel closest to). In the past year (12 months), how many of your best friends have: been suspended from school?	34
54	Think of your four best friends (the friends you feel closest to). In the past year (12 months), how many of your best friends have: liked school?	34
55	Think of your four best friends (the friends you feel closest to). In the past year (12 months), how many of your best friends have: carried a handgun?	34
56	Think of your four best friends (the friends you feel closest to). In the past year (12 months), how many of your best friends have: sold illegal drugs?	35
57	Think of your four best friends (the friends you feel closest to). In the past year (12 months), how many of your best friends have: regularly attended religious services?	35

58	Think of your four best friends (the friends you feel closest to). In the past year (12 months), how many of your best friends have: stolen or tried to steal a motor vehicle such as a car or motorcycle?	35
59	Think of your four best friends (the friends you feel closest to). In the past year (12 months), how many of your best friends have: been arrested?	36
60	Think of your four best friends (the friends you feel closest to). In the past year (12 months), how many of your best friends have: dropped out of school?	36
61	Think of your four best friends (the friends you feel closest to). In the past year (12 months), how many of your best friends have: been members of a gang?	36
62	What are the chances you would be seen as cool if you: smoked cigarettes?	37
63	What are the chances you would be seen as cool if you: worked hard at school?	37
64	What are the chances you would be seen as cool if you: began drinking alcoholic beverages regularly, that is, at least once or twice a month?	37
65	What are the chances you would be seen as cool if you: defended someone who was being verbally abused at school?	38
66	What are the chances you would be seen as cool if you: smoked marijuana?	38
67	What are the chances you would be seen as cool if you: carried a handgun?	38
68	What are the chances you would be seen as cool if you: regularly volunteered to do community service?	39
69	How old were you when you first: smoked marijuana?	39
70	How old were you when you first: smoked a cigarette, even just a puff?	40

71	How old were you when you first: had more than a sip or two of beer, wine or hard liquor (for example, vodka, whiskey, or gin)?	40
72	How old were you when you first: began drinking alcoholic beverages regularly, that is, at least once or twice a month?	41
73	How old were you when you first: used phenoxydine (pox, px, breeze)?	41
74	How old were you when you first: got suspended from school?	42
75	How old were you when you first: got arrested?	42
76	How old were you when you first: carried a handgun?	43
77	How old were you when you first: attacked someone with the idea of seriously hurting them?	43
78	How old were you when you first: belonged to a gang?	44
79	How wrong do you think it is for someone your age to: take a handgun to school?	44
80	How wrong do you think it is for someone your age to: steal anything worth more than \$5?	44
81	How wrong do you think it is for someone your age to: pick a fight with someone?	45
82	How wrong do you think it is for someone your age to: attack someone with the idea of seriously hurting them?	45
83	How wrong do you think it is for someone your age to: stay away from school all day when their parents think they are at school?	45
84	How wrong do you think it is for someone your age to: drink beer, wine or hard liquor (for example, vodka, whiskey, or gin) regularly?	46
85	How wrong do you think it is for someone your age to: smoke cigarettes?	46

86	How wrong do you think it is for someone your age to: smoke marijuana?	46
87	How wrong do you think it is for someone your age to: use LSD, cocaine, amphetamines or another illegal drug?	47
88	At school during the past 12 months, did you receive help from the resource teacher, speech therapist or other special education teacher?	47
89	How many times have you done the following things? done what feels good no matter what.	47
90	How many times have you done the following things? done something dangerous because someone dared you to do it.	48
91	How many times have you done the following things? done crazy things even if they are a little dangerous.	48
92	How many times in the past year (12 months) have you: been suspended from school?	49
93	How many times in the past year (12 months) have you: carried a handgun?	49
94	How many times in the past year (12 months) have you: sold illegal drugs?	50
95	How many times in the past year (12 months) have you: stolen or tried to steal a motor vehicle such as a car or motorcycle?	50
96	How many times in the past year (12 months) have you: participated in clubs, organizations or activities at school?	51
97	How many times in the past year (12 months) have you: been arrested?	51
98	How many times in the past year (12 months) have you: done extra work on your own for school?	52
99	How many times in the past year (12 months) have you: attacked someone with the idea of seriously hurting them?	52

100	How many times in the past year (12 months) have you: been drunk or high at school?	53
101	How many times in the past year (12 months) have you: volunteered to do community service?	53
102	How many times in the past year (12 months) have you: taken a handgun to school?	54
103	Are you currently on probation, or assigned a probation officer with Juvenile Court?	54
104	Have you ever belonged to a gang?	54
105	If you have ever belonged to a gang, did that gang have a name?	55
106	You're looking at CD's in a music store with a friend. You look up and see her slip a CD under her coat. She smiles and says 'Which one do you want? Go ahead, take it while nobody's around.' There is nobody in sight, no employees and no other customers. What would you do now?	55
107	You are visiting another part of town, and you don't know any of the people your age there. You are walking down the street, and some teenager you don't know is walking toward you. He is about your size, and as he is about to pass you, he deliberately bumps into you and you almost lose your balance. What would you say or do?	55
108	You are at a party at someone's house, and one of your friends offers you a drink containing alcohol. What would you say or do?	56
109	It's 8:00 on a weeknight and you are about to go over to a friend's home when your mother asks you where you are going. You say 'Oh, just going to go hang out with some friends.' She says, 'No, you'll just get into trouble if you go out. Stay home tonight.' What would you do now?	56
110	How often do you attend religious services or activities?	56
111	I do the opposite of what people tell me, just to get them mad.	57
112	I like to see how much I can get away with.	57

113	I ignore rules that get in my way.	57
114	I think sometimes it's okay to cheat at school.	58
115	It is important to think before you act.	58
116	Sometimes I think that life is not worth it.	58
117	At times I think I am no good at all.	59
118	All in all, I am inclined to think that I am a failure.	59
119	In the past year, have you felt depressed or sad MOST days, even if you felt okay sometimes?	59
120	It is all right to beat up people if they start the fight.	60
121	I think it is okay to take something without asking if you can get away with it.	60
122	Sometimes we don't know what we will do as adults, but we may have an idea. Please answer how true these statements may be for you. WHEN I AM AN ADULT I WILL: smoke cigarettes.	60
123	Sometimes we don't know what we will do as adults, but we may have an idea. Please answer how true these statements may be for you. WHEN I AM AN ADULT I WILL: drink beer, wine, or liquor.	61
124	Sometimes we don't know what we will do as adults, but we may have an idea. Please answer how true these statements may be for you. WHEN I AM AN ADULT I WILL: smoke marijuana.	61
125	Sometimes we don't know what we will do as adults, but we may have an idea. Please answer how true these statements may be for you. WHEN I AM AN ADULT I WILL: use LSD, cocaine, amphetamines or another illegal drug.	61
126	How much do you think people risk harming themselves (physically or in other ways) if they: smoked one or more packs of cigarettes per day?	62

127	How much do you think people risk harming themselves (physically or in other ways) if they: try marijuana once or twice?	62
128	How much do you think people risk harming themselves (physically or in other ways) if they: smoke marijuana regularly?	62
129	How much do you think people risk harming themselves (physically or in other ways) if they: take one or two drinks of an alcoholic beverage (beer, wine, liquor) nearly every day?	63
130	How much do you think people risk harming themselves (physically or in other ways) if they: have five or more drinks once or twice each weekend?	63
131	On how many occasions have you had alcoholic beverages (beer, wine or hard liquor) to drink in your lifetime - more than just a few sips?	63
132	On how many occasions have you had beer, wine or hard liquor to drink during the past 30 days?	64
133	On how many occasions have you used marijuana (grass, pot) or hashish (hash, hash oil) in your lifetime?	64
134	On how many occasions have you used marijuana (grass, pot) or hashish (hash, hash oil) during the past 30 days?	65
135	On how many occasions have you used LSD or other psychedelics in your lifetime?	65
136	On how many occasions have you used LSD or other psychedelics during the past 30 days?	66
137	On how many occasions have you used cocaine or crack in your lifetime?	66
138	On how many occasions have you used cocaine or crack during the past 30 days?	67
139	On how many occasions have you sniffed glue, breathed the contents of an aerosol spray can, or inhaled other gases or sprays, in order to get high in your lifetime?	67

140	On how many occasions have you sniffed glue, breathed the contents of an aerosol spray can, or inhaled other gases or sprays, in order to get high during the past 30 days?	68
141	On how many occasions have you used phenoxydine (pox, px, breeze) in your lifetime?	68
142	On how many occasions have you used phenoxydine (pox, px, breeze) during the past 30 days?	69
143	On how many occasions have you used sedatives (tranquilizers, such as Valium or Xanax, barbiturates, or sleeping pills) without a doctor telling you to take them, in your lifetime?	69
144	On how many occasions have you used sedatives (tranquilizers, such as Valium or Xanax, barbiturates, or sleeping pills) without a doctor telling you to take them, during the past 30 days?	70
145	On how many occasions have you used Methamphetamines (meth, speed, crank, crystal meth) in your lifetime?	70
146	On how many occasions have you used Methamphetamines (meth, speed, crank, crystal meth) in the past 30 days?	71
147	On how many occasions have you used stimulants, other than Methamphetamines (such as amphetamines, Ritalin or Dexedrine) without a doctor telling you to take them, in your lifetime?	71
148	On how many occasions have you used stimulants, other than Methamphetamines (such as amphetamines, Ritalin or Dexedrine) without a doctor telling you to take them, during the past 30 days?	72
149	On how many occasions have you used heroin or other opiates in your lifetime?	72
150	On how many occasions have you used heroin or other opiates during the past 30 days?	73
151	On how many occasions have you used MDMA ('X', 'E', or ecstasy) in your lifetime?	73

152	On how many occasions have you used MDMA ('X', 'E', or ecstasy) during the past 30 days?	74
153	On how many occasions have you taken prescription drugs (such as Valium, Xanax, Ritalin, Adderall, OxyContin, Darvocet, or sleeping pills) on your own-that is, without a doctor telling you to take them in your lifetime?	74
154	On how many occasions have you taken prescription drugs (such as Valium, Xanax, Ritalin, Adderall, OxyContin, Darvocet, or sleeping pills) on your own-that is, without a doctor telling you to take them during the past 30 days?	75
155	On how many occasions have you taken non-prescription medicines such as diet pills (for example, Dietac, Dexatrim or Prolamine), stay-awake pills (for example No-Doz, Vivarin, or Wake), or cough or cold medicines (robos, DXM, etc.) to get high in your lifetime?	75
156	On how many occasions have you taken non-prescription medicines such as diet pills (for example, Dietac, Dexatrim or Prolamine), stay-awake pills (for example No-Doz, Vivarin, or Wake), or cough or cold medicines (robos, DXM, etc.) to get high during the past 30 days?	76
157	On how many occasions have you been drunk or very high from drinking alcoholic beverages during the past 30 days?	76
158	Think back over the last two weeks. How many times have you had five or more alcoholic drinks in a row?	77
159	Have you ever used smokeless tobacco (chew, snuff, plug, dipping tobacco, or chewing tobacco)?	77
160	How often have you taken smokeless tobacco during the past 30 days?	77
161	Have you ever smoked cigarettes?	78
162	How frequently have you smoked cigarettes during the past 30 days?	78

163	During the last month, about how many marijuana cigarettes, or the equivalent, did you smoke a day, on the average?	79
164	If you drank alcohol (not just a sip or taste) in the past year, how did you usually get it?	79
165	If you drank alcohol (not just a sip or taste) in the past year, where did you usually drink it?	80
166	If you smoked cigarettes (not just a puff or drag) in the past year, how did you usually get them?	81
167	If you smoked cigarettes (not just a puff or drag) in the past year, where did you usually smoke them?	82
168	During the past 30 days, how many times did you ride in a car or other vehicle driven by someone who had been drinking alcohol?	82
169	During the past 30 days, how many times did you drive a car or other vehicle when you had been drinking alcohol?	83
170	How wrong would most adults (over 21) in your neighborhood think it is for kids your age: to use marijuana?	83
171	How wrong would most adults (over 21) in your neighborhood think it is for kids your age: to drink alcohol?	83
172	How wrong would most adults (over 21) in your neighborhood think it is for kids your age: to smoke cigarettes?	84
173	How much do each of the following statements describe your neighborhood? crime and/or drug selling	84
174	How much do each of the following statements describe your neighborhood? fights	84
175	How much do each of the following statements describe your neighborhood? lots of empty or abandoned buildings	85
176	How much do each of the following statements describe your neighborhood? lots of graffiti	85
177	If I had to move, I would miss the neighborhood I now live in.	85

178	My neighbors notice when I am doing a good job and let me know about it.	86
179	I like my neighborhood.	86
180	There are lots of adults in my neighborhood I could talk to about something important.	86
181	I'd like to get out of my neighborhood.	87
182	There are people in my neighborhood who are proud of me when I do something well.	87
183	There are people in my neighborhood who encourage me to do my best.	87
184	I feel safe in my neighborhood.	88
185	Which of the following activities for people your age are available in your community? sports teams?	88
186	Which of the following activities for people your age are available in your community? scouting?	88
187	Which of the following activities for people your age are available in your community? boys and girls clubs?	89
188	Which of the following activities for people your age are available in your community? 4-H clubs?	89
189	Which of the following activities for people your age are available in your community? service clubs?	89
190	If a kid smoked marijuana in your neighborhood would he or she be caught by the police?	90
191	If a kid drank some beer, wine or hard liquor (for example, vodka, whiskey, or gin) in your neighborhood would he or she be caught by the police?	90
192	If a kid carried a handgun in your neighborhood would he or she be caught by the police?	90

193	If you wanted to get some cigarettes, how easy would it be for you to get some?	91
194	If you wanted to get some beer, wine or hard liquor (for example, vodka, whiskey, or gin), how easy would it be for you to get some?	91
195	If you wanted to get a drug like cocaine, LSD, or amphetamines, how easy would it be for you to get some?	91
196	If you wanted to get a handgun, how easy would it be for you to get one?	92
197	If you wanted to get some marijuana, how easy would it be for you to get some?	92
198	During the past 12 months, have you participated in any alcohol prevention programs or seen any alcohol prevention messages in your school or community? Yes, a school-based program focused on preventing underage drinking and/or drinking and driving.	92
199	During the past 12 months, have you participated in any alcohol prevention programs or seen any alcohol prevention messages in your school or community? Yes, a community-based program focused on preventing underage drinking and/or drinking and driving (for example, through your church or temple or through youth groups like Boys and Girls Club or 4-H).	93
200	During the past 12 months, have you participated in any alcohol prevention programs or seen any alcohol prevention messages in your school or community? Yes, a media campaign addressing underage drinking and/or drinking and driving (for example, newspaper ads, posters, pamphlets, radio, TV).	93
201	During the past 12 months, have you participated in any alcohol prevention programs or seen any alcohol prevention messages in your school or community? No	93
202	How wrong do your parents feel it would be for YOU to: drink beer, wine or hard liquor (for example, vodka, whiskey or gin) regularly?	94
203	How wrong do your parents feel it would be for YOU to: smoke cigarettes?	94

204	How wrong do your parents feel it would be for YOU to: smoke marijuana?	94
205	How wrong do your parents feel it would be for YOU to: steal something worth more than \$5?	95
206	How wrong do your parents feel it would be for YOU to: draw graffiti, write things, or draw pictures on buildings or other property (without the owner's permission)?	95
207	How wrong do your parents feel it would be for YOU to: pick a fight with someone?	95
208	During the past 12 months, have you talked with at least one of your parents about the dangers of underage drinking and/or drinking and driving? By parents, we mean either your biological parents, adoptive parents, stepparents, or adult guardians - whether or not they live with you.	96
209	Have any of your brothers or sisters ever: drunk beer, wine or hard liquor (for example, vodka, whiskey or gin)?	96
210	Have any of your brothers or sisters ever: smoked marijuana?	96
211	Have any of your brothers or sisters ever: smoked cigarettes?	97
212	Have any of your brothers or sisters ever: taken a handgun to school?	97
213	Have any of your brothers or sisters ever: been suspended or expelled from school?	97
214	The rules in my family are clear.	98
215	People in my family often insult or yell at each other.	98
216	When I am not at home, one of my parents knows where I am and who I am with.	98
217	We argue about the same things in my family over and over.	99

218	If you drank some beer or wine or liquor (for example, vodka, whiskey, or gin) without your parents' permission, would you be caught by your parents?	99
219	My family has clear rules about alcohol and drug use.	99
220	If you carried a handgun without your parents' permission, would you be caught by your parents?	100
221	If you skipped school would you be caught by your parents?	100
222	Do you feel very close to your mother?	100
223	Do you share your thoughts and feelings with your mother?	101
224	My parents ask me what I think before most family decisions affecting me are made.	101
225	Do you share your thoughts and feelings with your father?	101
226	Do you enjoy spending time with your mother?	102
227	Do you enjoy spending time with your father?	102
228	If I had a personal problem, I could ask my mom or dad for help.	102
229	Do you feel very close to your father?	103
230	My parents give me lots of chances to do fun things with them.	103
231	My parents ask if I've gotten my homework done.	103
232	People in my family have serious arguments.	104
233	Would your parents know if you did not come home on time?	104
234	It is important to be honest with your parents, even if they become upset or you get punished.	104
235	My parents notice when I am doing a good job and let me know about it.	105

236	How often do your parents tell you they're proud of you for something you've done?	105
237	How many brothers and sisters, including stepbrothers and step-sisters, do you have that are younger than you?	105
238	How many brothers and sisters, including stepbrothers and step-sisters, do you have that are older than you?	106
239	Have you changed homes in the past year (the last 12 months)?	106
240	How many times have you changed homes since kindergarten? .	106
241	Have you changed schools (including changing from elementary to middle and middle to high school) in the past year?	107
242	How many times have you changed schools since kindergarten (including changing from elementary to middle and middle to high school)?	107
243	Has anyone in your family ever had severe alcohol or drug problems?	107
244	About how many adults (over 21) have you known personally who in the past year have: used marijuana, crack, cocaine, or other drugs?	108
245	About how many adults (over 21) have you known personally who in the past year have: sold or dealt drugs?	108
246	About how many adults (over 21) have you known personally who in the past year have: done other things that could get them in trouble with the police, like stealing, selling stolen goods, mugging or assaulting others, etc.?	108
247	About how many adults (over 21) have you known personally who in the past year have: gotten drunk or high?	109
248	How honest were you in filling out this survey?	109

List of Figures

1	Grade Chart	13
2	Gender Chart	14
3	Age Chart	15
4	Ethnic Origin Chart	16

1 INTRODUCTION

This report was generated from data collected on the *2008 Arkansas Prevention Needs Assessment Student Survey*. This report contains basic frequency tables of all data collected and graphs on the selected demographic variables of grade, gender, age and ethnic origin. The graph on ethnic origin is represented as a bar chart rather than as a pie chart. This is because students were allowed to mark more than one response for ethnic origin as opposed to being allowed to mark only one response. The bars represent the percent of students who marked each of the ethnic categories.

Questions regarding the information found in this report can be directed to:

Pride Surveys

160 Vanderbilt Court
Bowling Green, KY 42103
1-800-279-6361
www.pridesurveys.com

Grade Chart

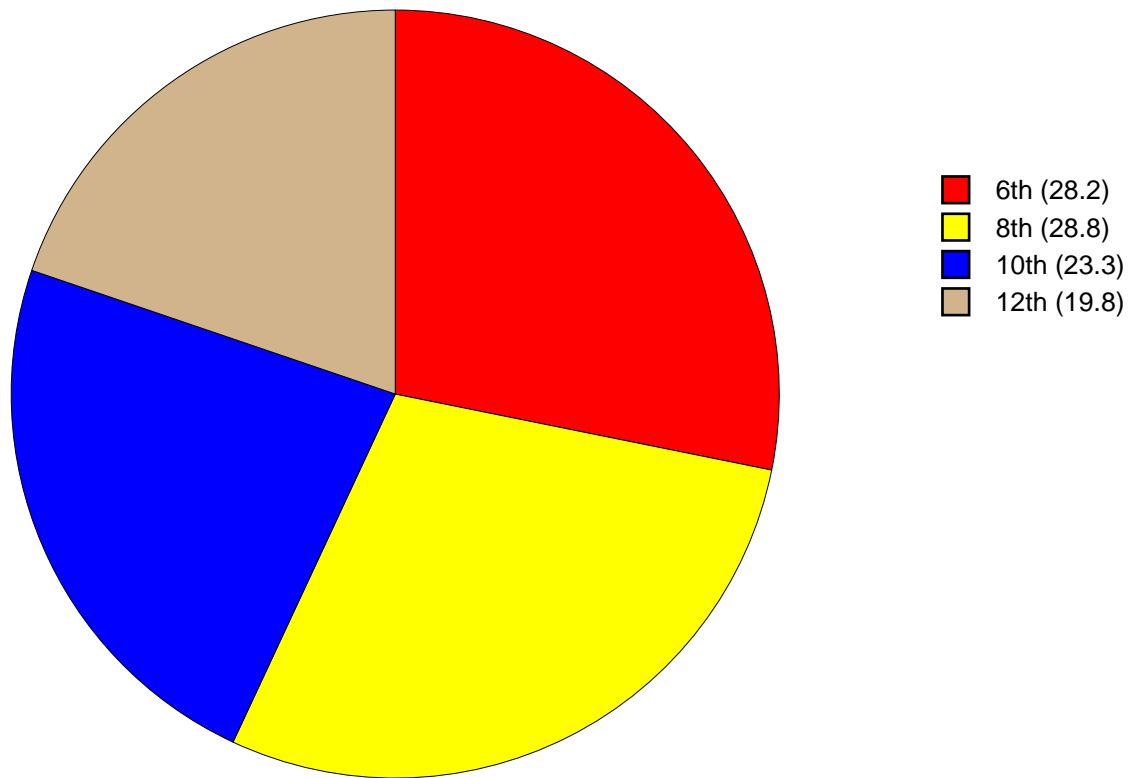


Figure 1: Grade Chart

Gender Chart

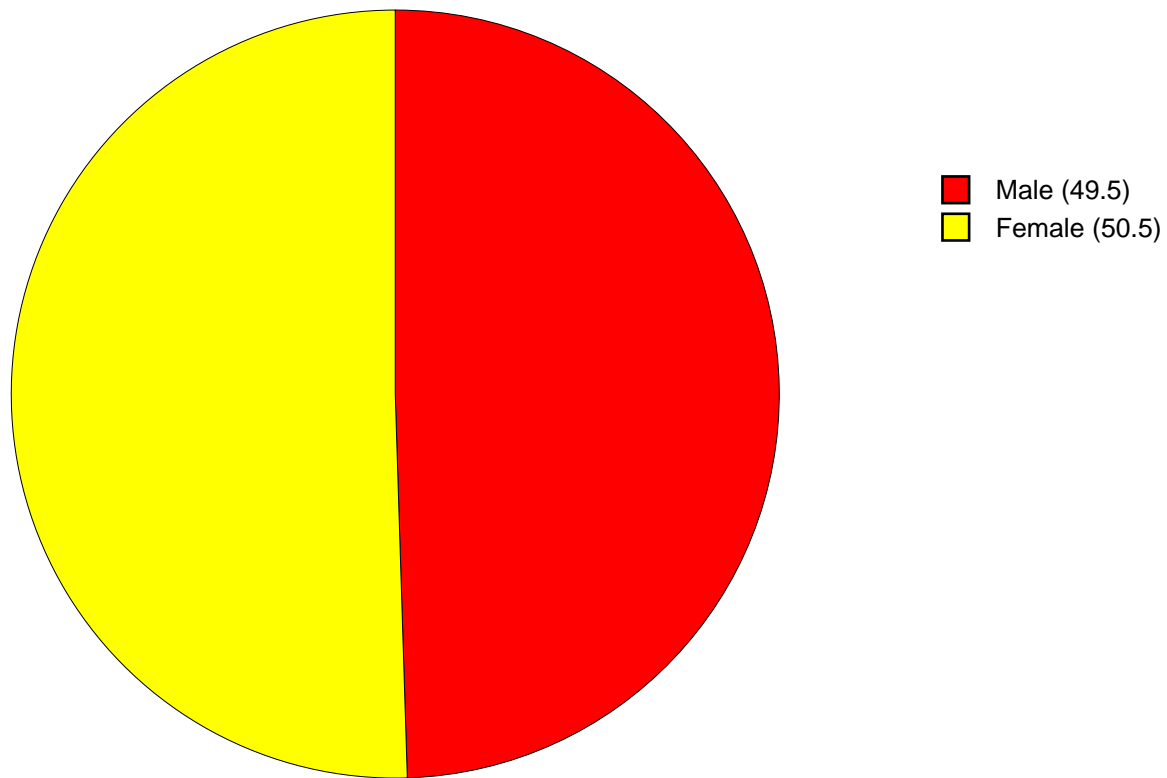


Figure 2: Gender Chart

Age Chart

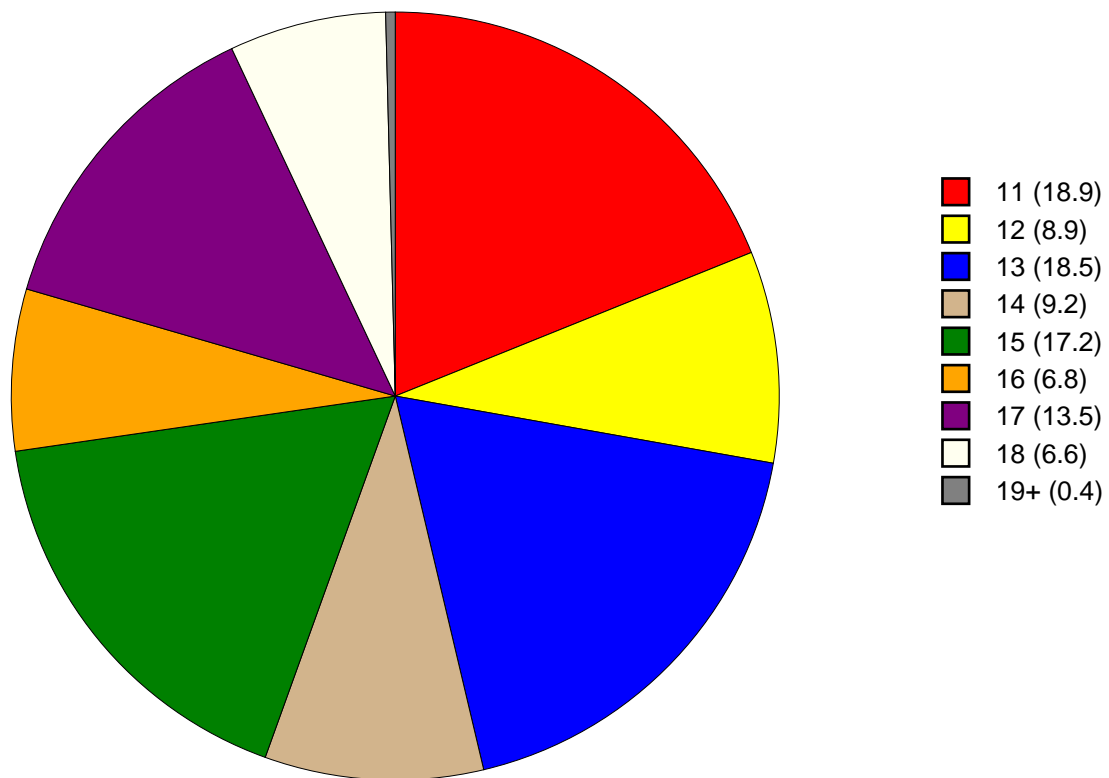


Figure 3: Age Chart

Ethnic Origin Chart

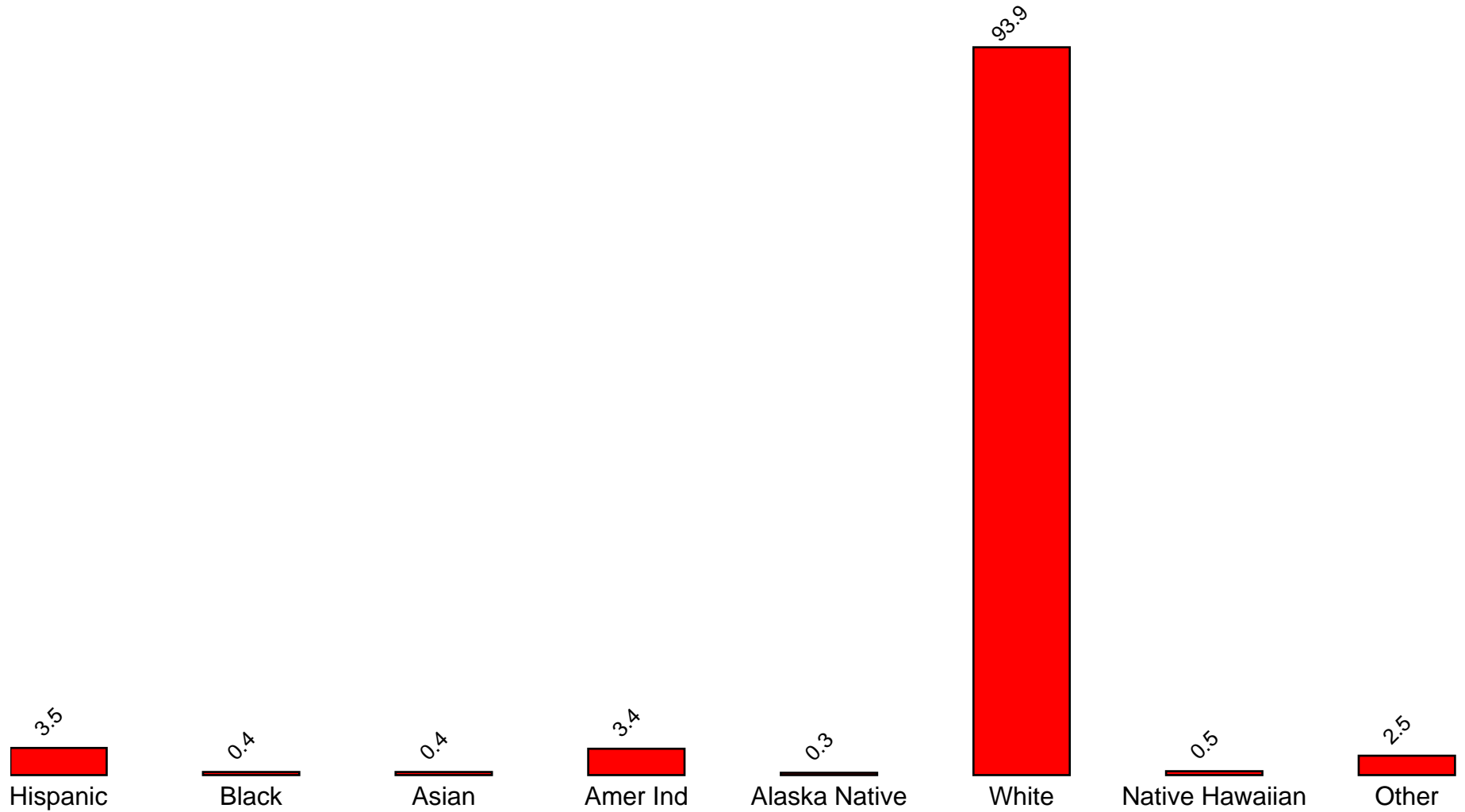


Figure 4: Ethnic Origin Chart

2 PERCENTAGE TABLES

The following tables contain frequency distribution detailing how your students responded to each question on the survey. The tables appear in the same order as the questions on the survey. The tables include breakdowns by grade level as well as overall percentages. The *N of Valid* row is a frequency count of the number of valid responses to each question for each grade and overall. The *N of Miss* row is a frequency count of the number of invalid (marked more than one response) or missing (i.e. did not respond) responses to each question for each grade and overall.

For the questions that allowed more than one response (i.e. race, live with, etc.) each response becomes a separate table. If a student did not mark the response, that was counted as a NO response, and if they did mark the response, that was counted as a YES response. Since a non response is a valid response for these questions, the *N of Miss* will always be zero for these questions.

Table 1: Sex

Response	6	8	10	12	Total
Male	49.8	53.9	45.8	47.4	49.5
Female	50.2	46.1	54.2	52.6	50.5
N of Valid	215	219	179	152	765
N of Miss	3	4	1	1	9

Table 2: Age

Response	6	8	10	12	Total
10 or younger	0.0	0.0	0.0	0.0	0.0
11	66.8	0.0	0.0	0.0	18.9
12	30.4	0.9	0.0	0.0	8.9
13	2.8	62.1	0.0	0.0	18.5
14	0.0	32.0	0.6	0.0	9.2
15	0.0	5.0	67.6	0.0	17.2
16	0.0	0.0	28.5	0.7	6.8
17	0.0	0.0	3.4	64.1	13.5
18	0.0	0.0	0.0	33.3	6.6
19 or older	0.0	0.0	0.0	2.0	0.4
N of Valid	217	219	179	153	768
N of Miss	1	4	1	0	6

Table 3: Are you Hispanic or Latino?

Response	6	8	10	12	Total
No	97.0	95.0	96.5	98.0	96.5
Yes	3.0	5.0	3.5	2.0	3.5
N of Valid	199	218	173	151	741
N of Miss	19	5	7	2	33

Table 4: What is your race? Black or African American



Response	6	8	10	12	Total	
No	99.5	99.1	100.0	100.0	99.6	
Yes	0.5	0.9	0.0	0.0	0.4	
N of Valid	218	223	180	153	774	
N of Miss	0	0	0	0	0	

Table 5: What is your race? Asian



Response	6	8	10	12	Total	
No	99.5	99.6	99.4	100.0	99.6	
Yes	0.5	0.4	0.6	0.0	0.4	
N of Valid	218	223	180	153	774	
N of Miss	0	0	0	0	0	

Table 6: What is your race? American Indian



Response	6	8	10	12	Total	
No	96.3	95.5	96.7	98.7	96.6	
Yes	3.7	4.5	3.3	1.3	3.4	
N of Valid	218	223	180	153	774	
N of Miss	0	0	0	0	0	

Table 7: What is your race? Alaska Native



Response	6	8	10	12	Total	
No	99.5	100.0	99.4	100.0	99.7	
Yes	0.5	0.0	0.6	0.0	0.3	
N of Valid	218	223	180	153	774	
N of Miss	0	0	0	0	0	

Table 8: What is your race? White



Response	6	8	10	12	Total
No	8.3	7.6	5.6	1.3	6.1 
Yes	91.7	92.4	94.4	98.7	93.9 
N of Valid	218	223	180	153	774
N of Miss	0	0	0	0	0

Table 9: What is your race? Native Hawaiian or Other Pacific Islander



Response	6	8	10	12	Total
No	99.5	99.1	99.4	100.0	99.5 
Yes	0.5	0.9	0.6	0.0	0.5 
N of Valid	218	223	180	153	774
N of Miss	0	0	0	0	0

Table 10: What is your race? Other



Response	6	8	10	12	Total
No	96.8	96.0	99.4	98.7	97.5 
Yes	3.2	4.0	0.6	1.3	2.5 
N of Valid	218	223	180	153	774
N of Miss	0	0	0	0	0

Table 11: What is the highest level of schooling completed by your mother or father?

Response	6	8	10	12	Total
Completed grade school or less	1.4	0.9	0.0	0.7	0.8
Some high school	2.4	8.4	5.1	8.5	6.0
Completed high school	18.7	21.9	19.9	24.8	21.1
Some college	18.2	18.1	26.7	22.9	21.1
Completed college	18.7	23.3	22.2	29.4	23.0
Graduate or professional school after college	8.1	6.5	8.0	5.2	7.0
Don't know	31.1	20.0	16.5	6.5	19.5
Does not apply	1.4	0.9	1.7	2.0	1.5
N of Valid	209	215	176	153	753
N of Miss	9	8	4	0	21

Table 12: Think of where you live most of the time. Which of the following people live there with you? Mother

Response	6	8	10	12	Total
No	14.2	17.5	18.3	16.3	16.5
Yes	85.8	82.5	81.7	83.7	83.5
N of Valid	218	223	180	153	774
N of Miss	0	0	0	0	0

Table 13: Think of where you live most of the time. Which of the following people live there with you? Stepmother

Response	6	8	10	12	Total
No	95.0	93.3	91.1	94.1	93.4
Yes	5.0	6.7	8.9	5.9	6.6
N of Valid	218	223	180	153	774
N of Miss	0	0	0	0	0

Table 14: Think of where you live most of the time. Which of the following people live there with you? Foster Mother



Response	6	8	10	12	Total	
No	99.5	98.7	100.0	100.0	99.5	
Yes	0.5	1.3	0.0	0.0	0.5	
N of Valid	218	223	180	153	774	
N of Miss	0	0	0	0	0	

Table 15: Think of where you live most of the time. Which of the following people live there with you? Grandmother



Response	6	8	10	12	Total	
No	88.5	88.3	91.7	94.1	90.3	
Yes	11.5	11.7	8.3	5.9	9.7	
N of Valid	218	223	180	153	774	
N of Miss	0	0	0	0	0	

Table 16: Think of where you live most of the time. Which of the following people live there with you? Aunt



Response	6	8	10	12	Total	
No	96.3	96.4	98.3	97.4	97.0	
Yes	3.7	3.6	1.7	2.6	3.0	
N of Valid	218	223	180	153	774	
N of Miss	0	0	0	0	0	

Table 17: Think of where you live most of the time. Which of the following people live there with you? Father



Response	6	8	10	12	Total	
No	34.4	41.7	36.1	43.1	38.6	
Yes	65.6	58.3	63.9	56.9	61.4	
N of Valid	218	223	180	153	774	
N of Miss	0	0	0	0	0	

Table 18: Think of where you live most of the time. Which of the following people live there with you? Stepfather



Response	6	8	10	12	Total	
No	86.7	78.9	85.6	77.8	82.4	
Yes	13.3	21.1	14.4	22.2	17.6	
N of Valid	218	223	180	153	774	
N of Miss	0	0	0	0	0	

Table 19: Think of where you live most of the time. Which of the following people live there with you? Foster Father



Response	6	8	10	12	Total	
No	99.5	99.1	100.0	100.0	99.6	
Yes	0.5	0.9	0.0	0.0	0.4	
N of Valid	218	223	180	153	774	
N of Miss	0	0	0	0	0	

Table 20: Think of where you live most of the time. Which of the following people live there with you? Grandfather



Response	6	8	10	12	Total	
No	94.0	92.8	95.0	99.3	95.0	
Yes	6.0	7.2	5.0	0.7	5.0	
N of Valid	218	223	180	153	774	
N of Miss	0	0	0	0	0	

Table 21: Think of where you live most of the time. Which of the following people live there with you? Uncle



Response	6	8	10	12	Total	
No	94.5	95.1	97.8	96.7	95.9	
Yes	5.5	4.9	2.2	3.3	4.1	
N of Valid	218	223	180	153	774	
N of Miss	0	0	0	0	0	

Table 22: Think of where you live most of the time. Which of the following people live there with you? Other Adults



Response	6	8	10	12	Total	
No	97.7	96.9	96.1	98.7	97.3	
Yes	2.3	3.1	3.9	1.3	2.7	
N of Valid	218	223	180	153	774	
N of Miss	0	0	0	0	0	

Table 23: Think of where you live most of the time. Which of the following people live there with you? Brother(s)



Response	6	8	10	12	Total	
No	56.4	51.1	62.8	65.4	58.1	
Yes	43.6	48.9	37.2	34.6	41.9	
N of Valid	218	223	180	153	774	
N of Miss	0	0	0	0	0	

Table 24: Think of where you live most of the time. Which of the following people live there with you? Stepbrother(s)



Response	6	8	10	12	Total	
No	96.3	91.9	97.2	92.2	94.4	
Yes	3.7	8.1	2.8	7.8	5.6	
N of Valid	218	223	180	153	774	
N of Miss	0	0	0	0	0	

Table 25: Think of where you live most of the time. Which of the following people live there with you? Sister(s)



Response	6	8	10	12	Total	
No	61.9	60.5	59.4	71.2	62.8	
Yes	38.1	39.5	40.6	28.8	37.2	
N of Valid	218	223	180	153	774	
N of Miss	0	0	0	0	0	

Table 26: Think of where you live most of the time. Which of the following people live there with you? Stepsister(s)



Response	6	8	10	12	Total	
No	95.4	94.2	95.6	95.4	95.1	
Yes	4.6	5.8	4.4	4.6	4.9	
N of Valid	218	223	180	153	774	
N of Miss	0	0	0	0	0	

Table 27: Think of where you live most of the time. Which of the following people live there with you? Other Children



Response	6	8	10	12	Total	
No	96.3	96.9	96.1	97.4	96.6	
Yes	3.7	3.1	3.9	2.6	3.4	
N of Valid	218	223	180	153	774	
N of Miss	0	0	0	0	0	

Table 28: In my school, students have lots of chances to help decide things like class activities and rules.





Response	6	8	10	12	Total	
NO!	16.0	13.2	16.2	17.0	15.5	
no	43.7	36.1	35.2	34.6	37.6	
yes	32.5	42.0	38.5	41.2	38.4	
YES!	7.8	8.7	10.1	7.2	8.5	
N of Valid	206	219	179	153	757	
N of Miss	12	4	1	0	17	

Table 29: Teachers ask me to work on special classroom projects.


Response	6	8	10	12	Total	
NO!	6.6	10.5	9.5	3.9	7.9	
no	34.9	43.8	45.8	41.8	41.4	
yes	49.5	39.3	39.7	45.8	43.5	
YES!	9.0	6.4	5.0	8.5	7.2	
N of Valid	212	219	179	153	763	
N of Miss	6	4	1	0	11	

Table 30: My teacher(s) notices when I am doing a good job and lets me know about it.


Response	6	8	10	12	Total	
NO!	3.3	3.7	4.5	3.9	3.8	
no	10.2	15.7	22.9	24.2	17.5	
yes	51.6	52.5	57.0	56.2	54.1	
YES!	34.9	28.1	15.6	15.7	24.6	
N of Valid	215	217	179	153	764	
N of Miss	3	6	1	0	10	

Table 31: There are lots of chances for students in my school to get involved in sports, clubs, and other school activities outside of class.


Response	6	8	10	12	Total	
NO!	0.9	0.0	1.1	1.3	0.8	
no	7.4	6.5	2.8	3.9	5.3	
yes	44.2	24.4	32.2	39.2	34.8	
YES!	47.5	69.1	63.9	55.6	59.1	
N of Valid	217	217	180	153	767	
N of Miss	1	6	0	0	7	

Table 32: There are lots of chances for students in my school to talk with a teacher one-on-one.

Response	6	8	10	12	Total
NO!	2.3	2.3	5.0	4.6	3.4
no	17.7	14.5	21.1	14.4	16.9
yes	48.8	48.6	45.6	59.5	50.1
YES!	31.2	34.6	28.3	21.6	29.5
N of Valid	215	214	180	153	762
N of Miss	3	9	0	0	12

Table 33: I feel safe at my school.

Response	6	8	10	12	Total
NO!	2.3	2.3	3.3	4.6	3.0
no	9.7	11.6	11.7	8.5	10.5
yes	35.6	47.0	53.3	54.2	46.7
YES!	52.3	39.1	31.7	32.7	39.8
N of Valid	216	215	180	153	764
N of Miss	2	8	0	0	10

Table 34: The school lets my parents know when I have done something well.

Response	6	8	10	12	Total
NO!	8.4	15.8	13.3	15.1	13.0
no	28.5	36.7	52.8	51.3	41.1
yes	44.9	36.7	25.0	27.6	34.4
YES!	18.2	10.7	8.9	5.9	11.4
N of Valid	214	215	180	152	761
N of Miss	4	8	0	1	13

Table 35: My teachers praise me when I work hard in school.





Response	6	8	10	12	Total	
NO!	14.6	10.1	8.3	8.6	10.6	
no	26.4	37.3	42.8	43.4	36.8	
yes	43.4	37.8	40.6	33.6	39.2	
YES!	15.6	14.7	8.3	14.5	13.4	
N of Valid	212	217	180	152	761	
N of Miss	6	6	0	1	13	

Table 36: Are your school grades better than the grades of most students in your class?





Response	6	8	10	12	Total	
NO!	10.2	7.8	8.4	6.5	8.4	
no	39.5	36.1	35.8	28.8	35.5	
yes	34.0	42.5	38.0	45.1	39.6	
YES!	16.3	13.7	17.9	19.6	16.6	
N of Valid	215	219	179	153	766	
N of Miss	3	4	1	0	8	

Table 37: I have lots of chances to be part of class discussions or activities.





Response	6	8	10	12	Total	
NO!	2.8	3.2	3.4	3.3	3.1	
no	14.6	15.1	16.2	11.1	14.4	
yes	47.9	55.0	55.9	62.1	54.7	
YES!	34.7	26.6	24.6	23.5	27.8	
N of Valid	213	218	179	153	763	
N of Miss	5	5	1	0	11	

Table 38: Now thinking back over the past year in school, how often did you: enjoy being in school?






Response	6	8	10	12	Total	
Never	9.0	5.0	7.2	6.6	7.0	
Seldom	15.6	16.5	21.1	18.4	17.7	
Sometimes	27.8	32.6	34.4	36.2	32.4	
Often	22.6	31.7	27.2	30.9	28.0	
Almost always	25.0	14.2	10.0	7.9	15.0	
N of Valid	212	218	180	152	762	
N of Miss	6	5	0	1	12	

Table 39: Now thinking back over the past year in school, how often did you: hate being in school?






Response	6	8	10	12	Total	
Never	16.1	7.8	2.2	1.3	7.5	
Seldom	28.9	36.4	22.2	27.6	29.2	
Sometimes	28.4	31.8	37.2	32.2	32.2	
Often	14.2	15.7	27.8	25.0	20.0	
Almost always	12.3	8.3	10.6	13.8	11.1	
N of Valid	211	217	180	152	760	
N of Miss	7	6	0	1	14	

Table 40: Now thinking back over the past year in school, how often did you: try to do your best work in school?






Response	6	8	10	12	Total	
Never	0.5	0.5	1.7	1.3	0.9	
Seldom	0.5	3.2	6.7	4.0	3.4	
Sometimes	8.9	10.6	22.2	26.5	16.0	
Often	18.8	37.8	27.8	37.1	30.0	
Almost always	71.4	47.9	41.7	31.1	49.7	
N of Valid	213	217	180	151	761	
N of Miss	5	6	0	2	13	

Table 41: How often do you feel that the school work you are assigned is meaningful and important?






Response	6	8	10	12	Total	
Never	4.3	6.0	10.1	7.9	6.9	
Seldom	6.2	15.7	30.2	28.3	19.0	
Sometimes	28.6	37.5	35.2	39.5	34.9	
Often	29.5	27.3	17.9	17.1	23.6	
Almost always	31.4	13.4	6.7	7.2	15.6	
N of Valid	210	216	179	152	757	
N of Miss	8	7	1	1	17	

Table 42: Putting them all together, what were your grades like last year?






Response	6	8	10	12	Total	
Mostly F's	1.0	1.9	0.6	1.3	1.2	
Mostly D's	4.8	4.3	7.8	1.3	4.7	
Mostly C's	14.4	23.3	20.6	25.0	20.5	
Mostly B's	42.8	42.4	41.7	41.4	42.1	
Mostly A's	37.0	28.1	29.4	30.9	31.5	
N of Valid	208	210	180	152	750	
N of Miss	10	13	0	1	24	

Table 43: How important do you think the things you are learning in school are going to be for your later life?






Response	6	8	10	12	Total	
Very important	55.3	24.8	12.8	14.4	28.5	
Quite important	22.8	35.3	28.9	26.1	28.5	
Fairly important	15.3	28.9	28.9	37.3	26.8	
Slightly important	5.6	8.7	25.6	18.3	13.7	
Not at all important	0.9	2.3	3.9	3.9	2.6	
N of Valid	215	218	180	153	766	
N of Miss	3	5	0	0	8	

Table 44: How interesting are most of your courses to you?






Response	6	8	10	12	Total	
Very interesting and stimulating	14.8	2.8	3.9	4.6	6.7	
Quite interesting	35.2	26.5	12.8	21.6	24.7	
Fairly interesting	29.5	41.9	41.7	43.8	38.8	
Slightly dull	14.8	21.4	33.9	20.9	22.4	
Very dull	5.7	7.4	7.8	9.2	7.4	
N of Valid	210	215	180	153	758	
N of Miss	8	8	0	0	16	

Table 45: During the LAST FOUR WEEKS how many whole days of school have you missed because you skipped or 'cut'?








Response	6	8	10	12	Total	
None	76.7	79.4	82.7	61.2	75.8	
1	9.7	8.3	7.8	12.5	9.4	
2	5.8	6.0	3.9	11.2	6.5	
3	3.4	2.3	4.5	7.9	4.2	
4-5	3.9	3.2	0.6	3.9	2.9	
6-10	0.5	0.5	0.6	2.6	0.9	
11 or more	0.0	0.5	0.0	0.7	0.3	
N of Valid	206	218	179	152	755	
N of Miss	12	5	1	1	19	

Table 46: Think of your four best friends (the friends you feel closest to). In the past year (12 months), how many of your best friends have: participated in clubs, organizations or activities at school?






Response	6	8	10	12	Total	
0	17.0	11.0	4.4	11.8	11.3	
1	15.1	10.5	10.0	5.9	10.7	
2	11.3	20.1	15.0	15.1	15.5	
3	18.4	16.9	17.2	15.8	17.2	
4	38.2	41.6	53.3	51.3	45.3	
N of Valid	212	219	180	152	763	
N of Miss	6	4	0	1	11	

Table 47: Think of your four best friends (the friends you feel closest to). In the past year (12 months), how many of your best friends have: smoked cigarettes?






Response	6	8	10	12	Total	
0	87.0	67.1	42.8	32.9	60.2	
1	8.3	16.4	17.8	15.1	14.2	
2	2.3	7.3	15.6	19.7	10.3	
3	0.9	5.0	8.3	10.5	5.7	
4	1.4	4.1	15.6	21.7	9.5	
N of Valid	216	219	180	152	767	
N of Miss	2	4	0	1	7	

Table 48: Think of your four best friends (the friends you feel closest to). In the past year (12 months), how many of your best friends have: tried beer, wine or hard liquor (for example, vodka, whiskey, or gin) when their parents didn't know about it?






Response	6	8	10	12	Total	
0	80.4	49.5	27.2	19.7	47.0	
1	10.3	22.5	10.6	8.6	13.5	
2	5.6	14.2	15.6	16.4	12.6	
3	1.4	6.0	15.6	8.6	7.5	
4	2.3	7.8	31.1	46.7	19.5	
N of Valid	214	218	180	152	764	
N of Miss	4	5	0	1	10	

Table 49: Think of your four best friends (the friends you feel closest to). In the past year (12 months), how many of your best friends have: made a commitment to stay drug-free?






Response	6	8	10	12	Total	
0	14.6	17.6	23.3	31.4	20.9	
1	5.2	9.7	20.6	19.0	12.9	
2	2.3	9.7	11.7	13.1	8.8	
3	9.4	9.7	15.0	11.8	11.3	
4	68.5	53.2	29.4	24.8	46.2	
N of Valid	213	216	180	153	762	
N of Miss	5	7	0	0	12	

Table 50: Think of your four best friends (the friends you feel closest to). In the past year (12 months), how many of your best friends have: used marijuana?






Response	6	8	10	12	Total	
0	97.2	84.5	51.7	43.4	72.3	
1	2.3	6.8	11.8	13.2	8.0	
2	0.0	3.6	17.4	10.5	7.2	
3	0.0	2.3	8.4	13.2	5.2	
4	0.5	2.7	10.7	19.7	7.3	
N of Valid	215	220	178	152	765	
N of Miss	3	3	2	1	9	

Table 51: Think of your four best friends (the friends you feel closest to). In the past year (12 months), how many of your best friends have: tried to do well in school?






Response	6	8	10	12	Total	
0	2.8	5.0	2.8	4.6	3.8	
1	3.3	4.6	7.8	4.0	4.8	
2	9.3	9.2	19.0	16.6	13.0	
3	16.3	21.6	22.3	23.2	20.6	
4	68.4	59.6	48.0	51.7	57.8	
N of Valid	215	218	179	151	763	
N of Miss	3	5	1	2	11	

Table 52: Think of your four best friends (the friends you feel closest to). In the past year (12 months), how many of your best friends have: used LSD, cocaine, amphetamines, or other illegal drugs?






Response	6	8	10	12	Total	
0	98.1	90.4	76.1	74.5	86.1	
1	0.5	5.5	13.1	11.1	7.0	
2	0.0	3.2	7.4	7.2	4.1	
3	0.9	0.5	1.7	2.6	1.3	
4	0.5	0.5	1.7	4.6	1.6	
N of Valid	213	219	176	153	761	
N of Miss	5	4	4	0	13	

Table 53: Think of your four best friends (the friends you feel closest to). In the past year (12 months), how many of your best friends have: been suspended from school?






Response	6	8	10	12	Total	
0	76.1	67.1	63.7	74.5	70.3	
1	17.4	16.0	15.6	16.3	16.4	
2	2.8	9.6	12.8	4.6	7.5	
3	1.9	4.6	5.0	2.6	3.5	
4	1.9	2.7	2.8	2.0	2.4	
N of Valid	213	219	179	153	764	
N of Miss	5	4	1	0	10	

Table 54: Think of your four best friends (the friends you feel closest to). In the past year (12 months), how many of your best friends have: liked school?






Response	6	8	10	12	Total	
0	22.3	23.2	31.3	27.2	25.6	
1	9.3	13.2	15.1	13.9	12.7	
2	20.5	25.5	21.8	18.5	21.8	
3	24.2	16.4	9.5	16.6	17.0	
4	23.7	21.8	22.3	23.8	22.9	
N of Valid	215	220	179	151	765	
N of Miss	3	3	1	2	9	

Table 55: Think of your four best friends (the friends you feel closest to). In the past year (12 months), how many of your best friends have: carried a handgun?






Response	6	8	10	12	Total	
0	96.2	92.2	88.2	87.6	91.5	
1	0.9	6.0	5.1	7.2	4.6	
2	0.9	0.5	2.8	1.3	1.3	
3	0.0	0.5	1.7	0.0	0.5	
4	1.9	0.9	2.2	3.9	2.1	
N of Valid	212	218	178	153	761	
N of Miss	6	5	2	0	13	

Table 56: Think of your four best friends (the friends you feel closest to). In the past year (12 months), how many of your best friends have: sold illegal drugs?






Response	6	8	10	12	Total	
0	99.1	94.1	83.1	75.8	89.3	
1	0.9	2.3	10.7	10.5	5.5	
2	0.0	1.8	2.2	6.5	2.4	
3	0.0	0.0	1.7	3.3	1.0	
4	0.0	1.8	2.2	3.9	1.8	
N of Valid	214	219	178	153	764	
N of Miss	4	4	2	0	10	

Table 57: Think of your four best friends (the friends you feel closest to). In the past year (12 months), how many of your best friends have: regularly attended religious services?






Response	6	8	10	12	Total	
0	24.8	9.8	11.7	19.0	16.2	
1	9.2	10.7	15.1	22.2	13.7	
2	15.0	21.9	29.6	23.5	22.2	
3	23.8	20.5	17.9	20.3	20.7	
4	27.2	37.2	25.7	15.0	27.2	
N of Valid	206	215	179	153	753	
N of Miss	12	8	1	0	21	

Table 58: Think of your four best friends (the friends you feel closest to). In the past year (12 months), how many of your best friends have: stolen or tried to steal a motor vehicle such as a car or motorcycle?






Response	6	8	10	12	Total	
0	98.1	94.6	88.3	96.1	94.4	
1	1.9	2.7	7.8	2.6	3.7	
2	0.0	0.9	2.8	0.7	1.0	
3	0.0	0.9	0.6	0.7	0.5	
4	0.0	0.9	0.6	0.0	0.4	
N of Valid	214	221	179	153	767	
N of Miss	4	2	1	0	7	

Table 59: Think of your four best friends (the friends you feel closest to). In the past year (12 months), how many of your best friends have: been arrested?


Response	6	8	10	12	Total	
0	95.3	82.4	74.9	77.1	83.2	
1	4.7	10.4	14.5	11.1	9.9	
2	0.0	2.7	4.5	7.2	3.3	
3	0.0	1.4	2.2	1.3	1.2	
4	0.0	3.2	3.9	3.3	2.5	
N of Valid	215	221	179	153	768	
N of Miss	3	2	1	0	6	

Table 60: Think of your four best friends (the friends you feel closest to). In the past year (12 months), how many of your best friends have: dropped out of school?


Response	6	8	10	12	Total	
0	95.8	96.8	89.4	79.7	91.4	
1	4.2	2.7	6.7	12.4	6.0	
2	0.0	0.0	3.4	5.2	1.8	
3	0.0	0.0	0.0	2.0	0.4	
4	0.0	0.5	0.6	0.7	0.4	
N of Valid	215	221	179	153	768	
N of Miss	3	2	1	0	6	

Table 61: Think of your four best friends (the friends you feel closest to). In the past year (12 months), how many of your best friends have: been members of a gang?


Response	6	8	10	12	Total	
0	94.8	90.4	86.6	92.2	91.1	
1	2.8	4.6	8.9	4.6	5.1	
2	0.9	2.7	1.1	0.0	1.3	
3	0.9	0.9	1.1	0.7	0.9	
4	0.5	1.4	2.2	2.6	1.6	
N of Valid	213	219	179	153	764	
N of Miss	5	4	1	0	10	

Table 62: What are the chances you would be seen as cool if you: smoked cigarettes?






Response	6	8	10	12	Total	
No or very little chance	82.8	68.2	53.6	50.7	65.3	
Little chance	9.1	18.0	27.9	25.7	19.4	
Some chance	4.3	6.5	12.3	13.2	8.6	
Pretty good chance	2.4	4.6	4.5	6.6	4.4	
Very good chance	1.4	2.8	1.7	3.9	2.4	
N of Valid	209	217	179	152	757	
N of Miss	9	6	1	1	17	

Table 63: What are the chances you would be seen as cool if you: worked hard at school?






Response	6	8	10	12	Total	
No or very little chance	10.4	13.7	16.2	19.1	14.5	
Little chance	11.8	14.6	19.0	23.0	16.6	
Some chance	10.9	21.0	32.4	33.6	23.4	
Pretty good chance	21.3	28.3	20.7	13.2	21.6	
Very good chance	45.5	22.4	11.7	11.2	24.0	
N of Valid	211	219	179	152	761	
N of Miss	7	4	1	1	13	

Table 64: What are the chances you would be seen as cool if you: began drinking alcoholic beverages regularly, that is, at least once or twice a month?






Response	6	8	10	12	Total	
No or very little chance	82.0	53.2	27.0	25.7	49.5	
Little chance	8.1	21.1	14.0	15.1	14.6	
Some chance	6.2	12.4	24.7	22.4	15.5	
Pretty good chance	0.9	9.6	18.5	15.8	10.5	
Very good chance	2.8	3.7	15.7	21.1	9.7	
N of Valid	211	218	178	152	759	
N of Miss	7	5	2	1	15	

Table 65: What are the chances you would be seen as cool if you: defended someone who was being verbally abused at school?

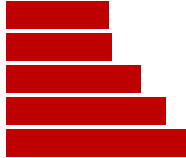
Response	6	8	10	12	Total	
No or very little chance	15.9	16.1	11.7	13.2	14.4	
Little chance	10.1	15.6	14.5	19.7	14.7	
Some chance	13.9	13.8	27.9	25.7	19.6	
Pretty good chance	21.6	23.4	24.0	27.0	23.8	
Very good chance	38.5	31.2	21.8	14.5	27.6	
N of Valid	208	218	179	152	757	
N of Miss	10	5	1	1	17	

Table 66: What are the chances you would be seen as cool if you: smoked marijuana?


Response	6	8	10	12	Total	
No or very little chance	90.1	77.0	49.4	46.4	68.0	
Little chance	5.7	10.1	19.1	17.0	12.4	
Some chance	1.9	5.1	15.7	17.0	9.1	
Pretty good chance	0.9	3.2	7.9	11.8	5.4	
Very good chance	1.4	4.6	7.9	7.8	5.1	
N of Valid	212	217	178	153	760	
N of Miss	6	6	2	0	14	

Table 67: What are the chances you would be seen as cool if you: carried a handgun?


Response	6	8	10	12	Total	
No or very little chance	87.1	76.3	71.9	78.4	78.7	
Little chance	7.7	12.3	15.7	8.5	11.1	
Some chance	2.4	5.0	8.4	4.6	5.0	
Pretty good chance	1.0	3.7	1.1	2.6	2.1	
Very good chance	1.9	2.7	2.8	5.9	3.2	
N of Valid	209	219	178	153	759	
N of Miss	9	4	2	0	15	

Table 68: What are the chances you would be seen as cool if you: regularly volunteered to do community service?






Response	6	8	10	12	Total	
No or very little chance	27.5	33.8	35.4	41.2	33.9	
Little chance	17.5	20.5	23.6	18.3	20.0	
Some chance	15.6	21.5	24.7	25.5	21.4	
Pretty good chance	13.7	16.4	11.8	10.5	13.4	
Very good chance	25.6	7.8	4.5	4.6	11.3	
N of Valid	211	219	178	153	761	
N of Miss	7	4	2	0	13	

Table 69: How old were you when you first: smoked marijuana?










Response	6	8	10	12	Total	
Never	99.1	91.4	65.0	57.2	80.6	
10 or younger	0.5	3.2	1.7	1.3	1.7	
11	0.5	1.4	1.7	4.6	1.8	
12	0.0	0.9	4.4	2.0	1.7	
13	0.0	2.3	5.6	7.9	3.5	
14	0.0	0.9	10.6	11.2	4.9	
15	0.0	0.0	10.0	2.6	2.9	
16	0.0	0.0	1.1	4.6	1.2	
17 or older	0.0	0.0	0.0	8.6	1.7	
N of Valid	216	220	180	152	768	
N of Miss	2	3	0	1	6	

Table 70: How old were you when you first: smoked a cigarette, even just a puff?










Response	6	8	10	12	Total	
Never	86.9	68.0	48.9	31.4	61.5	
10 or younger	9.8	14.6	12.8	15.0	12.9	
11	2.8	4.1	8.3	6.5	5.2	
12	0.5	6.4	8.9	8.5	5.7	
13	0.0	6.8	12.2	9.2	6.7	
14	0.0	0.0	5.6	8.5	3.0	
15	0.0	0.0	3.3	3.3	1.4	
16	0.0	0.0	0.0	7.8	1.6	
17 or older	0.0	0.0	0.0	9.8	2.0	
N of Valid	214	219	180	153	766	
N of Miss	4	4	0	0	8	

Table 71: How old were you when you first: had more than a sip or two of beer, wine or hard liquor (for example, vodka, whiskey, or gin)?










Response	6	8	10	12	Total	
Never	74.1	50.2	30.0	15.8	45.4	
10 or younger	19.4	15.5	6.1	11.2	13.6	
11	5.1	8.2	8.3	4.6	6.6	
12	0.9	10.0	10.0	7.9	7.0	
13	0.5	14.6	13.3	13.2	10.0	
14	0.0	1.4	18.3	13.8	7.4	
15	0.0	0.0	11.7	15.8	5.9	
16	0.0	0.0	1.7	10.5	2.5	
17 or older	0.0	0.0	0.6	7.2	1.6	
N of Valid	216	219	180	152	767	
N of Miss	2	4	0	1	7	

Table 72: How old were you when you first: began drinking alcoholic beverages regularly, that is, at least once or twice a month?










Response	6	8	10	12	Total	
Never	97.7	89.5	62.2	38.2	75.3	
10 or younger	2.3	2.3	0.0	0.7	1.4	
11	0.0	1.8	1.1	1.3	1.0	
12	0.0	2.3	2.8	3.3	2.0	
13	0.0	3.6	4.4	4.6	3.0	
14	0.0	0.5	11.7	10.5	4.9	
15	0.0	0.0	16.1	9.2	5.6	
16	0.0	0.0	1.7	19.7	4.3	
17 or older	0.0	0.0	0.0	12.5	2.5	
N of Valid	217	220	180	152	769	
N of Miss	1	3	0	1	5	

Table 73: How old were you when you first: used phenoxydine (pox, px, breeze)?


Response	6	8	10	12	Total	
Never	100.0	100.0	100.0	100.0	100.0	
10 or younger	0.0	0.0	0.0	0.0	0.0	
11	0.0	0.0	0.0	0.0	0.0	
12	0.0	0.0	0.0	0.0	0.0	
13	0.0	0.0	0.0	0.0	0.0	
14	0.0	0.0	0.0	0.0	0.0	
15	0.0	0.0	0.0	0.0	0.0	
16	0.0	0.0	0.0	0.0	0.0	
17 or older	0.0	0.0	0.0	0.0	0.0	
N of Valid	214	218	179	152	763	
N of Miss	4	5	1	1	11	

Table 74: How old were you when you first: got suspended from school?










Response	6	8	10	12	Total	
Never	91.2	83.8	79.3	85.5	85.2	
10 or younger	6.0	6.8	3.9	4.6	5.5	
11	2.3	3.6	1.7	1.3	2.3	
12	0.5	1.4	4.5	1.3	1.8	
13	0.0	2.3	2.2	1.3	1.4	
14	0.0	1.4	3.9	1.3	1.6	
15	0.0	0.5	3.9	0.7	1.2	
16	0.0	0.0	0.6	2.0	0.5	
17 or older	0.0	0.5	0.0	2.0	0.5	
N of Valid	215	222	179	152	768	
N of Miss	3	1	1	1	6	

Table 75: How old were you when you first: got arrested?










Response	6	8	10	12	Total	
Never	99.1	96.8	90.0	85.5	93.6	
10 or younger	0.0	0.0	0.0	1.3	0.3	
11	0.9	0.9	2.8	0.0	1.2	
12	0.0	1.8	0.6	0.7	0.8	
13	0.0	0.0	1.1	0.7	0.4	
14	0.0	0.5	1.7	1.3	0.8	
15	0.0	0.0	3.3	1.3	1.0	
16	0.0	0.0	0.6	6.6	1.4	
17 or older	0.0	0.0	0.0	2.6	0.5	
N of Valid	216	218	180	152	766	
N of Miss	2	5	0	1	8	

Table 76: How old were you when you first: carried a handgun?










Response	6	8	10	12	Total	
Never	94.4	91.7	89.4	91.3	91.9	
10 or younger	2.3	3.7	3.9	2.7	3.2	
11	3.3	1.9	2.8	0.0	2.1	
12	0.0	0.9	0.6	0.7	0.5	
13	0.0	0.9	1.1	0.0	0.5	
14	0.0	0.0	1.1	2.0	0.7	
15	0.0	0.9	0.6	1.3	0.7	
16	0.0	0.0	0.6	0.7	0.3	
17 or older	0.0	0.0	0.0	1.3	0.3	
N of Valid	215	216	180	150	761	
N of Miss	3	7	0	3	13	

Table 77: How old were you when you first: attacked someone with the idea of seriously hurting them?










Response	6	8	10	12	Total	
Never	87.4	80.9	77.2	74.3	80.5	
10 or younger	5.6	5.5	1.1	6.6	4.7	
11	6.5	3.2	2.2	1.3	3.5	
12	0.5	3.2	3.9	3.3	2.6	
13	0.0	5.0	3.9	2.0	2.7	
14	0.0	1.8	5.0	0.7	1.8	
15	0.0	0.5	5.0	2.6	1.8	
16	0.0	0.0	1.7	5.9	1.6	
17 or older	0.0	0.0	0.0	3.3	0.7	
N of Valid	214	220	180	152	766	
N of Miss	4	3	0	1	8	

Table 78: How old were you when you first: belonged to a gang?









Response	6	8	10	12	Total	
Never	97.2	97.2	93.9	95.4	96.1	
10 or younger	0.9	0.9	0.6	1.3	0.9	
11	1.4	0.5	0.0	0.7	0.7	
12	0.5	0.5	1.1	0.0	0.5	
13	0.0	0.9	2.8	0.0	0.9	
14	0.0	0.0	0.6	0.0	0.1	
15	0.0	0.0	1.1	1.3	0.5	
16	0.0	0.0	0.0	0.0	0.0	
17 or older	0.0	0.0	0.0	1.3	0.3	
N of Valid	214	218	180	152	764	
N of Miss	4	5	0	1	10	

Table 79: How wrong do you think it is for someone your age to: take a handgun to school?





Response	6	8	10	12	Total	
Very wrong	89.4	84.0	86.1	89.4	87.1	
Wrong	8.8	14.2	9.4	6.6	10.0	
A little bit wrong	0.9	1.8	3.9	1.3	2.0	
Not wrong at all	0.9	0.0	0.6	2.6	0.9	
N of Valid	217	219	180	151	767	
N of Miss	1	4	0	2	7	

Table 80: How wrong do you think it is for someone your age to: steal anything worth more than \$5?





Response	6	8	10	12	Total	
Very wrong	65.3	58.4	51.1	62.7	59.5	
Wrong	27.3	33.8	34.4	26.7	30.7	
A little bit wrong	5.1	7.8	12.8	10.0	8.6	
Not wrong at all	2.3	0.0	1.7	0.7	1.2	
N of Valid	216	219	180	150	765	
N of Miss	2	4	0	3	9	

Table 81: How wrong do you think it is for someone your age to: pick a fight with someone?





Response	6	8	10	12	Total	
Very wrong	53.5	29.0	29.2	27.5	35.6	
Wrong	26.5	40.3	32.0	33.6	33.2	
A little bit wrong	15.3	22.2	30.9	27.5	23.3	
Not wrong at all	4.7	8.6	7.9	11.4	7.9	
N of Valid	215	221	178	149	763	
N of Miss	3	2	2	4	11	

Table 82: How wrong do you think it is for someone your age to: attack someone with the idea of seriously hurting them?





Response	6	8	10	12	Total	
Very wrong	81.9	59.5	58.1	52.3	64.1	
Wrong	11.2	25.9	27.4	27.8	22.5	
A little bit wrong	5.1	12.3	10.6	12.6	9.9	
Not wrong at all	1.9	2.3	3.9	7.3	3.5	
N of Valid	215	220	179	151	765	
N of Miss	3	3	1	2	9	

Table 83: How wrong do you think it is for someone your age to: stay away from school all day when their parents think they are at school?





Response	6	8	10	12	Total	
Very wrong	78.1	60.8	43.9	33.8	56.4	
Wrong	14.9	27.0	31.1	25.8	24.3	
A little bit wrong	3.7	9.0	17.2	30.5	13.7	
Not wrong at all	3.3	3.2	7.8	9.9	5.6	
N of Valid	215	222	180	151	768	
N of Miss	3	1	0	2	6	

Table 84: How wrong do you think it is for someone your age to: drink beer, wine or hard liquor (for example, vodka, whiskey, or gin) regularly?





Response	6	8	10	12	Total	
Very wrong	82.4	62.1	40.2	25.8	55.6	
Wrong	11.1	19.2	14.0	18.5	15.6	
A little bit wrong	4.2	13.7	24.6	31.1	17.0	
Not wrong at all	2.3	5.0	21.2	24.5	11.9	
N of Valid	216	219	179	151	765	
N of Miss	2	4	1	2	9	

Table 85: How wrong do you think it is for someone your age to: smoke cigarettes?





Response	6	8	10	12	Total	
Very wrong	83.9	65.5	50.0	28.5	59.8	
Wrong	10.1	20.0	18.3	23.2	17.4	
A little bit wrong	4.1	9.5	16.1	21.2	11.8	
Not wrong at all	1.8	5.0	15.6	27.2	10.9	
N of Valid	217	220	180	151	768	
N of Miss	1	3	0	2	6	

Table 86: How wrong do you think it is for someone your age to: smoke marijuana?





Response	6	8	10	12	Total	
Very wrong	95.4	86.8	63.1	50.3	76.5	
Wrong	2.8	5.0	12.8	14.6	8.1	
A little bit wrong	0.9	3.6	11.7	14.6	6.9	
Not wrong at all	0.9	4.5	12.3	20.5	8.5	
N of Valid	217	220	179	151	767	
N of Miss	1	3	1	2	7	

Table 87: How wrong do you think it is for someone your age to: use LSD, cocaine, amphetamines or another illegal drug?





Response	6	8	10	12	Total	
Very wrong	96.8	94.1	87.8	77.5	90.1	
Wrong	1.9	4.5	7.2	13.2	6.1	
A little bit wrong	0.5	1.4	2.8	7.3	2.6	
Not wrong at all	0.9	0.0	2.2	2.0	1.2	
N of Valid	216	222	180	151	769	
N of Miss	2	1	0	2	5	

Table 88: At school during the past 12 months, did you receive help from the resource teacher, speech therapist or other special education teacher?



Response	6	8	10	12	Total	
No	75.7	84.4	90.7	94.0	85.4	
Yes	24.3	15.6	9.3	6.0	14.6	
N of Valid	189	205	172	133	699	
N of Miss	29	18	8	20	75	

Table 89: How many times have you done the following things? done what feels good no matter what.







Response	6	8	10	12	Total	
Never	34.1	31.5	25.1	21.5	28.7	
I've done it, but not in the past year	15.4	22.5	16.8	18.8	18.4	
Less than once a month	7.7	12.2	9.5	15.4	10.9	
About once a month	3.8	7.0	9.5	12.8	7.9	
2 or 3 times a month	11.5	10.8	16.2	10.1	12.1	
Once a week or more	27.4	16.0	22.9	21.5	21.9	
N of Valid	208	213	179	149	749	
N of Miss	10	10	1	4	25	

Table 90: How many times have you done the following things? done something dangerous because someone dared you to do it.







Response	6	8	10	12	Total	
Never	59.0	43.4	34.1	34.0	43.7	
I've done it, but not in the past year	23.1	27.4	26.8	32.7	27.1	
Less than once a month	8.5	8.7	14.5	14.0	11.1	
About once a month	1.9	6.4	11.2	9.3	6.8	
2 or 3 times a month	5.2	7.8	10.1	5.3	7.1	
Once a week or more	2.4	6.4	3.4	4.7	4.2	
N of Valid	212	219	179	150	760	
N of Miss	6	4	1	3	14	

Table 91: How many times have you done the following things? done crazy things even if they are a little dangerous.







Response	6	8	10	12	Total	
Never	47.4	29.2	20.8	19.3	30.4	
I've done it, but not in the past year	23.0	26.9	20.8	22.7	23.6	
Less than once a month	12.2	13.7	14.6	19.3	14.6	
About once a month	5.2	8.7	18.0	16.7	11.4	
2 or 3 times a month	5.2	8.2	12.4	11.3	8.9	
Once a week or more	7.0	13.2	13.5	10.7	11.1	
N of Valid	213	219	178	150	760	
N of Miss	5	4	2	3	14	

Table 92: How many times in the past year (12 months) have you: been suspended from school?





Response	6	8	10	12	Total	
Never	96.3	92.3	86.6	95.3	92.7	
1 to 2 times	3.2	6.4	11.7	4.7	6.4	
3 to 5 times	0.5	1.4	1.1	0.0	0.8	
6 to 9 times	0.0	0.0	0.6	0.0	0.1	
10 to 19 times	0.0	0.0	0.0	0.0	0.0	
20 to 29 times	0.0	0.0	0.0	0.0	0.0	
30 to 39 times	0.0	0.0	0.0	0.0	0.0	
40+ times	0.0	0.0	0.0	0.0	0.0	
N of Valid	217	220	179	150	766	
N of Miss	1	3	1	3	8	

Table 93: How many times in the past year (12 months) have you: carried a handgun?









Response	6	8	10	12	Total	
Never	95.9	94.5	91.0	94.0	94.0	
1 to 2 times	3.2	3.6	3.4	1.3	3.0	
3 to 5 times	0.0	0.9	1.1	0.7	0.7	
6 to 9 times	0.5	0.0	1.1	0.7	0.5	
10 to 19 times	0.0	0.5	1.1	0.7	0.5	
20 to 29 times	0.0	0.0	0.6	0.7	0.3	
30 to 39 times	0.0	0.0	0.0	0.7	0.1	
40+ times	0.5	0.5	1.7	1.3	0.9	
N of Valid	217	220	178	149	764	
N of Miss	1	3	2	4	10	

Table 94: How many times in the past year (12 months) have you: sold illegal drugs?








Response	6	8	10	12	Total	
Never	100.0	99.1	94.4	87.3	95.9	
1 to 2 times	0.0	0.5	3.4	4.0	1.7	
3 to 5 times	0.0	0.0	0.6	2.0	0.5	
6 to 9 times	0.0	0.0	0.0	1.3	0.3	
10 to 19 times	0.0	0.0	0.6	2.0	0.5	
20 to 29 times	0.0	0.0	0.6	0.0	0.1	
30 to 39 times	0.0	0.0	0.0	0.0	0.0	
40+ times	0.0	0.5	0.6	3.3	0.9	
N of Valid	212	219	178	150	759	
N of Miss	6	4	2	3	15	

Table 95: How many times in the past year (12 months) have you: stolen or tried to steal a motor vehicle such as a car or motorcycle?





Response	6	8	10	12	Total	
Never	100.0	97.7	95.5	99.3	98.2	
1 to 2 times	0.0	2.3	3.4	0.7	1.6	
3 to 5 times	0.0	0.0	0.6	0.0	0.1	
6 to 9 times	0.0	0.0	0.0	0.0	0.0	
10 to 19 times	0.0	0.0	0.0	0.0	0.0	
20 to 29 times	0.0	0.0	0.0	0.0	0.0	
30 to 39 times	0.0	0.0	0.0	0.0	0.0	
40+ times	0.0	0.0	0.6	0.0	0.1	
N of Valid	216	221	179	150	766	
N of Miss	2	2	1	3	8	

Table 96: How many times in the past year (12 months) have you: participated in clubs, organizations or activities at school?









Response	6	8	10	12	Total	
Never	26.8	17.4	11.7	15.3	18.3	
1 to 2 times	30.0	23.3	12.8	14.7	21.0	
3 to 5 times	15.0	12.3	16.8	12.7	14.2	
6 to 9 times	7.0	9.1	12.3	7.3	8.9	
10 to 19 times	5.6	9.1	8.4	14.7	9.1	
20 to 29 times	4.2	5.0	6.1	6.0	5.3	
30 to 39 times	1.9	2.3	3.4	2.0	2.4	
40+ times	9.4	21.5	28.5	27.3	20.9	
N of Valid	213	219	179	150	761	
N of Miss	5	4	1	3	13	

Table 97: How many times in the past year (12 months) have you: been arrested?







Response	6	8	10	12	Total	
Never	99.1	97.3	94.4	90.7	95.8	
1 to 2 times	0.9	1.4	4.5	8.0	3.3	
3 to 5 times	0.0	0.5	0.0	0.7	0.3	
6 to 9 times	0.0	0.5	0.6	0.0	0.3	
10 to 19 times	0.0	0.5	0.0	0.7	0.3	
20 to 29 times	0.0	0.0	0.0	0.0	0.0	
30 to 39 times	0.0	0.0	0.0	0.0	0.0	
40+ times	0.0	0.0	0.6	0.0	0.1	
N of Valid	214	220	178	150	762	
N of Miss	4	3	2	3	12	

Table 98: How many times in the past year (12 months) have you: done extra work on your own for school?









Response	6	8	10	12	Total	
Never	36.6	39.4	33.5	29.3	35.2	
1 to 2 times	30.5	28.2	17.9	16.7	24.1	
3 to 5 times	14.6	10.2	18.4	17.3	14.8	
6 to 9 times	6.6	7.4	12.3	10.0	8.8	
10 to 19 times	3.8	5.6	6.7	10.0	6.2	
20 to 29 times	2.8	4.2	5.0	6.0	4.4	
30 to 39 times	0.9	1.4	1.7	2.0	1.5	
40+ times	4.2	3.7	4.5	8.7	5.0	
N of Valid	213	216	179	150	758	
N of Miss	5	7	1	3	16	

Table 99: How many times in the past year (12 months) have you: attacked someone with the idea of seriously hurting them?








Response	6	8	10	12	Total	
Never	89.4	82.7	77.7	83.1	83.5	
1 to 2 times	7.4	12.7	16.2	11.5	11.8	
3 to 5 times	2.3	0.5	4.5	2.7	2.4	
6 to 9 times	0.5	1.8	0.6	0.0	0.8	
10 to 19 times	0.0	1.4	0.6	1.4	0.8	
20 to 29 times	0.0	0.5	0.0	0.7	0.3	
30 to 39 times	0.0	0.0	0.0	0.0	0.0	
40+ times	0.5	0.5	0.6	0.7	0.5	
N of Valid	216	220	179	148	763	
N of Miss	2	3	1	5	11	

Table 100: How many times in the past year (12 months) have you: been drunk or high at school?


Response	6	8	10	12	Total	
Never	99.1	94.6	82.1	75.3	89.2	
1 to 2 times	0.5	3.6	9.5	8.0	5.0	
3 to 5 times	0.0	0.5	3.4	4.0	1.7	
6 to 9 times	0.0	0.5	1.7	4.0	1.3	
10 to 19 times	0.0	0.5	1.7	2.0	0.9	
20 to 29 times	0.0	0.0	0.6	1.3	0.4	
30 to 39 times	0.0	0.0	0.0	0.0	0.0	
40+ times	0.5	0.5	1.1	5.3	1.6	
N of Valid	215	221	179	150	765	
N of Miss	3	2	1	3	9	

Table 101: How many times in the past year (12 months) have you: volunteered to do community service?

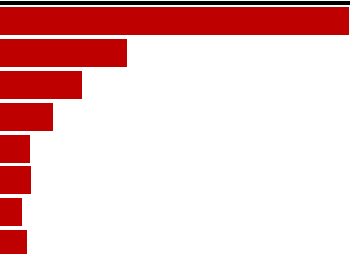
Response	6	8	10	12	Total	
Never	52.6	60.5	57.0	50.0	55.4	
1 to 2 times	23.3	20.0	14.5	14.7	18.6	
3 to 5 times	11.2	8.6	12.3	13.3	11.1	
6 to 9 times	6.0	5.9	6.7	7.3	6.4	
10 to 19 times	1.9	1.4	2.2	6.0	2.6	
20 to 29 times	2.8	2.3	2.8	3.3	2.7	
30 to 39 times	0.5	0.5	1.1	3.3	1.2	
40+ times	1.9	0.9	3.4	2.0	2.0	
N of Valid	215	220	179	150	764	
N of Miss	3	3	1	3	10	

Table 102: How many times in the past year (12 months) have you: taken a handgun to school?

Response	6	8	10	12	Total	
Never	100.0	100.0	99.4	98.7	99.6	
1 to 2 times	0.0	0.0	0.0	0.7	0.1	
3 to 5 times	0.0	0.0	0.0	0.7	0.1	
6 to 9 times	0.0	0.0	0.0	0.0	0.0	
10 to 19 times	0.0	0.0	0.0	0.0	0.0	
20 to 29 times	0.0	0.0	0.0	0.0	0.0	
30 to 39 times	0.0	0.0	0.6	0.0	0.1	
40+ times	0.0	0.0	0.0	0.0	0.0	
N of Valid	216	220	179	150	765	
N of Miss	2	3	1	3	9	

Table 103: Are you currently on probation, or assigned a probation officer with Juvenile Court?

Response	6	8	10	12	Total	
No	99.5	97.7	94.9	94.0	96.9	
Yes	0.5	2.3	5.1	6.0	3.1	
N of Valid	214	220	178	150	762	
N of Miss	4	3	2	3	12	

Table 104: Have you ever belonged to a gang?

Response	6	8	10	12	Total	
No	94.4	92.7	89.9	94.7	92.9	
No, but would like to	0.5	1.8	1.1	0.7	1.0	
Yes, in the past	4.7	2.7	6.7	2.0	4.1	
Yes, belong now	0.0	2.7	2.2	2.0	1.7	
Yes, but would like to get out	0.5	0.0	0.0	0.7	0.3	
N of Valid	214	220	178	150	762	
N of Miss	4	3	2	3	12	

Table 105: If you have ever belonged to a gang, did that gang have a name?

Response	6	8	10	12	Total	
No	7.6	3.7	5.6	11.5	6.8	
Yes	2.8	4.1	8.5	3.4	4.6	
I have never belonged to a gang	89.6	92.2	85.9	85.1	88.6	
N of Valid	211	218	177	148	754	
N of Miss	7	5	3	5	20	

Table 106: You're looking at CD's in a music store with a friend. You look up and see her slip a CD under her coat. She smiles and says 'Which one do you want? Go ahead, take it while nobody's around.' There is nobody in sight, no employees and no other customers. What would you do now?

Response	6	8	10	12	Total	
Ignore her	8.9	12.3	23.5	21.5	15.8	
Grab a CD and leave the store	3.8	5.9	19.6	14.1	10.1	
Tell her to put the CD back	64.8	46.1	33.0	33.6	45.8	
Act like it is a joke, and ask her to put the CD back	22.5	35.6	24.0	30.9	28.3	
N of Valid	213	219	179	149	760	
N of Miss	5	4	1	4	14	

Table 107: You are visiting another part of town, and you don't know any of the people your age there. You are walking down the street, and some teenager you don't know is walking toward you. He is about your size, and as he is about to pass you, he deliberately bumps into you and you almost lose your balance. What would you say or do?

Response	6	8	10	12	Total	
Push the person back	13.5	12.0	16.2	16.3	14.3	
Say 'Excuse me' and keep on walking	49.8	46.8	46.4	52.4	48.6	
Say 'Watch where you are going' and keep on walking	29.5	29.6	26.3	20.4	27.0	
Swear at the person and walk away	7.2	11.6	11.2	10.9	10.1	
N of Valid	207	216	179	147	749	
N of Miss	11	7	1	6	25	

Table 108: You are at a party at someone's house, and one of your friends offers you a drink containing alcohol. What would you say or do?

Response	6	8	10	12	Total	
Drink it	7.5	21.6	48.9	55.0	30.5	
Tell your friend, 'No thanks, I don't drink' and suggest that you and your friend go and do something else	47.7	36.5	20.2	14.8	31.6	
Just say, 'No thanks' and walk away	28.0	32.4	24.2	25.5	27.9	
Make up a good excuse, tell your friend you had something else to do, and leave	16.8	9.5	6.7	4.7	10.0	
N of Valid	214	222	178	149	763	
N of Miss	4	1	2	4	11	

Table 109: It's 8:00 on a weeknight and you are about to go over to a friend's home when your mother asks you where you are going. You say 'Oh, just going to go hang out with some friends.' She says, 'No, you'll just get into trouble if you go out. Stay home tonight.' What would you do now?

Response	6	8	10	12	Total	
Leave the house anyway	3.7	7.3	9.6	12.2	7.8	
Explain what you are going to do with your friends, tell her when you will get home, and ask if you can go out	60.7	68.9	73.6	73.0	68.5	
Not say anything and start watching TV	29.9	15.1	8.4	5.4	15.8	
Get into an argument with her	5.6	8.7	8.4	9.5	7.9	
N of Valid	214	219	178	148	759	
N of Miss	4	4	2	5	15	

Table 110: How often do you attend religious services or activities?

Response	6	8	10	12	Total	
Never	16.1	6.8	7.8	14.1	11.1	
Rarely	16.6	24.7	27.4	26.2	23.4	
1-2 Times a Month	8.1	14.2	11.7	14.1	11.9	
About Once a Week or More	59.2	54.3	53.1	45.6	53.7	
N of Valid	211	219	179	149	758	
N of Miss	7	4	1	4	16	

Table 111: I do the opposite of what people tell me, just to get them mad.





Response	6	8	10	12	Total	
Very False	53.5	36.5	35.4	37.6	41.2	
Somewhat False	17.8	35.2	35.4	29.5	29.2	
Somewhat True	24.4	24.2	27.0	30.9	26.2	
Very True	4.2	4.1	2.2	2.0	3.3	
N of Valid	213	219	178	149	759	
N of Miss	5	4	2	4	15	

Table 112: I like to see how much I can get away with.





Response	6	8	10	12	Total	
Very False	56.9	37.0	27.0	32.9	39.4	
Somewhat False	18.5	30.6	28.1	22.8	25.1	
Somewhat True	19.4	24.2	37.1	34.9	28.0	
Very True	5.2	8.2	7.9	9.4	7.5	
N of Valid	211	219	178	149	757	
N of Miss	7	4	2	4	17	

Table 113: I ignore rules that get in my way.





Response	6	8	10	12	Total	
Very False	60.9	41.2	32.2	33.1	42.9	
Somewhat False	23.2	33.8	31.1	29.1	29.3	
Somewhat True	13.5	20.4	30.5	30.4	22.9	
Very True	2.4	4.6	6.2	7.4	4.9	
N of Valid	207	216	177	148	748	
N of Miss	11	7	3	5	26	

Table 114: I think sometimes it's okay to cheat at school.





Response	6	8	10	12	Total	
NO!	66.7	41.1	11.8	12.8	35.8	
no	21.1	35.6	33.7	26.2	29.2	
yes	9.9	22.4	43.8	48.3	29.0	
YES!	2.3	0.9	10.7	12.8	5.9	
N of Valid	213	219	178	149	759	
N of Miss	5	4	2	4	15	

Table 115: It is important to think before you act.





Response	6	8	10	12	Total	
NO!	3.3	1.4	1.7	2.0	2.1	
no	4.7	7.8	4.5	2.0	5.0	
yes	32.7	35.3	41.0	42.3	37.3	
YES!	59.2	55.5	52.8	53.7	55.6	
N of Valid	211	218	178	149	756	
N of Miss	7	5	2	4	18	

Table 116: Sometimes I think that life is not worth it.





Response	6	8	10	12	Total	
NO!	53.1	45.7	42.6	48.6	47.6	
no	21.5	25.6	28.4	30.4	26.1	
yes	17.2	18.7	22.2	14.9	18.4	
YES!	8.1	10.0	6.8	6.1	8.0	
N of Valid	209	219	176	148	752	
N of Miss	9	4	4	5	22	

Table 117: At times I think I am no good at all.

Response	6	8	10	12	Total	
NO!	34.0	34.1	32.8	32.4	33.4	
no	17.0	24.0	26.6	29.1	23.6	
yes	31.1	28.6	31.6	31.1	30.5	
YES!	17.9	13.4	9.0	7.4	12.5	
N of Valid	212	217	177	148	754	
N of Miss	6	6	3	5	20	

Table 118: All in all, I am inclined to think that I am a failure.

Response	6	8	10	12	Total	
NO!	51.2	52.1	42.1	45.9	48.3	
no	29.8	26.7	34.3	39.9	32.0	
yes	14.1	16.1	17.4	12.2	15.1	
YES!	4.9	5.1	6.2	2.0	4.7	
N of Valid	205	217	178	148	748	
N of Miss	13	6	2	5	26	

Table 119: In the past year, have you felt depressed or sad MOST days, even if you felt okay sometimes?

Response	6	8	10	12	Total	
NO!	28.2	32.6	29.4	32.9	30.7	
no	21.1	22.8	24.3	34.2	24.9	
yes	34.0	26.0	31.6	22.1	28.8	
YES!	16.7	18.6	14.7	10.7	15.6	
N of Valid	209	215	177	149	750	
N of Miss	9	8	3	4	24	

Table 120: It is all right to beat up people if they start the fight.





Response	6	8	10	12	Total	
NO!	51.9	26.6	19.3	20.1	30.7	
no	19.0	24.3	20.5	24.2	21.9	
yes	19.5	28.9	29.5	31.5	27.0	
YES!	9.5	20.2	30.7	24.2	20.5	
N of Valid	210	218	176	149	753	
N of Miss	8	5	4	4	21	

Table 121: I think it is okay to take something without asking if you can get away with it.





Response	6	8	10	12	Total	
NO!	74.8	62.8	44.1	50.0	59.2	
no	21.0	33.5	42.9	42.6	34.0	
yes	3.3	3.7	11.3	6.1	5.8	
YES!	1.0	0.0	1.7	1.4	0.9	
N of Valid	210	218	177	148	753	
N of Miss	8	5	3	5	21	

Table 122: Sometimes we don't know what we will do as adults, but we may have an idea. Please answer how true these statements may be for you. WHEN I AM AN ADULT I WILL: smoke cigarettes.





Response	6	8	10	12	Total	
NO!	79.1	73.1	63.3	55.4	69.0	
no	15.6	16.7	19.2	26.4	18.9	
yes	5.2	8.3	12.4	11.5	9.0	
YES!	0.0	1.9	5.1	6.8	3.1	
N of Valid	211	216	177	148	752	
N of Miss	7	7	3	5	22	

Table 123: Sometimes we don't know what we will do as adults, but we may have an idea. Please answer how true these statements may be for you. WHEN I AM AN ADULT I WILL: drink beer, wine, or liquor.





Response	6	8	10	12	Total	
NO!	54.8	38.8	18.9	16.1	34.1	
no	26.2	18.7	19.4	12.8	19.8	
yes	17.1	36.4	36.0	44.3	32.5	
YES!	1.9	6.1	25.7	26.8	13.6	
N of Valid	210	214	175	149	748	
N of Miss	8	9	5	4	26	

Table 124: Sometimes we don't know what we will do as adults, but we may have an idea. Please answer how true these statements may be for you. WHEN I AM AN ADULT I WILL: smoke marijuana.





Response	6	8	10	12	Total	
NO!	89.0	88.5	66.5	63.1	78.5	
no	10.5	8.7	21.6	20.8	14.6	
yes	0.5	2.3	7.4	12.1	4.9	
YES!	0.0	0.5	4.5	4.0	2.0	
N of Valid	210	218	176	149	753	
N of Miss	8	5	4	4	21	

Table 125: Sometimes we don't know what we will do as adults, but we may have an idea. Please answer how true these statements may be for you. WHEN I AM AN ADULT I WILL: use LSD, cocaine, amphetamines or another illegal drug.





Response	6	8	10	12	Total	
NO!	92.8	94.1	89.8	83.9	90.7	
no	6.7	5.5	9.6	13.4	8.4	
yes	0.5	0.5	0.6	1.3	0.7	
YES!	0.0	0.0	0.0	1.3	0.3	
N of Valid	209	219	177	149	754	
N of Miss	9	4	3	4	20	

Table 126: How much do you think people risk harming themselves (physically or in other ways) if they: smoked one or more packs of cigarettes per day?

Response	6	8	10	12	Total	
No risk	4.8	2.3	4.5	3.4	3.7	
Slight risk	6.2	8.3	5.1	11.4	7.6	
Moderate risk	19.1	21.6	27.1	22.1	22.3	
Great risk	69.9	67.9	63.3	63.1	66.4	
N of Valid	209	218	177	149	753	
N of Miss	9	5	3	4	21	

Table 127: How much do you think people risk harming themselves (physically or in other ways) if they: try marijuana once or twice?

Response	6	8	10	12	Total	
No risk	9.6	6.9	22.2	29.5	15.7	
Slight risk	20.2	19.8	26.1	31.5	23.7	
Moderate risk	28.8	27.6	22.2	17.4	24.7	
Great risk	41.3	45.6	29.5	21.5	35.9	
N of Valid	208	217	176	149	750	
N of Miss	10	6	4	4	24	

Table 128: How much do you think people risk harming themselves (physically or in other ways) if they: smoke marijuana regularly?

Response	6	8	10	12	Total	
No risk	6.4	5.3	8.2	11.0	7.4	
Slight risk	2.5	3.8	14.7	19.9	9.2	
Moderate risk	9.9	10.5	18.2	26.7	15.4	
Great risk	81.2	80.4	58.8	42.5	68.0	
N of Valid	202	209	170	146	727	
N of Miss	16	14	10	7	47	

Table 129: How much do you think people risk harming themselves (physically or in other ways) if they: take one or two drinks of an alcoholic beverage (beer, wine, liquor) nearly every day?

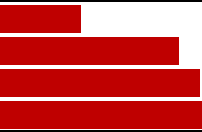
Response	6	8	10	12	Total	
No risk	9.6	7.5	15.3	12.8	11.0	
Slight risk	24.9	26.2	29.0	29.7	27.2	
Moderate risk	24.9	33.2	31.8	33.8	30.7	
Great risk	40.7	33.2	23.9	23.6	31.2	
N of Valid	209	214	176	148	747	
N of Miss	9	9	4	5	27	

Table 130: How much do you think people risk harming themselves (physically or in other ways) if they: have five or more drinks once or twice each weekend?


Response	6	8	10	12	Total	
No risk	8.1	4.6	12.4	13.5	9.2	
Slight risk	10.0	17.0	20.3	21.6	16.7	
Moderate risk	23.3	22.5	28.8	27.0	25.1	
Great risk	58.6	56.0	38.4	37.8	49.0	
N of Valid	210	218	177	148	753	
N of Miss	8	5	3	5	21	

Table 131: On how many occasions have you had alcoholic beverages (beer, wine or hard liquor) to drink in your lifetime - more than just a few sips?

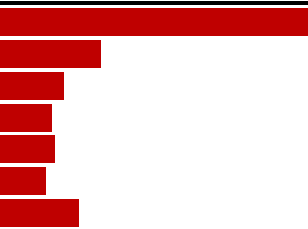
Response	6	8	10	12	Total	
0	77.5	55.0	32.6	16.8	48.6	
1-2	15.0	19.5	10.7	10.1	14.3	
3-5	2.3	11.8	10.7	8.1	8.2	
6-9	0.5	5.5	10.1	10.7	6.2	
10-19	3.8	3.6	10.1	11.4	6.7	
20-39	0.9	2.3	7.3	13.4	5.3	
40+	0.0	2.3	18.5	29.5	10.8	
N of Valid	213	220	178	149	760	
N of Miss	5	3	2	4	14	

Table 132: On how many occasions have you had beer, wine or hard liquor to drink during the past 30 days?








Response	6	8	10	12	Total	
0	96.7	88.1	58.8	46.9	75.7	
1-2	2.3	8.2	20.3	22.4	12.2	
3-5	0.5	2.3	5.6	12.2	4.5	
6-9	0.0	1.4	5.6	8.2	3.3	
10-19	0.5	0.0	7.3	5.4	2.9	
20-39	0.0	0.0	1.7	0.7	0.5	
40+	0.0	0.0	0.6	4.1	0.9	
N of Valid	213	219	177	147	756	
N of Miss	5	4	3	6	18	

Table 133: On how many occasions have you used marijuana (grass, pot) or hashish (hash, hash oil) in your lifetime?








Response	6	8	10	12	Total	
0	98.1	90.0	64.8	59.2	80.4	
1-2	1.4	3.2	9.7	7.5	5.0	
3-5	0.5	1.4	6.3	4.8	2.9	
6-9	0.0	0.5	5.1	1.4	1.6	
10-19	0.0	0.9	4.5	6.8	2.7	
20-39	0.0	1.4	3.4	3.4	1.9	
40+	0.0	2.7	6.3	17.0	5.6	
N of Valid	211	220	176	147	754	
N of Miss	7	3	4	6	20	

Table 134: On how many occasions have you used marijuana (grass, pot) or hashish (hash, hash oil) during the past 30 days?








Response	6	8	10	12	Total	
0	100.0	97.3	85.2	78.5	91.5	
1-2	0.0	0.5	6.3	9.4	3.4	
3-5	0.0	0.5	3.4	3.4	1.6	
6-9	0.0	0.9	1.7	3.4	1.3	
10-19	0.0	0.5	2.8	2.7	1.3	
20-39	0.0	0.0	0.6	0.7	0.3	
40+	0.0	0.5	0.0	2.0	0.5	
N of Valid	211	219	176	149	755	
N of Miss	7	4	4	4	19	

Table 135: On how many occasions have you used LSD or other psychedelics in your lifetime?






Response	6	8	10	12	Total	
0	100.0	100.0	96.1	95.9	98.3	
1-2	0.0	0.0	2.8	2.7	1.2	
3-5	0.0	0.0	0.0	1.4	0.3	
6-9	0.0	0.0	0.6	0.0	0.1	
10-19	0.0	0.0	0.6	0.0	0.1	
20-39	0.0	0.0	0.0	0.0	0.0	
40+	0.0	0.0	0.0	0.0	0.0	
N of Valid	209	220	178	147	754	
N of Miss	9	3	2	6	20	

Table 136: On how many occasions have you used LSD or other psychedelics during the past 30 days?



Response	6	8	10	12	Total	
0	100.0	100.0	99.4	99.3	99.7	
1-2	0.0	0.0	0.6	0.7	0.3	
3-5	0.0	0.0	0.0	0.0	0.0	
6-9	0.0	0.0	0.0	0.0	0.0	
10-19	0.0	0.0	0.0	0.0	0.0	
20-39	0.0	0.0	0.0	0.0	0.0	
40+	0.0	0.0	0.0	0.0	0.0	
N of Valid	210	220	178	148	756	
N of Miss	8	3	2	5	18	

Table 137: On how many occasions have you used cocaine or crack in your lifetime?








Response	6	8	10	12	Total	
0	99.5	99.1	96.6	92.6	97.4	
1-2	0.0	0.5	2.2	4.0	1.5	
3-5	0.0	0.0	0.0	1.3	0.3	
6-9	0.0	0.0	0.6	1.3	0.4	
10-19	0.0	0.0	0.6	0.7	0.3	
20-39	0.0	0.5	0.0	0.0	0.1	
40+	0.5	0.0	0.0	0.0	0.1	
N of Valid	211	220	178	149	758	
N of Miss	7	3	2	4	16	

Table 138: On how many occasions have you used cocaine or crack during the past 30 days?


Response	6	8	10	12	Total	
0	100.0	100.0	100.0	100.0	100.0	
1-2	0.0	0.0	0.0	0.0	0.0	
3-5	0.0	0.0	0.0	0.0	0.0	
6-9	0.0	0.0	0.0	0.0	0.0	
10-19	0.0	0.0	0.0	0.0	0.0	
20-39	0.0	0.0	0.0	0.0	0.0	
40+	0.0	0.0	0.0	0.0	0.0	
N of Valid	209	219	178	148	754	
N of Miss	9	4	2	5	20	

Table 139: On how many occasions have you sniffed glue, breathed the contents of an aerosol spray can, or inhaled other gases or sprays, in order to get high in your lifetime?








Response	6	8	10	12	Total	
0	88.6	87.2	87.1	79.9	86.1	
1-2	7.6	6.8	6.7	8.7	7.4	
3-5	0.5	2.3	2.8	2.7	2.0	
6-9	1.4	1.4	0.6	2.7	1.5	
10-19	0.5	0.5	0.6	1.3	0.7	
20-39	1.4	0.5	2.2	1.3	1.3	
40+	0.0	1.4	0.0	3.4	1.1	
N of Valid	211	219	178	149	757	
N of Miss	7	4	2	4	17	

Table 140: On how many occasions have you sniffed glue, breathed the contents of an aerosol spray can, or inhaled other gases or sprays, in order to get high during the past 30 days?







Response	6	8	10	12	Total	
0	96.2	95.9	97.2	99.3	97.0	
1-2	1.9	2.7	1.7	0.0	1.7	
3-5	1.0	0.5	0.0	0.0	0.4	
6-9	0.0	0.5	0.0	0.7	0.3	
10-19	1.0	0.5	0.6	0.0	0.5	
20-39	0.0	0.0	0.6	0.0	0.1	
40+	0.0	0.0	0.0	0.0	0.0	
N of Valid	209	220	178	149	756	
N of Miss	9	3	2	4	18	

Table 141: On how many occasions have you used phenoxydine (pox, px, breeze) in your lifetime?


Response	6	8	10	12	Total	
0	100.0	100.0	100.0	100.0	100.0	
1-2	0.0	0.0	0.0	0.0	0.0	
3-5	0.0	0.0	0.0	0.0	0.0	
6-9	0.0	0.0	0.0	0.0	0.0	
10-19	0.0	0.0	0.0	0.0	0.0	
20-39	0.0	0.0	0.0	0.0	0.0	
40+	0.0	0.0	0.0	0.0	0.0	
N of Valid	208	219	177	147	751	
N of Miss	10	4	3	6	23	

Table 142: On how many occasions have you used phenoxydine (pox, px, breeze) during the past 30 days?


Response	6	8	10	12	Total	
0	100.0	100.0	100.0	100.0	100.0	
1-2	0.0	0.0	0.0	0.0	0.0	
3-5	0.0	0.0	0.0	0.0	0.0	
6-9	0.0	0.0	0.0	0.0	0.0	
10-19	0.0	0.0	0.0	0.0	0.0	
20-39	0.0	0.0	0.0	0.0	0.0	
40+	0.0	0.0	0.0	0.0	0.0	
N of Valid	208	218	178	147	751	
N of Miss	10	5	2	6	23	

Table 143: On how many occasions have you used sedatives (tranquilizers, such as Valium or Xanax, barbiturates, or sleeping pills) without a doctor telling you to take them, in your lifetime?








Response	6	8	10	12	Total	
0	93.3	90.4	81.5	69.1	84.9	
1-2	3.4	4.1	7.3	4.0	4.6	
3-5	1.4	1.8	2.2	5.4	2.5	
6-9	0.0	0.9	2.8	2.0	1.3	
10-19	1.0	0.5	2.8	5.4	2.1	
20-39	0.0	0.9	2.2	3.4	1.5	
40+	1.0	1.4	1.1	10.7	3.1	
N of Valid	208	219	178	149	754	
N of Miss	10	4	2	4	20	

Table 144: On how many occasions have you used sedatives (tranquilizers, such as Valium or Xanax, barbiturates, or sleeping pills) without a doctor telling you to take them, during the past 30 days?








Response	6	8	10	12	Total	
0	96.7	95.9	92.7	83.9	93.0	
1-2	2.9	2.3	5.6	5.4	3.8	
3-5	0.5	0.0	0.0	5.4	1.2	
6-9	0.0	0.0	0.6	2.7	0.7	
10-19	0.0	0.9	1.1	2.0	0.9	
20-39	0.0	0.9	0.0	0.0	0.3	
40+	0.0	0.0	0.0	0.7	0.1	
N of Valid	210	219	178	149	756	
N of Miss	8	4	2	4	18	

Table 145: On how many occasions have you used Methamphetamines (meth, speed, crank, crystal meth) in your lifetime?







Response	6	8	10	12	Total	
0	100.0	99.1	97.2	96.0	98.3	
1-2	0.0	0.5	1.7	2.0	0.9	
3-5	0.0	0.5	0.6	0.7	0.4	
6-9	0.0	0.0	0.6	0.0	0.1	
10-19	0.0	0.0	0.0	0.7	0.1	
20-39	0.0	0.0	0.0	0.0	0.0	
40+	0.0	0.0	0.0	0.7	0.1	
N of Valid	210	219	178	149	756	
N of Miss	8	4	2	4	18	

Table 146: On how many occasions have you used Methamphetamines (meth, speed, crank, crystal meth) in the past 30 days?


Response	6	8	10	12	Total	
0	100.0	100.0	100.0	100.0	100.0	
1-2	0.0	0.0	0.0	0.0	0.0	
3-5	0.0	0.0	0.0	0.0	0.0	
6-9	0.0	0.0	0.0	0.0	0.0	
10-19	0.0	0.0	0.0	0.0	0.0	
20-39	0.0	0.0	0.0	0.0	0.0	
40+	0.0	0.0	0.0	0.0	0.0	
N of Valid	210	217	178	149	754	
N of Miss	8	6	2	4	20	

Table 147: On how many occasions have you used stimulants, other than Methamphetamines (such as amphetamines, Ritalin or Dexedrine) without a doctor telling you to take them, in your lifetime?








Response	6	8	10	12	Total	
0	99.0	100.0	95.5	89.9	96.7	
1-2	0.5	0.0	1.7	2.0	0.9	
3-5	0.5	0.0	1.1	2.0	0.8	
6-9	0.0	0.0	1.1	2.0	0.7	
10-19	0.0	0.0	0.6	2.0	0.5	
20-39	0.0	0.0	0.0	1.3	0.3	
40+	0.0	0.0	0.0	0.7	0.1	
N of Valid	208	216	177	149	750	
N of Miss	10	7	3	4	24	

Table 148: On how many occasions have you used stimulants, other than Methamphetamines (such as amphetamines, Ritalin or Dexedrine) without a doctor telling you to take them, during the past 30 days?




Response	6	8	10	12	Total	
0	100.0	100.0	98.9	98.0	99.3	
1-2	0.0	0.0	1.1	0.7	0.4	
3-5	0.0	0.0	0.0	1.3	0.3	
6-9	0.0	0.0	0.0	0.0	0.0	
10-19	0.0	0.0	0.0	0.0	0.0	
20-39	0.0	0.0	0.0	0.0	0.0	
40+	0.0	0.0	0.0	0.0	0.0	
N of Valid	208	217	178	149	752	
N of Miss	10	6	2	4	22	

Table 149: On how many occasions have you used heroin or other opiates in your lifetime?





Response	6	8	10	12	Total	
0	100.0	98.6	98.9	97.3	98.8	
1-2	0.0	0.9	0.6	2.7	0.9	
3-5	0.0	0.5	0.0	0.0	0.1	
6-9	0.0	0.0	0.0	0.0	0.0	
10-19	0.0	0.0	0.0	0.0	0.0	
20-39	0.0	0.0	0.0	0.0	0.0	
40+	0.0	0.0	0.6	0.0	0.1	
N of Valid	207	216	178	148	749	
N of Miss	11	7	2	5	25	

Table 150: On how many occasions have you used heroin or other opiates during the past 30 days?


Response	6	8	10	12	Total	
0	100.0	100.0	100.0	100.0	100.0	
1-2	0.0	0.0	0.0	0.0	0.0	
3-5	0.0	0.0	0.0	0.0	0.0	
6-9	0.0	0.0	0.0	0.0	0.0	
10-19	0.0	0.0	0.0	0.0	0.0	
20-39	0.0	0.0	0.0	0.0	0.0	
40+	0.0	0.0	0.0	0.0	0.0	
N of Valid	207	218	178	148	751	
N of Miss	11	5	2	5	23	

Table 151: On how many occasions have you used MDMA ('X', 'E', or ecstasy) in your lifetime?







Response	6	8	10	12	Total	
0	100.0	99.1	94.9	89.3	96.4	
1-2	0.0	0.5	2.8	7.4	2.3	
3-5	0.0	0.0	0.6	1.3	0.4	
6-9	0.0	0.5	1.1	0.0	0.4	
10-19	0.0	0.0	0.6	1.3	0.4	
20-39	0.0	0.0	0.0	0.0	0.0	
40+	0.0	0.0	0.0	0.7	0.1	
N of Valid	205	217	178	149	749	
N of Miss	13	6	2	4	25	

Table 152: On how many occasions have you used MDMA ('X', 'E', or ecstasy) during the past 30 days?

Response	6	8	10	12	Total	
0	99.5	100.0	99.4	98.6	99.5	
1-2	0.5	0.0	0.6	1.4	0.5	
3-5	0.0	0.0	0.0	0.0	0.0	
6-9	0.0	0.0	0.0	0.0	0.0	
10-19	0.0	0.0	0.0	0.0	0.0	
20-39	0.0	0.0	0.0	0.0	0.0	
40+	0.0	0.0	0.0	0.0	0.0	
N of Valid	206	217	176	148	747	
N of Miss	12	6	4	5	27	

Table 153: On how many occasions have you taken prescription drugs (such as Valium, Xanax, Ritalin, Adderall, OxyContin, Darvocet, or sleeping pills) on your own-that is, without a doctor telling you to take them in your lifetime?

Response	6	8	10	12	Total	
0	92.9	88.8	78.5	64.2	82.7	
1-2	3.8	6.0	8.5	8.1	6.4	
3-5	1.9	2.8	5.6	6.1	3.9	
6-9	0.9	0.0	1.7	2.7	1.2	
10-19	0.5	0.5	1.7	5.4	1.7	
20-39	0.0	0.9	1.7	4.7	1.6	
40+	0.0	0.9	2.3	8.8	2.5	
N of Valid	212	215	177	148	752	
N of Miss	6	8	3	5	22	

Table 154: On how many occasions have you taken prescription drugs (such as Valium, Xanax, Ritalin, Adderall, OxyContin, Darvocet, or sleeping pills) on your own-that is, without a doctor telling you to take them during the past 30 days?







Response	6	8	10	12	Total	
0	96.7	94.4	92.7	85.1	92.8	
1-2	1.9	3.3	3.9	7.4	3.9	
3-5	1.0	0.5	1.7	2.7	1.3	
6-9	0.0	1.4	0.6	2.0	0.9	
10-19	0.5	0.5	1.1	2.0	0.9	
20-39	0.0	0.0	0.0	0.7	0.1	
40+	0.0	0.0	0.0	0.0	0.0	
N of Valid	209	215	178	148	750	
N of Miss	9	8	2	5	24	

Table 155: On how many occasions have you taken non-prescription medicines such as diet pills (for example, Dietac, Dexatrim or Prolamine), stay-awake pills (for example No-Doz, Vivarin, or Wake), or cough or cold medicines (robos, DXM, etc.) to get high in your lifetime?








Response	6	8	10	12	Total	
0	97.1	92.6	91.0	82.3	91.5	
1-2	1.4	3.2	2.8	6.1	3.2	
3-5	1.0	1.8	1.1	1.4	1.3	
6-9	0.5	1.8	1.7	3.4	1.7	
10-19	0.0	0.0	1.1	1.4	0.5	
20-39	0.0	0.5	2.2	0.7	0.8	
40+	0.0	0.0	0.0	4.8	0.9	
N of Valid	210	217	178	147	752	
N of Miss	8	6	2	6	22	

Table 156: On how many occasions have you taken non-prescription medicines such as diet pills (for example, Dietac, Dexatrim or Prolamine), stay-awake pills (for example No-Doz, Vivarin, or Wake), or cough or cold medicines (robos, DXM, etc.) to get high during the past 30 days?







Response	6	8	10	12	Total	
0	98.1	97.2	96.1	95.3	96.8	
1-2	1.4	2.3	1.7	1.4	1.7	
3-5	0.5	0.0	1.7	1.4	0.8	
6-9	0.0	0.5	0.0	0.0	0.1	
10-19	0.0	0.0	0.6	1.4	0.4	
20-39	0.0	0.0	0.0	0.0	0.0	
40+	0.0	0.0	0.0	0.7	0.1	
N of Valid	210	217	178	148	753	
N of Miss	8	6	2	5	21	

Table 157: On how many occasions have you been drunk or very high from drinking alcoholic beverages during the past 30 days?








Response	6	8	10	12	Total	
0	99.5	92.6	70.8	61.7	83.3	
1-2	0.0	4.6	15.7	16.8	8.4	
3-5	0.5	1.4	6.7	8.7	3.8	
6-9	0.0	0.9	3.9	8.7	2.9	
10-19	0.0	0.0	2.2	2.0	0.9	
20-39	0.0	0.0	0.6	0.7	0.3	
40+	0.0	0.5	0.0	1.3	0.4	
N of Valid	211	216	178	149	754	
N of Miss	7	7	2	4	20	

Table 158: Think back over the last two weeks. How many times have you had five or more alcoholic drinks in a row?

Response	6	8	10	12	Total	
None	98.1	92.6	73.6	63.5	83.9	
Once	1.0	3.7	10.7	10.8	6.0	
Twice	0.5	1.9	4.5	11.5	4.0	
3-5 times	0.0	0.9	5.1	8.1	3.1	
6-9 times	0.0	0.9	2.2	2.0	1.2	
10 or more times	0.5	0.0	3.9	4.1	1.9	
N of Valid	208	216	178	148	750	
N of Miss	10	7	2	5	24	

Table 159: Have you ever used smokeless tobacco (chew, snuff, plug, dipping tobacco, or chewing tobacco)?

Response	6	8	10	12	Total	
Never	87.0	83.7	70.8	66.0	78.1	
Once or Twice	8.7	9.3	12.9	8.2	9.8	
Once in a while but not regularly	2.9	4.2	5.6	6.1	4.5	
Regularly in the past	1.0	1.4	2.8	4.8	2.3	
Regularly now	0.5	1.4	7.9	15.0	5.3	
N of Valid	208	215	178	147	748	
N of Miss	10	8	2	6	26	

Table 160: How often have you taken smokeless tobacco during the past 30 days?

Response	6	8	10	12	Total	
Not at all	95.7	94.4	85.4	76.9	89.2	
Once or twice	3.4	2.8	6.2	5.4	4.3	
Once or twice per week	0.5	0.9	1.1	2.0	1.1	
Three to five times per week	0.5	0.5	1.1	0.7	0.7	
About once a day	0.0	0.5	0.6	4.8	1.2	
More than once a day	0.0	0.9	5.6	10.2	3.6	
N of Valid	208	215	178	147	748	
N of Miss	10	8	2	6	26	

Table 161: Have you ever smoked cigarettes?






Response	6	8	10	12	Total	
Never	87.0	69.6	51.7	38.4	64.1	
Once or Twice	9.6	15.0	16.3	19.9	14.7	
Once in a while but not regularly	2.4	7.9	16.3	17.8	10.3	
Regularly in the past	1.0	5.1	5.6	6.2	4.3	
Regularly now	0.0	2.3	10.1	17.8	6.6	
N of Valid	208	214	178	146	746	
N of Miss	10	9	2	7	28	

Table 162: How frequently have you smoked cigarettes during the past 30 days?








Response	6	8	10	12	Total	
Not at all	97.6	90.2	79.1	70.1	85.7	
Less than one cigarette per day	1.9	7.0	7.9	8.8	6.2	
One to five cigarettes per day	0.5	0.9	4.5	8.2	3.1	
About one-half pack per day	0.0	0.5	6.2	7.5	3.1	
About one pack per day	0.0	0.9	0.6	5.4	1.5	
About one and one-half packs per day	0.0	0.5	0.6	0.0	0.3	
Two packs or more per day	0.0	0.0	1.1	0.0	0.3	
N of Valid	208	215	177	147	747	
N of Miss	10	8	3	6	27	

Table 163: During the last month, about how many marijuana cigarettes, or the equivalent, did you smoke a day, on the average?








Response	6	8	10	12	Total	
None	99.0	94.9	83.6	78.9	90.2	
Less than 1 a day	0.5	2.8	9.6	10.9	5.4	
1 a day	0.0	0.5	1.7	2.0	0.9	
2-3 a day	0.5	0.5	2.3	4.1	1.6	
4-6 a day	0.0	0.0	1.7	1.4	0.7	
7-10 a day	0.0	0.9	1.1	1.4	0.8	
11 or more a day	0.0	0.5	0.0	1.4	0.4	
N of Valid	207	215	177	147	746	
N of Miss	11	8	3	6	28	

Table 164: If you drank alcohol (not just a sip or taste) in the past year, how did you usually get it?













Response	6	8	10	12	Total	
I did not drink alcohol in the past year	85.4	71.4	41.9	27.6	59.7	
I bought it myself with a fake ID	0.0	0.5	0.6	0.0	0.3	
I bought it myself without a fake ID	0.0	0.0	0.0	2.8	0.5	
I got it from someone I know age 21 or older	2.9	6.1	18.6	31.7	13.2	
I got it from someone I know under age 21	0.5	5.2	12.8	13.8	7.3	
I got it from my brother or sister	0.5	1.4	0.0	0.7	0.7	
I got it from home with my parents' permission	3.9	7.5	6.4	3.4	5.4	
I got it from home without my parents' permission	1.0	3.3	5.8	0.0	2.6	
I got it from another relative	1.0	0.0	4.7	2.8	1.9	
A stranger bought it for me	0.0	0.0	1.2	2.1	0.7	
I took it from a store or shop	0.0	0.0	0.0	0.7	0.1	
Other	4.9	4.7	8.1	14.5	7.5	
N of Valid	205	213	172	145	735	
N of Miss	13	10	8	8	39	

Table 165: If you drank alcohol (not just a sip or taste) in the past year, where did you usually drink it?

Response	6	8	10	12	Total	
I did not drink alcohol in the past year	88.1	73.0	41.8	29.3	61.4	
at my home	5.0	10.9	12.4	16.4	10.7	
at someone else's home	3.5	10.0	34.1	33.6	18.4	
at an open area like a park, beach, field, back road, woods, or a street corner	2.5	4.7	9.4	16.4	7.5	
at a sporting event or concert	0.0	0.0	0.0	0.0	0.0	
at a restaurant, bar, or a nightclub	0.0	0.5	0.0	1.4	0.4	
at an empty building or a construction site	0.0	0.0	0.0	0.7	0.1	
at a hotel/motel	0.5	0.5	1.8	0.7	0.8	
in a car	0.5	0.5	0.0	1.4	0.6	
at school	0.0	0.0	0.6	0.0	0.1	
N of Valid	202	211	170	140	723	
N of Miss	16	12	10	13	51	

Table 166: If you smoked cigarettes (not just a puff or drag) in the past year, how did you usually get them?












Response	6	8	10	12	Total	
I did not smoke cigarettes in the past year	92.6	84.0	65.7	59.0	77.1	
I bought them myself with a fake ID	0.0	0.0	1.1	0.0	0.3	
I bought them myself without a fake ID	0.0	0.0	1.7	10.4	2.5	
I got them from someone I know age 18 or older	1.0	5.6	14.9	14.6	8.3	
I got them from someone I know under age 18	0.5	2.3	4.0	3.5	2.5	
I got them from my brother or sister	0.5	0.9	0.6	1.4	0.8	
I got them from home with my parents' permission	0.5	1.4	1.1	2.8	1.4	
I got them from home without my parents' permission	2.0	1.4	1.7	0.0	1.4	
I got them from another relative	1.0	0.0	2.3	1.4	1.1	
A stranger bought them for me	0.0	0.0	1.7	0.7	0.5	
I took them from a store or shop	0.0	0.0	0.0	0.0	0.0	
Other	2.0	4.2	5.1	6.3	4.2	
N of Valid	202	213	175	144	734	
N of Miss	16	10	5	9	40	

Table 167: If you smoked cigarettes (not just a puff or drag) in the past year, where did you usually smoke them?

Response	6	8	10	12	Total	
I did not smoke cigarettes in the past year	95.0	85.2	67.4	60.0	78.8	
at my home	0.5	5.3	9.3	11.4	6.1	
at someone else's home	1.5	4.8	7.0	6.4	4.7	
at an open area like a park, beach, field, back road, woods, or a street corner	2.0	4.3	13.4	9.3	6.8	
at a sporting event or concert	0.0	0.0	0.0	1.4	0.3	
at a restaurant, bar, or a nightclub	0.0	0.0	0.0	0.0	0.0	
at an empty building or a construction site	0.0	0.0	0.0	0.7	0.1	
at a hotel/motel	0.0	0.5	0.0	0.0	0.1	
in a car	1.0	0.0	2.9	10.0	2.9	
at school	0.0	0.0	0.0	0.7	0.1	
N of Valid	202	209	172	140	723	
N of Miss	16	14	8	13	51	

Table 168: During the past 30 days, how many times did you ride in a car or other vehicle driven by someone who had been drinking alcohol?

Response	6	8	10	12	Total	
0 times	81.4	77.9	74.1	74.8	77.4	
1 time	10.8	8.5	5.7	10.2	8.8	
2 or 3 times	4.9	7.5	14.4	10.2	8.9	
4 or 5 times	1.0	1.9	2.9	2.0	1.9	
6 or more times	2.0	4.2	2.9	2.7	3.0	
N of Valid	204	213	174	147	738	
N of Miss	14	10	6	6	36	

Table 169: During the past 30 days, how many times did you drive a car or other vehicle when you had been drinking alcohol?







Response	6	8	10	12	Total	
I did not drive a car in the past 30 days	57.4	58.1	42.4	19.7	46.5	
0 times	41.2	40.5	50.6	63.9	47.7	
1 time	0.0	0.5	5.2	6.1	2.6	
2 or 3 times	1.5	0.5	1.2	8.2	2.5	
4 or 5 times	0.0	0.5	0.0	0.0	0.1	
6 or more times	0.0	0.0	0.6	2.0	0.5	
N of Valid	204	210	172	147	733	
N of Miss	14	13	8	6	41	

Table 170: How wrong would most adults (over 21) in your neighborhood think it is for kids your age: to use marijuana?





Response	6	8	10	12	Total	
Very wrong	94.2	82.8	73.5	69.9	81.3	
Wrong	3.9	11.5	17.1	16.8	11.7	
A little bit wrong	0.5	4.8	8.2	11.2	5.6	
Not wrong at all	1.5	1.0	1.2	2.1	1.4	
N of Valid	206	209	170	143	728	
N of Miss	12	14	10	10	46	

Table 171: How wrong would most adults (over 21) in your neighborhood think it is for kids your age: to drink alcohol?





Response	6	8	10	12	Total	
Very wrong	78.5	63.6	48.8	41.0	59.9	
Wrong	13.2	19.6	20.6	27.8	19.6	
A little bit wrong	5.9	13.9	23.5	24.3	15.9	
Not wrong at all	2.4	2.9	7.1	6.9	4.5	
N of Valid	205	209	170	144	728	
N of Miss	13	14	10	9	46	

Table 172: How wrong would most adults (over 21) in your neighborhood think it is for kids your age: to smoke cigarettes?





Response	6	8	10	12	Total	
Very wrong	81.5	68.4	56.5	36.6	63.1	
Wrong	11.7	13.9	20.0	28.2	17.5	
A little bit wrong	4.9	11.5	17.6	21.8	13.1	
Not wrong at all	2.0	6.2	5.9	13.4	6.3	
N of Valid	205	209	170	142	726	
N of Miss	13	14	10	11	48	

Table 173: How much do each of the following statements describe your neighborhood? crime and/or drug selling





Response	6	8	10	12	Total	
NO!	81.9	77.8	61.6	60.4	71.7	
no	12.7	13.5	23.3	23.6	17.6	
yes	2.9	5.8	10.5	12.5	7.4	
YES!	2.5	2.9	4.7	3.5	3.3	
N of Valid	204	207	172	144	727	
N of Miss	14	16	8	9	47	

Table 174: How much do each of the following statements describe your neighborhood? fights





Response	6	8	10	12	Total	
NO!	69.9	65.4	59.3	57.3	63.6	
no	11.7	19.5	20.9	25.9	18.9	
yes	16.0	11.7	15.7	15.4	14.6	
YES!	2.4	3.4	4.1	1.4	2.9	
N of Valid	206	205	172	143	726	
N of Miss	12	18	8	10	48	

Table 175: How much do each of the following statements describe your neighborhood? lots of empty or abandoned buildings

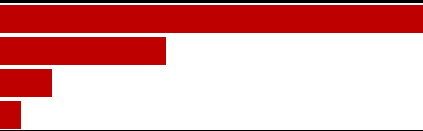
Response	6	8	10	12	Total	
NO!	73.2	70.2	62.2	62.2	67.6	
no	17.1	24.4	30.2	31.5	25.1	
yes	7.3	4.9	7.0	5.6	6.2	
YES!	2.4	0.5	0.6	0.7	1.1	
N of Valid	205	205	172	143	725	
N of Miss	13	18	8	10	49	

Table 176: How much do each of the following statements describe your neighborhood? lots of graffiti


Response	6	8	10	12	Total	
NO!	81.1	84.0	82.0	79.0	81.7	
no	15.4	13.6	17.4	20.3	16.3	
yes	2.0	1.5	0.6	0.7	1.2	
YES!	1.5	1.0	0.0	0.0	0.7	
N of Valid	201	206	172	143	722	
N of Miss	17	17	8	10	52	

Table 177: If I had to move, I would miss the neighborhood I now live in.


Response	6	8	10	12	Total	
NO!	6.3	10.7	15.1	19.3	12.2	
no	12.1	9.8	17.4	16.6	13.6	
yes	25.6	32.7	30.8	36.6	31.0	
YES!	56.0	46.8	36.6	27.6	43.2	
N of Valid	207	205	172	145	729	
N of Miss	11	18	8	8	45	

Table 178: My neighbors notice when I am doing a good job and let me know about it.

Response	6	8	10	12	Total	
NO!	31.5	35.6	36.0	36.6	34.8	
no	26.1	33.2	37.8	38.6	33.4	
yes	26.6	22.3	19.2	19.3	22.2	
YES!	15.8	8.9	7.0	5.5	9.7	
N of Valid	203	202	172	145	722	
N of Miss	15	21	8	8	52	

Table 179: I like my neighborhood.

Response	6	8	10	12	Total	
NO!	5.9	8.0	14.0	12.5	9.7	
no	9.3	9.5	14.0	12.5	11.1	
yes	30.7	37.5	42.7	49.3	39.2	
YES!	54.1	45.0	29.2	25.7	40.0	
N of Valid	205	200	171	144	720	
N of Miss	13	23	9	9	54	

Table 180: There are lots of adults in my neighborhood I could talk to about something important.

Response	6	8	10	12	Total	
NO!	18.8	22.9	28.2	30.3	24.5	
no	22.7	29.9	35.9	31.7	29.6	
yes	26.1	24.9	21.8	27.6	25.0	
YES!	32.4	22.4	14.1	10.3	20.9	
N of Valid	207	201	170	145	723	
N of Miss	11	22	10	8	51	

Table 181: I'd like to get out of my neighborhood.





Response	6	8	10	12	Total	
NO!	59.0	46.5	32.0	29.2	43.1	
no	26.8	32.5	36.6	37.5	32.9	
yes	9.3	10.0	18.6	18.1	13.5	
YES!	4.9	11.0	12.8	15.3	10.5	
N of Valid	205	200	172	144	721	
N of Miss	13	23	8	9	53	

Table 182: There are people in my neighborhood who are proud of me when I do something well.





Response	6	8	10	12	Total	
NO!	13.8	20.1	24.4	21.5	19.6	
no	21.7	29.6	26.2	35.4	27.7	
yes	29.6	30.2	33.7	36.1	32.0	
YES!	35.0	20.1	15.7	6.9	20.6	
N of Valid	203	199	172	144	718	
N of Miss	15	24	8	9	56	

Table 183: There are people in my neighborhood who encourage me to do my best.





Response	6	8	10	12	Total	
NO!	15.2	20.0	22.1	19.3	19.0	
no	16.2	20.5	26.2	40.7	24.7	
yes	26.5	31.5	34.9	30.3	30.7	
YES!	42.2	28.0	16.9	9.7	25.7	
N of Valid	204	200	172	145	721	
N of Miss	14	23	8	8	53	

Table 184: I feel safe in my neighborhood.

Response	6	8	10	12	Total
NO!	5.9	4.0	7.6	6.9	6.0
no	11.7	7.5	11.1	10.3	10.1
yes	26.3	39.2	45.0	51.0	39.3
YES!	56.1	49.2	36.3	31.7	44.6
N of Valid	205	199	171	145	720
N of Miss	13	24	9	8	54

Table 185: Which of the following activities for people your age are available in your community? sports teams?

Response	6	8	10	12	Total
No	10.8	5.2	9.3	12.4	9.2
Yes	89.2	94.8	90.7	87.6	90.8
N of Valid	203	194	172	145	714
N of Miss	15	29	8	8	60

Table 186: Which of the following activities for people your age are available in your community? scouting?

Response	6	8	10	12	Total
No	31.5	39.5	44.4	34.5	37.4
Yes	68.5	60.5	55.6	65.5	62.6
N of Valid	197	185	171	145	698
N of Miss	21	38	9	8	76

Table 187: Which of the following activities for people your age are available in your community? boys and girls clubs?



Response	6	8	10	12	Total	
No	56.8	40.3	51.5	55.2	50.7	
Yes	43.2	59.7	48.5	44.8	49.3	
N of Valid	192	186	171	145	694	
N of Miss	26	37	9	8	80	

Table 188: Which of the following activities for people your age are available in your community? 4-H clubs?



Response	6	8	10	12	Total	
No	38.1	23.7	27.3	23.4	28.6	
Yes	61.9	76.3	72.7	76.6	71.4	
N of Valid	194	186	172	145	697	
N of Miss	24	37	8	8	77	

Table 189: Which of the following activities for people your age are available in your community? service clubs?



Response	6	8	10	12	Total	
No	50.5	45.6	40.8	38.9	44.4	
Yes	49.5	54.4	59.2	61.1	55.6	
N of Valid	190	180	169	144	683	
N of Miss	28	43	11	9	91	

Table 190: If a kid smoked marijuana in your neighborhood would he or she be caught by the police?





Response	6	8	10	12	Total	
NO!	8.5	16.1	22.1	24.8	17.2	
no	31.3	34.4	47.7	51.7	40.3	
yes	25.9	29.7	23.8	15.9	24.4	
YES!	34.3	19.8	6.4	7.6	18.2	
N of Valid	201	192	172	145	710	
N of Miss	17	31	8	8	64	

Table 191: If a kid drank some beer, wine or hard liquor (for example, vodka, whiskey, or gin) in your neighborhood would he or she be caught by the police?





Response	6	8	10	12	Total	
NO!	12.5	21.4	32.0	31.0	23.4	
no	39.5	39.1	51.2	53.8	45.1	
yes	21.5	24.0	12.8	11.7	18.1	
YES!	26.5	15.6	4.1	3.4	13.4	
N of Valid	200	192	172	145	709	
N of Miss	18	31	8	8	65	

Table 192: If a kid carried a handgun in your neighborhood would he or she be caught by the police?





Response	6	8	10	12	Total	
NO!	9.5	12.7	18.7	18.6	14.5	
no	26.6	28.0	36.8	38.6	32.0	
yes	27.6	32.3	28.7	22.8	28.1	
YES!	36.2	27.0	15.8	20.0	25.4	
N of Valid	199	189	171	145	704	
N of Miss	19	34	9	8	70	

Table 193: If you wanted to get some cigarettes, how easy would it be for you to get some?





Response	6	8	10	12	Total	
Very hard	59.2	38.2	21.8	5.5	33.3	
Sort of hard	14.8	19.9	12.4	4.8	13.5	
Sort of easy	14.3	20.9	21.8	14.5	17.9	
Very easy	11.7	20.9	44.1	75.2	35.2	
N of Valid	196	191	170	145	702	
N of Miss	22	32	10	8	72	

Table 194: If you wanted to get some beer, wine or hard liquor (for example, vodka, whiskey, or gin), how easy would it be for you to get some?





Response	6	8	10	12	Total	
Very hard	59.0	37.2	18.3	8.3	32.7	
Sort of hard	12.3	19.4	11.8	12.4	14.1	
Sort of easy	17.4	20.4	27.2	26.9	22.6	
Very easy	11.3	23.0	42.6	52.4	30.6	
N of Valid	195	191	169	145	700	
N of Miss	23	32	11	8	74	

Table 195: If you wanted to get a drug like cocaine, LSD, or amphetamines, how easy would it be for you to get some?





Response	6	8	10	12	Total	
Very hard	91.8	79.5	57.6	39.2	69.3	
Sort of hard	5.1	8.9	21.8	32.2	15.8	
Sort of easy	1.0	6.8	14.1	14.0	8.5	
Very easy	2.1	4.7	6.5	14.7	6.4	
N of Valid	195	190	170	143	698	
N of Miss	23	33	10	10	76	

Table 196: If you wanted to get a handgun, how easy would it be for you to get one?





Response	6	8	10	12	Total	
Very hard	62.1	54.0	43.5	30.8	48.9	
Sort of hard	11.8	19.0	18.2	30.1	19.1	
Sort of easy	13.3	11.6	18.8	16.8	14.9	
Very easy	12.8	15.3	19.4	22.4	17.1	
N of Valid	195	189	170	143	697	
N of Miss	23	34	10	10	77	

Table 197: If you wanted to get some marijuana, how easy would it be for you to get some?





Response	6	8	10	12	Total	
Very hard	88.6	67.0	34.7	16.1	54.6	
Sort of hard	5.7	14.4	19.4	8.4	12.0	
Sort of easy	2.1	7.4	14.1	23.8	11.0	
Very easy	3.6	11.2	31.8	51.7	22.5	
N of Valid	193	188	170	143	694	
N of Miss	25	35	10	10	80	

Table 198: During the past 12 months, have you participated in any alcohol prevention programs or seen any alcohol prevention messages in your school or community?
Yes, a school-based program focused on preventing underage drinking and/or drinking and driving.



Response	6	8	10	12	Total	
No	47.7	56.5	60.0	55.6	54.7	
Yes	52.3	43.5	40.0	44.4	45.3	
N of Valid	218	223	180	153	774	
N of Miss	0	0	0	0	0	

Table 199: During the past 12 months, have you participated in any alcohol prevention programs or seen any alcohol prevention messages in your school or community? Yes, a community-based program focused on preventing underage drinking and/or drinking and driving (for example, through your church or temple or through youth groups like Boys and Girls Club or 4-H).

Response	6	8	10	12	Total	
No	89.9	91.5	93.3	93.5	91.9	
Yes	10.1	8.5	6.7	6.5	8.1	
N of Valid	218	223	180	153	774	
N of Miss	0	0	0	0	0	

Table 200: During the past 12 months, have you participated in any alcohol prevention programs or seen any alcohol prevention messages in your school or community? Yes, a media campaign addressing underage drinking and/or drinking and driving (for example, newspaper ads, posters, pamphlets, radio, TV).

Response	6	8	10	12	Total	
No	89.0	88.3	87.8	86.3	88.0	
Yes	11.0	11.7	12.2	13.7	12.0	
N of Valid	218	223	180	153	774	
N of Miss	0	0	0	0	0	

Table 201: During the past 12 months, have you participated in any alcohol prevention programs or seen any alcohol prevention messages in your school or community? No

Response	6	8	10	12	Total	
No	70.2	66.8	53.9	58.2	63.0	
Yes	29.8	33.2	46.1	41.8	37.0	
N of Valid	218	223	180	153	774	
N of Miss	0	0	0	0	0	

Table 202: How wrong do your parents feel it would be for YOU to: drink beer, wine or hard liquor (for example, vodka, whiskey or gin) regularly?

Response	6	8	10	12	Total	
Very wrong	86.8	77.6	60.6	50.3	70.4	
Wrong	10.7	15.3	19.4	23.1	16.6	
A little bit wrong	2.5	6.0	17.6	21.0	11.0	
Not wrong at all	0.0	1.1	2.4	5.6	2.0	
N of Valid	197	183	170	143	693	
N of Miss	21	40	10	10	81	

Table 203: How wrong do your parents feel it would be for YOU to: smoke cigarettes?

Response	6	8	10	12	Total	
Very wrong	94.4	83.5	77.1	55.9	79.3	
Wrong	4.6	11.5	15.3	21.7	12.6	
A little bit wrong	1.0	2.7	4.7	12.6	4.8	
Not wrong at all	0.0	2.2	2.9	9.8	3.3	
N of Valid	197	182	170	143	692	
N of Miss	21	41	10	10	82	

Table 204: How wrong do your parents feel it would be for YOU to: smoke marijuana?

Response	6	8	10	12	Total	
Very wrong	96.9	92.3	88.8	76.9	89.6	
Wrong	2.6	3.9	8.2	10.5	5.9	
A little bit wrong	0.0	3.3	2.4	7.7	3.0	
Not wrong at all	0.5	0.6	0.6	4.9	1.4	
N of Valid	196	181	170	143	690	
N of Miss	22	42	10	10	84	

Table 205: How wrong do your parents feel it would be for YOU to: steal something worth more than \$5?





Response	6	8	10	12	Total	
Very wrong	85.3	86.0	82.2	83.9	84.4	
Wrong	11.7	11.2	14.8	13.3	12.7	
A little bit wrong	2.0	1.7	3.0	1.4	2.0	
Not wrong at all	1.0	1.1	0.0	1.4	0.9	
N of Valid	197	178	169	143	687	
N of Miss	21	45	11	10	87	

Table 206: How wrong do your parents feel it would be for YOU to: draw graffiti, write things, or draw pictures on buildings or other property (without the owner's permission)?





Response	6	8	10	12	Total	
Very wrong	91.3	90.7	82.4	79.7	86.5	
Wrong	6.1	7.7	12.4	14.7	9.8	
A little bit wrong	1.5	0.5	4.1	3.5	2.3	
Not wrong at all	1.0	1.1	1.2	2.1	1.3	
N of Valid	196	182	170	143	691	
N of Miss	22	41	10	10	83	

Table 207: How wrong do your parents feel it would be for YOU to: pick a fight with someone?





Response	6	8	10	12	Total	
Very wrong	65.7	58.2	45.6	42.7	54.0	
Wrong	21.7	26.9	28.7	37.1	28.0	
A little bit wrong	9.1	11.5	19.3	18.2	14.1	
Not wrong at all	3.5	3.3	6.4	2.1	3.9	
N of Valid	198	182	171	143	694	
N of Miss	20	41	9	10	80	

Table 208: During the past 12 months, have you talked with at least one of your parents about the dangers of underage drinking and/or drinking and driving? By parents, we mean either your biological parents, adoptive parents, stepparents, or adult guardians - whether or not they live with you.



Response	6	8	10	12	Total	
No	49.7	56.3	57.6	53.5	54.2	
Yes	50.3	43.8	42.4	46.5	45.8	
N of Valid	195	176	170	142	683	
N of Miss	23	47	10	11	91	

Table 209: Have any of your brothers or sisters ever: drunk beer, wine or hard liquor (for example, vodka, whiskey or gin)?




Response	6	8	10	12	Total	
No	66.7	54.6	32.9	28.2	47.2	
Yes	27.6	43.2	62.4	64.1	47.9	
I don't have any brothers or sisters	5.7	2.2	4.7	7.7	4.9	
N of Valid	192	183	170	142	687	
N of Miss	26	40	10	11	87	

Table 210: Have any of your brothers or sisters ever: smoked marijuana?




Response	6	8	10	12	Total	
No	87.6	82.2	64.9	47.5	72.3	
Yes	6.7	15.6	29.8	44.7	22.6	
I don't have any brothers or sisters	5.7	2.2	5.3	7.8	5.1	
N of Valid	194	180	171	141	686	
N of Miss	24	43	9	12	88	

Table 211: Have any of your brothers or sisters ever: smoked cigarettes?




Response	6	8	10	12	Total	
No	72.6	65.9	48.2	37.6	57.5	
Yes	21.1	31.3	46.5	55.3	37.2	
I don't have any brothers or sisters	6.3	2.7	5.3	7.1	5.3	
N of Valid	190	182	170	141	683	
N of Miss	28	41	10	12	91	

Table 212: Have any of your brothers or sisters ever: taken a handgun to school?




Response	6	8	10	12	Total	
No	94.8	96.1	93.6	92.2	94.3	
Yes	0.0	1.1	1.2	1.4	0.9	
I don't have any brothers or sisters	5.2	2.8	5.3	6.4	4.8	
N of Valid	193	181	171	141	686	
N of Miss	25	42	9	12	88	

Table 213: Have any of your brothers or sisters ever: been suspended or expelled from school?




Response	6	8	10	12	Total	
No	83.2	78.1	64.9	66.7	73.9	
Yes	11.6	19.1	29.8	26.2	21.2	
I don't have any brothers or sisters	5.3	2.7	5.3	7.1	5.0	
N of Valid	190	183	171	141	685	
N of Miss	28	40	9	12	89	

Table 214: The rules in my family are clear.

Response	6	8	10	12	Total	
NO!	4.7	2.7	2.3	4.9	3.6	
no	6.2	15.4	11.6	8.5	10.4	
yes	34.7	33.5	47.7	52.1	41.2	
YES!	54.4	48.4	38.4	34.5	44.7	
N of Valid	193	182	172	142	689	
N of Miss	25	41	8	11	85	

Table 215: People in my family often insult or yell at each other.

Response	6	8	10	12	Total	
NO!	33.9	24.2	22.2	19.1	25.4	
no	35.9	44.0	42.7	48.9	42.4	
yes	21.4	20.9	24.6	24.8	22.7	
YES!	8.9	11.0	10.5	7.1	9.5	
N of Valid	192	182	171	141	686	
N of Miss	26	41	9	12	88	

Table 216: When I am not at home, one of my parents knows where I am and who I am with.

Response	6	8	10	12	Total	
NO!	1.6	1.1	3.5	2.8	2.2	
no	3.6	10.0	9.9	12.7	8.8	
yes	24.5	33.3	48.0	53.5	38.7	
YES!	70.3	55.6	38.6	31.0	50.4	
N of Valid	192	180	171	142	685	
N of Miss	26	43	9	11	89	

Table 217: We argue about the same things in my family over and over.

Response	6	8	10	12	Total	
NO!	34.0	22.9	17.0	19.0	23.7	
no	29.3	38.5	38.0	35.2	35.1	
yes	27.2	25.7	33.3	35.9	30.2	
YES!	9.4	12.8	11.7	9.9	11.0	
N of Valid	191	179	171	142	683	
N of Miss	27	44	9	11	91	

Table 218: If you drank some beer or wine or liquor (for example, vodka, whiskey, or gin) without your parents' permission, would you be caught by your parents?

Response	6	8	10	12	Total	
NO!	6.1	13.8	18.9	21.0	14.3	
no	11.1	21.8	40.2	53.8	30.0	
yes	21.7	27.0	21.9	15.4	21.8	
YES!	61.1	37.4	18.9	9.8	33.9	
N of Valid	198	174	169	143	684	
N of Miss	20	49	11	10	90	

Table 219: My family has clear rules about alcohol and drug use.

Response	6	8	10	12	Total	
NO!	2.0	2.9	4.1	2.8	2.9	
no	7.1	10.9	13.0	16.0	11.4	
yes	21.3	27.6	36.1	50.7	32.7	
YES!	69.5	58.6	46.7	30.6	52.9	
N of Valid	197	174	169	144	684	
N of Miss	21	49	11	9	90	

Table 220: If you carried a handgun without your parents' permission, would you be caught by your parents?

Response	6	8	10	12	Total
NO!	4.1	5.2	4.2	11.2	5.9
no	5.1	9.9	16.1	26.6	13.6
yes	15.4	25.0	32.1	28.7	24.8
YES!	75.4	59.9	47.6	33.6	55.8
N of Valid	195	172	168	143	678
N of Miss	23	51	12	10	96

Table 221: If you skipped school would you be caught by your parents?

Response	6	8	10	12	Total
NO!	4.1	5.8	7.7	14.0	7.5
no	7.7	14.0	16.0	28.7	15.8
yes	20.4	24.0	33.7	28.0	26.2
YES!	67.9	56.1	42.6	29.4	50.5
N of Valid	196	171	169	143	679
N of Miss	22	52	11	10	95

Table 222: Do you feel very close to your mother?

Response	6	8	10	12	Total
NO!	4.1	9.5	8.3	10.5	7.9
no	9.3	14.8	11.3	19.6	13.4
yes	17.6	29.0	32.7	31.5	27.2
YES!	68.9	46.7	47.6	38.5	51.6
N of Valid	193	169	168	143	673
N of Miss	25	54	12	10	101

Table 223: Do you share your thoughts and feelings with your mother?





Response	6	8	10	12	Total	
NO!	9.4	13.5	15.5	12.6	12.6	
no	16.1	27.1	23.2	26.6	22.9	
yes	26.6	27.1	29.2	35.0	29.1	
YES!	47.9	32.4	32.1	25.9	35.4	
N of Valid	192	170	168	143	673	
N of Miss	26	53	12	10	101	

Table 224: My parents ask me what I think before most family decisions affecting me are made.





Response	6	8	10	12	Total	
NO!	9.9	12.4	15.5	13.4	12.7	
no	18.8	26.6	23.8	30.3	24.4	
yes	29.2	30.8	39.9	35.9	33.7	
YES!	42.2	30.2	20.8	20.4	29.2	
N of Valid	192	169	168	142	671	
N of Miss	26	54	12	11	103	

Table 225: Do you share your thoughts and feelings with your father?





Response	6	8	10	12	Total	
NO!	13.1	24.6	24.3	21.0	20.4	
no	19.9	25.7	30.2	30.1	26.1	
yes	30.4	26.9	26.6	31.5	28.8	
YES!	36.6	22.8	18.9	17.5	24.6	
N of Valid	191	167	169	143	670	
N of Miss	27	56	11	10	104	

Table 226: Do you enjoy spending time with your mother?

Response	6	8	10	12	Total	
NO!	3.1	7.7	5.3	9.8	6.2	
no	6.7	8.3	16.0	14.0	11.0	
yes	23.2	41.1	39.6	42.7	35.9	
YES!	67.0	42.9	39.1	33.6	46.9	
N of Valid	194	168	169	143	674	
N of Miss	24	55	11	10	100	

Table 227: Do you enjoy spending time with your father?

Response	6	8	10	12	Total	
NO!	3.6	14.4	13.2	18.2	11.8	
no	3.1	7.2	12.0	15.4	8.9	
yes	20.1	38.3	41.9	41.3	34.6	
YES!	73.2	40.1	32.9	25.2	44.7	
N of Valid	194	167	167	143	671	
N of Miss	24	56	13	10	103	

Table 228: If I had a personal problem, I could ask my mom or dad for help.

Response	6	8	10	12	Total	
NO!	4.2	10.2	8.9	9.8	8.0	
no	5.7	17.4	14.2	10.5	11.8	
yes	24.0	28.1	40.2	42.0	32.9	
YES!	66.1	44.3	36.7	37.8	47.2	
N of Valid	192	167	169	143	671	
N of Miss	26	56	11	10	103	

Table 229: Do you feel very close to your father?

Response	6	8	10	12	Total	
NO!	6.8	15.1	15.4	18.9	13.6	
no	4.2	16.9	21.9	22.4	15.7	
yes	18.2	25.9	27.8	34.3	26.0	
YES!	70.8	42.2	34.9	24.5	44.8	
N of Valid	192	166	169	143	670	
N of Miss	26	57	11	10	104	

Table 230: My parents give me lots of chances to do fun things with them.

Response	6	8	10	12	Total	
NO!	2.1	9.1	8.9	9.9	7.2	
no	17.0	20.6	26.0	29.6	22.8	
yes	22.7	36.4	37.3	40.8	33.6	
YES!	58.2	33.9	27.8	19.7	36.4	
N of Valid	194	165	169	142	670	
N of Miss	24	58	11	11	104	

Table 231: My parents ask if I've gotten my homework done.

Response	6	8	10	12	Total	
NO!	2.6	3.6	8.3	14.1	6.7	
no	3.6	8.5	13.0	28.2	12.4	
yes	21.5	32.1	36.1	36.6	31.0	
YES!	72.3	55.8	42.6	21.1	49.9	
N of Valid	195	165	169	142	671	
N of Miss	23	58	11	11	103	

Table 232: People in my family have serious arguments.





Response	6	8	10	12	Total	
NO!	39.2	26.2	19.0	22.7	27.3	
no	31.7	51.8	48.8	46.1	44.1	
yes	20.6	11.6	20.8	20.6	18.4	
YES!	8.5	10.4	11.3	10.6	10.1	
N of Valid	189	164	168	141	662	
N of Miss	29	59	12	12	112	

Table 233: Would your parents know if you did not come home on time?





Response	6	8	10	12	Total	
NO!	3.1	4.3	4.8	6.3	4.5	
no	6.7	10.4	12.5	16.2	11.1	
yes	23.3	36.8	42.3	43.0	35.6	
YES!	66.8	48.5	40.5	34.5	48.8	
N of Valid	193	163	168	142	666	
N of Miss	25	60	12	11	108	

Table 234: It is important to be honest with your parents, even if they become upset or you get punished.





Response	6	8	10	12	Total	
NO!	2.6	6.8	6.0	8.5	5.8	
no	4.8	5.6	13.2	9.9	8.2	
yes	22.8	40.7	41.9	50.0	37.9	
YES!	69.8	46.9	38.9	31.7	48.2	
N of Valid	189	162	167	142	660	
N of Miss	29	61	13	11	114	

Table 235: My parents notice when I am doing a good job and let me know about it.

Response	6	8	10	12	Total
Never or Almost Never	6.3	9.3	10.1	11.3	9.1
Sometimes	14.7	31.5	26.2	30.5	25.1
Often	27.7	30.2	25.6	30.5	28.4
All the time	51.3	29.0	38.1	27.7	37.5
N of Valid	191	162	168	141	662
N of Miss	27	61	12	12	112

Table 236: How often do your parents tell you they're proud of you for something you've done?

Response	6	8	10	12	Total
Never or Almost Never	4.2	5.6	7.7	13.4	7.4
Sometimes	16.9	31.9	25.0	29.6	25.3
Often	27.0	36.9	34.5	28.9	31.7
All the time	51.9	25.6	32.7	28.2	35.5
N of Valid	189	160	168	142	659
N of Miss	29	63	12	11	115

Table 237: How many brothers and sisters, including stepbrothers and stepsisters, do you have that are younger than you?

Response	6	8	10	12	Total
0	42.3	35.0	40.1	38.0	39.1
1	25.9	30.0	26.3	29.6	27.8
2	18.0	15.6	16.8	10.6	15.5
3	5.8	10.6	9.6	11.3	9.1
4	2.6	3.1	2.4	4.9	3.2
5	2.1	3.1	3.0	0.7	2.3
6 or more	3.2	2.5	1.8	4.9	3.0
N of Valid	189	160	167	142	658
N of Miss	29	63	13	11	116

Table 238: How many brothers and sisters, including stepbrothers and stepsisters, do you have that are older than you?








Response	6	8	10	12	Total	
0	29.6	27.4	24.6	37.1	29.4	
1	27.0	30.5	26.9	28.7	28.2	
2	18.9	15.9	18.6	16.8	17.6	
3	10.2	10.4	13.2	5.6	10.0	
4	4.1	5.5	8.4	6.3	6.0	
5	5.1	4.3	3.0	4.2	4.2	
6 or more	5.1	6.1	5.4	1.4	4.6	
N of Valid	196	164	167	143	670	
N of Miss	22	59	13	10	104	

Table 239: Have you changed homes in the past year (the last 12 months)?



Response	6	8	10	12	Total	
No	73.1	72.3	79.0	76.1	75.0	
Yes	26.9	27.7	21.0	23.9	25.0	
N of Valid	193	159	167	142	661	
N of Miss	25	64	13	11	113	

Table 240: How many times have you changed homes since kindergarten?






Response	6	8	10	12	Total	
Never	33.9	27.7	30.5	25.9	29.8	
1 or 2 times	34.4	27.7	28.7	32.2	30.9	
3 or 4 times	16.9	20.1	13.8	18.9	17.3	
5 or 6 times	9.0	11.9	10.8	11.9	10.8	
7 or more times	5.8	12.6	16.2	11.2	11.2	
N of Valid	189	159	167	143	658	
N of Miss	29	64	13	10	116	

Table 241: Have you changed schools (including changing from elementary to middle and middle to high school) in the past year?



Response	6	8	10	12	Total	
No	55.6	79.6	79.5	82.5	73.4	
Yes	44.4	20.4	20.5	17.5	26.6	
N of Valid	187	157	166	143	653	
N of Miss	31	66	14	10	121	

Table 242: How many times have you changed schools since kindergarten (including changing from elementary to middle and middle to high school)?






Response	6	8	10	12	Total	
Never	37.6	33.5	32.5	33.6	34.5	
1 or 2 times	41.3	36.7	28.9	28.0	34.1	
3 or 4 times	13.8	13.9	19.3	21.0	16.8	
5 or 6 times	4.8	8.2	9.6	9.8	7.9	
7 or more times	2.6	7.6	9.6	7.7	6.7	
N of Valid	189	158	166	143	656	
N of Miss	29	65	14	10	118	

Table 243: Has anyone in your family ever had severe alcohol or drug problems?



Response	6	8	10	12	Total	
No	65.8	55.8	54.9	49.7	57.0	
Yes	34.2	44.2	45.1	50.3	43.0	
N of Valid	184	156	164	143	647	
N of Miss	34	67	16	10	127	

Table 244: About how many adults (over 21) have you known personally who in the past year have: used marijuana, crack, cocaine, or other drugs?






Response	6	8	10	12	Total	
0	72.4	64.6	50.3	42.0	58.2	
1	15.7	12.7	17.6	7.0	13.5	
2	3.8	7.6	11.5	16.1	9.4	
3-4	5.4	8.9	6.7	7.0	6.9	
5+	2.7	6.3	13.9	28.0	12.0	
N of Valid	185	158	165	143	651	
N of Miss	33	65	15	10	123	

Table 245: About how many adults (over 21) have you known personally who in the past year have: sold or dealt drugs?






Response	6	8	10	12	Total	
0	88.2	79.5	68.3	59.4	74.7	
1	6.5	9.6	12.2	8.4	9.1	
2	2.2	5.8	7.3	10.5	6.2	
3-4	2.2	2.6	4.9	11.2	4.9	
5+	1.1	2.6	7.3	10.5	5.1	
N of Valid	186	156	164	143	649	
N of Miss	32	67	16	10	125	

Table 246: About how many adults (over 21) have you known personally who in the past year have: done other things that could get them in trouble with the police, like stealing, selling stolen goods, mugging or assaulting others, etc.?






Response	6	8	10	12	Total	
0	81.4	66.9	60.6	60.1	68.0	
1	10.6	13.4	18.8	8.4	12.9	
2	3.7	9.6	7.9	11.9	8.0	
3-4	2.1	3.8	3.0	7.0	3.8	
5+	2.1	6.4	9.7	12.6	7.4	
N of Valid	188	157	165	143	653	
N of Miss	30	66	15	10	121	

Table 247: About how many adults (over 21) have you known personally who in the past year have: gotten drunk or high?










Response	6	8	10	12	Total	
0	52.4	37.3	24.1	23.2	35.2	
1	25.4	20.3	19.1	7.7	18.7	
2	5.4	14.6	16.0	10.6	11.4	
3-4	4.3	5.7	10.5	12.7	8.0	
5+	12.4	22.2	30.2	45.8	26.6	
N of Valid	185	158	162	142	647	
N of Miss	33	65	18	11	127	

Table 248: How honest were you in filling out this survey?

Response	6	8	10	12	Total	
I was very honest	83.5	85.5	77.6	80.4	81.8	
I was honest pretty much of the time	14.4	12.6	20.0	17.5	16.0	
I was honest some of the time	1.6	1.3	2.4	1.4	1.7	
I was honest once in a while	0.5	0.6	0.0	0.7	0.5	
I was not honest at all	0.0	0.0	0.0	0.0	0.0	
N of Valid	188	159	165	143	655	
N of Miss	30	64	15	10	119	