

2008 APNA

Arkansas Prevention Needs Assessment Student Survey



Conway County Frequency Distribution Report

Office of Alcohol and Drug Abuse Prevention
Division of Behavioral Health Services
Arkansas Department of Human Services
March 2009

Contents

1 INTRODUCTION

12

2 PERCENTAGE TABLES

17

List of Tables

1	Sex	18
2	Age	18
3	Are you Hispanic or Latino?	18
4	What is your race? Black or African American	19
5	What is your race? Asian	19
6	What is your race? American Indian	19
7	What is your race? Alaska Native	19
8	What is your race? White	20
9	What is your race? Native Hawaiian or Other Pacific Islander	20
10	What is your race? Other	20
11	What is the highest level of schooling completed by your mother or father?	21
12	Think of where you live most of the time. Which of the following people live there with you? Mother	21
13	Think of where you live most of the time. Which of the following people live there with you? Stepmother	21
14	Think of where you live most of the time. Which of the following people live there with you? Foster Mother	22
15	Think of where you live most of the time. Which of the following people live there with you? Grandmother	22
16	Think of where you live most of the time. Which of the following people live there with you? Aunt	22
17	Think of where you live most of the time. Which of the following people live there with you? Father	22

18	Think of where you live most of the time. Which of the following people live there with you? Stepfather	23
19	Think of where you live most of the time. Which of the following people live there with you? Foster Father	23
20	Think of where you live most of the time. Which of the following people live there with you? Grandfather	23
21	Think of where you live most of the time. Which of the following people live there with you? Uncle	23
22	Think of where you live most of the time. Which of the following people live there with you? Other Adults	24
23	Think of where you live most of the time. Which of the following people live there with you? Brother(s)	24
24	Think of where you live most of the time. Which of the following people live there with you? Stepbrother(s)	24
25	Think of where you live most of the time. Which of the following people live there with you? Sister(s)	24
26	Think of where you live most of the time. Which of the following people live there with you? Stepsister(s)	25
27	Think of where you live most of the time. Which of the following people live there with you? Other Children	25
28	In my school, students have lots of chances to help decide things like class activities and rules.	25
29	Teachers ask me to work on special classroom projects.	26
30	My teacher(s) notices when I am doing a good job and lets me know about it.	26
31	There are lots of chances for students in my school to get involved in sports, clubs, and other school activities outside of class. . . .	26
32	There are lots of chances for students in my school to talk with a teacher one-on-one.	27

33	I feel safe at my school.	27
34	The school lets my parents know when I have done something well.	27
35	My teachers praise me when I work hard in school.	28
36	Are your school grades better than the grades of most students in your class?	28
37	I have lots of chances to be part of class discussions or activities.	28
38	Now thinking back over the past year in school, how often did you: enjoy being in school?	29
39	Now thinking back over the past year in school, how often did you: hate being in school?	29
40	Now thinking back over the past year in school, how often did you: try to do your best work in school?	29
41	How often do you feel that the school work you are assigned is meaningful and important?	30
42	Putting them all together, what were your grades like last year?	30
43	How important do you think the things you are learning in school are going to be for your later life?	30
44	How interesting are most of your courses to you?	31
45	During the LAST FOUR WEEKS how many whole days of school have you missed because you skipped or 'cut'?	31
46	Think of your four best friends (the friends you feel closest to). In the past year (12 months), how many of your best friends have: participated in clubs, organizations or activities at school?	31
47	Think of your four best friends (the friends you feel closest to). In the past year (12 months), how many of your best friends have: smoked cigarettes?	32

48	Think of your four best friends (the friends you feel closest to). In the past year (12 months), how many of your best friends have: tried beer, wine or hard liquor (for example, vodka, whiskey, or gin) when their parents didn't know about it?	32
49	Think of your four best friends (the friends you feel closest to). In the past year (12 months), how many of your best friends have: made a commitment to stay drug-free?	32
50	Think of your four best friends (the friends you feel closest to). In the past year (12 months), how many of your best friends have: used marijuana?	33
51	Think of your four best friends (the friends you feel closest to). In the past year (12 months), how many of your best friends have: tried to do well in school?	33
52	Think of your four best friends (the friends you feel closest to). In the past year (12 months), how many of your best friends have: used LSD, cocaine, amphetamines, or other illegal drugs?	33
53	Think of your four best friends (the friends you feel closest to). In the past year (12 months), how many of your best friends have: been suspended from school?	34
54	Think of your four best friends (the friends you feel closest to). In the past year (12 months), how many of your best friends have: liked school?	34
55	Think of your four best friends (the friends you feel closest to). In the past year (12 months), how many of your best friends have: carried a handgun?	34
56	Think of your four best friends (the friends you feel closest to). In the past year (12 months), how many of your best friends have: sold illegal drugs?	35
57	Think of your four best friends (the friends you feel closest to). In the past year (12 months), how many of your best friends have: regularly attended religious services?	35

58	Think of your four best friends (the friends you feel closest to). In the past year (12 months), how many of your best friends have: stolen or tried to steal a motor vehicle such as a car or motorcycle?	35
59	Think of your four best friends (the friends you feel closest to). In the past year (12 months), how many of your best friends have: been arrested?	36
60	Think of your four best friends (the friends you feel closest to). In the past year (12 months), how many of your best friends have: dropped out of school?	36
61	Think of your four best friends (the friends you feel closest to). In the past year (12 months), how many of your best friends have: been members of a gang?	36
62	What are the chances you would be seen as cool if you: smoked cigarettes?	37
63	What are the chances you would be seen as cool if you: worked hard at school?	37
64	What are the chances you would be seen as cool if you: began drinking alcoholic beverages regularly, that is, at least once or twice a month?	37
65	What are the chances you would be seen as cool if you: defended someone who was being verbally abused at school?	38
66	What are the chances you would be seen as cool if you: smoked marijuana?	38
67	What are the chances you would be seen as cool if you: carried a handgun?	38
68	What are the chances you would be seen as cool if you: regularly volunteered to do community service?	39
69	How old were you when you first: smoked marijuana?	39
70	How old were you when you first: smoked a cigarette, even just a puff?	40

71	How old were you when you first: had more than a sip or two of beer, wine or hard liquor (for example, vodka, whiskey, or gin)?	40
72	How old were you when you first: began drinking alcoholic beverages regularly, that is, at least once or twice a month?	41
73	How old were you when you first: used phenoxydine (pox, px, breeze)?	41
74	How old were you when you first: got suspended from school?	42
75	How old were you when you first: got arrested?	42
76	How old were you when you first: carried a handgun?	43
77	How old were you when you first: attacked someone with the idea of seriously hurting them?	43
78	How old were you when you first: belonged to a gang?	44
79	How wrong do you think it is for someone your age to: take a handgun to school?	44
80	How wrong do you think it is for someone your age to: steal anything worth more than \$5?	44
81	How wrong do you think it is for someone your age to: pick a fight with someone?	45
82	How wrong do you think it is for someone your age to: attack someone with the idea of seriously hurting them?	45
83	How wrong do you think it is for someone your age to: stay away from school all day when their parents think they are at school?	45
84	How wrong do you think it is for someone your age to: drink beer, wine or hard liquor (for example, vodka, whiskey, or gin) regularly?	46
85	How wrong do you think it is for someone your age to: smoke cigarettes?	46

86	How wrong do you think it is for someone your age to: smoke marijuana?	46
87	How wrong do you think it is for someone your age to: use LSD, cocaine, amphetamines or another illegal drug?	47
88	At school during the past 12 months, did you receive help from the resource teacher, speech therapist or other special education teacher?	47
89	How many times have you done the following things? done what feels good no matter what.	47
90	How many times have you done the following things? done something dangerous because someone dared you to do it.	48
91	How many times have you done the following things? done crazy things even if they are a little dangerous.	48
92	How many times in the past year (12 months) have you: been suspended from school?	49
93	How many times in the past year (12 months) have you: carried a handgun?	49
94	How many times in the past year (12 months) have you: sold illegal drugs?	50
95	How many times in the past year (12 months) have you: stolen or tried to steal a motor vehicle such as a car or motorcycle?	50
96	How many times in the past year (12 months) have you: participated in clubs, organizations or activities at school?	51
97	How many times in the past year (12 months) have you: been arrested?	51
98	How many times in the past year (12 months) have you: done extra work on your own for school?	52
99	How many times in the past year (12 months) have you: attacked someone with the idea of seriously hurting them?	52

100	How many times in the past year (12 months) have you: been drunk or high at school?	53
101	How many times in the past year (12 months) have you: volunteered to do community service?	53
102	How many times in the past year (12 months) have you: taken a handgun to school?	54
103	Are you currently on probation, or assigned a probation officer with Juvenile Court?	54
104	Have you ever belonged to a gang?	54
105	If you have ever belonged to a gang, did that gang have a name?	55
106	You're looking at CD's in a music store with a friend. You look up and see her slip a CD under her coat. She smiles and says 'Which one do you want? Go ahead, take it while nobody's around.' There is nobody in sight, no employees and no other customers. What would you do now?	55
107	You are visiting another part of town, and you don't know any of the people your age there. You are walking down the street, and some teenager you don't know is walking toward you. He is about your size, and as he is about to pass you, he deliberately bumps into you and you almost lose your balance. What would you say or do?	55
108	You are at a party at someone's house, and one of your friends offers you a drink containing alcohol. What would you say or do?	56
109	It's 8:00 on a weeknight and you are about to go over to a friend's home when your mother asks you where you are going. You say 'Oh, just going to go hang out with some friends.' She says, 'No, you'll just get into trouble if you go out. Stay home tonight.' What would you do now?	56
110	How often do you attend religious services or activities?	56
111	I do the opposite of what people tell me, just to get them mad.	57
112	I like to see how much I can get away with.	57

113	I ignore rules that get in my way.	57
114	I think sometimes it's okay to cheat at school.	58
115	It is important to think before you act.	58
116	Sometimes I think that life is not worth it.	58
117	At times I think I am no good at all.	59
118	All in all, I am inclined to think that I am a failure.	59
119	In the past year, have you felt depressed or sad MOST days, even if you felt okay sometimes?	59
120	It is all right to beat up people if they start the fight.	60
121	I think it is okay to take something without asking if you can get away with it.	60
122	Sometimes we don't know what we will do as adults, but we may have an idea. Please answer how true these statements may be for you. WHEN I AM AN ADULT I WILL: smoke cigarettes.	60
123	Sometimes we don't know what we will do as adults, but we may have an idea. Please answer how true these statements may be for you. WHEN I AM AN ADULT I WILL: drink beer, wine, or liquor.	61
124	Sometimes we don't know what we will do as adults, but we may have an idea. Please answer how true these statements may be for you. WHEN I AM AN ADULT I WILL: smoke marijuana.	61
125	Sometimes we don't know what we will do as adults, but we may have an idea. Please answer how true these statements may be for you. WHEN I AM AN ADULT I WILL: use LSD, cocaine, amphetamines or another illegal drug.	61
126	How much do you think people risk harming themselves (physically or in other ways) if they: smoked one or more packs of cigarettes per day?	62

127	How much do you think people risk harming themselves (physically or in other ways) if they: try marijuana once or twice?	62
128	How much do you think people risk harming themselves (physically or in other ways) if they: smoke marijuana regularly?	62
129	How much do you think people risk harming themselves (physically or in other ways) if they: take one or two drinks of an alcoholic beverage (beer, wine, liquor) nearly every day?	63
130	How much do you think people risk harming themselves (physically or in other ways) if they: have five or more drinks once or twice each weekend?	63
131	On how many occasions have you had alcoholic beverages (beer, wine or hard liquor) to drink in your lifetime - more than just a few sips?	63
132	On how many occasions have you had beer, wine or hard liquor to drink during the past 30 days?	64
133	On how many occasions have you used marijuana (grass, pot) or hashish (hash, hash oil) in your lifetime?	64
134	On how many occasions have you used marijuana (grass, pot) or hashish (hash, hash oil) during the past 30 days?	65
135	On how many occasions have you used LSD or other psychedelics in your lifetime?	65
136	On how many occasions have you used LSD or other psychedelics during the past 30 days?	66
137	On how many occasions have you used cocaine or crack in your lifetime?	66
138	On how many occasions have you used cocaine or crack during the past 30 days?	67
139	On how many occasions have you sniffed glue, breathed the contents of an aerosol spray can, or inhaled other gases or sprays, in order to get high in your lifetime?	67

140	On how many occasions have you sniffed glue, breathed the contents of an aerosol spray can, or inhaled other gases or sprays, in order to get high during the past 30 days?	68
141	On how many occasions have you used phenoxydine (pox, px, breeze) in your lifetime?	68
142	On how many occasions have you used phenoxydine (pox, px, breeze) during the past 30 days?	69
143	On how many occasions have you used sedatives (tranquilizers, such as Valium or Xanax, barbiturates, or sleeping pills) without a doctor telling you to take them, in your lifetime?	69
144	On how many occasions have you used sedatives (tranquilizers, such as Valium or Xanax, barbiturates, or sleeping pills) without a doctor telling you to take them, during the past 30 days?	70
145	On how many occasions have you used Methamphetamines (meth, speed, crank, crystal meth) in your lifetime?	70
146	On how many occasions have you used Methamphetamines (meth, speed, crank, crystal meth) in the past 30 days?	71
147	On how many occasions have you used stimulants, other than Methamphetamines (such as amphetamines, Ritalin or Dexedrine) without a doctor telling you to take them, in your lifetime?	71
148	On how many occasions have you used stimulants, other than Methamphetamines (such as amphetamines, Ritalin or Dexedrine) without a doctor telling you to take them, during the past 30 days?	72
149	On how many occasions have you used heroin or other opiates in your lifetime?	72
150	On how many occasions have you used heroin or other opiates during the past 30 days?	73
151	On how many occasions have you used MDMA ('X', 'E', or ecstasy) in your lifetime?	73

152	On how many occasions have you used MDMA ('X', 'E', or ecstasy) during the past 30 days?	74
153	On how many occasions have you taken prescription drugs (such as Valium, Xanax, Ritalin, Adderall, OxyContin, Darvocet, or sleeping pills) on your own-that is, without a doctor telling you to take them in your lifetime?	74
154	On how many occasions have you taken prescription drugs (such as Valium, Xanax, Ritalin, Adderall, OxyContin, Darvocet, or sleeping pills) on your own-that is, without a doctor telling you to take them during the past 30 days?	75
155	On how many occasions have you taken non-prescription medicines such as diet pills (for example, Dietac, Dexatrim or Prolamine), stay-awake pills (for example No-Doz, Vivarin, or Wake), or cough or cold medicines (robos, DXM, etc.) to get high in your lifetime?	75
156	On how many occasions have you taken non-prescription medicines such as diet pills (for example, Dietac, Dexatrim or Prolamine), stay-awake pills (for example No-Doz, Vivarin, or Wake), or cough or cold medicines (robos, DXM, etc.) to get high during the past 30 days?	76
157	On how many occasions have you been drunk or very high from drinking alcoholic beverages during the past 30 days?	76
158	Think back over the last two weeks. How many times have you had five or more alcoholic drinks in a row?	77
159	Have you ever used smokeless tobacco (chew, snuff, plug, dipping tobacco, or chewing tobacco)?	77
160	How often have you taken smokeless tobacco during the past 30 days?	77
161	Have you ever smoked cigarettes?	78
162	How frequently have you smoked cigarettes during the past 30 days?	78

163	During the last month, about how many marijuana cigarettes, or the equivalent, did you smoke a day, on the average?	79
164	If you drank alcohol (not just a sip or taste) in the past year, how did you usually get it?	79
165	If you drank alcohol (not just a sip or taste) in the past year, where did you usually drink it?	80
166	If you smoked cigarettes (not just a puff or drag) in the past year, how did you usually get them?	81
167	If you smoked cigarettes (not just a puff or drag) in the past year, where did you usually smoke them?	82
168	During the past 30 days, how many times did you ride in a car or other vehicle driven by someone who had been drinking alcohol?	82
169	During the past 30 days, how many times did you drive a car or other vehicle when you had been drinking alcohol?	83
170	How wrong would most adults (over 21) in your neighborhood think it is for kids your age: to use marijuana?	83
171	How wrong would most adults (over 21) in your neighborhood think it is for kids your age: to drink alcohol?	83
172	How wrong would most adults (over 21) in your neighborhood think it is for kids your age: to smoke cigarettes?	84
173	How much do each of the following statements describe your neighborhood? crime and/or drug selling	84
174	How much do each of the following statements describe your neighborhood? fights	84
175	How much do each of the following statements describe your neighborhood? lots of empty or abandoned buildings	85
176	How much do each of the following statements describe your neighborhood? lots of graffiti	85
177	If I had to move, I would miss the neighborhood I now live in.	85

178	My neighbors notice when I am doing a good job and let me know about it.	86
179	I like my neighborhood.	86
180	There are lots of adults in my neighborhood I could talk to about something important.	86
181	I'd like to get out of my neighborhood.	87
182	There are people in my neighborhood who are proud of me when I do something well.	87
183	There are people in my neighborhood who encourage me to do my best.	87
184	I feel safe in my neighborhood.	88
185	Which of the following activities for people your age are available in your community? sports teams?	88
186	Which of the following activities for people your age are available in your community? scouting?	88
187	Which of the following activities for people your age are available in your community? boys and girls clubs?	89
188	Which of the following activities for people your age are available in your community? 4-H clubs?	89
189	Which of the following activities for people your age are available in your community? service clubs?	89
190	If a kid smoked marijuana in your neighborhood would he or she be caught by the police?	90
191	If a kid drank some beer, wine or hard liquor (for example, vodka, whiskey, or gin) in your neighborhood would he or she be caught by the police?	90
192	If a kid carried a handgun in your neighborhood would he or she be caught by the police?	90

193	If you wanted to get some cigarettes, how easy would it be for you to get some?	91
194	If you wanted to get some beer, wine or hard liquor (for example, vodka, whiskey, or gin), how easy would it be for you to get some?	91
195	If you wanted to get a drug like cocaine, LSD, or amphetamines, how easy would it be for you to get some?	91
196	If you wanted to get a handgun, how easy would it be for you to get one?	92
197	If you wanted to get some marijuana, how easy would it be for you to get some?	92
198	During the past 12 months, have you participated in any alcohol prevention programs or seen any alcohol prevention messages in your school or community? Yes, a school-based program focused on preventing underage drinking and/or drinking and driving.	92
199	During the past 12 months, have you participated in any alcohol prevention programs or seen any alcohol prevention messages in your school or community? Yes, a community-based program focused on preventing underage drinking and/or drinking and driving (for example, through your church or temple or through youth groups like Boys and Girls Club or 4-H).	93
200	During the past 12 months, have you participated in any alcohol prevention programs or seen any alcohol prevention messages in your school or community? Yes, a media campaign addressing underage drinking and/or drinking and driving (for example, newspaper ads, posters, pamphlets, radio, TV).	93
201	During the past 12 months, have you participated in any alcohol prevention programs or seen any alcohol prevention messages in your school or community? No	93
202	How wrong do your parents feel it would be for YOU to: drink beer, wine or hard liquor (for example, vodka, whiskey or gin) regularly?	94
203	How wrong do your parents feel it would be for YOU to: smoke cigarettes?	94

204	How wrong do your parents feel it would be for YOU to: smoke marijuana?	94
205	How wrong do your parents feel it would be for YOU to: steal something worth more than \$5?	95
206	How wrong do your parents feel it would be for YOU to: draw graffiti, write things, or draw pictures on buildings or other property (without the owner's permission)?	95
207	How wrong do your parents feel it would be for YOU to: pick a fight with someone?	95
208	During the past 12 months, have you talked with at least one of your parents about the dangers of underage drinking and/or drinking and driving? By parents, we mean either your biological parents, adoptive parents, stepparents, or adult guardians - whether or not they live with you.	96
209	Have any of your brothers or sisters ever: drunk beer, wine or hard liquor (for example, vodka, whiskey or gin)?	96
210	Have any of your brothers or sisters ever: smoked marijuana?	96
211	Have any of your brothers or sisters ever: smoked cigarettes?	97
212	Have any of your brothers or sisters ever: taken a handgun to school?	97
213	Have any of your brothers or sisters ever: been suspended or expelled from school?	97
214	The rules in my family are clear.	98
215	People in my family often insult or yell at each other.	98
216	When I am not at home, one of my parents knows where I am and who I am with.	98
217	We argue about the same things in my family over and over.	99

218	If you drank some beer or wine or liquor (for example, vodka, whiskey, or gin) without your parents' permission, would you be caught by your parents?	99
219	My family has clear rules about alcohol and drug use.	99
220	If you carried a handgun without your parents' permission, would you be caught by your parents?	100
221	If you skipped school would you be caught by your parents?	100
222	Do you feel very close to your mother?	100
223	Do you share your thoughts and feelings with your mother?	101
224	My parents ask me what I think before most family decisions affecting me are made.	101
225	Do you share your thoughts and feelings with your father?	101
226	Do you enjoy spending time with your mother?	102
227	Do you enjoy spending time with your father?	102
228	If I had a personal problem, I could ask my mom or dad for help.	102
229	Do you feel very close to your father?	103
230	My parents give me lots of chances to do fun things with them.	103
231	My parents ask if I've gotten my homework done.	103
232	People in my family have serious arguments.	104
233	Would your parents know if you did not come home on time?	104
234	It is important to be honest with your parents, even if they become upset or you get punished.	104
235	My parents notice when I am doing a good job and let me know about it.	105

236	How often do your parents tell you they're proud of you for something you've done?	105
237	How many brothers and sisters, including stepbrothers and step-sisters, do you have that are younger than you?	105
238	How many brothers and sisters, including stepbrothers and step-sisters, do you have that are older than you?	106
239	Have you changed homes in the past year (the last 12 months)?	106
240	How many times have you changed homes since kindergarten? .	106
241	Have you changed schools (including changing from elementary to middle and middle to high school) in the past year?	107
242	How many times have you changed schools since kindergarten (including changing from elementary to middle and middle to high school)?	107
243	Has anyone in your family ever had severe alcohol or drug problems?	107
244	About how many adults (over 21) have you known personally who in the past year have: used marijuana, crack, cocaine, or other drugs?	108
245	About how many adults (over 21) have you known personally who in the past year have: sold or dealt drugs?	108
246	About how many adults (over 21) have you known personally who in the past year have: done other things that could get them in trouble with the police, like stealing, selling stolen goods, mugging or assaulting others, etc.?	108
247	About how many adults (over 21) have you known personally who in the past year have: gotten drunk or high?	109
248	How honest were you in filling out this survey?	109

List of Figures

1	Grade Chart	13
2	Gender Chart	14
3	Age Chart	15
4	Ethnic Origin Chart	16

1 INTRODUCTION

This report was generated from data collected on the *2008 Arkansas Prevention Needs Assessment Student Survey*. This report contains basic frequency tables of all data collected and graphs on the selected demographic variables of grade, gender, age and ethnic origin. The graph on ethnic origin is represented as a bar chart rather than as a pie chart. This is because students were allowed to mark more than one response for ethnic origin as opposed to being allowed to mark only one response. The bars represent the percent of students who marked each of the ethnic categories.

Questions regarding the information found in this report can be directed to:

Pride Surveys

160 Vanderbilt Court
Bowling Green, KY 42103
1-800-279-6361
www.pridesurveys.com

Grade Chart

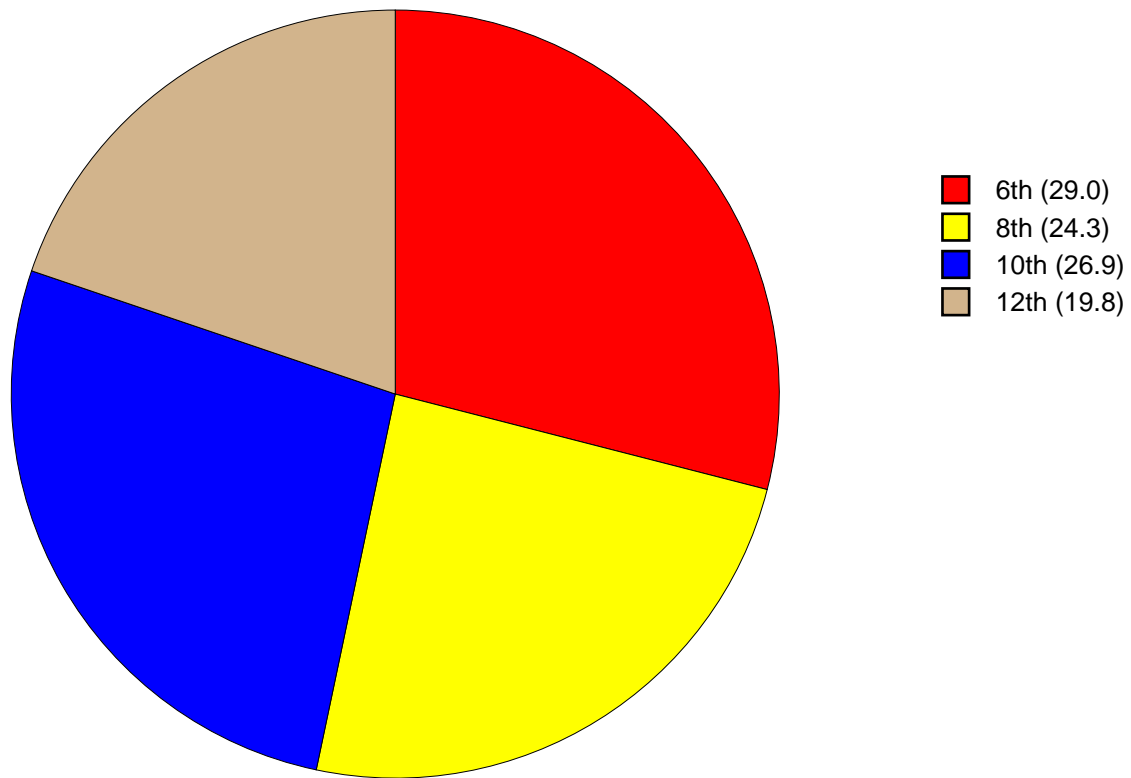


Figure 1: Grade Chart

Gender Chart

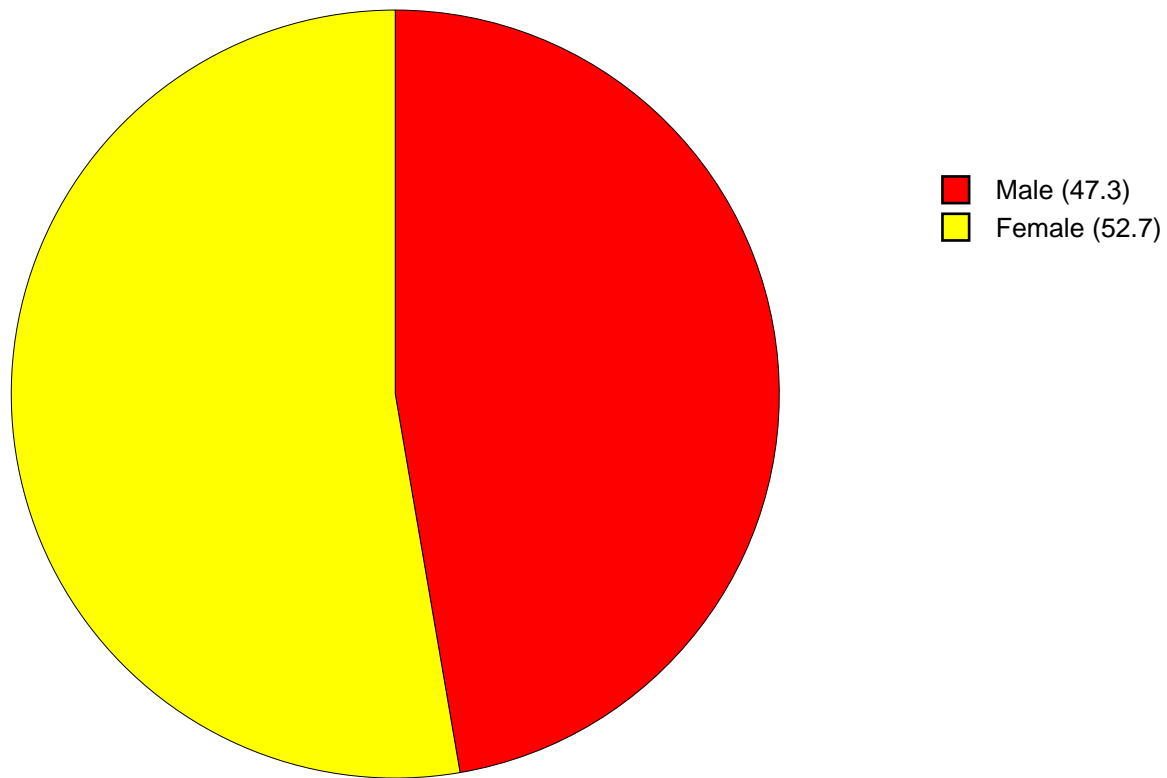


Figure 2: Gender Chart

Age Chart

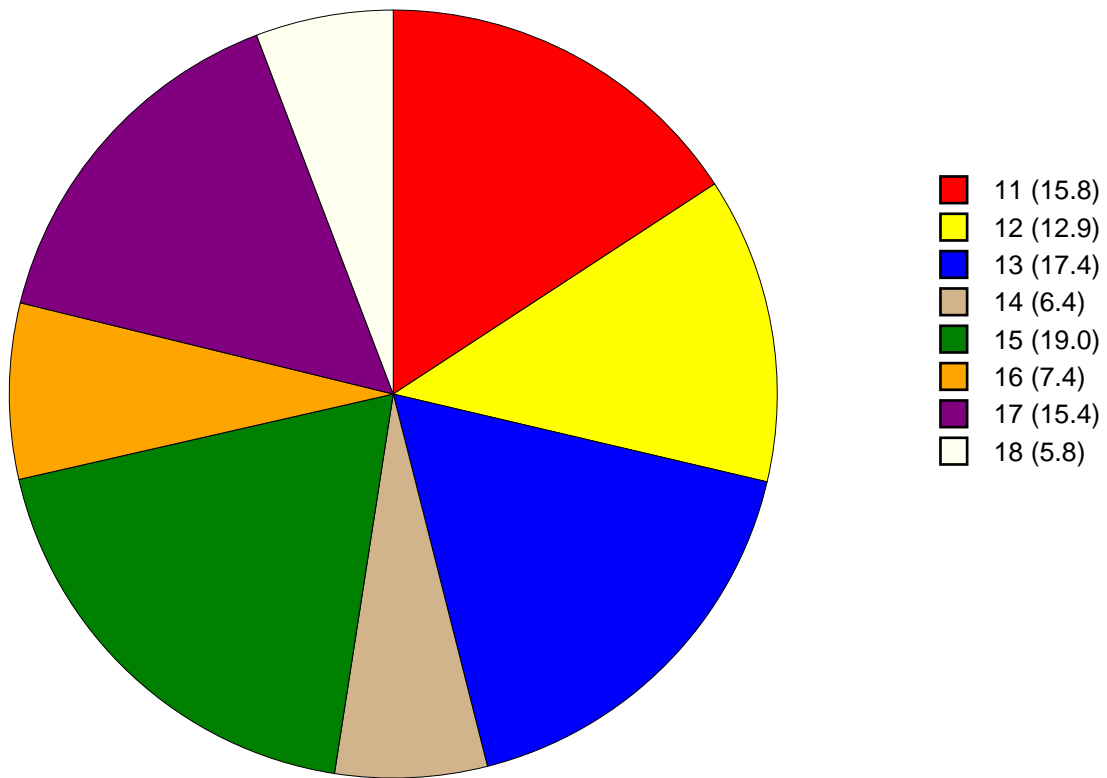


Figure 3: Age Chart

Ethnic Origin Chart

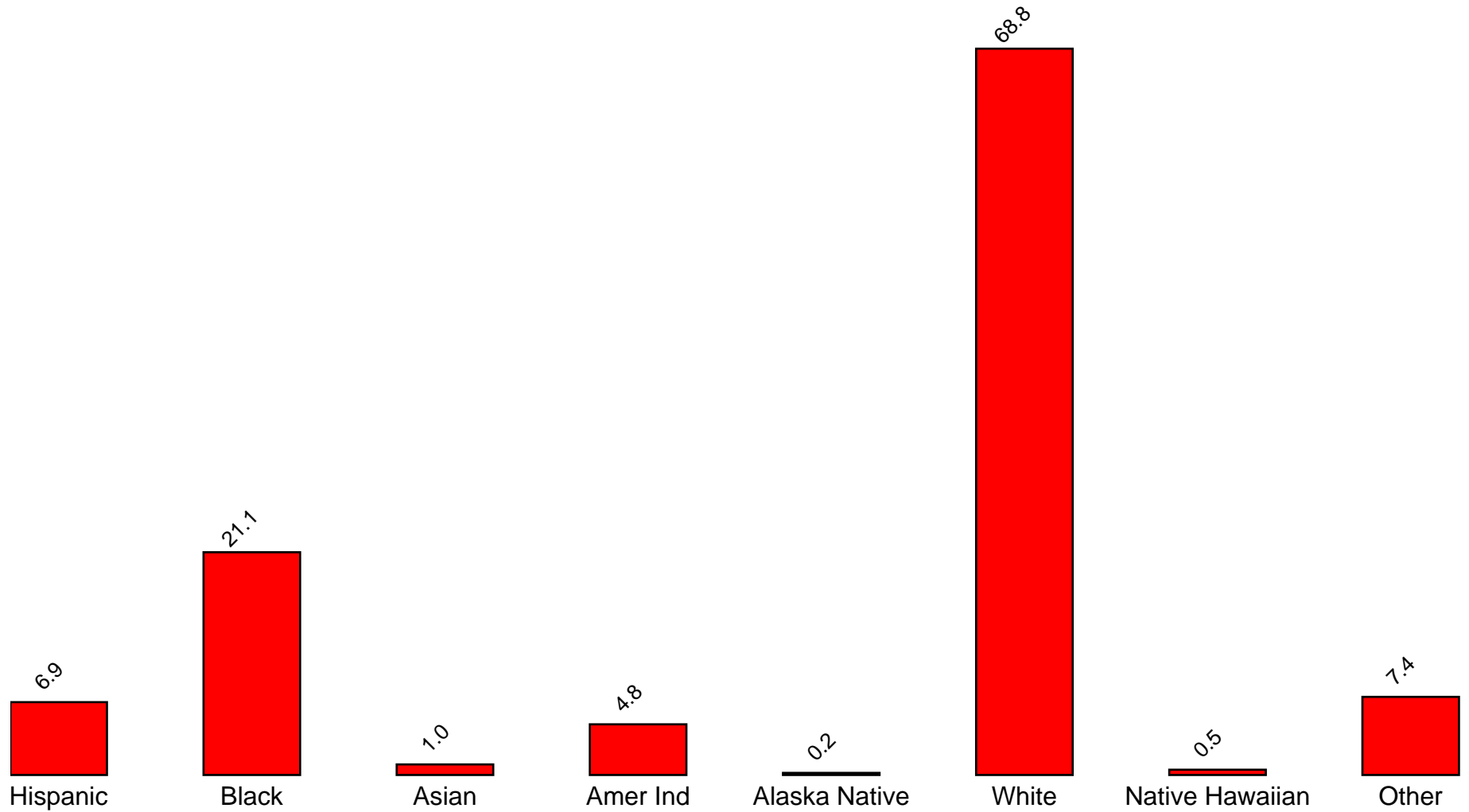


Figure 4: Ethnic Origin Chart

2 PERCENTAGE TABLES

The following tables contain frequency distribution detailing how your students responded to each question on the survey. The tables appear in the same order as the questions on the survey. The tables include breakdowns by grade level as well as overall percentages. The *N of Valid* row is a frequency count of the number of valid responses to each question for each grade and overall. The *N of Miss* row is a frequency count of the number of invalid (marked more than one response) or missing (i.e. did not respond) responses to each question for each grade and overall.

For the questions that allowed more than one response (i.e. race, live with, etc.) each response becomes a separate table. If a student did not mark the response, that was counted as a NO response, and if they did mark the response, that was counted as a YES response. Since a non response is a valid response for these questions, the *N of Miss* will always be zero for these questions.

Table 1: Sex

Response	6	8	10	12	Total	
Male	50.8	44.7	50.0	41.5	47.3	
Female	49.2	55.3	50.0	58.5	52.7	
N of Valid	181	150	166	123	620	
N of Miss	0	2	2	1	5	

Table 2: Age

Response	6	8	10	12	Total	
10 or younger	0.0	0.0	0.0	0.0	0.0	
11	54.1	0.0	0.0	0.0	15.8	
12	44.2	0.0	0.0	0.0	12.9	
13	1.7	70.0	0.0	0.0	17.4	
14	0.0	26.7	0.0	0.0	6.4	
15	0.0	3.3	67.7	0.0	19.0	
16	0.0	0.0	27.5	0.0	7.4	
17	0.0	0.0	4.8	71.0	15.4	
18	0.0	0.0	0.0	29.0	5.8	
19 or older	0.0	0.0	0.0	0.0	0.0	
N of Valid	181	150	167	124	622	
N of Miss	0	2	1	0	3	

Table 3: Are you Hispanic or Latino?

Response	6	8	10	12	Total	
No	92.7	95.2	90.9	94.2	93.1	
Yes	7.3	4.8	9.1	5.8	6.9	
N of Valid	165	145	164	121	595	
N of Miss	16	7	4	3	30	

Table 4: What is your race? Black or African American



Response	6	8	10	12	Total	
No	77.3	79.6	81.0	77.4	78.9	
Yes	22.7	20.4	19.0	22.6	21.1	
N of Valid	181	152	168	124	625	
N of Miss	0	0	0	0	0	

Table 5: What is your race? Asian



Response	6	8	10	12	Total	
No	100.0	98.7	99.4	97.6	99.0	
Yes	0.0	1.3	0.6	2.4	1.0	
N of Valid	181	152	168	124	625	
N of Miss	0	0	0	0	0	

Table 6: What is your race? American Indian



Response	6	8	10	12	Total	
No	92.8	94.1	97.6	96.8	95.2	
Yes	7.2	5.9	2.4	3.2	4.8	
N of Valid	181	152	168	124	625	
N of Miss	0	0	0	0	0	

Table 7: What is your race? Alaska Native



Response	6	8	10	12	Total	
No	100.0	100.0	99.4	100.0	99.8	
Yes	0.0	0.0	0.6	0.0	0.2	
N of Valid	181	152	168	124	625	
N of Miss	0	0	0	0	0	

Table 8: What is your race? White



Response	6	8	10	12	Total	
No	35.4	33.6	27.4	27.4	31.2	
Yes	64.6	66.4	72.6	72.6	68.8	
N of Valid	181	152	168	124	625	
N of Miss	0	0	0	0	0	

Table 9: What is your race? Native Hawaiian or Other Pacific Islander



Response	6	8	10	12	Total	
No	98.9	100.0	99.4	100.0	99.5	
Yes	1.1	0.0	0.6	0.0	0.5	
N of Valid	181	152	168	124	625	
N of Miss	0	0	0	0	0	

Table 10: What is your race? Other



Response	6	8	10	12	Total	
No	90.1	92.8	92.9	96.0	92.6	
Yes	9.9	7.2	7.1	4.0	7.4	
N of Valid	181	152	168	124	625	
N of Miss	0	0	0	0	0	

Table 11: What is the highest level of schooling completed by your mother or father?









Response	6	8	10	12	Total	
Completed grade school or less	1.7	1.4	2.4	0.0	1.5	
Some high school	5.7	4.8	4.8	10.7	6.2	
Completed high school	8.6	15.9	22.2	29.5	18.2	
Some college	9.1	16.6	19.2	22.1	16.3	
Completed college	27.4	26.2	25.1	21.3	25.3	
Graduate or professional school after college	5.7	8.3	7.8	9.0	7.6	
Don't know	41.1	24.8	16.8	7.4	23.8	
Does not apply	0.6	2.1	1.8	0.0	1.1	
N of Valid	175	145	167	122	609	
N of Miss	6	7	1	2	16	

Table 12: Think of where you live most of the time. Which of the following people live there with you? Mother



Response	6	8	10	12	Total	
No	16.0	13.8	19.0	20.2	17.1	
Yes	84.0	86.2	81.0	79.8	82.9	
N of Valid	181	152	168	124	625	
N of Miss	0	0	0	0	0	

Table 13: Think of where you live most of the time. Which of the following people live there with you? Stepmother



Response	6	8	10	12	Total	
No	93.9	96.1	92.9	91.9	93.8	
Yes	6.1	3.9	7.1	8.1	6.2	
N of Valid	181	152	168	124	625	
N of Miss	0	0	0	0	0	

Table 14: Think of where you live most of the time. Which of the following people live there with you? Foster Mother



Response	6	8	10	12	Total	
No	100.0	99.3	98.8	99.2	99.4	
Yes	0.0	0.7	1.2	0.8	0.6	
N of Valid	181	152	168	124	625	
N of Miss	0	0	0	0	0	

Table 15: Think of where you live most of the time. Which of the following people live there with you? Grandmother



Response	6	8	10	12	Total	
No	85.6	88.8	94.0	92.7	90.1	
Yes	14.4	11.2	6.0	7.3	9.9	
N of Valid	181	152	168	124	625	
N of Miss	0	0	0	0	0	

Table 16: Think of where you live most of the time. Which of the following people live there with you? Aunt



Response	6	8	10	12	Total	
No	95.0	97.4	96.4	96.8	96.3	
Yes	5.0	2.6	3.6	3.2	3.7	
N of Valid	181	152	168	124	625	
N of Miss	0	0	0	0	0	

Table 17: Think of where you live most of the time. Which of the following people live there with you? Father



Response	6	8	10	12	Total	
No	40.9	52.0	43.5	45.2	45.1	
Yes	59.1	48.0	56.5	54.8	54.9	
N of Valid	181	152	168	124	625	
N of Miss	0	0	0	0	0	

Table 18: Think of where you live most of the time. Which of the following people live there with you? Stepfather



Response	6	8	10	12	Total	
No	80.7	79.6	84.5	83.9	82.1	
Yes	19.3	20.4	15.5	16.1	17.9	
N of Valid	181	152	168	124	625	
N of Miss	0	0	0	0	0	

Table 19: Think of where you live most of the time. Which of the following people live there with you? Foster Father



Response	6	8	10	12	Total	
No	100.0	99.3	99.4	99.2	99.5	
Yes	0.0	0.7	0.6	0.8	0.5	
N of Valid	181	152	168	124	625	
N of Miss	0	0	0	0	0	

Table 20: Think of where you live most of the time. Which of the following people live there with you? Grandfather



Response	6	8	10	12	Total	
No	91.7	93.4	96.4	97.6	94.6	
Yes	8.3	6.6	3.6	2.4	5.4	
N of Valid	181	152	168	124	625	
N of Miss	0	0	0	0	0	

Table 21: Think of where you live most of the time. Which of the following people live there with you? Uncle



Response	6	8	10	12	Total	
No	93.9	96.1	95.8	95.2	95.2	
Yes	6.1	3.9	4.2	4.8	4.8	
N of Valid	181	152	168	124	625	
N of Miss	0	0	0	0	0	

Table 22: Think of where you live most of the time. Which of the following people live there with you? Other Adults



Response	6	8	10	12	Total	
No	97.8	96.7	97.0	98.4	97.4	
Yes	2.2	3.3	3.0	1.6	2.6	
N of Valid	181	152	168	124	625	
N of Miss	0	0	0	0	0	

Table 23: Think of where you live most of the time. Which of the following people live there with you? Brother(s)



Response	6	8	10	12	Total	
No	53.0	59.9	58.9	62.9	58.2	
Yes	47.0	40.1	41.1	37.1	41.8	
N of Valid	181	152	168	124	625	
N of Miss	0	0	0	0	0	

Table 24: Think of where you live most of the time. Which of the following people live there with you? Stepbrother(s)



Response	6	8	10	12	Total	
No	93.9	96.1	93.5	96.0	94.7	
Yes	6.1	3.9	6.5	4.0	5.3	
N of Valid	181	152	168	124	625	
N of Miss	0	0	0	0	0	

Table 25: Think of where you live most of the time. Which of the following people live there with you? Sister(s)



Response	6	8	10	12	Total	
No	59.1	63.8	58.9	62.1	60.8	
Yes	40.9	36.2	41.1	37.9	39.2	
N of Valid	181	152	168	124	625	
N of Miss	0	0	0	0	0	

Table 26: Think of where you live most of the time. Which of the following people live there with you? Stepsister(s)



Response	6	8	10	12	Total	
No	96.7	92.8	95.8	96.8	95.5	
Yes	3.3	7.2	4.2	3.2	4.5	
N of Valid	181	152	168	124	625	
N of Miss	0	0	0	0	0	

Table 27: Think of where you live most of the time. Which of the following people live there with you? Other Children



Response	6	8	10	12	Total	
No	97.8	97.4	94.0	90.3	95.2	
Yes	2.2	2.6	6.0	9.7	4.8	
N of Valid	181	152	168	124	625	
N of Miss	0	0	0	0	0	

Table 28: In my school, students have lots of chances to help decide things like class activities and rules.





Response	6	8	10	12	Total	
NO!	24.9	13.7	21.6	21.0	20.5	
no	37.9	32.9	35.3	41.9	36.8	
yes	33.3	47.3	37.7	29.8	37.1	
YES!	4.0	6.2	5.4	7.3	5.5	
N of Valid	177	146	167	124	614	
N of Miss	4	6	1	0	11	

Table 29: Teachers ask me to work on special classroom projects.


Response	6	8	10	12	Total	
NO!	16.8	8.2	13.9	5.7	11.7	
no	40.2	34.0	42.4	48.0	40.9	
yes	35.2	44.9	38.8	44.7	40.4	
YES!	7.8	12.9	4.8	1.6	7.0	
N of Valid	179	147	165	123	614	
N of Miss	2	5	3	1	11	

Table 30: My teacher(s) notices when I am doing a good job and lets me know about it.


Response	6	8	10	12	Total	
NO!	3.9	1.4	7.8	4.0	4.4	
no	8.4	15.5	21.7	21.8	16.4	
yes	52.8	49.3	52.4	58.9	53.1	
YES!	34.8	33.8	18.1	15.3	26.1	
N of Valid	178	148	166	124	616	
N of Miss	3	4	2	0	9	

Table 31: There are lots of chances for students in my school to get involved in sports, clubs, and other school activities outside of class.


Response	6	8	10	12	Total	
NO!	7.3	0.7	1.2	1.6	2.9	
no	19.7	7.4	7.8	2.4	10.0	
yes	40.4	32.9	37.7	41.9	38.2	
YES!	32.6	59.1	53.3	54.0	48.9	
N of Valid	178	149	167	124	618	
N of Miss	3	3	1	0	7	

Table 32: There are lots of chances for students in my school to talk with a teacher one-on-one.

Response	6	8	10	12	Total
NO!	3.9	4.8	3.0	6.5	4.4
no	16.1	23.1	28.9	25.8	23.2
yes	43.9	44.2	47.6	51.6	46.5
YES!	36.1	27.9	20.5	16.1	25.9
N of Valid	180	147	166	124	617
N of Miss	1	5	2	0	8

Table 33: I feel safe at my school.

Response	6	8	10	12	Total
NO!	5.1	4.1	12.0	4.8	6.7
no	6.8	13.6	15.6	17.7	13.0
yes	40.1	57.1	57.5	62.1	53.3
YES!	48.0	25.2	15.0	15.3	27.0
N of Valid	177	147	167	124	615
N of Miss	4	5	1	0	10

Table 34: The school lets my parents know when I have done something well.

Response	6	8	10	12	Total
NO!	6.2	13.1	16.9	25.0	14.5
no	20.2	40.7	56.0	49.2	40.6
yes	43.8	35.9	18.1	19.4	30.0
YES!	29.8	10.3	9.0	6.5	14.8
N of Valid	178	145	166	124	613
N of Miss	3	7	2	0	12

Table 35: My teachers praise me when I work hard in school.





Response	6	8	10	12	Total	
NO!	9.0	9.3	18.0	10.6	11.8	
no	30.3	34.3	44.3	45.5	38.2	
yes	46.1	45.7	30.5	39.0	40.3	
YES!	14.6	10.7	7.2	4.9	9.7	
N of Valid	178	140	167	123	608	
N of Miss	3	12	1	1	17	

Table 36: Are your school grades better than the grades of most students in your class?





Response	6	8	10	12	Total	
NO!	8.4	6.9	9.0	4.8	7.5	
no	29.2	23.4	32.5	25.0	27.9	
yes	41.0	47.6	47.0	58.1	47.6	
YES!	21.3	22.1	11.4	12.1	17.0	
N of Valid	178	145	166	124	613	
N of Miss	3	7	2	0	12	

Table 37: I have lots of chances to be part of class discussions or activities.





Response	6	8	10	12	Total	
NO!	8.0	2.7	4.2	4.1	4.9	
no	24.0	10.3	13.2	12.2	15.4	
yes	48.0	65.8	62.9	63.4	59.4	
YES!	20.0	21.2	19.8	20.3	20.3	
N of Valid	175	146	167	123	611	
N of Miss	6	6	1	1	14	

Table 38: Now thinking back over the past year in school, how often did you: enjoy being in school?






Response	6	8	10	12	Total	
Never	7.8	9.9	9.6	4.8	8.2	
Seldom	7.8	11.8	14.4	15.3	12.0	
Sometimes	41.1	45.4	46.7	52.4	45.9	
Often	18.3	19.1	22.2	18.5	19.6	
Almost always	25.0	13.8	7.2	8.9	14.3	
N of Valid	180	152	167	124	623	
N of Miss	1	0	1	0	2	

Table 39: Now thinking back over the past year in school, how often did you: hate being in school?






Response	6	8	10	12	Total	
Never	22.8	9.9	4.8	2.4	10.8	
Seldom	22.2	16.4	22.2	25.8	21.5	
Sometimes	30.6	39.5	34.1	43.5	36.3	
Often	16.1	22.4	22.2	19.4	19.9	
Almost always	8.3	11.8	16.8	8.9	11.6	
N of Valid	180	152	167	124	623	
N of Miss	1	0	1	0	2	

Table 40: Now thinking back over the past year in school, how often did you: try to do your best work in school?






Response	6	8	10	12	Total	
Never	0.6	0.0	1.8	0.0	0.6	
Seldom	0.0	3.3	6.6	3.2	3.2	
Sometimes	6.7	11.2	21.0	19.4	14.1	
Often	12.8	27.6	29.9	44.4	27.3	
Almost always	79.9	57.9	40.7	33.1	54.7	
N of Valid	179	152	167	124	622	
N of Miss	2	0	1	0	3	

Table 41: How often do you feel that the school work you are assigned is meaningful and important?






Response	6	8	10	12	Total	
Never	3.4	3.3	10.2	3.2	5.2	
Seldom	9.0	18.0	26.9	33.9	21.0	
Sometimes	23.7	34.7	34.7	40.3	32.7	
Often	34.5	28.7	20.4	18.5	26.1	
Almost always	29.4	15.3	7.8	4.0	15.0	
N of Valid	177	150	167	124	618	
N of Miss	4	2	1	0	7	

Table 42: Putting them all together, what were your grades like last year?






Response	6	8	10	12	Total	
Mostly F's	0.6	1.3	3.0	0.8	1.5	
Mostly D's	0.6	2.7	4.8	2.4	2.6	
Mostly C's	11.6	13.3	26.7	22.0	18.2	
Mostly B's	33.1	34.7	38.2	39.8	36.2	
Mostly A's	54.1	48.0	27.3	35.0	41.5	
N of Valid	172	150	165	123	610	
N of Miss	9	2	3	1	15	

Table 43: How important do you think the things you are learning in school are going to be for your later life?






Response	6	8	10	12	Total	
Very important	59.2	35.4	20.5	11.4	33.5	
Quite important	22.3	38.1	24.1	26.8	27.5	
Fairly important	11.2	19.7	32.5	32.5	23.3	
Slightly important	3.9	4.8	18.1	26.8	12.5	
Not at all important	3.4	2.0	4.8	2.4	3.3	
N of Valid	179	147	166	123	615	
N of Miss	2	5	2	1	10	

Table 44: How interesting are most of your courses to you?






Response	6	8	10	12	Total	
Very interesting and stimulating	20.0	6.8	4.8	2.4	9.2	
Quite interesting	30.9	22.3	26.7	17.7	25.0	
Fairly interesting	33.1	43.2	37.6	52.4	40.7	
Slightly dull	7.4	17.6	23.6	20.2	16.8	
Very dull	8.6	10.1	7.3	7.3	8.3	
N of Valid	175	148	165	124	612	
N of Miss	6	4	3	0	13	

Table 45: During the LAST FOUR WEEKS how many whole days of school have you missed because you skipped or 'cut'?








Response	6	8	10	12	Total	
None	73.7	74.7	76.5	72.6	74.5	
1	7.6	11.3	8.4	10.5	9.3	
2	6.4	8.0	6.6	7.3	7.0	
3	6.4	2.7	3.0	4.8	4.3	
4-5	4.7	2.7	3.0	4.0	3.6	
6-10	1.2	0.7	1.8	0.8	1.1	
11 or more	0.0	0.0	0.6	0.0	0.2	
N of Valid	171	150	166	124	611	
N of Miss	10	2	2	0	14	

Table 46: Think of your four best friends (the friends you feel closest to). In the past year (12 months), how many of your best friends have: participated in clubs, organizations or activities at school?






Response	6	8	10	12	Total	
0	13.5	8.1	12.2	10.5	11.2	
1	15.8	8.1	14.6	6.5	11.7	
2	18.7	19.6	20.7	16.1	18.9	
3	22.2	18.2	14.6	21.8	19.1	
4	29.8	45.9	37.8	45.2	39.0	
N of Valid	171	148	164	124	607	
N of Miss	10	4	4	0	18	

Table 47: Think of your four best friends (the friends you feel closest to). In the past year (12 months), how many of your best friends have: smoked cigarettes?






Response	6	8	10	12	Total	
0	90.2	72.8	50.3	33.3	63.7	
1	5.8	13.6	16.0	22.0	13.7	
2	1.7	4.1	9.8	19.5	8.1	
3	1.2	4.1	7.4	15.4	6.4	
4	1.2	5.4	16.6	9.8	8.1	
N of Valid	173	147	163	123	606	
N of Miss	8	5	5	1	19	

Table 48: Think of your four best friends (the friends you feel closest to). In the past year (12 months), how many of your best friends have: tried beer, wine or hard liquor (for example, vodka, whiskey, or gin) when their parents didn't know about it?






Response	6	8	10	12	Total	
0	86.5	61.6	20.9	12.2	47.5	
1	7.6	13.0	16.6	13.8	12.6	
2	4.1	11.0	17.8	17.9	12.3	
3	0.6	7.5	15.3	14.6	9.1	
4	1.2	6.8	29.4	41.5	18.4	
N of Valid	170	146	163	123	602	
N of Miss	11	6	5	1	23	

Table 49: Think of your four best friends (the friends you feel closest to). In the past year (12 months), how many of your best friends have: made a commitment to stay drug-free?






Response	6	8	10	12	Total	
0	7.1	12.4	36.0	32.2	21.3	
1	5.9	6.2	19.3	24.0	13.3	
2	5.9	8.3	11.8	18.2	10.6	
3	10.1	18.6	8.1	9.9	11.6	
4	71.0	54.5	24.8	15.7	43.3	
N of Valid	169	145	161	121	596	
N of Miss	12	7	7	3	29	

Table 50: Think of your four best friends (the friends you feel closest to). In the past year (12 months), how many of your best friends have: used marijuana?






Response	6	8	10	12	Total	
0	96.4	84.2	47.5	36.1	67.8	
1	2.4	5.5	11.7	22.1	9.7	
2	0.6	5.5	7.4	17.2	7.0	
3	0.6	1.4	10.5	9.0	5.2	
4	0.0	3.4	22.8	15.6	10.2	
N of Valid	167	146	162	122	597	
N of Miss	14	6	6	2	28	

Table 51: Think of your four best friends (the friends you feel closest to). In the past year (12 months), how many of your best friends have: tried to do well in school?






Response	6	8	10	12	Total	
0	3.5	4.7	6.2	1.6	4.1	
1	3.5	6.1	8.1	5.7	5.8	
2	6.4	7.4	19.3	21.1	13.1	
3	15.1	19.6	24.2	22.8	20.2	
4	71.5	62.2	42.2	48.8	56.8	
N of Valid	172	148	161	123	604	
N of Miss	9	4	7	1	21	

Table 52: Think of your four best friends (the friends you feel closest to). In the past year (12 months), how many of your best friends have: used LSD, cocaine, amphetamines, or other illegal drugs?






Response	6	8	10	12	Total	
0	94.7	93.1	76.1	78.2	85.9	
1	4.7	3.4	8.6	12.1	7.0	
2	0.0	1.4	6.1	6.5	3.3	
3	0.6	1.4	4.3	1.6	2.0	
4	0.0	0.7	4.9	1.6	1.8	
N of Valid	169	145	163	124	601	
N of Miss	12	7	5	0	24	

Table 53: Think of your four best friends (the friends you feel closest to). In the past year (12 months), how many of your best friends have: been suspended from school?






Response	6	8	10	12	Total	
0	78.5	59.2	52.5	58.1	62.6	
1	15.7	21.1	21.6	19.4	19.3	
2	2.3	10.2	11.7	13.7	9.1	
3	0.0	4.8	6.2	5.6	4.0	
4	3.5	4.8	8.0	3.2	5.0	
N of Valid	172	147	162	124	605	
N of Miss	9	5	6	0	20	

Table 54: Think of your four best friends (the friends you feel closest to). In the past year (12 months), how many of your best friends have: liked school?






Response	6	8	10	12	Total	
0	14.5	27.9	34.2	28.5	25.8	
1	13.3	15.0	18.6	18.7	16.2	
2	19.1	17.7	21.7	27.6	21.2	
3	19.1	20.4	13.0	14.6	16.9	
4	34.1	19.0	12.4	10.6	19.9	
N of Valid	173	147	161	123	604	
N of Miss	8	5	7	1	21	

Table 55: Think of your four best friends (the friends you feel closest to). In the past year (12 months), how many of your best friends have: carried a handgun?






Response	6	8	10	12	Total	
0	95.3	94.5	88.3	90.3	92.2	
1	1.2	3.4	6.7	4.8	4.0	
2	1.7	1.4	2.5	2.4	2.0	
3	0.0	0.7	0.6	0.8	0.5	
4	1.7	0.0	1.8	1.6	1.3	
N of Valid	172	146	163	124	605	
N of Miss	9	6	5	0	20	

Table 56: Think of your four best friends (the friends you feel closest to). In the past year (12 months), how many of your best friends have: sold illegal drugs?






Response	6	8	10	12	Total	
0	97.0	91.2	75.2	75.6	85.4	
1	1.2	4.7	11.8	15.4	7.8	
2	0.6	2.7	4.3	4.1	2.8	
3	0.6	0.7	4.3	2.4	2.0	
4	0.6	0.7	4.3	2.4	2.0	
N of Valid	169	148	161	123	601	
N of Miss	12	4	7	1	24	

Table 57: Think of your four best friends (the friends you feel closest to). In the past year (12 months), how many of your best friends have: regularly attended religious services?






Response	6	8	10	12	Total	
0	29.4	10.4	14.8	14.5	17.7	
1	7.4	11.8	19.1	27.4	15.9	
2	9.8	15.3	20.4	26.6	17.5	
3	14.1	18.8	16.0	19.4	16.9	
4	39.3	43.8	29.6	12.1	32.0	
N of Valid	163	144	162	124	593	
N of Miss	18	8	6	0	32	

Table 58: Think of your four best friends (the friends you feel closest to). In the past year (12 months), how many of your best friends have: stolen or tried to steal a motor vehicle such as a car or motorcycle?






Response	6	8	10	12	Total	
0	97.1	95.2	85.9	94.4	93.0	
1	1.8	4.1	9.8	3.2	4.8	
2	0.6	0.0	3.7	2.4	1.7	
3	0.0	0.7	0.6	0.0	0.3	
4	0.6	0.0	0.0	0.0	0.2	
N of Valid	171	146	163	124	604	
N of Miss	10	6	5	0	21	

Table 59: Think of your four best friends (the friends you feel closest to). In the past year (12 months), how many of your best friends have: been arrested?






Response	6	8	10	12	Total	
0	94.2	87.1	72.4	69.9	81.7	
1	4.7	8.8	14.1	17.9	10.9	
2	0.6	1.4	3.7	8.9	3.3	
3	0.0	1.4	3.7	1.6	1.7	
4	0.6	1.4	6.1	1.6	2.5	
N of Valid	172	147	163	123	605	
N of Miss	9	5	5	1	20	

Table 60: Think of your four best friends (the friends you feel closest to). In the past year (12 months), how many of your best friends have: dropped out of school?






Response	6	8	10	12	Total	
0	94.2	94.5	89.6	83.9	90.9	
1	1.7	3.4	5.5	10.5	5.0	
2	2.9	0.7	0.6	4.0	2.0	
3	0.0	1.4	1.2	0.8	0.8	
4	1.2	0.0	3.1	0.8	1.3	
N of Valid	172	146	163	124	605	
N of Miss	9	6	5	0	20	

Table 61: Think of your four best friends (the friends you feel closest to). In the past year (12 months), how many of your best friends have: been members of a gang?






Response	6	8	10	12	Total	
0	88.3	80.4	83.4	89.5	85.3	
1	4.7	7.4	7.4	3.2	5.8	
2	2.9	6.1	4.3	1.6	3.8	
3	0.6	3.4	2.5	2.4	2.1	
4	3.5	2.7	2.5	3.2	3.0	
N of Valid	171	148	163	124	606	
N of Miss	10	4	5	0	19	

Table 62: What are the chances you would be seen as cool if you: smoked cigarettes?






Response	6	8	10	12	Total	
No or very little chance	90.1	67.8	61.0	54.0	69.4	
Little chance	4.1	17.4	23.8	22.6	16.4	
Some chance	2.9	6.7	8.5	13.7	7.6	
Pretty good chance	0.6	6.0	3.0	7.3	3.9	
Very good chance	2.3	2.0	3.7	2.4	2.6	
N of Valid	171	149	164	124	608	
N of Miss	10	3	4	0	17	

Table 63: What are the chances you would be seen as cool if you: worked hard at school?






Response	6	8	10	12	Total	
No or very little chance	6.9	7.3	15.9	8.1	9.6	
Little chance	6.3	12.7	22.0	25.0	15.8	
Some chance	9.2	26.7	23.2	36.3	22.7	
Pretty good chance	23.0	24.0	22.0	16.1	21.6	
Very good chance	54.6	29.3	17.1	14.5	30.2	
N of Valid	174	150	164	124	612	
N of Miss	7	2	4	0	13	

Table 64: What are the chances you would be seen as cool if you: began drinking alcoholic beverages regularly, that is, at least once or twice a month?






Response	6	8	10	12	Total	
No or very little chance	89.5	61.6	33.5	23.0	54.1	
Little chance	6.4	19.2	21.3	19.7	16.2	
Some chance	1.7	7.5	22.6	23.8	13.2	
Pretty good chance	0.6	8.2	13.4	20.5	9.9	
Very good chance	1.7	3.4	9.1	13.1	6.5	
N of Valid	172	146	164	122	604	
N of Miss	9	6	4	2	21	

Table 65: What are the chances you would be seen as cool if you: defended someone who was being verbally abused at school?

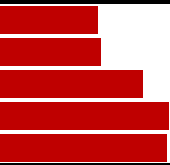
Response	6	8	10	12	Total	
No or very little chance	16.3	11.6	18.9	5.6	13.7	
Little chance	7.6	12.2	17.7	21.8	14.3	
Some chance	16.3	21.8	19.5	29.8	21.3	
Pretty good chance	21.5	31.3	24.4	25.8	25.5	
Very good chance	38.4	23.1	19.5	16.9	25.2	
N of Valid	172	147	164	124	607	
N of Miss	9	5	4	0	18	

Table 66: What are the chances you would be seen as cool if you: smoked marijuana?


Response	6	8	10	12	Total	
No or very little chance	94.7	81.4	55.5	42.7	70.1	
Little chance	2.4	7.6	15.2	20.2	10.8	
Some chance	1.8	4.1	14.0	16.9	8.8	
Pretty good chance	0.6	4.8	6.7	13.7	6.0	
Very good chance	0.6	2.1	8.5	6.5	4.3	
N of Valid	169	145	164	124	602	
N of Miss	12	7	4	0	23	

Table 67: What are the chances you would be seen as cool if you: carried a handgun?


Response	6	8	10	12	Total	
No or very little chance	89.5	87.8	75.9	75.8	82.6	
Little chance	2.9	4.1	13.0	13.7	8.1	
Some chance	1.7	4.8	4.3	6.5	4.1	
Pretty good chance	3.5	2.7	4.9	3.2	3.6	
Very good chance	2.3	0.7	1.9	0.8	1.5	
N of Valid	172	147	162	124	605	
N of Miss	9	5	6	0	20	

Table 68: What are the chances you would be seen as cool if you: regularly volunteered to do community service?






Response	6	8	10	12	Total	
No or very little chance	25.6	23.5	39.6	31.5	30.0	
Little chance	8.7	20.8	17.7	29.0	18.2	
Some chance	15.7	27.5	23.2	23.4	22.2	
Pretty good chance	15.7	10.1	12.8	8.9	12.2	
Very good chance	34.3	18.1	6.7	7.3	17.4	
N of Valid	172	149	164	124	609	
N of Miss	9	3	4	0	16	

Table 69: How old were you when you first: smoked marijuana?










Response	6	8	10	12	Total	
Never	99.4	94.6	66.3	60.7	81.6	
10 or younger	0.0	1.3	3.0	0.8	1.3	
11	0.0	1.3	4.2	1.6	1.8	
12	0.0	1.3	3.6	0.8	1.5	
13	0.6	1.3	5.4	2.5	2.4	
14	0.0	0.0	9.0	10.7	4.6	
15	0.0	0.0	6.6	8.2	3.4	
16	0.0	0.0	1.8	12.3	2.9	
17 or older	0.0	0.0	0.0	2.5	0.5	
N of Valid	176	149	166	122	613	
N of Miss	5	3	2	2	12	

Table 70: How old were you when you first: smoked a cigarette, even just a puff?










Response	6	8	10	12	Total	
Never	91.4	75.0	59.0	43.4	69.1	
10 or younger	6.3	13.5	19.9	10.7	12.6	
11	1.1	4.7	3.0	3.3	2.9	
12	1.1	2.7	2.4	1.6	2.0	
13	0.0	3.4	7.2	8.2	4.4	
14	0.0	0.7	4.2	9.0	3.1	
15	0.0	0.0	3.6	8.2	2.6	
16	0.0	0.0	0.6	10.7	2.3	
17 or older	0.0	0.0	0.0	4.9	1.0	
N of Valid	175	148	166	122	611	
N of Miss	6	4	2	2	14	

Table 71: How old were you when you first: had more than a sip or two of beer, wine or hard liquor (for example, vodka, whiskey, or gin)?










Response	6	8	10	12	Total	
Never	85.2	56.4	28.7	19.7	49.8	
10 or younger	10.2	12.1	15.0	9.0	11.7	
11	3.4	10.7	9.6	0.8	6.4	
12	1.1	9.4	4.8	6.6	5.2	
13	0.0	10.7	12.6	8.2	7.7	
14	0.0	0.7	15.6	9.0	6.2	
15	0.0	0.0	11.4	15.6	6.2	
16	0.0	0.0	1.8	17.2	3.9	
17 or older	0.0	0.0	0.6	13.9	2.9	
N of Valid	176	149	167	122	614	
N of Miss	5	3	1	2	11	

Table 72: How old were you when you first: began drinking alcoholic beverages regularly, that is, at least once or twice a month?










Response	6	8	10	12	Total	
Never	98.3	89.9	71.3	57.9	80.9	
10 or younger	0.0	1.3	1.8	0.0	0.8	
11	1.1	2.0	1.8	0.0	1.3	
12	0.0	0.7	1.8	0.0	0.7	
13	0.6	5.4	5.4	0.8	3.1	
14	0.0	0.7	6.6	3.3	2.6	
15	0.0	0.0	7.8	8.3	3.8	
16	0.0	0.0	3.0	14.0	3.6	
17 or older	0.0	0.0	0.6	15.7	3.3	
N of Valid	176	149	167	121	613	
N of Miss	5	3	1	3	12	

Table 73: How old were you when you first: used phenoxydine (pox, px, breeze)?


Response	6	8	10	12	Total	
Never	100.0	100.0	100.0	100.0	100.0	
10 or younger	0.0	0.0	0.0	0.0	0.0	
11	0.0	0.0	0.0	0.0	0.0	
12	0.0	0.0	0.0	0.0	0.0	
13	0.0	0.0	0.0	0.0	0.0	
14	0.0	0.0	0.0	0.0	0.0	
15	0.0	0.0	0.0	0.0	0.0	
16	0.0	0.0	0.0	0.0	0.0	
17 or older	0.0	0.0	0.0	0.0	0.0	
N of Valid	171	147	167	122	607	
N of Miss	10	5	1	2	18	

Table 74: How old were you when you first: got suspended from school?










Response	6	8	10	12	Total	
Never	95.4	80.0	71.9	77.2	81.6	
10 or younger	2.3	8.7	6.0	4.1	5.2	
11	0.6	2.7	1.2	1.6	1.5	
12	1.7	3.3	3.6	0.0	2.3	
13	0.0	4.0	3.0	3.3	2.4	
14	0.0	1.3	5.4	2.4	2.3	
15	0.0	0.0	5.4	1.6	1.8	
16	0.0	0.0	3.0	7.3	2.3	
17 or older	0.0	0.0	0.6	2.4	0.7	
N of Valid	175	150	167	123	615	
N of Miss	6	2	1	1	10	

Table 75: How old were you when you first: got arrested?










Response	6	8	10	12	Total	
Never	98.3	96.7	87.4	93.5	94.0	
10 or younger	0.0	1.3	0.6	0.0	0.5	
11	1.1	0.0	1.2	0.0	0.6	
12	0.6	0.0	1.2	0.0	0.5	
13	0.0	0.7	1.2	0.0	0.5	
14	0.0	1.3	4.2	0.8	1.6	
15	0.0	0.0	3.0	2.4	1.3	
16	0.0	0.0	1.2	1.6	0.6	
17 or older	0.0	0.0	0.0	1.6	0.3	
N of Valid	177	150	167	123	617	
N of Miss	4	2	1	1	8	

Table 76: How old were you when you first: carried a handgun?









Response	6	8	10	12	Total	
Never	92.7	97.3	93.3	92.7	94.0	
10 or younger	3.9	0.0	2.5	0.8	2.0	
11	1.7	0.0	0.6	0.8	0.8	
12	1.7	0.0	0.0	0.8	0.7	
13	0.0	2.0	0.6	1.6	1.0	
14	0.0	0.7	0.6	0.8	0.5	
15	0.0	0.0	2.5	0.8	0.8	
16	0.0	0.0	0.0	0.0	0.0	
17 or older	0.0	0.0	0.0	1.6	0.3	
N of Valid	179	150	163	123	615	
N of Miss	2	2	5	1	10	

Table 77: How old were you when you first: attacked someone with the idea of seriously hurting them?










Response	6	8	10	12	Total	
Never	90.9	77.6	75.9	80.6	81.6	
10 or younger	4.5	6.8	5.4	7.3	5.9	
11	2.3	2.7	1.8	1.6	2.1	
12	1.7	4.1	2.4	1.6	2.4	
13	0.6	4.8	2.4	2.4	2.4	
14	0.0	3.4	4.8	0.8	2.3	
15	0.0	0.7	6.0	1.6	2.1	
16	0.0	0.0	1.2	3.2	1.0	
17 or older	0.0	0.0	0.0	0.8	0.2	
N of Valid	176	147	166	124	613	
N of Miss	5	5	2	0	12	

Table 78: How old were you when you first: belonged to a gang?










Response	6	8	10	12	Total	
Never	96.0	90.6	93.3	95.2	93.8	
10 or younger	1.7	0.7	1.2	0.0	1.0	
11	1.1	2.0	0.6	0.0	1.0	
12	1.1	0.7	0.6	1.6	1.0	
13	0.0	3.4	1.2	0.8	1.3	
14	0.0	2.0	0.0	0.8	0.7	
15	0.0	0.7	2.4	0.0	0.8	
16	0.0	0.0	0.0	1.6	0.3	
17 or older	0.0	0.0	0.6	0.0	0.2	
N of Valid	175	149	165	124	613	
N of Miss	6	3	3	0	12	

Table 79: How wrong do you think it is for someone your age to: take a handgun to school?





Response	6	8	10	12	Total	
Very wrong	93.3	91.3	77.7	94.4	88.8	
Wrong	4.5	8.1	16.3	4.8	8.6	
A little bit wrong	1.1	0.7	4.8	0.8	1.9	
Not wrong at all	1.1	0.0	1.2	0.0	0.6	
N of Valid	179	149	166	124	618	
N of Miss	2	3	2	0	7	

Table 80: How wrong do you think it is for someone your age to: steal anything worth more than \$5?





Response	6	8	10	12	Total	
Very wrong	67.6	56.8	46.9	54.8	56.9	
Wrong	27.8	36.5	31.5	35.5	32.5	
A little bit wrong	4.0	5.4	19.1	9.7	9.5	
Not wrong at all	0.6	1.4	2.5	0.0	1.1	
N of Valid	176	148	162	124	610	
N of Miss	5	4	6	0	15	

Table 81: How wrong do you think it is for someone your age to: pick a fight with someone?





Response	6	8	10	12	Total	
Very wrong	58.0	36.2	23.0	34.7	38.6	
Wrong	28.4	38.3	37.6	41.1	35.8	
A little bit wrong	10.8	22.8	30.3	20.2	20.8	
Not wrong at all	2.8	2.7	9.1	4.0	4.7	
N of Valid	176	149	165	124	614	
N of Miss	5	3	3	0	11	

Table 82: How wrong do you think it is for someone your age to: attack someone with the idea of seriously hurting them?





Response	6	8	10	12	Total	
Very wrong	85.1	68.2	50.3	70.2	68.6	
Wrong	11.4	23.0	27.3	19.4	20.1	
A little bit wrong	2.9	6.8	20.0	8.9	9.6	
Not wrong at all	0.6	2.0	2.4	1.6	1.6	
N of Valid	175	148	165	124	612	
N of Miss	6	4	3	0	13	

Table 83: How wrong do you think it is for someone your age to: stay away from school all day when their parents think they are at school?





Response	6	8	10	12	Total	
Very wrong	83.1	64.4	39.2	38.7	57.9	
Wrong	12.4	26.8	29.5	31.5	24.3	
A little bit wrong	2.8	8.1	23.5	23.4	13.8	
Not wrong at all	1.7	0.7	7.8	6.5	4.1	
N of Valid	178	149	166	124	617	
N of Miss	3	3	2	0	8	

Table 84: How wrong do you think it is for someone your age to: drink beer, wine or hard liquor (for example, vodka, whiskey, or gin) regularly?





Response	6	8	10	12	Total	
Very wrong	92.7	66.2	36.1	23.4	57.1	
Wrong	4.5	21.6	18.7	27.4	17.0	
A little bit wrong	1.7	8.8	31.3	31.5	17.4	
Not wrong at all	1.1	3.4	13.9	17.7	8.4	
N of Valid	178	148	166	124	616	
N of Miss	3	4	2	0	9	

Table 85: How wrong do you think it is for someone your age to: smoke cigarettes?





Response	6	8	10	12	Total	
Very wrong	90.3	74.5	44.3	36.3	63.1	
Wrong	5.1	14.8	22.8	23.4	15.9	
A little bit wrong	3.4	7.4	17.4	25.0	12.5	
Not wrong at all	1.1	3.4	15.6	15.3	8.4	
N of Valid	176	149	167	124	616	
N of Miss	5	3	1	0	9	

Table 86: How wrong do you think it is for someone your age to: smoke marijuana?





Response	6	8	10	12	Total	
Very wrong	97.2	86.6	55.1	58.9	75.5	
Wrong	2.8	9.4	9.6	15.3	8.8	
A little bit wrong	0.0	2.0	18.0	13.7	8.1	
Not wrong at all	0.0	2.0	17.4	12.1	7.6	
N of Valid	176	149	167	124	616	
N of Miss	5	3	1	0	9	

Table 87: How wrong do you think it is for someone your age to: use LSD, cocaine, amphetamines or another illegal drug?





Response	6	8	10	12	Total	
Very wrong	98.3	91.9	81.9	91.1	90.9	
Wrong	0.6	6.0	8.4	4.8	4.9	
A little bit wrong	1.1	1.3	4.8	2.4	2.4	
Not wrong at all	0.0	0.7	4.8	1.6	1.8	
N of Valid	177	149	166	124	616	
N of Miss	4	3	2	0	9	

Table 88: At school during the past 12 months, did you receive help from the resource teacher, speech therapist or other special education teacher?



Response	6	8	10	12	Total	
No	75.3	87.3	93.5	92.9	86.7	
Yes	24.7	12.7	6.5	7.1	13.3	
N of Valid	158	126	154	112	550	
N of Miss	23	26	14	12	75	

Table 89: How many times have you done the following things? done what feels good no matter what.







Response	6	8	10	12	Total	
Never	45.0	29.4	21.5	18.9	29.5	
I've done it, but not in the past year	17.2	15.4	18.4	13.1	16.2	
Less than once a month	5.9	13.3	14.1	18.9	12.6	
About once a month	3.0	8.4	8.0	4.9	6.0	
2 or 3 times a month	5.9	14.7	13.5	19.7	12.9	
Once a week or more	23.1	18.9	24.5	24.6	22.8	
N of Valid	169	143	163	122	597	
N of Miss	12	9	5	2	28	

Table 90: How many times have you done the following things? done something dangerous because someone dared you to do it.







Response	6	8	10	12	Total	
Never	79.0	50.7	43.4	50.0	56.7	
I've done it, but not in the past year	13.6	24.7	24.7	25.8	21.7	
Less than once a month	2.3	8.9	14.5	7.3	8.2	
About once a month	0.0	5.5	7.2	7.3	4.7	
2 or 3 times a month	1.1	7.5	6.0	6.5	5.1	
Once a week or more	4.0	2.7	4.2	3.2	3.6	
N of Valid	176	146	166	124	612	
N of Miss	5	6	2	0	13	

Table 91: How many times have you done the following things? done crazy things even if they are a little dangerous.







Response	6	8	10	12	Total	
Never	61.8	37.7	25.2	24.2	38.6	
I've done it, but not in the past year	21.3	28.1	25.2	21.0	23.9	
Less than once a month	2.2	4.8	14.7	25.0	10.8	
About once a month	3.9	5.5	11.7	10.5	7.7	
2 or 3 times a month	2.2	13.7	9.8	12.9	9.2	
Once a week or more	8.4	10.3	13.5	6.5	9.8	
N of Valid	178	146	163	124	611	
N of Miss	3	6	5	0	14	

Table 92: How many times in the past year (12 months) have you: been suspended from school?





Response	6	8	10	12	Total	
Never	96.1	89.2	78.0	91.1	88.5	
1 to 2 times	3.4	8.8	17.9	8.9	9.7	
3 to 5 times	0.0	2.0	1.8	0.0	1.0	
6 to 9 times	0.6	0.0	2.4	0.0	0.8	
10 to 19 times	0.0	0.0	0.0	0.0	0.0	
20 to 29 times	0.0	0.0	0.0	0.0	0.0	
30 to 39 times	0.0	0.0	0.0	0.0	0.0	
40+ times	0.0	0.0	0.0	0.0	0.0	
N of Valid	179	148	168	124	619	
N of Miss	2	4	0	0	6	

Table 93: How many times in the past year (12 months) have you: carried a handgun?








Response	6	8	10	12	Total	
Never	94.4	98.0	94.0	94.4	95.1	
1 to 2 times	3.4	0.7	2.4	1.6	2.1	
3 to 5 times	0.0	0.7	2.4	0.8	1.0	
6 to 9 times	0.0	0.0	0.6	0.8	0.3	
10 to 19 times	0.6	0.7	0.0	2.4	0.8	
20 to 29 times	0.0	0.0	0.6	0.0	0.2	
30 to 39 times	0.0	0.0	0.0	0.0	0.0	
40+ times	1.7	0.0	0.0	0.0	0.5	
N of Valid	179	147	168	124	618	
N of Miss	2	5	0	0	7	

Table 94: How many times in the past year (12 months) have you: sold illegal drugs?









Response	6	8	10	12	Total	
Never	100.0	97.9	85.7	89.3	93.4	
1 to 2 times	0.0	1.4	6.5	1.6	2.5	
3 to 5 times	0.0	0.0	2.4	1.6	1.0	
6 to 9 times	0.0	0.0	2.4	3.3	1.3	
10 to 19 times	0.0	0.7	0.6	0.8	0.5	
20 to 29 times	0.0	0.0	0.0	1.6	0.3	
30 to 39 times	0.0	0.0	0.6	0.0	0.2	
40+ times	0.0	0.0	1.8	1.6	0.8	
N of Valid	173	146	168	122	609	
N of Miss	8	6	0	2	16	

Table 95: How many times in the past year (12 months) have you: stolen or tried to steal a motor vehicle such as a car or motorcycle?




Response	6	8	10	12	Total	
Never	97.8	99.3	94.6	99.2	97.6	
1 to 2 times	2.2	0.0	3.6	0.0	1.6	
3 to 5 times	0.0	0.7	1.8	0.8	0.8	
6 to 9 times	0.0	0.0	0.0	0.0	0.0	
10 to 19 times	0.0	0.0	0.0	0.0	0.0	
20 to 29 times	0.0	0.0	0.0	0.0	0.0	
30 to 39 times	0.0	0.0	0.0	0.0	0.0	
40+ times	0.0	0.0	0.0	0.0	0.0	
N of Valid	178	147	166	124	615	
N of Miss	3	5	2	0	10	

Table 96: How many times in the past year (12 months) have you: participated in clubs, organizations or activities at school?









Response	6	8	10	12	Total	
Never	22.5	18.9	22.6	8.9	18.9	
1 to 2 times	34.1	20.9	20.2	18.5	24.0	
3 to 5 times	16.8	21.6	17.9	12.9	17.5	
6 to 9 times	8.1	7.4	11.3	11.3	9.5	
10 to 19 times	6.9	10.1	6.0	12.9	8.6	
20 to 29 times	1.2	4.1	5.4	9.7	4.7	
30 to 39 times	0.0	2.7	5.4	3.2	2.8	
40+ times	10.4	14.2	11.3	22.6	14.0	
N of Valid	173	148	168	124	613	
N of Miss	8	4	0	0	12	

Table 97: How many times in the past year (12 months) have you: been arrested?






Response	6	8	10	12	Total	
Never	98.3	96.6	89.1	96.7	95.1	
1 to 2 times	1.1	2.7	9.7	3.3	4.2	
3 to 5 times	0.6	0.7	0.0	0.0	0.3	
6 to 9 times	0.0	0.0	0.6	0.0	0.2	
10 to 19 times	0.0	0.0	0.6	0.0	0.2	
20 to 29 times	0.0	0.0	0.0	0.0	0.0	
30 to 39 times	0.0	0.0	0.0	0.0	0.0	
40+ times	0.0	0.0	0.0	0.0	0.0	
N of Valid	177	148	165	122	612	
N of Miss	4	4	3	2	13	

Table 98: How many times in the past year (12 months) have you: done extra work on your own for school?









Response	6	8	10	12	Total	
Never	28.7	32.9	38.9	30.6	32.9	
1 to 2 times	28.7	24.0	24.0	24.2	25.4	
3 to 5 times	14.4	20.5	12.6	16.1	15.7	
6 to 9 times	9.2	10.3	10.8	11.3	10.3	
10 to 19 times	4.0	4.1	6.6	9.7	5.9	
20 to 29 times	4.0	3.4	3.6	4.8	3.9	
30 to 39 times	0.6	1.4	1.2	1.6	1.1	
40+ times	10.3	3.4	2.4	1.6	4.7	
N of Valid	174	146	167	124	611	
N of Miss	7	6	1	0	14	

Table 99: How many times in the past year (12 months) have you: attacked someone with the idea of seriously hurting them?








Response	6	8	10	12	Total	
Never	90.9	83.7	78.4	87.9	85.2	
1 to 2 times	6.3	7.5	14.4	7.3	9.0	
3 to 5 times	1.1	7.5	2.4	1.6	3.1	
6 to 9 times	0.6	0.7	4.2	3.2	2.1	
10 to 19 times	0.6	0.7	0.0	0.0	0.3	
20 to 29 times	0.0	0.0	0.6	0.0	0.2	
30 to 39 times	0.0	0.0	0.0	0.0	0.0	
40+ times	0.6	0.0	0.0	0.0	0.2	
N of Valid	175	147	167	124	613	
N of Miss	6	5	1	0	12	

Table 100: How many times in the past year (12 months) have you: been drunk or high at school?









Response	6	8	10	12	Total	
Never	100.0	95.2	77.2	77.2	88.1	
1 to 2 times	0.0	2.0	8.4	11.4	5.1	
3 to 5 times	0.0	2.0	4.2	2.4	2.1	
6 to 9 times	0.0	0.0	2.4	1.6	1.0	
10 to 19 times	0.0	0.0	1.8	0.8	0.7	
20 to 29 times	0.0	0.0	2.4	0.8	0.8	
30 to 39 times	0.0	0.0	0.0	0.8	0.2	
40+ times	0.0	0.7	3.6	4.9	2.1	
N of Valid	176	147	167	123	613	
N of Miss	5	5	1	1	12	

Table 101: How many times in the past year (12 months) have you: volunteered to do community service?









Response	6	8	10	12	Total	
Never	46.2	51.7	61.9	54.8	53.6	
1 to 2 times	19.1	19.7	16.1	19.4	18.5	
3 to 5 times	13.9	15.6	10.1	8.9	12.3	
6 to 9 times	6.9	4.8	3.0	4.8	4.9	
10 to 19 times	3.5	3.4	3.0	2.4	3.1	
20 to 29 times	2.3	1.4	2.4	4.8	2.6	
30 to 39 times	0.6	1.4	0.0	0.8	0.7	
40+ times	7.5	2.0	3.6	4.0	4.4	
N of Valid	173	147	168	124	612	
N of Miss	8	5	0	0	13	

Table 102: How many times in the past year (12 months) have you: taken a handgun to school?





Response	6	8	10	12	Total	
Never	100.0	98.6	99.4	100.0	99.5	
1 to 2 times	0.0	0.0	0.6	0.0	0.2	
3 to 5 times	0.0	0.7	0.0	0.0	0.2	
6 to 9 times	0.0	0.0	0.0	0.0	0.0	
10 to 19 times	0.0	0.0	0.0	0.0	0.0	
20 to 29 times	0.0	0.0	0.0	0.0	0.0	
30 to 39 times	0.0	0.0	0.0	0.0	0.0	
40+ times	0.0	0.7	0.0	0.0	0.2	
N of Valid	176	147	168	124	615	
N of Miss	5	5	0	0	10	

Table 103: Are you currently on probation, or assigned a probation officer with Juvenile Court?



Response	6	8	10	12	Total	
No	98.3	97.3	94.6	96.7	96.7	
Yes	1.7	2.7	5.4	3.3	3.3	
N of Valid	175	146	167	121	609	
N of Miss	6	6	1	3	16	

Table 104: Have you ever belonged to a gang?






Response	6	8	10	12	Total	
No	91.6	87.6	88.0	95.1	90.4	
No, but would like to	0.6	0.7	0.6	0.0	0.5	
Yes, in the past	3.4	4.8	7.8	2.4	4.7	
Yes, belong now	2.8	6.2	3.6	2.4	3.8	
Yes, but would like to get out	1.7	0.7	0.0	0.0	0.7	
N of Valid	178	145	166	123	612	
N of Miss	3	7	2	1	13	

Table 105: If you have ever belonged to a gang, did that gang have a name?

Response	6	8	10	12	Total
No	10.7	2.1	4.3	2.6	5.3
Yes	4.5	11.2	11.7	5.2	8.2
I have never belonged to a gang	84.8	86.7	84.0	92.2	86.5
N of Valid	178	143	163	116	600
N of Miss	3	9	5	8	25

Table 106: You're looking at CD's in a music store with a friend. You look up and see her slip a CD under her coat. She smiles and says 'Which one do you want? Go ahead, take it while nobody's around.' There is nobody in sight, no employees and no other customers. What would you do now?

Response	6	8	10	12	Total
Ignore her	13.6	18.2	27.2	24.2	20.5
Grab a CD and leave the store	2.3	7.7	17.3	13.7	9.9
Tell her to put the CD back	66.1	46.9	30.9	28.2	44.4
Act like it is a joke, and ask her to put the CD back	18.1	27.3	24.7	33.9	25.2
N of Valid	177	143	162	124	606
N of Miss	4	9	6	0	19

Table 107: You are visiting another part of town, and you don't know any of the people your age there. You are walking down the street, and some teenager you don't know is walking toward you. He is about your size, and as he is about to pass you, he deliberately bumps into you and you almost lose your balance. What would you say or do?

Response	6	8	10	12	Total
Push the person back	14.8	19.6	19.1	12.9	16.7
Say 'Excuse me' and keep on walking	53.4	45.5	40.1	49.2	47.1
Say 'Watch where you are going' and keep on walking	27.8	23.8	28.4	26.6	26.8
Swear at the person and walk away	4.0	11.2	12.3	11.3	9.4
N of Valid	176	143	162	124	605
N of Miss	5	9	6	0	20

Table 108: You are at a party at someone's house, and one of your friends offers you a drink containing alcohol. What would you say or do?





Response	6	8	10	12	Total	
Drink it	4.6	18.4	46.6	51.2	28.7	
Tell your friend, 'No thanks, I don't drink' and suggest that you and your friend go and do something else	50.6	29.8	23.6	18.7	31.9	
Just say, 'No thanks' and walk away	32.2	31.9	24.8	27.6	29.2	
Make up a good excuse, tell your friend you had something else to do, and leave	12.6	19.9	5.0	2.4	10.2	
N of Valid	174	141	161	123	599	
N of Miss	7	11	7	1	26	

Table 109: It's 8:00 on a weeknight and you are about to go over to a friend's home when your mother asks you where you are going. You say 'Oh, just going to go hang out with some friends.' She says, 'No, you'll just get into trouble if you go out. Stay home tonight.' What would you do now?





Response	6	8	10	12	Total	
Leave the house anyway	4.0	7.7	11.1	5.7	7.2	
Explain what you are going to do with your friends, tell her when you will get home, and ask if you can go out	51.4	69.0	66.7	73.2	64.2	
Not say anything and start watching TV	42.8	15.5	12.3	5.7	20.5	
Get into an argument with her	1.7	7.7	9.9	15.4	8.2	
N of Valid	173	142	162	123	600	
N of Miss	8	10	6	1	25	

Table 110: How often do you attend religious services or activities?





Response	6	8	10	12	Total	
Never	18.2	5.0	10.4	17.9	12.9	
Rarely	20.0	18.4	24.5	25.2	21.9	
1-2 Times a Month	8.2	14.2	13.5	16.3	12.7	
About Once a Week or More	53.5	62.4	51.5	40.7	52.4	
N of Valid	170	141	163	123	597	
N of Miss	11	11	5	1	28	

Table 111: I do the opposite of what people tell me, just to get them mad.





Response	6	8	10	12	Total	
Very False	61.3	35.9	36.4	37.9	43.8	
Somewhat False	20.8	27.5	26.5	37.9	27.5	
Somewhat True	12.7	31.7	32.1	22.6	24.5	
Very True	5.2	4.9	4.9	1.6	4.3	
N of Valid	173	142	162	124	601	
N of Miss	8	10	6	0	24	

Table 112: I like to see how much I can get away with.





Response	6	8	10	12	Total	
Very False	62.2	42.1	27.0	32.3	41.7	
Somewhat False	19.2	21.4	28.8	26.6	23.9	
Somewhat True	12.2	27.9	31.9	37.1	26.4	
Very True	6.4	8.6	12.3	4.0	8.0	
N of Valid	172	140	163	124	599	
N of Miss	9	12	5	0	26	

Table 113: I ignore rules that get in my way.





Response	6	8	10	12	Total	
Very False	70.3	48.5	34.2	41.9	49.3	
Somewhat False	15.8	19.1	31.1	32.3	24.2	
Somewhat True	11.5	23.5	26.7	25.0	21.3	
Very True	2.4	8.8	8.1	0.8	5.1	
N of Valid	165	136	161	124	586	
N of Miss	16	16	7	0	39	

Table 114: I think sometimes it's okay to cheat at school.


Response	6	8	10	12	Total	
NO!	75.7	41.6	17.5	21.0	40.7	
no	18.5	29.9	30.0	37.1	28.1	
yes	4.0	25.5	42.5	37.1	26.3	
YES!	1.7	2.9	10.0	4.8	4.9	
N of Valid	173	137	160	124	594	
N of Miss	8	15	8	0	31	

Table 115: It is important to think before you act.


Response	6	8	10	12	Total	
NO!	2.9	3.6	2.5	0.8	2.5	
no	2.9	2.2	5.6	0.8	3.0	
yes	22.5	35.0	38.5	38.7	33.1	
YES!	71.7	59.1	53.4	59.7	61.3	
N of Valid	173	137	161	124	595	
N of Miss	8	15	7	0	30	

Table 116: Sometimes I think that life is not worth it.

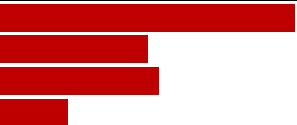
Response	6	8	10	12	Total	
NO!	60.6	41.0	41.1	37.9	46.1	
no	20.6	26.1	20.3	21.0	21.8	
yes	13.5	24.6	26.6	32.3	23.5	
YES!	5.3	8.2	12.0	8.9	8.5	
N of Valid	170	134	158	124	586	
N of Miss	11	18	10	0	39	

Table 117: At times I think I am no good at all.

Response	6	8	10	12	Total	
NO!	40.7	28.1	30.4	26.0	31.9	
no	19.8	22.2	25.9	29.3	24.0	
yes	28.1	34.1	31.0	32.5	31.2	
YES!	11.4	15.6	12.7	12.2	12.9	
N of Valid	167	135	158	123	583	
N of Miss	14	17	10	1	42	

Table 118: All in all, I am inclined to think that I am a failure.

Response	6	8	10	12	Total	
NO!	58.9	48.9	47.5	44.7	50.5	
no	24.4	30.4	29.1	35.0	29.3	
yes	11.9	15.6	17.1	15.4	14.9	
YES!	4.8	5.2	6.3	4.9	5.3	
N of Valid	168	135	158	123	584	
N of Miss	13	17	10	1	41	

Table 119: In the past year, have you felt depressed or sad MOST days, even if you felt okay sometimes?

Response	6	8	10	12	Total	
NO!	37.6	19.4	29.7	21.0	27.8	
no	17.6	31.3	19.0	25.0	22.7	
yes	27.6	29.9	31.0	32.3	30.0	
YES!	17.1	19.4	20.3	21.8	19.5	
N of Valid	170	134	158	124	586	
N of Miss	11	18	10	0	39	

Table 120: It is all right to beat up people if they start the fight.





Response	6	8	10	12	Total	
NO!	51.7	24.8	14.6	23.4	29.6	
no	24.4	24.1	21.5	27.4	24.2	
yes	14.0	28.5	32.3	27.4	25.0	
YES!	9.9	22.6	31.6	21.8	21.2	
N of Valid	172	137	158	124	591	
N of Miss	9	15	10	0	34	

Table 121: I think it is okay to take something without asking if you can get away with it.





Response	6	8	10	12	Total	
NO!	82.7	64.2	50.3	54.8	64.0	
no	13.9	29.9	36.1	37.1	28.3	
yes	2.3	4.5	10.3	7.3	6.0	
YES!	1.2	1.5	3.2	0.8	1.7	
N of Valid	173	134	155	124	586	
N of Miss	8	18	13	0	39	

Table 122: Sometimes we don't know what we will do as adults, but we may have an idea. Please answer how true these statements may be for you. WHEN I AM AN ADULT I WILL: smoke cigarettes.





Response	6	8	10	12	Total	
NO!	88.9	80.1	64.1	70.7	76.5	
no	8.2	11.8	18.6	19.5	14.2	
yes	1.2	5.1	10.3	4.9	5.3	
YES!	1.8	2.9	7.1	4.9	4.1	
N of Valid	171	136	156	123	586	
N of Miss	10	16	12	1	39	

Table 123: Sometimes we don't know what we will do as adults, but we may have an idea. Please answer how true these statements may be for you. WHEN I AM AN ADULT I WILL: drink beer, wine, or liquor.

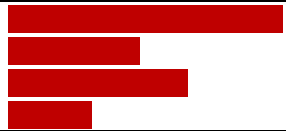
Response	6	8	10	12	Total	
NO!	72.8	48.1	21.3	22.0	42.8	
no	16.2	21.5	18.7	21.1	19.1	
yes	8.7	23.0	43.2	36.6	27.0	
YES!	2.3	7.4	16.8	20.3	11.1	
N of Valid	173	135	155	123	586	
N of Miss	8	17	13	1	39	

Table 124: Sometimes we don't know what we will do as adults, but we may have an idea. Please answer how true these statements may be for you. WHEN I AM AN ADULT I WILL: smoke marijuana.


Response	6	8	10	12	Total	
NO!	95.3	87.5	63.7	70.7	79.9	
no	4.7	8.8	17.8	18.7	12.1	
yes	0.0	1.5	9.6	3.3	3.6	
YES!	0.0	2.2	8.9	7.3	4.4	
N of Valid	170	136	157	123	586	
N of Miss	11	16	11	1	39	

Table 125: Sometimes we don't know what we will do as adults, but we may have an idea. Please answer how true these statements may be for you. WHEN I AM AN ADULT I WILL: use LSD, cocaine, amphetamines or another illegal drug.


Response	6	8	10	12	Total	
NO!	96.5	93.4	87.3	94.3	92.9	
no	3.5	5.9	10.8	5.7	6.5	
yes	0.0	0.0	0.6	0.0	0.2	
YES!	0.0	0.7	1.3	0.0	0.5	
N of Valid	172	136	157	123	588	
N of Miss	9	16	11	1	37	

Table 126: How much do you think people risk harming themselves (physically or in other ways) if they: smoked one or more packs of cigarettes per day?


Response	6	8	10	12	Total	
No risk	9.2	3.0	4.5	0.8	4.8	
Slight risk	6.3	3.0	11.7	5.7	6.8	
Moderate risk	19.5	17.8	27.3	20.5	21.4	
Great risk	64.9	76.3	56.5	73.0	67.0	
N of Valid	174	135	154	122	585	
N of Miss	7	17	14	2	40	

Table 127: How much do you think people risk harming themselves (physically or in other ways) if they: try marijuana once or twice?


Response	6	8	10	12	Total	
No risk	11.0	7.6	29.7	16.3	16.3	
Slight risk	19.2	22.7	32.9	32.5	26.5	
Moderate risk	25.6	32.6	14.8	23.6	23.9	
Great risk	44.2	37.1	22.6	27.6	33.3	
N of Valid	172	132	155	123	582	
N of Miss	9	20	13	1	43	

Table 128: How much do you think people risk harming themselves (physically or in other ways) if they: smoke marijuana regularly?


Response	6	8	10	12	Total	
No risk	9.0	4.5	18.3	4.2	9.5	
Slight risk	2.4	4.5	15.0	16.0	9.1	
Moderate risk	12.0	9.8	18.3	21.8	15.2	
Great risk	76.6	81.1	48.4	58.0	66.2	
N of Valid	167	132	153	119	571	
N of Miss	14	20	15	5	54	

Table 129: How much do you think people risk harming themselves (physically or in other ways) if they: take one or two drinks of an alcoholic beverage (beer, wine, liquor) nearly every day?


Response	6	8	10	12	Total	
No risk	11.8	9.0	14.9	7.4	11.1	
Slight risk	22.5	24.1	29.2	25.4	25.3	
Moderate risk	29.6	30.8	35.7	35.2	32.7	
Great risk	36.1	36.1	20.1	32.0	31.0	
N of Valid	169	133	154	122	578	
N of Miss	12	19	14	2	47	

Table 130: How much do you think people risk harming themselves (physically or in other ways) if they: have five or more drinks once or twice each weekend?


Response	6	8	10	12	Total	
No risk	10.1	6.8	9.8	4.1	8.0	
Slight risk	9.5	10.5	19.6	19.5	14.5	
Moderate risk	20.1	22.6	29.4	32.5	25.8	
Great risk	60.4	60.2	41.2	43.9	51.7	
N of Valid	169	133	153	123	578	
N of Miss	12	19	15	1	47	

Table 131: On how many occasions have you had alcoholic beverages (beer, wine or hard liquor) to drink in your lifetime - more than just a few sips?

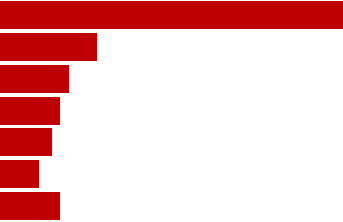
Response	6	8	10	12	Total	
0	90.2	60.3	34.0	21.1	54.0	
1-2	5.7	14.5	19.0	15.4	13.3	
3-5	0.0	11.5	9.8	16.3	8.6	
6-9	2.3	4.6	11.1	12.2	7.2	
10-19	0.6	5.3	8.5	10.6	5.9	
20-39	0.0	0.8	5.9	9.8	3.8	
40+	1.1	3.1	11.8	14.6	7.2	
N of Valid	174	131	153	123	581	
N of Miss	7	21	15	1	44	

Table 132: On how many occasions have you had beer, wine or hard liquor to drink during the past 30 days?








Response	6	8	10	12	Total	
0	98.9	85.7	72.2	47.2	78.0	
1-2	0.6	9.0	12.6	22.0	10.2	
3-5	0.0	3.0	6.0	15.4	5.5	
6-9	0.6	0.8	3.3	7.3	2.8	
10-19	0.0	0.8	4.0	4.9	2.2	
20-39	0.0	0.0	0.7	0.8	0.3	
40+	0.0	0.8	1.3	2.4	1.0	
N of Valid	174	133	151	123	581	
N of Miss	7	19	17	1	44	

Table 133: On how many occasions have you used marijuana (grass, pot) or hashish (hash, hash oil) in your lifetime?








Response	6	8	10	12	Total	
0	99.4	93.9	67.5	64.2	82.5	
1-2	0.6	2.3	6.6	10.6	4.6	
3-5	0.0	1.5	2.0	4.9	1.9	
6-9	0.0	0.8	3.3	1.6	1.4	
10-19	0.0	0.0	3.3	3.3	1.5	
20-39	0.0	0.0	2.6	4.9	1.7	
40+	0.0	1.5	14.6	10.6	6.4	
N of Valid	176	132	151	123	582	
N of Miss	5	20	17	1	43	

Table 134: On how many occasions have you used marijuana (grass, pot) or hashish (hash, hash oil) during the past 30 days?








Response	6	8	10	12	Total	
0	100.0	96.9	80.1	83.6	90.6	
1-2	0.0	1.5	8.6	5.7	3.8	
3-5	0.0	0.0	1.3	2.5	0.9	
6-9	0.0	0.8	2.6	1.6	1.2	
10-19	0.0	0.0	1.3	0.8	0.5	
20-39	0.0	0.8	3.3	3.3	1.7	
40+	0.0	0.0	2.6	2.5	1.2	
N of Valid	174	130	151	122	577	
N of Miss	7	22	17	2	48	

Table 135: On how many occasions have you used LSD or other psychedelics in your lifetime?






Response	6	8	10	12	Total	
0	100.0	97.7	97.4	97.5	98.3	
1-2	0.0	0.8	2.0	1.6	1.0	
3-5	0.0	0.8	0.7	0.0	0.3	
6-9	0.0	0.0	0.0	0.0	0.0	
10-19	0.0	0.8	0.0	0.0	0.2	
20-39	0.0	0.0	0.0	0.8	0.2	
40+	0.0	0.0	0.0	0.0	0.0	
N of Valid	176	130	151	122	579	
N of Miss	5	22	17	2	46	

Table 136: On how many occasions have you used LSD or other psychedelics during the past 30 days?



Response	6	8	10	12	Total	
0	100.0	98.5	98.7	100.0	99.3	
1-2	0.0	1.5	1.3	0.0	0.7	
3-5	0.0	0.0	0.0	0.0	0.0	
6-9	0.0	0.0	0.0	0.0	0.0	
10-19	0.0	0.0	0.0	0.0	0.0	
20-39	0.0	0.0	0.0	0.0	0.0	
40+	0.0	0.0	0.0	0.0	0.0	
N of Valid	176	130	150	123	579	
N of Miss	5	22	18	1	46	

Table 137: On how many occasions have you used cocaine or crack in your lifetime?






Response	6	8	10	12	Total	
0	100.0	99.2	95.3	96.7	97.9	
1-2	0.0	0.0	2.0	2.4	1.0	
3-5	0.0	0.0	2.0	0.8	0.7	
6-9	0.0	0.0	0.0	0.0	0.0	
10-19	0.0	0.0	0.7	0.0	0.2	
20-39	0.0	0.8	0.0	0.0	0.2	
40+	0.0	0.0	0.0	0.0	0.0	
N of Valid	175	130	148	123	576	
N of Miss	6	22	20	1	49	

Table 138: On how many occasions have you used cocaine or crack during the past 30 days?




Response	6	8	10	12	Total	
0	100.0	99.2	99.3	100.0	99.7	
1-2	0.0	0.0	0.7	0.0	0.2	
3-5	0.0	0.8	0.0	0.0	0.2	
6-9	0.0	0.0	0.0	0.0	0.0	
10-19	0.0	0.0	0.0	0.0	0.0	
20-39	0.0	0.0	0.0	0.0	0.0	
40+	0.0	0.0	0.0	0.0	0.0	
N of Valid	176	130	150	123	579	
N of Miss	5	22	18	1	46	

Table 139: On how many occasions have you sniffed glue, breathed the contents of an aerosol spray can, or inhaled other gases or sprays, in order to get high in your lifetime?








Response	6	8	10	12	Total	
0	94.9	87.7	82.0	84.6	87.7	
1-2	2.8	3.8	8.0	5.7	5.0	
3-5	0.6	1.5	4.7	1.6	2.1	
6-9	0.6	2.3	3.3	3.3	2.2	
10-19	1.1	0.8	1.3	0.8	1.0	
20-39	0.0	3.1	0.7	2.4	1.4	
40+	0.0	0.8	0.0	1.6	0.5	
N of Valid	176	130	150	123	579	
N of Miss	5	22	18	1	46	

Table 140: On how many occasions have you sniffed glue, breathed the contents of an aerosol spray can, or inhaled other gases or sprays, in order to get high during the past 30 days?







Response	6	8	10	12	Total	
0	97.1	96.1	94.7	89.4	94.6	
1-2	1.7	1.6	2.7	4.9	2.6	
3-5	0.6	2.3	2.7	2.4	1.9	
6-9	0.6	0.0	0.0	0.8	0.3	
10-19	0.0	0.0	0.0	0.8	0.2	
20-39	0.0	0.0	0.0	1.6	0.3	
40+	0.0	0.0	0.0	0.0	0.0	
N of Valid	175	129	150	123	577	
N of Miss	6	23	18	1	48	

Table 141: On how many occasions have you used phenoxydine (pox, px, breeze) in your lifetime?


Response	6	8	10	12	Total	
0	100.0	100.0	100.0	100.0	100.0	
1-2	0.0	0.0	0.0	0.0	0.0	
3-5	0.0	0.0	0.0	0.0	0.0	
6-9	0.0	0.0	0.0	0.0	0.0	
10-19	0.0	0.0	0.0	0.0	0.0	
20-39	0.0	0.0	0.0	0.0	0.0	
40+	0.0	0.0	0.0	0.0	0.0	
N of Valid	176	130	150	122	578	
N of Miss	5	22	18	2	47	

Table 142: On how many occasions have you used phenoxydine (pox, px, breeze) during the past 30 days?


Response	6	8	10	12	Total	
0	100.0	100.0	100.0	100.0	100.0	
1-2	0.0	0.0	0.0	0.0	0.0	
3-5	0.0	0.0	0.0	0.0	0.0	
6-9	0.0	0.0	0.0	0.0	0.0	
10-19	0.0	0.0	0.0	0.0	0.0	
20-39	0.0	0.0	0.0	0.0	0.0	
40+	0.0	0.0	0.0	0.0	0.0	
N of Valid	176	130	150	122	578	
N of Miss	5	22	18	2	47	

Table 143: On how many occasions have you used sedatives (tranquilizers, such as Valium or Xanax, barbiturates, or sleeping pills) without a doctor telling you to take them, in your lifetime?








Response	6	8	10	12	Total	
0	94.9	91.5	87.3	80.5	89.1	
1-2	3.4	3.8	3.3	10.6	5.0	
3-5	0.0	1.5	0.0	1.6	0.7	
6-9	0.0	1.5	2.7	0.8	1.2	
10-19	0.0	0.8	2.7	0.8	1.0	
20-39	0.6	0.0	0.7	0.8	0.5	
40+	1.1	0.8	3.3	4.9	2.4	
N of Valid	176	130	150	123	579	
N of Miss	5	22	18	1	46	

Table 144: On how many occasions have you used sedatives (tranquilizers, such as Valium or Xanax, barbiturates, or sleeping pills) without a doctor telling you to take them, during the past 30 days?


Response	6	8	10	12	Total	
0	97.1	94.6	92.0	91.9	94.1	
1-2	1.7	2.3	3.3	4.9	2.9	
3-5	0.0	2.3	0.7	0.8	0.9	
6-9	0.6	0.0	1.3	1.6	0.9	
10-19	0.0	0.8	2.0	0.0	0.7	
20-39	0.0	0.0	0.0	0.0	0.0	
40+	0.6	0.0	0.7	0.8	0.5	
N of Valid	175	130	150	123	578	
N of Miss	6	22	18	1	47	

Table 145: On how many occasions have you used Methamphetamines (meth, speed, crank, crystal meth) in your lifetime?


Response	6	8	10	12	Total	
0	100.0	98.4	98.0	95.9	98.3	
1-2	0.0	0.0	2.0	1.6	0.9	
3-5	0.0	0.8	0.0	1.6	0.5	
6-9	0.0	0.0	0.0	0.8	0.2	
10-19	0.0	0.8	0.0	0.0	0.2	
20-39	0.0	0.0	0.0	0.0	0.0	
40+	0.0	0.0	0.0	0.0	0.0	
N of Valid	176	129	149	123	577	
N of Miss	5	23	19	1	48	

Table 146: On how many occasions have you used Methamphetamines (meth, speed, crank, crystal meth) in the past 30 days?



Response	6	8	10	12	Total	
0	100.0	98.4	100.0	99.2	99.5	
1-2	0.0	1.6	0.0	0.8	0.5	
3-5	0.0	0.0	0.0	0.0	0.0	
6-9	0.0	0.0	0.0	0.0	0.0	
10-19	0.0	0.0	0.0	0.0	0.0	
20-39	0.0	0.0	0.0	0.0	0.0	
40+	0.0	0.0	0.0	0.0	0.0	
N of Valid	176	129	149	123	577	
N of Miss	5	23	19	1	48	

Table 147: On how many occasions have you used stimulants, other than Methamphetamines (such as amphetamines, Ritalin or Dexedrine) without a doctor telling you to take them, in your lifetime?







Response	6	8	10	12	Total	
0	99.4	98.5	95.3	95.1	97.2	
1-2	0.6	0.0	2.0	1.6	1.0	
3-5	0.0	0.8	0.7	0.8	0.5	
6-9	0.0	0.8	0.7	0.0	0.3	
10-19	0.0	0.0	0.0	0.8	0.2	
20-39	0.0	0.0	0.0	0.0	0.0	
40+	0.0	0.0	1.3	1.6	0.7	
N of Valid	176	130	149	123	578	
N of Miss	5	22	19	1	47	

Table 148: On how many occasions have you used stimulants, other than Methamphetamines (such as amphetamines, Ritalin or Dexedrine) without a doctor telling you to take them, during the past 30 days?


Response	6	8	10	12	Total	
0	100.0	99.2	98.7	99.2	99.3	
1-2	0.0	0.0	0.7	0.0	0.2	
3-5	0.0	0.8	0.7	0.0	0.3	
6-9	0.0	0.0	0.0	0.8	0.2	
10-19	0.0	0.0	0.0	0.0	0.0	
20-39	0.0	0.0	0.0	0.0	0.0	
40+	0.0	0.0	0.0	0.0	0.0	
N of Valid	175	130	149	123	577	
N of Miss	6	22	19	1	48	

Table 149: On how many occasions have you used heroin or other opiates in your lifetime?


Response	6	8	10	12	Total	
0	100.0	99.2	99.3	100.0	99.7	
1-2	0.0	0.0	0.0	0.0	0.0	
3-5	0.0	0.0	0.0	0.0	0.0	
6-9	0.0	0.0	0.0	0.0	0.0	
10-19	0.0	0.8	0.7	0.0	0.3	
20-39	0.0	0.0	0.0	0.0	0.0	
40+	0.0	0.0	0.0	0.0	0.0	
N of Valid	175	130	148	123	576	
N of Miss	6	22	20	1	49	

Table 150: On how many occasions have you used heroin or other opiates during the past 30 days?




Response	6	8	10	12	Total	
0	100.0	99.2	99.3	100.0	99.7	
1-2	0.0	0.8	0.0	0.0	0.2	
3-5	0.0	0.0	0.7	0.0	0.2	
6-9	0.0	0.0	0.0	0.0	0.0	
10-19	0.0	0.0	0.0	0.0	0.0	
20-39	0.0	0.0	0.0	0.0	0.0	
40+	0.0	0.0	0.0	0.0	0.0	
N of Valid	174	130	148	123	575	
N of Miss	7	22	20	1	50	

Table 151: On how many occasions have you used MDMA ('X', 'E', or ecstasy) in your lifetime?








Response	6	8	10	12	Total	
0	100.0	99.2	94.6	95.1	97.4	
1-2	0.0	0.0	2.0	1.6	0.9	
3-5	0.0	0.0	2.0	1.6	0.9	
6-9	0.0	0.0	0.0	0.8	0.2	
10-19	0.0	0.0	0.7	0.8	0.3	
20-39	0.0	0.8	0.0	0.0	0.2	
40+	0.0	0.0	0.7	0.0	0.2	
N of Valid	173	129	148	123	573	
N of Miss	8	23	20	1	52	

Table 152: On how many occasions have you used MDMA ('X', 'E', or ecstasy) during the past 30 days?





Response	6	8	10	12	Total	
0	100.0	99.2	97.3	99.2	99.0	
1-2	0.0	0.0	2.0	0.8	0.7	
3-5	0.0	0.8	0.0	0.0	0.2	
6-9	0.0	0.0	0.0	0.0	0.0	
10-19	0.0	0.0	0.7	0.0	0.2	
20-39	0.0	0.0	0.0	0.0	0.0	
40+	0.0	0.0	0.0	0.0	0.0	
N of Valid	172	129	148	123	572	
N of Miss	9	23	20	1	53	

Table 153: On how many occasions have you taken prescription drugs (such as Valium, Xanax, Ritalin, Adderall, OxyContin, Darvocet, or sleeping pills) on your own-that is, without a doctor telling you to take them in your lifetime?








Response	6	8	10	12	Total	
0	97.7	93.0	83.1	82.9	89.7	
1-2	1.7	3.1	6.1	5.7	4.0	
3-5	0.0	2.3	2.0	0.8	1.2	
6-9	0.0	0.8	4.7	1.6	1.7	
10-19	0.0	0.0	0.7	0.8	0.3	
20-39	0.0	0.8	1.4	3.3	1.2	
40+	0.6	0.0	2.0	4.9	1.7	
N of Valid	175	129	148	123	575	
N of Miss	6	23	20	1	50	

Table 154: On how many occasions have you taken prescription drugs (such as Valium, Xanax, Ritalin, Adderall, OxyContin, Darvocet, or sleeping pills) on your own-that is, without a doctor telling you to take them during the past 30 days?







Response	6	8	10	12	Total	
0	98.9	96.1	89.9	91.9	94.4	
1-2	0.6	2.3	3.4	3.3	2.3	
3-5	0.0	1.6	3.4	2.4	1.7	
6-9	0.0	0.0	2.0	1.6	0.9	
10-19	0.0	0.0	0.7	0.0	0.2	
20-39	0.0	0.0	0.0	0.0	0.0	
40+	0.6	0.0	0.7	0.8	0.5	
N of Valid	174	128	148	123	573	
N of Miss	7	24	20	1	52	

Table 155: On how many occasions have you taken non-prescription medicines such as diet pills (for example, Dietac, Dexatrim or Prolamine), stay-awake pills (for example No-Doz, Vivarin, or Wake), or cough or cold medicines (robos, DXM, etc.) to get high in your lifetime?








Response	6	8	10	12	Total	
0	99.4	96.1	91.9	87.0	94.1	
1-2	0.0	1.6	3.4	2.4	1.7	
3-5	0.6	2.3	1.4	2.4	1.6	
6-9	0.0	0.0	1.4	2.4	0.9	
10-19	0.0	0.0	1.4	3.3	1.0	
20-39	0.0	0.0	0.0	0.8	0.2	
40+	0.0	0.0	0.7	1.6	0.5	
N of Valid	175	128	148	123	574	
N of Miss	6	24	20	1	51	

Table 156: On how many occasions have you taken non-prescription medicines such as diet pills (for example, Dietac, Dexatrim or Prolamine), stay-awake pills (for example No-Doz, Vivarin, or Wake), or cough or cold medicines (robos, DXM, etc.) to get high during the past 30 days?





Response	6	8	10	12	Total	
0	99.4	97.7	95.9	95.9	97.4	
1-2	0.6	1.6	2.7	0.0	1.2	
3-5	0.0	0.0	1.4	4.1	1.2	
6-9	0.0	0.0	0.0	0.0	0.0	
10-19	0.0	0.0	0.0	0.0	0.0	
20-39	0.0	0.8	0.0	0.0	0.2	
40+	0.0	0.0	0.0	0.0	0.0	
N of Valid	175	129	148	123	575	
N of Miss	6	23	20	1	50	

Table 157: On how many occasions have you been drunk or very high from drinking alcoholic beverages during the past 30 days?








Response	6	8	10	12	Total	
0	99.4	96.1	80.4	66.7	86.8	
1-2	0.0	1.6	8.1	18.7	6.4	
3-5	0.0	0.8	6.1	4.1	2.6	
6-9	0.0	0.8	1.4	4.9	1.6	
10-19	0.0	0.0	2.0	2.4	1.0	
20-39	0.0	0.0	0.7	1.6	0.5	
40+	0.6	0.8	1.4	1.6	1.0	
N of Valid	175	129	148	123	575	
N of Miss	6	23	20	1	50	

Table 158: Think back over the last two weeks. How many times have you had five or more alcoholic drinks in a row?


Response	6	8	10	12	Total	
None	98.9	88.8	82.1	67.8	85.7	
Once	0.6	6.4	6.2	11.6	5.6	
Twice	0.0	3.2	6.2	9.1	4.2	
3-5 times	0.0	0.0	2.1	8.3	2.3	
6-9 times	0.0	0.0	2.1	2.5	1.1	
10 or more times	0.6	1.6	1.4	0.8	1.1	
N of Valid	177	125	145	121	568	
N of Miss	4	27	23	3	57	

Table 159: Have you ever used smokeless tobacco (chew, snuff, plug, dipping tobacco, or chewing tobacco)?


Response	6	8	10	12	Total	
Never	95.5	83.2	81.4	80.0	85.9	
Once or Twice	1.7	11.2	9.7	10.0	7.6	
Once in a while but not regularly	1.7	0.0	3.4	2.5	1.9	
Regularly in the past	1.1	1.6	2.1	5.0	2.3	
Regularly now	0.0	4.0	3.4	2.5	2.3	
N of Valid	176	125	145	120	566	
N of Miss	5	27	23	4	59	

Table 160: How often have you taken smokeless tobacco during the past 30 days?


Response	6	8	10	12	Total	
Not at all	98.3	95.2	90.3	92.5	94.3	
Once or twice	1.7	2.4	3.4	3.3	2.7	
Once or twice per week	0.0	0.0	0.7	0.8	0.4	
Three to five times per week	0.0	0.0	0.7	0.8	0.4	
About once a day	0.0	0.8	2.1	0.0	0.7	
More than once a day	0.0	1.6	2.8	2.5	1.6	
N of Valid	175	124	145	120	564	
N of Miss	6	28	23	4	61	

Table 161: Have you ever smoked cigarettes?






Response	6	8	10	12	Total	
Never	93.1	77.4	61.4	47.5	71.7	
Once or Twice	3.5	11.3	12.4	22.5	11.6	
Once in a while but not regularly	1.2	4.0	10.3	14.2	6.9	
Regularly in the past	2.3	4.8	4.8	5.0	4.1	
Regularly now	0.0	2.4	11.0	10.8	5.7	
N of Valid	173	124	145	120	562	
N of Miss	8	28	23	4	63	

Table 162: How frequently have you smoked cigarettes during the past 30 days?








Response	6	8	10	12	Total	
Not at all	97.7	92.7	79.9	73.1	86.9	
Less than one cigarette per day	1.1	3.2	5.6	12.6	5.1	
One to five cigarettes per day	0.0	1.6	6.3	8.4	3.7	
About one-half pack per day	1.1	0.8	4.2	2.5	2.1	
About one pack per day	0.0	0.0	2.1	0.8	0.7	
About one and one-half packs per day	0.0	0.8	2.1	1.7	1.1	
Two packs or more per day	0.0	0.8	0.0	0.8	0.4	
N of Valid	177	124	144	119	564	
N of Miss	4	28	24	5	61	

Table 163: During the last month, about how many marijuana cigarettes, or the equivalent, did you smoke a day, on the average?








Response	6	8	10	12	Total	
None	98.9	95.9	81.9	85.7	91.1	
Less than 1 a day	0.6	0.0	3.5	6.7	2.5	
1 a day	0.0	0.0	4.2	0.8	1.2	
2-3 a day	0.0	0.8	2.8	3.4	1.6	
4-6 a day	0.6	2.4	2.1	1.7	1.6	
7-10 a day	0.0	0.0	2.1	0.0	0.5	
11 or more a day	0.0	0.8	3.5	1.7	1.4	
N of Valid	177	123	144	119	563	
N of Miss	4	29	24	5	62	

Table 164: If you drank alcohol (not just a sip or taste) in the past year, how did you usually get it?












Response	6	8	10	12	Total	
I did not drink alcohol in the past year	96.0	80.5	46.1	29.3	65.8	
I bought it myself with a fake ID	0.0	0.8	0.7	0.0	0.4	
I bought it myself without a fake ID	0.0	0.0	0.7	0.0	0.2	
I got it from someone I know age 21 or older	0.6	1.7	16.3	41.4	13.5	
I got it from someone I know under age 21	0.0	2.5	5.0	7.8	3.5	
I got it from my brother or sister	0.0	0.8	5.7	4.3	2.5	
I got it from home with my parents' permission	0.6	2.5	5.7	5.2	3.3	
I got it from home without my parents' permission	1.1	3.4	2.8	1.7	2.2	
I got it from another relative	0.0	2.5	5.7	1.7	2.4	
A stranger bought it for me	0.0	0.0	1.4	0.9	0.5	
I took it from a store or shop	0.0	0.0	0.0	0.0	0.0	
Other	1.7	5.1	9.9	7.8	5.8	
N of Valid	175	118	141	116	550	
N of Miss	6	34	27	8	75	

Table 165: If you drank alcohol (not just a sip or taste) in the past year, where did you usually drink it?

Response	6	8	10	12	Total	
I did not drink alcohol in the past year	96.6	82.1	48.2	29.8	67.2	
at my home	1.7	8.5	16.1	12.3	9.0	
at someone else's home	0.0	7.7	30.7	43.0	18.4	
at an open area like a park, beach, field, back road, woods, or a street corner	1.1	1.7	2.9	9.6	3.5	
at a sporting event or concert	0.6	0.0	1.5	0.0	0.6	
at a restaurant, bar, or a nightclub	0.0	0.0	0.0	1.8	0.4	
at an empty building or a construction site	0.0	0.0	0.0	0.0	0.0	
at a hotel/motel	0.0	0.0	0.7	1.8	0.6	
in a car	0.0	0.0	0.0	1.8	0.4	
at school	0.0	0.0	0.0	0.0	0.0	
N of Valid	175	117	137	114	543	
N of Miss	6	35	31	10	82	

Table 166: If you smoked cigarettes (not just a puff or drag) in the past year, how did you usually get them?












Response	6	8	10	12	Total	
I did not smoke cigarettes in the past year	94.8	90.6	73.0	65.8	82.2	
I bought them myself with a fake ID	0.0	0.0	0.0	0.9	0.2	
I bought them myself without a fake ID	0.0	0.0	1.5	12.8	3.1	
I got them from someone I know age 18 or older	0.6	2.6	8.8	12.0	5.5	
I got them from someone I know under age 18	0.0	0.9	3.6	4.3	2.0	
I got them from my brother or sister	0.0	1.7	2.2	0.0	0.9	
I got them from home with my parents' permission	0.0	1.7	1.5	2.6	1.3	
I got them from home without my parents' permission	3.5	0.9	0.7	0.0	1.5	
I got them from another relative	0.0	0.9	3.6	0.0	1.1	
A stranger bought them for me	0.0	0.0	0.7	0.0	0.2	
I took them from a store or shop	0.0	0.0	0.0	0.0	0.0	
Other	1.2	0.9	4.4	1.7	2.0	
N of Valid	173	117	137	117	544	
N of Miss	8	35	31	7	81	

Table 167: If you smoked cigarettes (not just a puff or drag) in the past year, where did you usually smoke them?









Response	6	8	10	12	Total	
I did not smoke cigarettes in the past year	95.9	91.5	73.5	67.0	83.1	
at my home	2.9	0.0	11.0	7.8	5.4	
at someone else's home	0.0	2.6	8.8	6.1	4.1	
at an open area like a park, beach, field, back road, woods, or a street corner	0.6	4.3	3.7	8.7	3.9	
at a sporting event or concert	0.0	0.9	0.0	0.0	0.2	
at a restaurant, bar, or a nightclub	0.0	0.0	0.0	0.9	0.2	
at an empty building or a construction site	0.0	0.0	0.0	0.0	0.0	
at a hotel/motel	0.0	0.0	0.0	0.0	0.0	
in a car	0.0	0.9	2.2	9.6	2.8	
at school	0.6	0.0	0.7	0.0	0.4	
N of Valid	172	117	136	115	540	
N of Miss	9	35	32	9	85	

Table 168: During the past 30 days, how many times did you ride in a car or other vehicle driven by someone who had been drinking alcohol?






Response	6	8	10	12	Total	
0 times	82.9	78.3	71.9	65.5	75.4	
1 time	7.4	6.7	11.5	12.6	9.4	
2 or 3 times	2.3	9.2	10.8	13.4	8.3	
4 or 5 times	1.7	0.8	3.6	2.5	2.2	
6 or more times	5.7	5.0	2.2	5.9	4.7	
N of Valid	175	120	139	119	553	
N of Miss	6	32	29	5	72	

Table 169: During the past 30 days, how many times did you drive a car or other vehicle when you had been drinking alcohol?







Response	6	8	10	12	Total	
I did not drive a car in the past 30 days	66.7	71.2	43.5	22.0	52.0	
0 times	33.3	25.4	47.8	58.5	40.8	
1 time	0.0	0.0	6.5	10.2	3.9	
2 or 3 times	0.0	0.8	1.4	5.9	1.8	
4 or 5 times	0.0	1.7	0.0	2.5	0.9	
6 or more times	0.0	0.8	0.7	0.8	0.6	
N of Valid	168	118	138	118	542	
N of Miss	13	34	30	6	83	

Table 170: How wrong would most adults (over 21) in your neighborhood think it is for kids your age: to use marijuana?





Response	6	8	10	12	Total	
Very wrong	92.6	79.3	67.6	70.0	78.6	
Wrong	4.5	12.4	19.4	20.8	13.5	
A little bit wrong	2.3	5.8	8.6	5.8	5.4	
Not wrong at all	0.6	2.5	4.3	3.3	2.5	
N of Valid	176	121	139	120	556	
N of Miss	5	31	29	4	69	

Table 171: How wrong would most adults (over 21) in your neighborhood think it is for kids your age: to drink alcohol?





Response	6	8	10	12	Total	
Very wrong	85.2	65.3	51.8	41.7	63.1	
Wrong	10.8	16.5	19.4	31.7	18.7	
A little bit wrong	2.3	12.4	21.6	20.8	13.3	
Not wrong at all	1.7	5.8	7.2	5.8	4.9	
N of Valid	176	121	139	120	556	
N of Miss	5	31	29	4	69	

Table 172: How wrong would most adults (over 21) in your neighborhood think it is for kids your age: to smoke cigarettes?





Response	6	8	10	12	Total	
Very wrong	85.1	68.6	46.8	47.5	63.7	
Wrong	9.2	18.2	23.7	26.7	18.6	
A little bit wrong	2.3	8.3	18.7	15.0	10.5	
Not wrong at all	3.4	5.0	10.8	10.8	7.2	
N of Valid	174	121	139	120	554	
N of Miss	7	31	29	4	71	

Table 173: How much do each of the following statements describe your neighborhood? crime and/or drug selling





Response	6	8	10	12	Total	
NO!	81.7	70.2	62.2	62.2	70.2	
no	10.3	18.2	22.2	12.6	15.5	
yes	4.0	9.1	14.1	21.0	11.3	
YES!	4.0	2.5	1.5	4.2	3.1	
N of Valid	175	121	135	119	550	
N of Miss	6	31	33	5	75	

Table 174: How much do each of the following statements describe your neighborhood? fights





Response	6	8	10	12	Total	
NO!	71.8	66.9	53.3	56.7	62.9	
no	11.5	16.5	25.9	25.0	19.1	
yes	9.8	10.7	17.8	14.2	12.9	
YES!	6.9	5.8	3.0	4.2	5.1	
N of Valid	174	121	135	120	550	
N of Miss	7	31	33	4	75	

Table 175: How much do each of the following statements describe your neighborhood? lots of empty or abandoned buildings





Response	6	8	10	12	Total	
NO!	78.3	76.0	62.5	67.5	71.6	
no	12.6	13.2	29.4	25.8	19.7	
yes	5.7	8.3	5.9	6.7	6.5	
YES!	3.4	2.5	2.2	0.0	2.2	
N of Valid	175	121	136	120	552	
N of Miss	6	31	32	4	73	

Table 176: How much do each of the following statements describe your neighborhood? lots of graffiti





Response	6	8	10	12	Total	
NO!	84.8	84.9	72.8	72.5	79.1	
no	10.5	12.6	23.5	26.7	17.8	
yes	1.8	0.0	2.9	0.8	1.5	
YES!	2.9	2.5	0.7	0.0	1.6	
N of Valid	171	119	136	120	546	
N of Miss	10	33	32	4	79	

Table 177: If I had to move, I would miss the neighborhood I now live in.





Response	6	8	10	12	Total	
NO!	13.7	18.1	18.5	14.2	15.9	
no	10.9	12.9	17.0	23.3	15.6	
yes	24.6	21.6	31.9	42.5	29.7	
YES!	50.9	47.4	32.6	20.0	38.8	
N of Valid	175	116	135	120	546	
N of Miss	6	36	33	4	79	

Table 178: My neighbors notice when I am doing a good job and let me know about it.

Response	6	8	10	12	Total	
NO!	36.4	33.6	35.3	39.5	36.2	
no	27.7	35.4	36.1	38.7	33.8	
yes	22.0	15.9	19.5	17.6	19.1	
YES!	13.9	15.0	9.0	4.2	10.8	
N of Valid	173	113	133	119	538	
N of Miss	8	39	35	5	87	

Table 179: I like my neighborhood.

Response	6	8	10	12	Total	
NO!	9.4	13.3	14.9	6.7	11.0	
no	9.4	11.5	12.7	21.0	13.2	
yes	29.2	30.1	40.3	55.5	38.0	
YES!	52.0	45.1	32.1	16.8	37.8	
N of Valid	171	113	134	119	537	
N of Miss	10	39	34	5	88	

Table 180: There are lots of adults in my neighborhood I could talk to about something important.

Response	6	8	10	12	Total	
NO!	26.2	25.4	29.5	30.5	27.8	
no	24.4	26.3	33.3	29.7	28.2	
yes	24.4	22.8	22.7	33.1	25.6	
YES!	25.0	25.4	14.4	6.8	18.5	
N of Valid	172	114	132	118	536	
N of Miss	9	38	36	6	89	

Table 181: I'd like to get out of my neighborhood.





Response	6	8	10	12	Total	
NO!	59.8	47.8	31.3	17.8	41.0	
no	20.1	29.2	33.6	48.3	31.5	
yes	13.8	12.4	19.1	25.4	17.4	
YES!	6.3	10.6	16.0	8.5	10.1	
N of Valid	174	113	131	118	536	
N of Miss	7	39	37	6	89	

Table 182: There are people in my neighborhood who are proud of me when I do something well.





Response	6	8	10	12	Total	
NO!	18.6	17.7	27.5	22.9	21.5	
no	18.6	23.9	26.7	29.7	24.2	
yes	33.7	31.0	28.2	38.1	32.8	
YES!	29.1	27.4	17.6	9.3	21.5	
N of Valid	172	113	131	118	534	
N of Miss	9	39	37	6	91	

Table 183: There are people in my neighborhood who encourage me to do my best.





Response	6	8	10	12	Total	
NO!	20.1	19.5	24.8	23.5	21.9	
no	16.1	20.4	26.3	30.3	22.6	
yes	29.3	29.2	28.6	35.3	30.4	
YES!	34.5	31.0	20.3	10.9	25.0	
N of Valid	174	113	133	119	539	
N of Miss	7	39	35	5	86	

Table 184: I feel safe in my neighborhood.





Response	6	8	10	12	Total	
NO!	10.9	8.9	6.8	6.8	8.6	
no	13.2	13.4	17.4	12.7	14.2	
yes	27.6	36.6	37.1	52.5	37.3	
YES!	48.3	41.1	38.6	28.0	39.9	
N of Valid	174	112	132	118	536	
N of Miss	7	40	36	6	89	

Table 185: Which of the following activities for people your age are available in your community? sports teams?



Response	6	8	10	12	Total	
No	13.9	17.4	16.9	8.5	14.2	
Yes	86.1	82.6	83.1	91.5	85.8	
N of Valid	173	115	130	118	536	
N of Miss	8	37	38	6	89	

Table 186: Which of the following activities for people your age are available in your community? scouting?



Response	6	8	10	12	Total	
No	41.1	54.6	62.5	53.4	51.9	
Yes	58.9	45.4	37.5	46.6	48.1	
N of Valid	168	108	128	116	520	
N of Miss	13	44	40	8	105	

Table 187: Which of the following activities for people your age are available in your community? boys and girls clubs?



Response	6	8	10	12	Total	
No	50.9	48.1	63.3	57.4	54.8	
Yes	49.1	51.9	36.7	42.6	45.2	
N of Valid	169	108	128	115	520	
N of Miss	12	44	40	9	105	

Table 188: Which of the following activities for people your age are available in your community? 4-H clubs?



Response	6	8	10	12	Total	
No	50.0	40.2	42.9	25.9	40.7	
Yes	50.0	59.8	57.1	74.1	59.3	
N of Valid	160	107	126	116	509	
N of Miss	21	45	42	8	116	

Table 189: Which of the following activities for people your age are available in your community? service clubs?



Response	6	8	10	12	Total	
No	51.6	42.7	50.4	37.9	46.3	
Yes	48.4	57.3	49.6	62.1	53.7	
N of Valid	159	103	125	116	503	
N of Miss	22	49	43	8	122	

Table 190: If a kid smoked marijuana in your neighborhood would he or she be caught by the police?





Response	6	8	10	12	Total	
NO!	13.3	19.5	25.2	28.2	20.8	
no	17.3	33.6	51.9	54.7	37.5	
yes	25.4	23.9	16.8	11.1	19.9	
YES!	43.9	23.0	6.1	6.0	21.9	
N of Valid	173	113	131	117	534	
N of Miss	8	39	37	7	91	

Table 191: If a kid drank some beer, wine or hard liquor (for example, vodka, whiskey, or gin) in your neighborhood would he or she be caught by the police?





Response	6	8	10	12	Total	
NO!	14.7	25.9	33.1	34.2	25.9	
no	22.4	33.9	53.1	57.3	40.1	
yes	31.2	19.6	8.5	6.0	17.6	
YES!	31.8	20.5	5.4	2.6	16.4	
N of Valid	170	112	130	117	529	
N of Miss	11	40	38	7	96	

Table 192: If a kid carried a handgun in your neighborhood would he or she be caught by the police?





Response	6	8	10	12	Total	
NO!	15.1	17.9	25.4	23.9	20.2	
no	13.4	18.8	38.5	42.7	27.1	
yes	29.7	32.1	20.8	23.1	26.6	
YES!	41.9	31.3	15.4	10.3	26.2	
N of Valid	172	112	130	117	531	
N of Miss	9	40	38	7	94	

Table 193: If you wanted to get some cigarettes, how easy would it be for you to get some?





Response	6	8	10	12	Total	
Very hard	78.4	44.6	25.2	7.7	42.4	
Sort of hard	4.8	20.5	8.7	3.4	8.8	
Sort of easy	9.0	17.0	22.8	23.1	17.2	
Very easy	7.8	17.9	43.3	65.8	31.5	
N of Valid	167	112	127	117	523	
N of Miss	14	40	41	7	102	

Table 194: If you wanted to get some beer, wine or hard liquor (for example, vodka, whiskey, or gin), how easy would it be for you to get some?





Response	6	8	10	12	Total	
Very hard	73.4	33.9	16.5	7.7	36.6	
Sort of hard	10.7	20.9	15.0	6.0	12.9	
Sort of easy	7.1	22.6	28.3	38.5	22.5	
Very easy	8.9	22.6	40.2	47.9	28.0	
N of Valid	169	115	127	117	528	
N of Miss	12	37	41	7	97	

Table 195: If you wanted to get a drug like cocaine, LSD, or amphetamines, how easy would it be for you to get some?





Response	6	8	10	12	Total	
Very hard	94.6	78.6	56.7	45.3	70.9	
Sort of hard	1.2	11.6	20.5	23.1	13.0	
Sort of easy	1.2	6.3	11.8	18.8	8.8	
Very easy	3.0	3.6	11.0	12.8	7.3	
N of Valid	167	112	127	117	523	
N of Miss	14	40	41	7	102	

Table 196: If you wanted to get a handgun, how easy would it be for you to get one?





Response	6	8	10	12	Total	
Very hard	73.7	62.5	48.8	35.0	56.6	
Sort of hard	9.0	16.1	21.3	23.9	16.8	
Sort of easy	9.6	10.7	11.0	19.7	12.4	
Very easy	7.8	10.7	18.9	21.4	14.1	
N of Valid	167	112	127	117	523	
N of Miss	14	40	41	7	102	

Table 197: If you wanted to get some marijuana, how easy would it be for you to get some?





Response	6	8	10	12	Total	
Very hard	94.1	68.8	33.9	14.5	56.4	
Sort of hard	1.2	11.6	11.0	12.8	8.4	
Sort of easy	1.2	9.8	19.7	20.5	11.8	
Very easy	3.6	9.8	35.4	52.1	23.4	
N of Valid	169	112	127	117	525	
N of Miss	12	40	41	7	100	

Table 198: During the past 12 months, have you participated in any alcohol prevention programs or seen any alcohol prevention messages in your school or community?
Yes, a school-based program focused on preventing underage drinking and/or drinking and driving.



Response	6	8	10	12	Total	
No	47.5	63.8	71.4	64.5	61.3	
Yes	52.5	36.2	28.6	35.5	38.7	
N of Valid	181	152	168	124	625	
N of Miss	0	0	0	0	0	

Table 199: During the past 12 months, have you participated in any alcohol prevention programs or seen any alcohol prevention messages in your school or community? Yes, a community-based program focused on preventing underage drinking and/or drinking and driving (for example, through your church or temple or through youth groups like Boys and Girls Club or 4-H).



Response	6	8	10	12	Total	
No	90.6	93.4	95.8	96.0	93.8	
Yes	9.4	6.6	4.2	4.0	6.2	
N of Valid	181	152	168	124	625	
N of Miss	0	0	0	0	0	

Table 200: During the past 12 months, have you participated in any alcohol prevention programs or seen any alcohol prevention messages in your school or community? Yes, a media campaign addressing underage drinking and/or drinking and driving (for example, newspaper ads, posters, pamphlets, radio, TV).



Response	6	8	10	12	Total	
No	89.5	93.4	93.5	87.9	91.2	
Yes	10.5	6.6	6.5	12.1	8.8	
N of Valid	181	152	168	124	625	
N of Miss	0	0	0	0	0	

Table 201: During the past 12 months, have you participated in any alcohol prevention programs or seen any alcohol prevention messages in your school or community? No



Response	6	8	10	12	Total	
No	62.4	75.7	61.3	47.6	62.4	
Yes	37.6	24.3	38.7	52.4	37.6	
N of Valid	181	152	168	124	625	
N of Miss	0	0	0	0	0	

Table 202: How wrong do your parents feel it would be for YOU to: drink beer, wine or hard liquor (for example, vodka, whiskey or gin) regularly?

Response	6	8	10	12	Total	
Very wrong	89.5	77.6	63.3	48.7	71.6	
Wrong	7.0	11.2	20.0	24.4	14.9	
A little bit wrong	2.9	5.6	11.7	18.5	9.1	
Not wrong at all	0.6	5.6	5.0	8.4	4.4	
N of Valid	171	107	120	119	517	
N of Miss	10	45	48	5	108	

Table 203: How wrong do your parents feel it would be for YOU to: smoke cigarettes?

Response	6	8	10	12	Total	
Very wrong	91.8	90.6	76.5	61.9	81.1	
Wrong	4.1	4.7	12.6	24.6	10.9	
A little bit wrong	2.9	0.9	5.9	7.6	4.3	
Not wrong at all	1.2	3.8	5.0	5.9	3.7	
N of Valid	170	106	119	118	513	
N of Miss	11	46	49	6	112	

Table 204: How wrong do your parents feel it would be for YOU to: smoke marijuana?

Response	6	8	10	12	Total	
Very wrong	98.8	99.0	86.7	83.1	92.4	
Wrong	0.6	1.0	5.8	9.3	3.9	
A little bit wrong	0.6	0.0	5.0	4.2	2.3	
Not wrong at all	0.0	0.0	2.5	3.4	1.4	
N of Valid	169	105	120	118	512	
N of Miss	12	47	48	6	113	

Table 205: How wrong do your parents feel it would be for YOU to: steal something worth more than \$5?





Response	6	8	10	12	Total	
Very wrong	85.9	90.6	84.2	84.9	86.2	
Wrong	11.2	8.5	11.7	11.8	10.9	
A little bit wrong	2.4	0.9	3.3	2.5	2.3	
Not wrong at all	0.6	0.0	0.8	0.8	0.6	
N of Valid	170	106	120	119	515	
N of Miss	11	46	48	5	110	

Table 206: How wrong do your parents feel it would be for YOU to: draw graffiti, write things, or draw pictures on buildings or other property (without the owner's permission)?





Response	6	8	10	12	Total	
Very wrong	94.7	92.5	84.9	76.5	87.7	
Wrong	3.0	4.7	6.7	18.5	7.8	
A little bit wrong	1.2	1.9	6.7	4.2	3.3	
Not wrong at all	1.2	0.9	1.7	0.8	1.2	
N of Valid	169	107	119	119	514	
N of Miss	12	45	49	5	111	

Table 207: How wrong do your parents feel it would be for YOU to: pick a fight with someone?





Response	6	8	10	12	Total	
Very wrong	74.9	67.6	52.5	48.7	62.2	
Wrong	17.0	19.4	20.8	38.7	23.4	
A little bit wrong	7.6	11.1	20.8	11.8	12.4	
Not wrong at all	0.6	1.9	5.8	0.8	2.1	
N of Valid	171	108	120	119	518	
N of Miss	10	44	48	5	107	

Table 208: During the past 12 months, have you talked with at least one of your parents about the dangers of underage drinking and/or drinking and driving? By parents, we mean either your biological parents, adoptive parents, stepparents, or adult guardians - whether or not they live with you.



Response	6	8	10	12	Total	
No	48.5	58.4	59.3	53.9	54.3	
Yes	51.5	41.6	40.7	46.1	45.7	
N of Valid	163	101	118	115	497	
N of Miss	18	51	50	9	128	

Table 209: Have any of your brothers or sisters ever: drunk beer, wine or hard liquor (for example, vodka, whiskey or gin)?




Response	6	8	10	12	Total	
No	78.4	58.8	45.8	23.3	54.2	
Yes	18.7	36.3	50.0	72.4	41.8	
I don't have any brothers or sisters	2.9	4.9	4.2	4.3	3.9	
N of Valid	171	102	118	116	507	
N of Miss	10	50	50	8	118	

Table 210: Have any of your brothers or sisters ever: smoked marijuana?




Response	6	8	10	12	Total	
No	93.4	77.8	64.1	42.2	71.5	
Yes	3.6	17.2	30.8	53.4	24.2	
I don't have any brothers or sisters	3.0	5.1	5.1	4.3	4.2	
N of Valid	167	99	117	116	499	
N of Miss	14	53	51	8	126	

Table 211: Have any of your brothers or sisters ever: smoked cigarettes?




Response	6	8	10	12	Total	
No	78.9	68.0	55.9	42.2	63.0	
Yes	18.1	27.0	39.0	53.4	32.9	
I don't have any brothers or sisters	2.9	5.0	5.1	4.3	4.2	
N of Valid	171	100	118	116	505	
N of Miss	10	52	50	8	120	

Table 212: Have any of your brothers or sisters ever: taken a handgun to school?




Response	6	8	10	12	Total	
No	97.1	95.0	92.4	94.8	95.1	
Yes	0.0	0.0	3.4	0.9	1.0	
I don't have any brothers or sisters	2.9	5.0	4.2	4.3	3.9	
N of Valid	172	101	118	116	507	
N of Miss	9	51	50	8	118	

Table 213: Have any of your brothers or sisters ever: been suspended or expelled from school?




Response	6	8	10	12	Total	
No	85.4	74.3	66.9	63.2	73.8	
Yes	11.7	20.8	28.0	31.6	21.9	
I don't have any brothers or sisters	2.9	5.0	5.1	5.1	4.3	
N of Valid	171	101	118	117	507	
N of Miss	10	51	50	7	118	

Table 214: The rules in my family are clear.

Response	6	8	10	12	Total	
NO!	5.7	3.9	4.3	1.7	4.1	
no	6.3	11.8	14.5	8.5	9.8	
yes	29.3	33.3	40.2	48.3	37.0	
YES!	58.6	51.0	41.0	41.5	49.1	
N of Valid	174	102	117	118	511	
N of Miss	7	50	51	6	114	

Table 215: People in my family often insult or yell at each other.

Response	6	8	10	12	Total	
NO!	38.4	28.4	25.0	13.6	27.6	
no	28.5	41.2	37.9	46.6	37.4	
yes	20.9	20.6	25.0	26.3	23.0	
YES!	12.2	9.8	12.1	13.6	12.0	
N of Valid	172	102	116	118	508	
N of Miss	9	50	52	6	117	

Table 216: When I am not at home, one of my parents knows where I am and who I am with.

Response	6	8	10	12	Total	
NO!	2.9	4.9	4.3	5.9	4.3	
no	2.9	5.9	10.3	7.6	6.3	
yes	20.1	22.5	40.2	48.3	31.7	
YES!	74.1	66.7	45.3	38.1	57.7	
N of Valid	174	102	117	118	511	
N of Miss	7	50	51	6	114	

Table 217: We argue about the same things in my family over and over.

Response	6	8	10	12	Total	
NO!	42.2	23.5	24.8	10.2	27.1	
no	27.7	37.3	25.6	28.8	29.4	
yes	20.8	23.5	37.6	42.4	30.2	
YES!	9.2	15.7	12.0	18.6	13.3	
N of Valid	173	102	117	118	510	
N of Miss	8	50	51	6	115	

Table 218: If you drank some beer or wine or liquor (for example, vodka, whiskey, or gin) without your parents' permission, would you be caught by your parents?

Response	6	8	10	12	Total	
NO!	14.9	12.9	19.6	31.0	19.3	
no	2.9	19.8	39.3	43.1	23.5	
yes	13.2	18.8	22.4	13.8	16.5	
YES!	69.0	48.5	18.7	12.1	40.8	
N of Valid	174	101	107	116	498	
N of Miss	7	51	61	8	127	

Table 219: My family has clear rules about alcohol and drug use.

Response	6	8	10	12	Total	
NO!	5.8	5.0	7.5	6.0	6.1	
no	6.4	4.0	16.8	7.8	8.5	
yes	12.9	24.8	28.0	44.0	25.9	
YES!	74.9	66.3	47.7	42.2	59.6	
N of Valid	171	101	107	116	495	
N of Miss	10	51	61	8	130	

Table 220: If you carried a handgun without your parents' permission, would you be caught by your parents?





Response	6	8	10	12	Total	
NO!	7.6	8.9	11.2	15.5	10.5	
no	3.5	5.9	20.6	15.5	10.5	
yes	10.6	14.9	26.2	26.7	18.6	
YES!	78.2	70.3	42.1	42.2	60.3	
N of Valid	170	101	107	116	494	
N of Miss	11	51	61	8	131	

Table 221: If you skipped school would you be caught by your parents?





Response	6	8	10	12	Total	
NO!	5.3	6.9	12.1	15.7	9.5	
no	4.1	9.8	18.7	22.6	12.8	
yes	13.5	17.6	32.7	29.6	22.3	
YES!	77.1	65.7	36.4	32.2	55.5	
N of Valid	170	102	107	115	494	
N of Miss	11	50	61	9	131	

Table 222: Do you feel very close to your mother?





Response	6	8	10	12	Total	
NO!	3.5	3.0	10.5	13.2	7.1	
no	4.7	14.0	8.6	13.2	9.4	
yes	12.9	22.0	35.2	27.2	22.9	
YES!	78.9	61.0	45.7	46.5	60.6	
N of Valid	171	100	105	114	490	
N of Miss	10	52	63	10	135	

Table 223: Do you share your thoughts and feelings with your mother?

Response	6	8	10	12	Total	
NO!	7.6	11.0	15.4	18.1	12.4	
no	11.8	25.0	24.0	18.1	18.6	
yes	22.4	27.0	27.9	31.0	26.5	
YES!	58.2	37.0	32.7	32.8	42.4	
N of Valid	170	100	104	116	490	
N of Miss	11	52	64	8	135	

Table 224: My parents ask me what I think before most family decisions affecting me are made.

Response	6	8	10	12	Total	
NO!	13.7	15.2	13.1	18.1	14.9	
no	16.1	25.3	31.8	21.6	22.7	
yes	28.6	28.3	33.6	43.1	33.1	
YES!	41.7	31.3	21.5	17.2	29.4	
N of Valid	168	99	107	116	490	
N of Miss	13	53	61	8	135	

Table 225: Do you share your thoughts and feelings with your father?

Response	6	8	10	12	Total	
NO!	20.2	23.2	17.9	29.1	22.4	
no	17.3	32.3	37.7	30.8	28.0	
yes	22.0	18.2	26.4	28.2	23.7	
YES!	40.5	26.3	17.9	12.0	25.9	
N of Valid	168	99	106	117	490	
N of Miss	13	53	62	7	135	

Table 226: Do you enjoy spending time with your mother?

Response	6	8	10	12	Total	
NO!	2.9	4.1	7.7	9.5	5.7	
no	5.8	11.2	10.6	10.3	9.0	
yes	18.7	33.7	37.5	39.7	30.7	
YES!	72.5	51.0	44.2	40.5	54.6	
N of Valid	171	98	104	116	489	
N of Miss	10	54	64	8	136	

Table 227: Do you enjoy spending time with your father?

Response	6	8	10	12	Total	
NO!	7.1	11.6	11.7	15.5	11.0	
no	3.6	7.4	14.6	10.3	8.3	
yes	20.8	31.6	39.8	42.2	32.2	
YES!	68.5	49.5	34.0	31.9	48.5	
N of Valid	168	95	103	116	482	
N of Miss	13	57	65	8	143	

Table 228: If I had a personal problem, I could ask my mom or dad for help.

Response	6	8	10	12	Total	
NO!	5.2	4.1	11.2	13.8	8.3	
no	5.2	17.5	15.9	12.9	11.8	
yes	18.0	18.6	29.9	37.1	25.2	
YES!	71.5	59.8	43.0	36.2	54.7	
N of Valid	172	97	107	116	492	
N of Miss	9	55	61	8	133	

Table 229: Do you feel very close to your father?


Response	6	8	10	12	Total	
NO!	10.1	14.6	20.0	18.3	15.0	
no	4.7	16.7	23.0	23.5	15.4	
yes	16.6	27.1	23.0	29.6	23.1	
YES!	68.6	41.7	34.0	28.7	46.5	
N of Valid	169	96	100	115	480	
N of Miss	12	56	68	9	145	

Table 230: My parents give me lots of chances to do fun things with them.


Response	6	8	10	12	Total	
NO!	4.7	8.3	13.6	13.9	9.5	
no	7.6	17.7	22.3	20.9	15.9	
yes	21.8	33.3	40.8	35.7	31.4	
YES!	65.9	40.6	23.3	29.6	43.2	
N of Valid	170	96	103	115	484	
N of Miss	11	56	65	9	141	

Table 231: My parents ask if I've gotten my homework done.


Response	6	8	10	12	Total	
NO!	3.5	4.2	11.5	17.2	8.6	
no	5.8	9.4	18.3	17.2	11.9	
yes	12.2	27.1	34.6	37.1	25.8	
YES!	78.5	59.4	35.6	28.4	53.7	
N of Valid	172	96	104	116	488	
N of Miss	9	56	64	8	137	

Table 232: People in my family have serious arguments.

Response	6	8	10	12	Total	
NO!	44.6	23.7	24.8	21.7	30.8	
no	25.6	55.9	43.6	42.6	39.4	
yes	13.7	8.6	23.8	24.3	17.4	
YES!	16.1	11.8	7.9	11.3	12.4	
N of Valid	168	93	101	115	477	
N of Miss	13	59	67	9	148	

Table 233: Would your parents know if you did not come home on time?

Response	6	8	10	12	Total	
NO!	3.5	4.4	6.9	10.4	6.1	
no	4.1	6.6	13.9	12.2	8.6	
yes	17.0	24.2	37.6	38.3	27.8	
YES!	75.4	64.8	41.6	39.1	57.5	
N of Valid	171	91	101	115	478	
N of Miss	10	61	67	9	147	

Table 234: It is important to be honest with your parents, even if they become upset or you get punished.

Response	6	8	10	12	Total	
NO!	2.3	6.5	5.9	6.1	4.8	
no	2.9	6.5	11.9	14.8	8.3	
yes	15.7	25.8	38.6	37.4	27.7	
YES!	79.1	61.3	43.6	41.7	59.3	
N of Valid	172	93	101	115	481	
N of Miss	9	59	67	9	144	

Table 235: My parents notice when I am doing a good job and let me know about it.

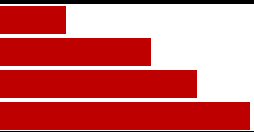
Response	6	8	10	12	Total	
Never or Almost Never	4.7	6.5	12.7	12.2	8.5	
Sometimes	18.0	19.6	26.5	27.8	22.5	
Often	23.8	34.8	31.4	34.8	30.1	
All the time	53.5	39.1	29.4	25.2	38.9	
N of Valid	172	92	102	115	481	
N of Miss	9	60	66	9	144	

Table 236: How often do your parents tell you they're proud of you for something you've done?


Response	6	8	10	12	Total	
Never or Almost Never	6.9	5.4	13.0	12.2	9.1	
Sometimes	13.2	17.4	33.0	32.2	22.7	
Often	26.4	37.0	24.0	33.9	29.7	
All the time	53.4	40.2	30.0	21.7	38.5	
N of Valid	174	92	100	115	481	
N of Miss	7	60	68	9	144	

Table 237: How many brothers and sisters, including stepbrothers and stepsisters, do you have that are younger than you?

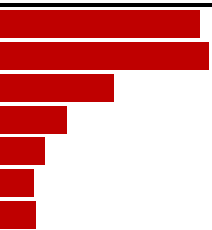
Response	6	8	10	12	Total	
0	34.7	26.9	31.0	28.1	30.8	
1	30.1	30.1	38.0	31.6	32.1	
2	15.0	25.8	11.0	15.8	16.5	
3	9.2	8.6	9.0	7.9	8.8	
4	2.9	3.2	7.0	7.9	5.0	
5	4.6	3.2	2.0	2.6	3.3	
6 or more	3.5	2.2	2.0	6.1	3.5	
N of Valid	173	93	100	114	480	
N of Miss	8	59	68	10	145	

Table 238: How many brothers and sisters, including stepbrothers and stepsisters, do you have that are older than you?








Response	6	8	10	12	Total	
0	30.1	35.5	34.7	25.2	30.9	
1	28.9	26.9	24.8	26.1	27.0	
2	14.5	15.1	12.9	16.5	14.7	
3	9.8	10.8	14.9	12.2	11.6	
4	8.1	6.5	6.9	7.0	7.3	
5	4.0	3.2	2.0	7.0	4.1	
6 or more	4.6	2.2	4.0	6.1	4.4	
N of Valid	173	93	101	115	482	
N of Miss	8	59	67	9	143	

Table 239: Have you changed homes in the past year (the last 12 months)?



Response	6	8	10	12	Total	
No	77.3	75.8	74.3	74.6	75.7	
Yes	22.7	24.2	25.7	25.4	24.3	
N of Valid	172	91	101	114	478	
N of Miss	9	61	67	10	147	

Table 240: How many times have you changed homes since kindergarten?






Response	6	8	10	12	Total	
Never	40.1	34.8	31.3	24.6	33.5	
1 or 2 times	27.9	31.5	31.3	28.9	29.6	
3 or 4 times	15.7	18.5	19.2	17.5	17.4	
5 or 6 times	4.7	6.5	12.1	11.4	8.2	
7 or more times	11.6	8.7	6.1	17.5	11.3	
N of Valid	172	92	99	114	477	
N of Miss	9	60	69	10	148	

Table 241: Have you changed schools (including changing from elementary to middle and middle to high school) in the past year?



Response	6	8	10	12	Total	
No	72.4	67.4	76.5	83.2	74.9	
Yes	27.6	32.6	23.5	16.8	25.1	
N of Valid	170	89	98	113	470	
N of Miss	11	63	70	11	155	

Table 242: How many times have you changed schools since kindergarten (including changing from elementary to middle and middle to high school)?






Response	6	8	10	12	Total	
Never	34.5	23.3	27.8	27.7	29.4	
1 or 2 times	28.1	14.4	17.5	8.9	18.7	
3 or 4 times	24.0	40.0	27.8	25.0	28.1	
5 or 6 times	7.0	14.4	19.6	21.4	14.5	
7 or more times	6.4	7.8	7.2	17.0	9.4	
N of Valid	171	90	97	112	470	
N of Miss	10	62	71	12	155	

Table 243: Has anyone in your family ever had severe alcohol or drug problems?



Response	6	8	10	12	Total	
No	73.4	57.3	54.2	45.1	59.5	
Yes	26.6	42.7	45.8	54.9	40.5	
N of Valid	169	89	96	113	467	
N of Miss	12	63	72	11	158	

Table 244: About how many adults (over 21) have you known personally who in the past year have: used marijuana, crack, cocaine, or other drugs?






Response	6	8	10	12	Total	
0	75.0	58.1	48.4	33.0	56.3	
1	11.6	19.8	10.5	16.1	14.0	
2	5.8	10.5	7.4	12.5	8.6	
3-4	2.9	7.0	15.8	19.6	10.3	
5+	4.7	4.7	17.9	18.8	10.8	
N of Valid	172	86	95	112	465	
N of Miss	9	66	73	12	160	

Table 245: About how many adults (over 21) have you known personally who in the past year have: sold or dealt drugs?






Response	6	8	10	12	Total	
0	84.9	68.6	62.1	42.0	66.7	
1	7.8	16.3	6.3	17.0	11.3	
2	3.0	3.5	16.8	17.9	9.6	
3-4	3.0	5.8	5.3	13.4	6.5	
5+	1.2	5.8	9.5	9.8	5.9	
N of Valid	166	86	95	112	459	
N of Miss	15	66	73	12	166	

Table 246: About how many adults (over 21) have you known personally who in the past year have: done other things that could get them in trouble with the police, like stealing, selling stolen goods, mugging or assaulting others, etc.?






Response	6	8	10	12	Total	
0	79.1	64.0	56.8	50.0	64.7	
1	11.0	15.1	15.8	13.4	13.3	
2	2.3	10.5	9.5	15.2	8.4	
3-4	5.2	4.7	5.3	7.1	5.6	
5+	2.3	5.8	12.6	14.3	8.0	
N of Valid	172	86	95	112	465	
N of Miss	9	66	73	12	160	

Table 247: About how many adults (over 21) have you known personally who in the past year have: gotten drunk or high?

Response	6	8	10	12	Total	
0	57.6	38.4	29.5	19.6	39.1	
1	19.8	25.6	7.4	15.2	17.2	
2	8.1	11.6	9.5	11.6	9.9	
3-4	5.2	10.5	23.2	13.4	11.8	
5+	9.3	14.0	30.5	40.2	21.9	
N of Valid	172	86	95	112	465	
N of Miss	9	66	73	12	160	

Table 248: How honest were you in filling out this survey?

Response	6	8	10	12	Total	
I was very honest	88.0	86.2	84.5	85.0	86.2	
I was honest pretty much of the time	10.3	11.5	12.4	12.4	11.4	
I was honest some of the time	0.6	2.3	3.1	1.8	1.7	
I was honest once in a while	1.1	0.0	0.0	0.9	0.6	
I was not honest at all	0.0	0.0	0.0	0.0	0.0	
N of Valid	175	87	97	113	472	
N of Miss	6	65	71	11	153	