

# 2008 APNA

Arkansas Prevention Needs Assessment Student Survey



Faulkner County Frequency Distribution Report

Office of Alcohol and Drug Abuse Prevention  
Division of Behavioral Health Services  
Arkansas Department of Human Services  
March 2009

## Contents

### 1 INTRODUCTION

12

### 2 PERCENTAGE TABLES

17

## List of Tables

1	Sex . . . . .	18
2	Age . . . . .	18
3	Are you Hispanic or Latino? . . . . .	18
4	What is your race? Black or African American . . . . .	19
5	What is your race? Asian . . . . .	19
6	What is your race? American Indian . . . . .	19
7	What is your race? Alaska Native . . . . .	19
8	What is your race? White . . . . .	20
9	What is your race? Native Hawaiian or Other Pacific Islander . . . . .	20
10	What is your race? Other . . . . .	20
11	What is the highest level of schooling completed by your mother or father? . . . . .	21
12	Think of where you live most of the time. Which of the following people live there with you? Mother . . . . .	21
13	Think of where you live most of the time. Which of the following people live there with you? Stepmother . . . . .	21
14	Think of where you live most of the time. Which of the following people live there with you? Foster Mother . . . . .	22
15	Think of where you live most of the time. Which of the following people live there with you? Grandmother . . . . .	22
16	Think of where you live most of the time. Which of the following people live there with you? Aunt . . . . .	22
17	Think of where you live most of the time. Which of the following people live there with you? Father . . . . .	22

18	Think of where you live most of the time. Which of the following people live there with you? Stepfather . . . . .	23
19	Think of where you live most of the time. Which of the following people live there with you? Foster Father . . . . .	23
20	Think of where you live most of the time. Which of the following people live there with you? Grandfather . . . . .	23
21	Think of where you live most of the time. Which of the following people live there with you? Uncle . . . . .	23
22	Think of where you live most of the time. Which of the following people live there with you? Other Adults . . . . .	24
23	Think of where you live most of the time. Which of the following people live there with you? Brother(s) . . . . .	24
24	Think of where you live most of the time. Which of the following people live there with you? Stepbrother(s) . . . . .	24
25	Think of where you live most of the time. Which of the following people live there with you? Sister(s) . . . . .	24
26	Think of where you live most of the time. Which of the following people live there with you? Stepsister(s) . . . . .	25
27	Think of where you live most of the time. Which of the following people live there with you? Other Children . . . . .	25
28	In my school, students have lots of chances to help decide things like class activities and rules. . . . .	25
29	Teachers ask me to work on special classroom projects. . . . .	26
30	My teacher(s) notices when I am doing a good job and lets me know about it. . . . .	26
31	There are lots of chances for students in my school to get involved in sports, clubs, and other school activities outside of class. . . .	26
32	There are lots of chances for students in my school to talk with a teacher one-on-one. . . . .	27

33	I feel safe at my school. . . . .	27
34	The school lets my parents know when I have done something well. . . . .	27
35	My teachers praise me when I work hard in school. . . . .	28
36	Are your school grades better than the grades of most students in your class? . . . . .	28
37	I have lots of chances to be part of class discussions or activities. . . . .	28
38	Now thinking back over the past year in school, how often did you: enjoy being in school? . . . . .	29
39	Now thinking back over the past year in school, how often did you: hate being in school? . . . . .	29
40	Now thinking back over the past year in school, how often did you: try to do your best work in school? . . . . .	29
41	How often do you feel that the school work you are assigned is meaningful and important? . . . . .	30
42	Putting them all together, what were your grades like last year? . . . . .	30
43	How important do you think the things you are learning in school are going to be for your later life? . . . . .	30
44	How interesting are most of your courses to you? . . . . .	31
45	During the LAST FOUR WEEKS how many whole days of school have you missed because you skipped or 'cut'? . . . . .	31
46	Think of your four best friends (the friends you feel closest to). In the past year (12 months), how many of your best friends have: participated in clubs, organizations or activities at school? . . . .	31
47	Think of your four best friends (the friends you feel closest to). In the past year (12 months), how many of your best friends have: smoked cigarettes? . . . . .	32

48	Think of your four best friends (the friends you feel closest to). In the past year (12 months), how many of your best friends have: tried beer, wine or hard liquor (for example, vodka, whiskey, or gin) when their parents didn't know about it? . . . . .	32
49	Think of your four best friends (the friends you feel closest to). In the past year (12 months), how many of your best friends have: made a commitment to stay drug-free? . . . . .	32
50	Think of your four best friends (the friends you feel closest to). In the past year (12 months), how many of your best friends have: used marijuana? . . . . .	33
51	Think of your four best friends (the friends you feel closest to). In the past year (12 months), how many of your best friends have: tried to do well in school? . . . . .	33
52	Think of your four best friends (the friends you feel closest to). In the past year (12 months), how many of your best friends have: used LSD, cocaine, amphetamines, or other illegal drugs? . . . . .	33
53	Think of your four best friends (the friends you feel closest to). In the past year (12 months), how many of your best friends have: been suspended from school? . . . . .	34
54	Think of your four best friends (the friends you feel closest to). In the past year (12 months), how many of your best friends have: liked school? . . . . .	34
55	Think of your four best friends (the friends you feel closest to). In the past year (12 months), how many of your best friends have: carried a handgun? . . . . .	34
56	Think of your four best friends (the friends you feel closest to). In the past year (12 months), how many of your best friends have: sold illegal drugs? . . . . .	35
57	Think of your four best friends (the friends you feel closest to). In the past year (12 months), how many of your best friends have: regularly attended religious services? . . . . .	35

58	Think of your four best friends (the friends you feel closest to). In the past year (12 months), how many of your best friends have: stolen or tried to steal a motor vehicle such as a car or motorcycle? . . . . .	35
59	Think of your four best friends (the friends you feel closest to). In the past year (12 months), how many of your best friends have: been arrested? . . . . .	36
60	Think of your four best friends (the friends you feel closest to). In the past year (12 months), how many of your best friends have: dropped out of school? . . . . .	36
61	Think of your four best friends (the friends you feel closest to). In the past year (12 months), how many of your best friends have: been members of a gang? . . . . .	36
62	What are the chances you would be seen as cool if you: smoked cigarettes? . . . . .	37
63	What are the chances you would be seen as cool if you: worked hard at school? . . . . .	37
64	What are the chances you would be seen as cool if you: began drinking alcoholic beverages regularly, that is, at least once or twice a month? . . . . .	37
65	What are the chances you would be seen as cool if you: defended someone who was being verbally abused at school? . . . . .	38
66	What are the chances you would be seen as cool if you: smoked marijuana? . . . . .	38
67	What are the chances you would be seen as cool if you: carried a handgun? . . . . .	38
68	What are the chances you would be seen as cool if you: regularly volunteered to do community service? . . . . .	39
69	How old were you when you first: smoked marijuana? . . . . .	39
70	How old were you when you first: smoked a cigarette, even just a puff? . . . . .	40

71	How old were you when you first: had more than a sip or two of beer, wine or hard liquor (for example, vodka, whiskey, or gin)? . . . . .	40
72	How old were you when you first: began drinking alcoholic beverages regularly, that is, at least once or twice a month? . . . . .	41
73	How old were you when you first: used phenoxydine (pox, px, breeze)? . . . . .	41
74	How old were you when you first: got suspended from school? . . . . .	42
75	How old were you when you first: got arrested? . . . . .	42
76	How old were you when you first: carried a handgun? . . . . .	43
77	How old were you when you first: attacked someone with the idea of seriously hurting them? . . . . .	43
78	How old were you when you first: belonged to a gang? . . . . .	44
79	How wrong do you think it is for someone your age to: take a handgun to school? . . . . .	44
80	How wrong do you think it is for someone your age to: steal anything worth more than \$5? . . . . .	44
81	How wrong do you think it is for someone your age to: pick a fight with someone? . . . . .	45
82	How wrong do you think it is for someone your age to: attack someone with the idea of seriously hurting them? . . . . .	45
83	How wrong do you think it is for someone your age to: stay away from school all day when their parents think they are at school? . . . . .	45
84	How wrong do you think it is for someone your age to: drink beer, wine or hard liquor (for example, vodka, whiskey, or gin) regularly? . . . . .	46
85	How wrong do you think it is for someone your age to: smoke cigarettes? . . . . .	46

86	How wrong do you think it is for someone your age to: smoke marijuana? . . . . .	46
87	How wrong do you think it is for someone your age to: use LSD, cocaine, amphetamines or another illegal drug? . . . . .	47
88	At school during the past 12 months, did you receive help from the resource teacher, speech therapist or other special education teacher? . . . . .	47
89	How many times have you done the following things? done what feels good no matter what. . . . .	47
90	How many times have you done the following things? done something dangerous because someone dared you to do it. . . . .	48
91	How many times have you done the following things? done crazy things even if they are a little dangerous. . . . .	48
92	How many times in the past year (12 months) have you: been suspended from school? . . . . .	49
93	How many times in the past year (12 months) have you: carried a handgun? . . . . .	49
94	How many times in the past year (12 months) have you: sold illegal drugs? . . . . .	50
95	How many times in the past year (12 months) have you: stolen or tried to steal a motor vehicle such as a car or motorcycle? . . . . .	50
96	How many times in the past year (12 months) have you: participated in clubs, organizations or activities at school? . . . . .	51
97	How many times in the past year (12 months) have you: been arrested? . . . . .	51
98	How many times in the past year (12 months) have you: done extra work on your own for school? . . . . .	52
99	How many times in the past year (12 months) have you: attacked someone with the idea of seriously hurting them? . . . . .	52

100	How many times in the past year (12 months) have you: been drunk or high at school? . . . . .	53
101	How many times in the past year (12 months) have you: volunteered to do community service? . . . . .	53
102	How many times in the past year (12 months) have you: taken a handgun to school? . . . . .	54
103	Are you currently on probation, or assigned a probation officer with Juvenile Court? . . . . .	54
104	Have you ever belonged to a gang? . . . . .	54
105	If you have ever belonged to a gang, did that gang have a name? . . . . .	55
106	You're looking at CD's in a music store with a friend. You look up and see her slip a CD under her coat. She smiles and says 'Which one do you want? Go ahead, take it while nobody's around.' There is nobody in sight, no employees and no other customers. What would you do now? . . . . .	55
107	You are visiting another part of town, and you don't know any of the people your age there. You are walking down the street, and some teenager you don't know is walking toward you. He is about your size, and as he is about to pass you, he deliberately bumps into you and you almost lose your balance. What would you say or do? . . . . .	55
108	You are at a party at someone's house, and one of your friends offers you a drink containing alcohol. What would you say or do? . . . . .	56
109	It's 8:00 on a weeknight and you are about to go over to a friend's home when your mother asks you where you are going. You say 'Oh, just going to go hang out with some friends.' She says, 'No, you'll just get into trouble if you go out. Stay home tonight.' What would you do now? . . . . .	56
110	How often do you attend religious services or activities? . . . . .	56
111	I do the opposite of what people tell me, just to get them mad. . . . .	57
112	I like to see how much I can get away with. . . . .	57

113	I ignore rules that get in my way. . . . .	57
114	I think sometimes it's okay to cheat at school. . . . .	58
115	It is important to think before you act. . . . .	58
116	Sometimes I think that life is not worth it. . . . .	58
117	At times I think I am no good at all. . . . .	59
118	All in all, I am inclined to think that I am a failure. . . . .	59
119	In the past year, have you felt depressed or sad MOST days, even if you felt okay sometimes? . . . . .	59
120	It is all right to beat up people if they start the fight. . . . .	60
121	I think it is okay to take something without asking if you can get away with it. . . . .	60
122	Sometimes we don't know what we will do as adults, but we may have an idea. Please answer how true these statements may be for you. WHEN I AM AN ADULT I WILL: smoke cigarettes. . . . .	60
123	Sometimes we don't know what we will do as adults, but we may have an idea. Please answer how true these statements may be for you. WHEN I AM AN ADULT I WILL: drink beer, wine, or liquor. . . . .	61
124	Sometimes we don't know what we will do as adults, but we may have an idea. Please answer how true these statements may be for you. WHEN I AM AN ADULT I WILL: smoke marijuana. . . . .	61
125	Sometimes we don't know what we will do as adults, but we may have an idea. Please answer how true these statements may be for you. WHEN I AM AN ADULT I WILL: use LSD, cocaine, amphetamines or another illegal drug. . . . .	61
126	How much do you think people risk harming themselves (physically or in other ways) if they: smoked one or more packs of cigarettes per day? . . . . .	62

127	How much do you think people risk harming themselves (physically or in other ways) if they: try marijuana once or twice? . . . .	62
128	How much do you think people risk harming themselves (physically or in other ways) if they: smoke marijuana regularly? . . . .	62
129	How much do you think people risk harming themselves (physically or in other ways) if they: take one or two drinks of an alcoholic beverage (beer, wine, liquor) nearly every day? . . . .	63
130	How much do you think people risk harming themselves (physically or in other ways) if they: have five or more drinks once or twice each weekend? . . . .	63
131	On how many occasions have you had alcoholic beverages (beer, wine or hard liquor) to drink in your lifetime - more than just a few sips? . . . .	63
132	On how many occasions have you had beer, wine or hard liquor to drink during the past 30 days? . . . .	64
133	On how many occasions have you used marijuana (grass, pot) or hashish (hash, hash oil) in your lifetime? . . . .	64
134	On how many occasions have you used marijuana (grass, pot) or hashish (hash, hash oil) during the past 30 days? . . . .	65
135	On how many occasions have you used LSD or other psychedelics in your lifetime? . . . .	65
136	On how many occasions have you used LSD or other psychedelics during the past 30 days? . . . .	66
137	On how many occasions have you used cocaine or crack in your lifetime? . . . .	66
138	On how many occasions have you used cocaine or crack during the past 30 days? . . . .	67
139	On how many occasions have you sniffed glue, breathed the contents of an aerosol spray can, or inhaled other gases or sprays, in order to get high in your lifetime? . . . .	67

140	On how many occasions have you sniffed glue, breathed the contents of an aerosol spray can, or inhaled other gases or sprays, in order to get high during the past 30 days? . . . .	68
141	On how many occasions have you used phenoxydine (pox, px, breeze) in your lifetime? . . . .	68
142	On how many occasions have you used phenoxydine (pox, px, breeze) during the past 30 days? . . . .	69
143	On how many occasions have you used sedatives (tranquilizers, such as Valium or Xanax, barbiturates, or sleeping pills) without a doctor telling you to take them, in your lifetime? . . . .	69
144	On how many occasions have you used sedatives (tranquilizers, such as Valium or Xanax, barbiturates, or sleeping pills) without a doctor telling you to take them, during the past 30 days? . . . .	70
145	On how many occasions have you used Methamphetamines (meth, speed, crank, crystal meth) in your lifetime? . . . .	70
146	On how many occasions have you used Methamphetamines (meth, speed, crank, crystal meth) in the past 30 days? . . . .	71
147	On how many occasions have you used stimulants, other than Methamphetamines (such as amphetamines, Ritalin or Dexedrine) without a doctor telling you to take them, in your lifetime? . . . .	71
148	On how many occasions have you used stimulants, other than Methamphetamines (such as amphetamines, Ritalin or Dexedrine) without a doctor telling you to take them, during the past 30 days? . . . .	72
149	On how many occasions have you used heroin or other opiates in your lifetime? . . . .	72
150	On how many occasions have you used heroin or other opiates during the past 30 days? . . . .	73
151	On how many occasions have you used MDMA ('X', 'E', or ecstasy) in your lifetime? . . . .	73



152	On how many occasions have you used MDMA ('X', 'E', or ecstasy) during the past 30 days? . . . . .	74
153	On how many occasions have you taken prescription drugs (such as Valium, Xanax, Ritalin, Adderall, OxyContin, Darvocet, or sleeping pills) on your own-that is, without a doctor telling you to take them in your lifetime? . . . . .	74
154	On how many occasions have you taken prescription drugs (such as Valium, Xanax, Ritalin, Adderall, OxyContin, Darvocet, or sleeping pills) on your own-that is, without a doctor telling you to take them during the past 30 days? . . . . .	75
155	On how many occasions have you taken non-prescription medicines such as diet pills (for example, Dietac, Dexatrim or Prolamine), stay-awake pills (for example No-Doz, Vivarin, or Wake), or cough or cold medicines (robos, DXM, etc.) to get high in your lifetime? . . . . .	75
156	On how many occasions have you taken non-prescription medicines such as diet pills (for example, Dietac, Dexatrim or Prolamine), stay-awake pills (for example No-Doz, Vivarin, or Wake), or cough or cold medicines (robos, DXM, etc.) to get high during the past 30 days? . . . . .	76
157	On how many occasions have you been drunk or very high from drinking alcoholic beverages during the past 30 days? . . . . .	76
158	Think back over the last two weeks. How many times have you had five or more alcoholic drinks in a row? . . . . .	77
159	Have you ever used smokeless tobacco (chew, snuff, plug, dipping tobacco, or chewing tobacco)? . . . . .	77
160	How often have you taken smokeless tobacco during the past 30 days? . . . . .	77
161	Have you ever smoked cigarettes? . . . . .	78
162	How frequently have you smoked cigarettes during the past 30 days? . . . . .	78

163	During the last month, about how many marijuana cigarettes, or the equivalent, did you smoke a day, on the average? . . . . .	79
164	If you drank alcohol (not just a sip or taste) in the past year, how did you usually get it? . . . . .	79
165	If you drank alcohol (not just a sip or taste) in the past year, where did you usually drink it? . . . . .	80
166	If you smoked cigarettes (not just a puff or drag) in the past year, how did you usually get them? . . . . .	81
167	If you smoked cigarettes (not just a puff or drag) in the past year, where did you usually smoke them? . . . . .	82
168	During the past 30 days, how many times did you ride in a car or other vehicle driven by someone who had been drinking alcohol? . . . . .	82
169	During the past 30 days, how many times did you drive a car or other vehicle when you had been drinking alcohol? . . . . .	83
170	How wrong would most adults (over 21) in your neighborhood think it is for kids your age: to use marijuana? . . . . .	83
171	How wrong would most adults (over 21) in your neighborhood think it is for kids your age: to drink alcohol? . . . . .	83
172	How wrong would most adults (over 21) in your neighborhood think it is for kids your age: to smoke cigarettes? . . . . .	84
173	How much do each of the following statements describe your neighborhood? crime and/or drug selling . . . . .	84
174	How much do each of the following statements describe your neighborhood? fights . . . . .	84
175	How much do each of the following statements describe your neighborhood? lots of empty or abandoned buildings . . . . .	85
176	How much do each of the following statements describe your neighborhood? lots of graffiti . . . . .	85
177	If I had to move, I would miss the neighborhood I now live in. . . . .	85



178	My neighbors notice when I am doing a good job and let me know about it. . . . .	86
179	I like my neighborhood. . . . .	86
180	There are lots of adults in my neighborhood I could talk to about something important. . . . .	86
181	I'd like to get out of my neighborhood. . . . .	87
182	There are people in my neighborhood who are proud of me when I do something well. . . . .	87
183	There are people in my neighborhood who encourage me to do my best. . . . .	87
184	I feel safe in my neighborhood. . . . .	88
185	Which of the following activities for people your age are available in your community? sports teams? . . . . .	88
186	Which of the following activities for people your age are available in your community? scouting? . . . . .	88
187	Which of the following activities for people your age are available in your community? boys and girls clubs? . . . . .	89
188	Which of the following activities for people your age are available in your community? 4-H clubs? . . . . .	89
189	Which of the following activities for people your age are available in your community? service clubs? . . . . .	89
190	If a kid smoked marijuana in your neighborhood would he or she be caught by the police? . . . . .	90
191	If a kid drank some beer, wine or hard liquor (for example, vodka, whiskey, or gin) in your neighborhood would he or she be caught by the police? . . . . .	90
192	If a kid carried a handgun in your neighborhood would he or she be caught by the police? . . . . .	90

193	If you wanted to get some cigarettes, how easy would it be for you to get some? . . . . .	91
194	If you wanted to get some beer, wine or hard liquor (for example, vodka, whiskey, or gin), how easy would it be for you to get some? . . . . .	91
195	If you wanted to get a drug like cocaine, LSD, or amphetamines, how easy would it be for you to get some? . . . . .	91
196	If you wanted to get a handgun, how easy would it be for you to get one? . . . . .	92
197	If you wanted to get some marijuana, how easy would it be for you to get some? . . . . .	92
198	During the past 12 months, have you participated in any alcohol prevention programs or seen any alcohol prevention messages in your school or community? Yes, a school-based program focused on preventing underage drinking and/or drinking and driving. . . . .	92
199	During the past 12 months, have you participated in any alcohol prevention programs or seen any alcohol prevention messages in your school or community? Yes, a community-based program focused on preventing underage drinking and/or drinking and driving (for example, through your church or temple or through youth groups like Boys and Girls Club or 4-H). . . . .	93
200	During the past 12 months, have you participated in any alcohol prevention programs or seen any alcohol prevention messages in your school or community? Yes, a media campaign addressing underage drinking and/or drinking and driving (for example, newspaper ads, posters, pamphlets, radio, TV). . . . .	93
201	During the past 12 months, have you participated in any alcohol prevention programs or seen any alcohol prevention messages in your school or community? No . . . . .	93
202	How wrong do your parents feel it would be for YOU to: drink beer, wine or hard liquor (for example, vodka, whiskey or gin) regularly? . . . . .	94
203	How wrong do your parents feel it would be for YOU to: smoke cigarettes? . . . . .	94

204	How wrong do your parents feel it would be for YOU to: smoke marijuana? . . . . .	94
205	How wrong do your parents feel it would be for YOU to: steal something worth more than \$5? . . . . .	95
206	How wrong do your parents feel it would be for YOU to: draw graffiti, write things, or draw pictures on buildings or other property (without the owner's permission)? . . . . .	95
207	How wrong do your parents feel it would be for YOU to: pick a fight with someone? . . . . .	95
208	During the past 12 months, have you talked with at least one of your parents about the dangers of underage drinking and/or drinking and driving? By parents, we mean either your biological parents, adoptive parents, stepparents, or adult guardians - whether or not they live with you. . . . .	96
209	Have any of your brothers or sisters ever: drunk beer, wine or hard liquor (for example, vodka, whiskey or gin)? . . . . .	96
210	Have any of your brothers or sisters ever: smoked marijuana? . . . . .	96
211	Have any of your brothers or sisters ever: smoked cigarettes? . . . . .	97
212	Have any of your brothers or sisters ever: taken a handgun to school? . . . . .	97
213	Have any of your brothers or sisters ever: been suspended or expelled from school? . . . . .	97
214	The rules in my family are clear. . . . .	98
215	People in my family often insult or yell at each other. . . . .	98
216	When I am not at home, one of my parents knows where I am and who I am with. . . . .	98
217	We argue about the same things in my family over and over. . . . .	99

218	If you drank some beer or wine or liquor (for example, vodka, whiskey, or gin) without your parents' permission, would you be caught by your parents? . . . . .	99
219	My family has clear rules about alcohol and drug use. . . . .	99
220	If you carried a handgun without your parents' permission, would you be caught by your parents? . . . . .	100
221	If you skipped school would you be caught by your parents? . . . . .	100
222	Do you feel very close to your mother? . . . . .	100
223	Do you share your thoughts and feelings with your mother? . . . . .	101
224	My parents ask me what I think before most family decisions affecting me are made. . . . .	101
225	Do you share your thoughts and feelings with your father? . . . . .	101
226	Do you enjoy spending time with your mother? . . . . .	102
227	Do you enjoy spending time with your father? . . . . .	102
228	If I had a personal problem, I could ask my mom or dad for help. . . . .	102
229	Do you feel very close to your father? . . . . .	103
230	My parents give me lots of chances to do fun things with them. . . . .	103
231	My parents ask if I've gotten my homework done. . . . .	103
232	People in my family have serious arguments. . . . .	104
233	Would your parents know if you did not come home on time? . . . . .	104
234	It is important to be honest with your parents, even if they become upset or you get punished. . . . .	104
235	My parents notice when I am doing a good job and let me know about it. . . . .	105

236	How often do your parents tell you they're proud of you for something you've done? . . . . .	105
237	How many brothers and sisters, including stepbrothers and step-sisters, do you have that are younger than you? . . . . .	105
238	How many brothers and sisters, including stepbrothers and step-sisters, do you have that are older than you? . . . . .	106
239	Have you changed homes in the past year (the last 12 months)?	106
240	How many times have you changed homes since kindergarten? .	106
241	Have you changed schools (including changing from elementary to middle and middle to high school) in the past year? . . . . .	107
242	How many times have you changed schools since kindergarten (including changing from elementary to middle and middle to high school)? . . . . .	107
243	Has anyone in your family ever had severe alcohol or drug problems?	107
244	About how many adults (over 21) have you known personally who in the past year have: used marijuana, crack, cocaine, or other drugs? . . . . .	108
245	About how many adults (over 21) have you known personally who in the past year have: sold or dealt drugs? . . . . .	108
246	About how many adults (over 21) have you known personally who in the past year have: done other things that could get them in trouble with the police, like stealing, selling stolen goods, mugging or assaulting others, etc.? . . . .	108
247	About how many adults (over 21) have you known personally who in the past year have: gotten drunk or high? . . . . .	109
248	How honest were you in filling out this survey? . . . . .	109

## List of Figures

1	Grade Chart . . . . .	13
2	Gender Chart . . . . .	14
3	Age Chart . . . . .	15
4	Ethnic Origin Chart . . . . .	16

# 1 INTRODUCTION

This report was generated from data collected on the *2008 Arkansas Prevention Needs Assessment Student Survey*. This report contains basic frequency tables of all data collected and graphs on the selected demographic variables of grade, gender, age and ethnic origin. The graph on ethnic origin is represented as a bar chart rather than as a pie chart. This is because students were allowed to mark more than one response for ethnic origin as opposed to being allowed to mark only one response. The bars represent the percent of students who marked each of the ethnic categories.

Questions regarding the information found in this report can be directed to:

**Pride Surveys**

160 Vanderbilt Court  
Bowling Green, KY 42103  
1-800-279-6361  
[www.pridesurveys.com](http://www.pridesurveys.com)

# Grade Chart

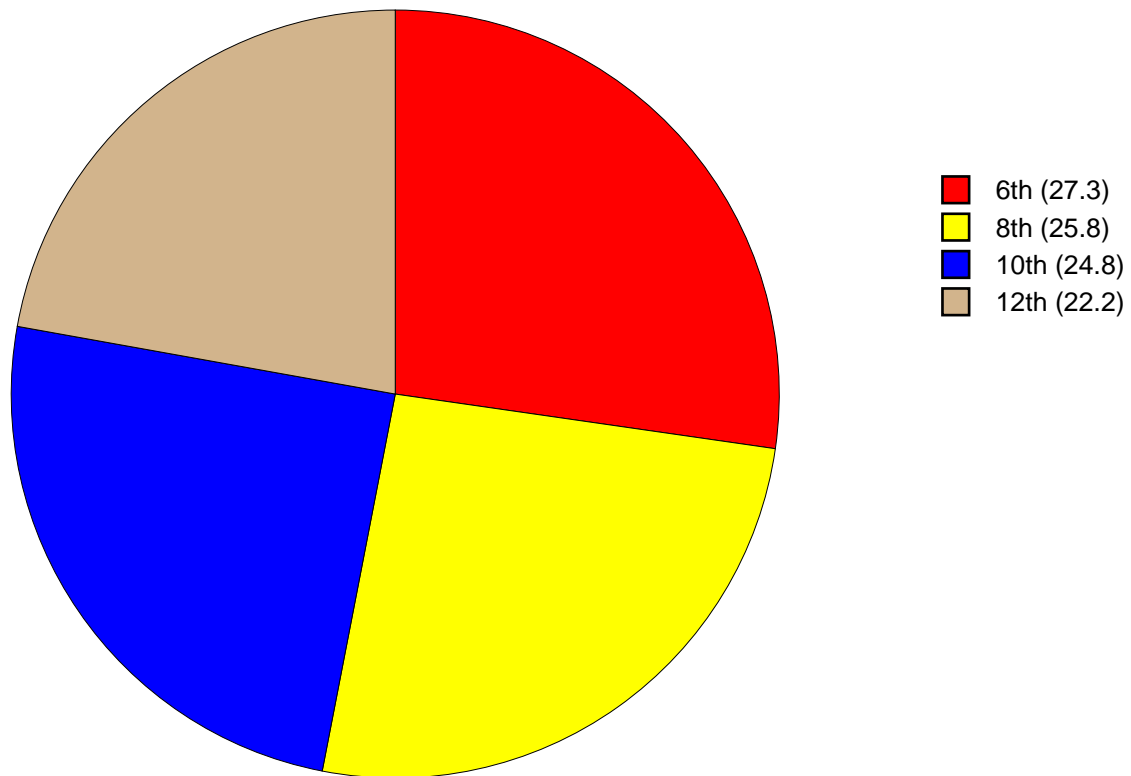


Figure 1: Grade Chart

## Gender Chart

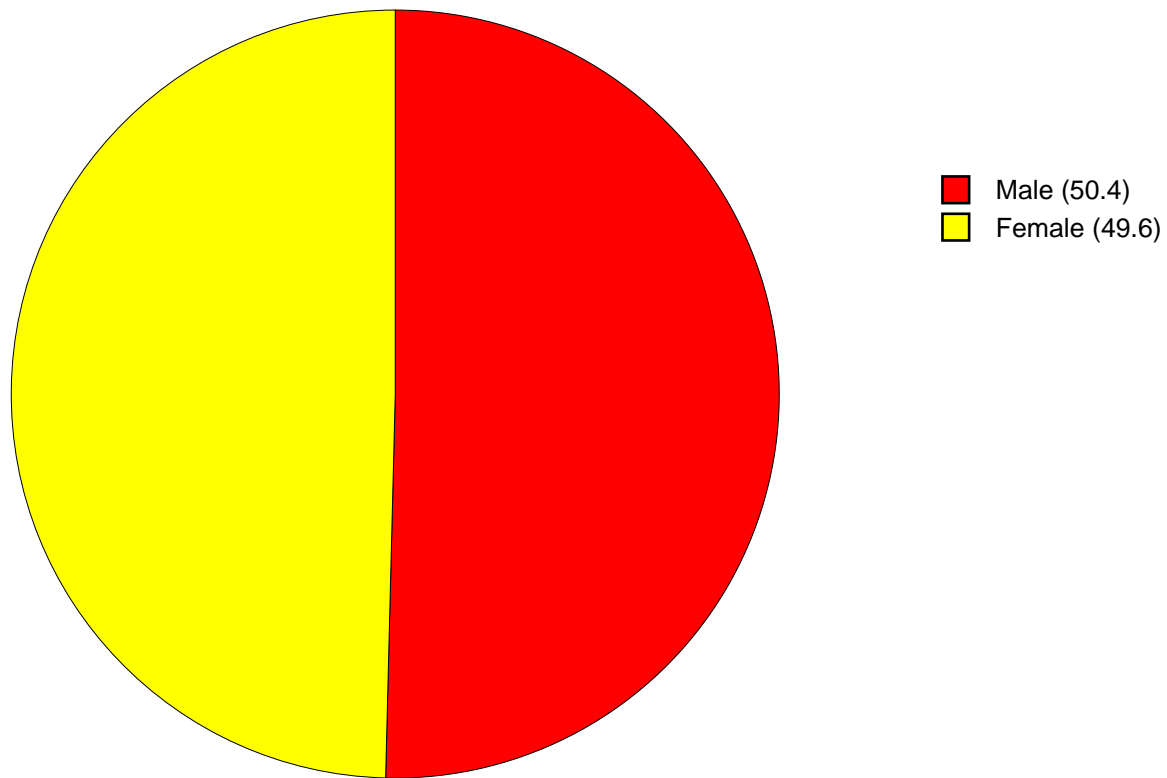


Figure 2: Gender Chart

# Age Chart

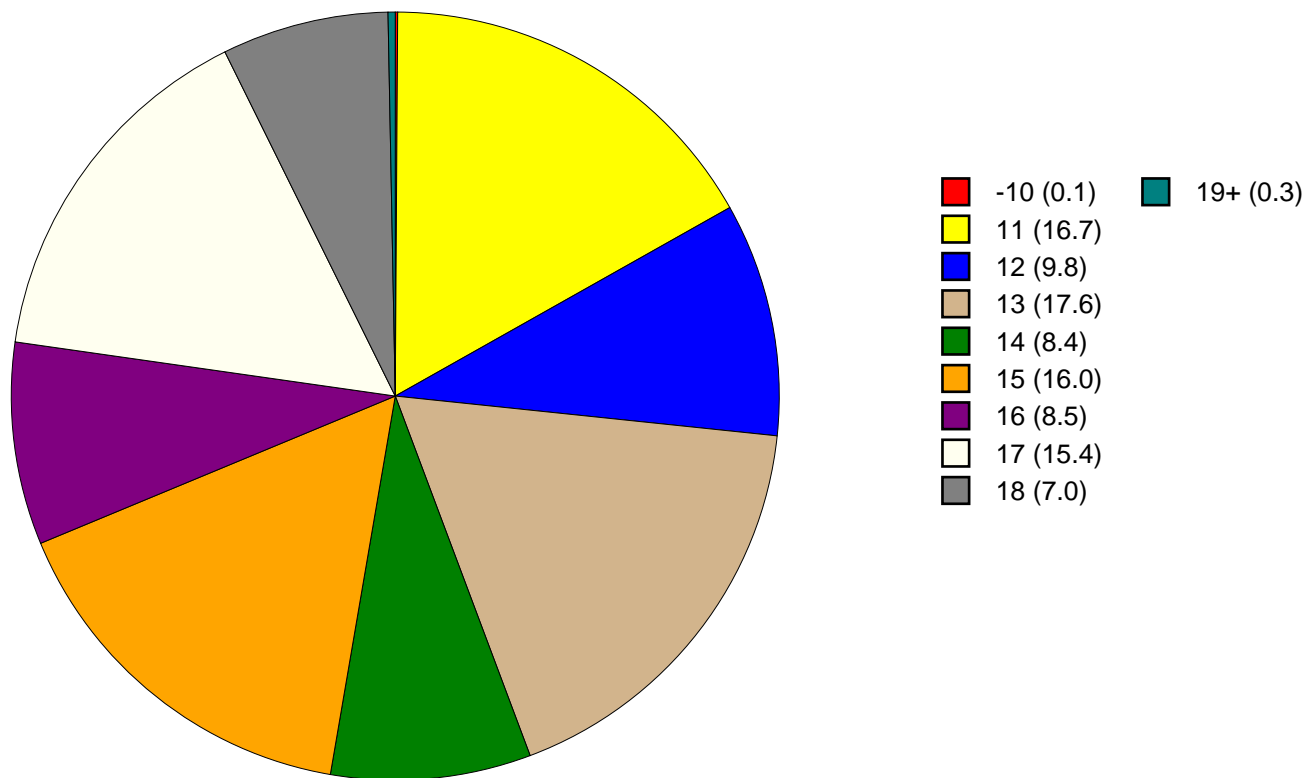


Figure 3: Age Chart



## Ethnic Origin Chart

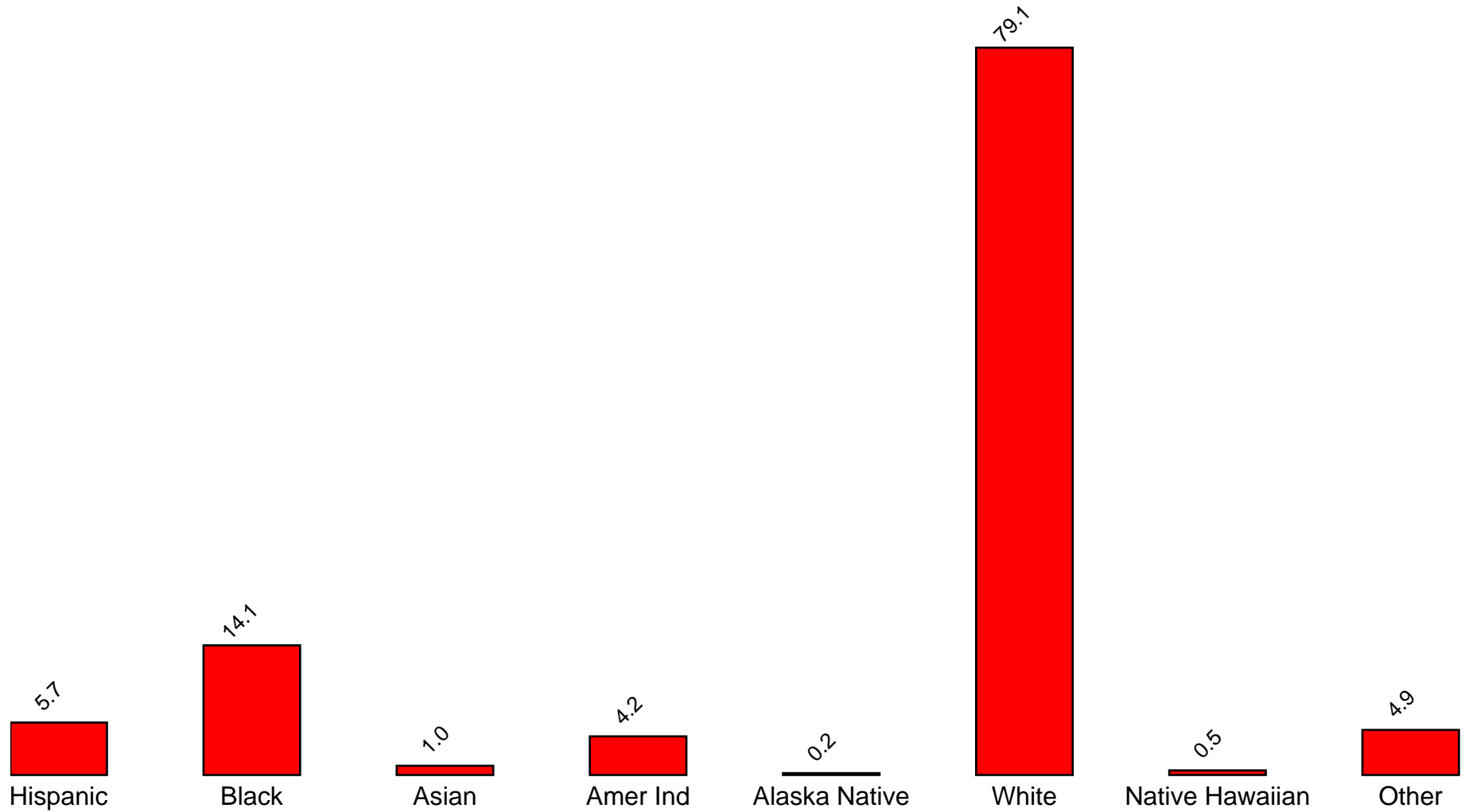


Figure 4: Ethnic Origin Chart

## 2 PERCENTAGE TABLES

The following tables contain frequency distribution detailing how your students responded to each question on the survey. The tables appear in the same order as the questions on the survey. The tables include breakdowns by grade level as well as overall percentages. The *N of Valid* row is a frequency count of the number of valid responses to each question for each grade and overall. The *N of Miss* row is a frequency count of the number of invalid (marked more than one response) or missing (i.e. did not respond) responses to each question for each grade and overall.

For the questions that allowed more than one response (i.e. race, live with, etc.) each response becomes a separate table. If a student did not mark the response, that was counted as a NO response, and if they did mark the response, that was counted as a YES response. Since a non response is a valid response for these questions, the *N of Miss* will always be zero for these questions.

Table 1: Sex

Response	6	8	10	12	Total	
Male	50.2	50.6	49.7	51.2	50.4	
Female	49.8	49.4	50.3	48.8	49.6	
N of Valid	1014	962	926	832	3734	
N of Miss	19	15	12	7	53	

Table 2: Age

Response	6	8	10	12	Total	
10 or younger	0.5	0.0	0.0	0.0	0.1	
11	61.2	0.0	0.0	0.0	16.7	
12	35.8	0.3	0.0	0.0	9.8	
13	2.4	65.8	0.0	0.0	17.6	
14	0.0	32.2	0.4	0.0	8.4	
15	0.0	1.7	63.0	0.0	16.0	
16	0.0	0.0	33.9	0.6	8.5	
17	0.0	0.0	2.4	66.9	15.4	
18	0.0	0.0	0.3	30.9	7.0	
19 or older	0.0	0.0	0.0	1.6	0.3	
N of Valid	1027	973	932	837	3769	
N of Miss	6	4	6	2	18	

Table 3: Are you Hispanic or Latino?

Response	6	8	10	12	Total	
No	93.7	93.7	94.2	95.6	94.3	
Yes	6.3	6.3	5.8	4.4	5.7	
N of Valid	943	940	909	823	3615	
N of Miss	90	37	29	16	172	

Table 4: What is your race? Black or African American



Response	6	8	10	12	Total	
No	86.4	84.0	85.7	87.8	85.9	
Yes	13.6	16.0	14.3	12.2	14.1	
N of Valid	1033	977	938	839	3787	
N of Miss	0	0	0	0	0	

Table 5: What is your race? Asian



Response	6	8	10	12	Total	
No	98.9	99.3	98.5	99.2	99.0	
Yes	1.1	0.7	1.5	0.8	1.0	
N of Valid	1033	977	938	839	3787	
N of Miss	0	0	0	0	0	

Table 6: What is your race? American Indian



Response	6	8	10	12	Total	
No	93.3	95.5	97.0	97.9	95.8	
Yes	6.7	4.5	3.0	2.1	4.2	
N of Valid	1033	977	938	839	3787	
N of Miss	0	0	0	0	0	

Table 7: What is your race? Alaska Native



Response	6	8	10	12	Total	
No	99.7	99.7	99.9	99.9	99.8	
Yes	0.3	0.3	0.1	0.1	0.2	
N of Valid	1033	977	938	839	3787	
N of Miss	0	0	0	0	0	

Table 8: What is your race? White



Response	6	8	10	12	Total	
No	21.5	23.0	20.6	17.9	20.9	
Yes	78.5	77.0	79.4	82.1	79.1	
N of Valid	1033	977	938	839	3787	
N of Miss	0	0	0	0	0	

Table 9: What is your race? Native Hawaiian or Other Pacific Islander



Response	6	8	10	12	Total	
No	99.5	99.5	99.6	99.5	99.5	
Yes	0.5	0.5	0.4	0.5	0.5	
N of Valid	1033	977	938	839	3787	
N of Miss	0	0	0	0	0	

Table 10: What is your race? Other



Response	6	8	10	12	Total	
No	95.1	93.8	95.3	96.5	95.1	
Yes	4.9	6.2	4.7	3.5	4.9	
N of Valid	1033	977	938	839	3787	
N of Miss	0	0	0	0	0	

Table 11: What is the highest level of schooling completed by your mother or father?









Response	6	8	10	12	Total	
Completed grade school or less	2.2	1.9	1.2	1.7	1.7	
Some high school	3.2	3.9	7.7	6.3	5.2	
Completed high school	11.4	14.2	14.4	20.3	14.9	
Some college	13.2	14.6	18.0	15.5	15.3	
Completed college	27.6	27.6	31.7	34.3	30.1	
Graduate or professional school after college	11.7	15.6	13.7	16.8	14.4	
Don't know	30.3	20.9	12.5	4.6	17.6	
Does not apply	0.5	1.2	0.9	0.5	0.8	
N of Valid	969	966	928	827	3690	
N of Miss	64	11	10	12	97	

Table 12: Think of where you live most of the time. Which of the following people live there with you? Mother



Response	6	8	10	12	Total	
No	8.7	12.3	12.0	15.1	11.9	
Yes	91.3	87.7	88.0	84.9	88.1	
N of Valid	1033	977	938	839	3787	
N of Miss	0	0	0	0	0	

Table 13: Think of where you live most of the time. Which of the following people live there with you? Stepmother



Response	6	8	10	12	Total	
No	94.9	93.3	93.6	93.6	93.9	
Yes	5.1	6.7	6.4	6.4	6.1	
N of Valid	1033	977	938	839	3787	
N of Miss	0	0	0	0	0	

Table 14: Think of where you live most of the time. Which of the following people live there with you? Foster Mother



Response	6	8	10	12	Total	
No	99.9	99.6	99.8	99.5	99.7	
Yes	0.1	0.4	0.2	0.5	0.3	
N of Valid	1033	977	938	839	3787	
N of Miss	0	0	0	0	0	

Table 15: Think of where you live most of the time. Which of the following people live there with you? Grandmother



Response	6	8	10	12	Total	
No	91.1	92.6	93.5	94.5	92.8	
Yes	8.9	7.4	6.5	5.5	7.2	
N of Valid	1033	977	938	839	3787	
N of Miss	0	0	0	0	0	

Table 16: Think of where you live most of the time. Which of the following people live there with you? Aunt



Response	6	8	10	12	Total	
No	95.5	97.4	97.7	97.0	96.9	
Yes	4.5	2.6	2.3	3.0	3.1	
N of Valid	1033	977	938	839	3787	
N of Miss	0	0	0	0	0	

Table 17: Think of where you live most of the time. Which of the following people live there with you? Father



Response	6	8	10	12	Total	
No	35.6	37.6	40.4	37.7	37.8	
Yes	64.4	62.4	59.6	62.3	62.2	
N of Valid	1033	977	938	839	3787	
N of Miss	0	0	0	0	0	



Table 18: Think of where you live most of the time. Which of the following people live there with you? Stepfather



Response	6	8	10	12	Total	
No	83.0	82.6	82.4	85.3	83.3	
Yes	17.0	17.4	17.6	14.7	16.7	
N of Valid	1033	977	938	839	3787	
N of Miss	0	0	0	0	0	

Table 19: Think of where you live most of the time. Which of the following people live there with you? Foster Father



Response	6	8	10	12	Total	
No	99.8	99.6	99.8	99.9	99.8	
Yes	0.2	0.4	0.2	0.1	0.2	
N of Valid	1033	977	938	839	3787	
N of Miss	0	0	0	0	0	

Table 20: Think of where you live most of the time. Which of the following people live there with you? Grandfather



Response	6	8	10	12	Total	
No	96.1	96.2	96.1	96.9	96.3	
Yes	3.9	3.8	3.9	3.1	3.7	
N of Valid	1033	977	938	839	3787	
N of Miss	0	0	0	0	0	

Table 21: Think of where you live most of the time. Which of the following people live there with you? Uncle



Response	6	8	10	12	Total	
No	96.4	96.1	98.7	97.5	97.1	
Yes	3.6	3.9	1.3	2.5	2.9	
N of Valid	1033	977	938	839	3787	
N of Miss	0	0	0	0	0	

Table 22: Think of where you live most of the time. Which of the following people live there with you? Other Adults



Response	6	8	10	12	Total	
No	97.7	97.0	98.4	97.0	97.5	
Yes	2.3	3.0	1.6	3.0	2.5	
N of Valid	1033	977	938	839	3787	
N of Miss	0	0	0	0	0	

Table 23: Think of where you live most of the time. Which of the following people live there with you? Brother(s)



Response	6	8	10	12	Total	
No	53.3	51.0	56.7	59.5	54.9	
Yes	46.7	49.0	43.3	40.5	45.1	
N of Valid	1033	977	938	839	3787	
N of Miss	0	0	0	0	0	

Table 24: Think of where you live most of the time. Which of the following people live there with you? Stepbrother(s)



Response	6	8	10	12	Total	
No	95.1	94.6	95.5	97.4	95.6	
Yes	4.9	5.4	4.5	2.6	4.4	
N of Valid	1033	977	938	839	3787	
N of Miss	0	0	0	0	0	

Table 25: Think of where you live most of the time. Which of the following people live there with you? Sister(s)



Response	6	8	10	12	Total	
No	53.3	55.0	57.6	63.5	57.1	
Yes	46.7	45.0	42.4	36.5	42.9	
N of Valid	1033	977	938	839	3787	
N of Miss	0	0	0	0	0	

Table 26: Think of where you live most of the time. Which of the following people live there with you? Stepsister(s)



Response	6	8	10	12	Total	
No	95.2	94.6	96.6	97.9	96.0	
Yes	4.8	5.4	3.4	2.1	4.0	
N of Valid	1033	977	938	839	3787	
N of Miss	0	0	0	0	0	

Table 27: Think of where you live most of the time. Which of the following people live there with you? Other Children



Response	6	8	10	12	Total	
No	95.9	95.4	96.5	94.0	95.5	
Yes	4.1	4.6	3.5	6.0	4.5	
N of Valid	1033	977	938	839	3787	
N of Miss	0	0	0	0	0	

Table 28: In my school, students have lots of chances to help decide things like class activities and rules.





Response	6	8	10	12	Total	
NO!	17.9	15.7	18.8	18.3	17.7	
no	43.4	38.3	39.0	40.9	40.4	
yes	31.8	39.2	37.3	32.6	35.3	
YES!	6.9	6.8	4.9	8.2	6.7	
N of Valid	1000	967	931	834	3732	
N of Miss	33	10	7	5	55	

Table 29: Teachers ask me to work on special classroom projects.

Response	6	8	10	12	Total
NO!	10.6	10.1	9.0	9.7	9.9
no	37.3	41.3	44.9	42.2	41.3
yes	41.6	39.6	41.0	41.0	40.8
YES!	10.5	9.0	5.1	7.0	8.0
N of Valid	1008	964	929	831	3732
N of Miss	25	13	9	8	55

Table 30: My teacher(s) notices when I am doing a good job and lets me know about it.

Response	6	8	10	12	Total
NO!	3.4	4.0	6.1	6.6	5.0
no	13.4	17.9	20.4	23.2	18.5
yes	50.6	53.2	56.9	56.0	54.0
YES!	32.5	24.8	16.6	14.2	22.5
N of Valid	1019	966	930	832	3747
N of Miss	14	11	8	7	40

Table 31: There are lots of chances for students in my school to get involved in sports, clubs, and other school activities outside of class.

Response	6	8	10	12	Total
NO!	4.7	1.0	1.7	1.3	2.3
no	11.5	4.9	4.9	3.6	6.4
yes	42.1	37.5	36.3	38.3	38.6
YES!	41.6	56.5	57.1	56.7	52.7
N of Valid	1016	970	935	832	3753
N of Miss	17	7	3	7	34

Table 32: There are lots of chances for students in my school to talk with a teacher one-on-one.

Response	6	8	10	12	Total
NO!	3.8	3.8	3.9	5.1	4.1
no	16.4	20.7	21.0	22.3	20.0
yes	48.9	50.7	56.6	52.9	52.2
YES!	30.9	24.7	18.5	19.8	23.8
N of Valid	1015	970	928	830	3743
N of Miss	18	7	10	9	44

Table 33: I feel safe at my school.

Response	6	8	10	12	Total
NO!	5.1	6.4	5.8	6.6	6.0
no	9.4	15.2	12.9	12.7	12.5
yes	40.4	52.0	58.8	55.7	51.4
YES!	45.0	26.5	22.5	25.0	30.2
N of Valid	1010	970	929	828	3737
N of Miss	23	7	9	11	50

Table 34: The school lets my parents know when I have done something well.

Response	6	8	10	12	Total
NO!	11.2	15.5	19.5	24.3	17.3
no	31.6	44.1	48.9	50.8	43.4
yes	39.0	31.6	24.7	20.4	29.4
YES!	18.2	8.8	7.0	4.4	9.9
N of Valid	1010	966	929	832	3737
N of Miss	23	11	9	7	50

Table 35: My teachers praise me when I work hard in school.


Response	6	8	10	12	Total	
NO!	12.4	12.1	12.2	13.2	12.4	
no	33.0	40.5	42.1	40.6	38.9	
yes	39.5	37.9	39.7	40.2	39.3	
YES!	15.1	9.5	6.0	5.9	9.4	
N of Valid	1008	960	928	825	3721	
N of Miss	25	17	10	14	66	

Table 36: Are your school grades better than the grades of most students in your class?


Response	6	8	10	12	Total	
NO!	7.1	8.2	9.2	5.7	7.6	
no	26.3	26.9	31.1	31.0	28.7	
yes	47.4	47.1	45.7	47.4	46.9	
YES!	19.3	17.7	14.0	15.9	16.8	
N of Valid	990	958	928	829	3705	
N of Miss	43	19	10	10	82	

Table 37: I have lots of chances to be part of class discussions or activities.


Response	6	8	10	12	Total	
NO!	3.1	2.7	2.5	3.5	2.9	
no	14.0	13.6	12.4	13.3	13.3	
yes	51.0	55.2	63.4	60.6	57.3	
YES!	31.9	28.6	21.7	22.7	26.5	
N of Valid	1012	970	930	830	3742	
N of Miss	21	7	8	9	45	

Table 38: Now thinking back over the past year in school, how often did you: enjoy being in school?

Response	6	8	10	12	Total	
Never	8.3	7.6	7.4	6.5	7.5	
Seldom	7.9	13.1	16.0	17.4	13.4	
Sometimes	42.0	41.5	42.5	42.1	42.0	
Often	22.4	23.3	23.5	26.0	23.7	
Almost always	19.5	14.4	10.6	7.9	13.4	
N of Valid	1015	969	932	831	3747	
N of Miss	18	8	6	8	40	

Table 39: Now thinking back over the past year in school, how often did you: hate being in school?

Response	6	8	10	12	Total	
Never	14.5	6.6	5.0	4.3	7.8	
Seldom	29.4	26.2	24.9	22.6	25.9	
Sometimes	32.5	36.6	36.6	37.2	35.6	
Often	13.5	20.1	23.1	26.2	20.4	
Almost always	10.2	10.4	10.4	9.6	10.2	
N of Valid	1010	969	929	831	3739	
N of Miss	23	8	9	8	48	

Table 40: Now thinking back over the past year in school, how often did you: try to do your best work in school?

Response	6	8	10	12	Total	
Never	0.5	0.8	0.9	0.8	0.8	
Seldom	0.4	2.7	4.2	5.1	3.0	
Sometimes	5.8	12.7	18.0	22.9	14.4	
Often	17.7	29.5	32.3	38.9	29.1	
Almost always	75.6	54.2	44.7	32.3	52.7	
N of Valid	1005	966	927	830	3728	
N of Miss	28	11	11	9	59	



Table 41: How often do you feel that the school work you are assigned is meaningful and important?

Response	6	8	10	12	Total	
Never	5.5	5.8	6.0	6.5	5.9	
Seldom	10.0	17.2	24.2	28.2	19.4	
Sometimes	24.9	33.9	37.9	38.4	33.5	
Often	33.2	25.9	22.9	21.0	26.0	
Almost always	26.4	17.3	9.0	5.9	15.2	
N of Valid	1007	966	931	830	3734	
N of Miss	26	11	7	9	53	

Table 42: Putting them all together, what were your grades like last year?

Response	6	8	10	12	Total	
Mostly F's	1.2	1.2	1.3	0.2	1.0	
Mostly D's	1.8	4.3	4.2	2.1	3.1	
Mostly C's	10.7	16.7	22.7	21.1	17.6	
Mostly B's	35.1	39.9	36.6	43.1	38.5	
Mostly A's	51.2	37.9	35.2	33.4	39.7	
N of Valid	969	945	922	823	3659	
N of Miss	64	32	16	16	128	

Table 43: How important do you think the things you are learning in school are going to be for your later life?

Response	6	8	10	12	Total	
Very important	52.3	34.1	21.8	13.8	31.5	
Quite important	27.9	29.2	28.5	26.0	28.0	
Fairly important	13.5	26.8	32.0	37.9	26.9	
Slightly important	5.0	8.1	13.4	19.6	11.1	
Not at all important	1.3	1.9	4.3	2.6	2.5	
N of Valid	1014	968	931	831	3744	
N of Miss	19	9	7	8	43	

Table 44: How interesting are most of your courses to you?






Response	6	8	10	12	Total	
Very interesting and stimulating	15.6	8.5	5.7	6.0	9.1	
Quite interesting	33.2	26.1	23.5	22.8	26.6	
Fairly interesting	33.8	40.8	40.8	42.0	39.2	
Slightly dull	12.5	18.8	21.2	22.6	18.6	
Very dull	4.8	5.9	8.8	6.6	6.5	
N of Valid	991	969	930	829	3719	
N of Miss	42	8	8	10	68	

Table 45: During the LAST FOUR WEEKS how many whole days of school have you missed because you skipped or 'cut'?








Response	6	8	10	12	Total	
None	77.2	76.8	73.0	53.8	70.8	
1	10.6	10.0	11.8	22.1	13.3	
2	4.8	6.7	6.4	11.3	7.1	
3	4.0	3.7	3.8	7.0	4.5	
4-5	2.5	2.1	3.1	3.4	2.8	
6-10	0.4	0.3	1.5	1.6	0.9	
11 or more	0.4	0.4	0.4	0.8	0.5	
N of Valid	991	956	925	824	3696	
N of Miss	42	21	13	15	91	

Table 46: Think of your four best friends (the friends you feel closest to). In the past year (12 months), how many of your best friends have: participated in clubs, organizations or activities at school?






Response	6	8	10	12	Total	
0	16.9	10.1	9.9	8.3	11.5	
1	16.3	10.7	11.7	11.0	12.5	
2	19.1	18.7	19.4	19.0	19.0	
3	17.5	17.0	15.5	16.8	16.7	
4	30.1	43.6	43.6	44.9	40.3	
N of Valid	986	955	932	828	3701	
N of Miss	47	22	6	11	86	

Table 47: Think of your four best friends (the friends you feel closest to). In the past year (12 months), how many of your best friends have: smoked cigarettes?






Response	6	8	10	12	Total	
0	91.7	70.5	51.1	34.9	63.4	
1	5.1	14.8	17.2	17.9	13.5	
2	1.3	7.0	10.5	16.4	8.4	
3	0.9	3.8	6.8	12.6	5.7	
4	1.0	4.0	14.4	18.1	8.9	
N of Valid	1002	958	928	827	3715	
N of Miss	31	19	10	12	72	

Table 48: Think of your four best friends (the friends you feel closest to). In the past year (12 months), how many of your best friends have: tried beer, wine or hard liquor (for example, vodka, whiskey, or gin) when their parents didn't know about it?






Response	6	8	10	12	Total	
0	84.3	55.3	30.2	17.7	48.5	
1	8.9	14.9	18.0	15.3	14.1	
2	3.5	12.0	15.2	13.6	10.9	
3	1.5	6.2	10.5	13.8	7.7	
4	1.8	11.6	26.0	39.6	18.8	
N of Valid	1003	957	929	824	3713	
N of Miss	30	20	9	15	74	

Table 49: Think of your four best friends (the friends you feel closest to). In the past year (12 months), how many of your best friends have: made a commitment to stay drug-free?






Response	6	8	10	12	Total	
0	9.8	19.4	25.4	33.1	21.4	
1	4.8	9.9	16.0	19.6	12.2	
2	6.2	7.5	10.4	13.5	9.2	
3	9.2	11.3	13.6	10.2	11.1	
4	69.8	51.8	34.6	23.5	46.1	
N of Valid	995	955	919	821	3690	
N of Miss	38	22	19	18	97	

Table 50: Think of your four best friends (the friends you feel closest to). In the past year (12 months), how many of your best friends have: used marijuana?






Response	6	8	10	12	Total	
0	95.9	80.3	61.0	44.3	71.6	
1	1.9	8.7	11.0	13.9	8.6	
2	0.8	5.1	8.1	14.4	6.8	
3	0.3	2.6	9.2	11.7	5.7	
4	1.1	3.3	10.7	15.7	7.3	
N of Valid	993	957	925	820	3695	
N of Miss	40	20	13	19	92	

Table 51: Think of your four best friends (the friends you feel closest to). In the past year (12 months), how many of your best friends have: tried to do well in school?






Response	6	8	10	12	Total	
0	2.2	2.5	4.0	3.3	3.0	
1	3.3	5.1	6.6	4.8	4.9	
2	7.5	10.6	15.9	17.2	12.6	
3	15.2	21.9	22.9	25.3	21.1	
4	71.7	59.9	50.7	49.5	58.4	
N of Valid	997	955	931	827	3710	
N of Miss	36	22	7	12	77	

Table 52: Think of your four best friends (the friends you feel closest to). In the past year (12 months), how many of your best friends have: used LSD, cocaine, amphetamines, or other illegal drugs?






Response	6	8	10	12	Total	
0	96.2	87.7	79.0	76.6	85.3	
1	2.1	6.2	9.8	10.8	7.0	
2	0.3	3.0	5.7	4.6	3.3	
3	0.2	1.4	1.6	3.4	1.6	
4	1.2	1.8	3.9	4.6	2.8	
N of Valid	997	958	929	826	3710	
N of Miss	36	19	9	13	77	

Table 53: Think of your four best friends (the friends you feel closest to). In the past year (12 months), how many of your best friends have: been suspended from school?






Response	6	8	10	12	Total	
0	73.6	58.4	65.4	70.6	67.0	
1	15.1	19.5	16.5	15.7	16.7	
2	6.0	11.2	8.4	7.2	8.2	
3	2.4	4.3	4.5	3.2	3.6	
4	3.0	6.7	5.2	3.4	4.6	
N of Valid	1006	959	927	824	3716	
N of Miss	27	18	11	15	71	

Table 54: Think of your four best friends (the friends you feel closest to). In the past year (12 months), how many of your best friends have: liked school?






Response	6	8	10	12	Total	
0	18.0	25.3	31.4	28.7	25.6	
1	12.7	14.1	13.5	15.1	13.8	
2	22.2	22.5	21.5	25.8	22.9	
3	20.0	18.3	16.2	15.8	17.7	
4	27.1	19.8	17.3	14.7	20.0	
N of Valid	993	956	924	823	3696	
N of Miss	40	21	14	16	91	

Table 55: Think of your four best friends (the friends you feel closest to). In the past year (12 months), how many of your best friends have: carried a handgun?






Response	6	8	10	12	Total	
0	95.2	89.9	91.1	89.1	91.4	
1	2.4	4.0	4.6	5.8	4.1	
2	0.7	2.8	1.8	1.5	1.7	
3	0.5	1.6	1.2	1.1	1.1	
4	1.2	1.8	1.3	2.5	1.7	
N of Valid	1002	957	929	825	3713	
N of Miss	31	20	9	14	74	

Table 56: Think of your four best friends (the friends you feel closest to). In the past year (12 months), how many of your best friends have: sold illegal drugs?






Response	6	8	10	12	Total	
0	98.1	91.6	81.4	76.2	87.4	
1	1.0	4.7	9.5	10.0	6.1	
2	0.2	2.2	4.1	7.2	3.2	
3	0.2	0.7	1.9	3.2	1.4	
4	0.5	0.7	3.0	3.5	1.9	
N of Valid	993	955	926	823	3697	
N of Miss	40	22	12	16	90	

Table 57: Think of your four best friends (the friends you feel closest to). In the past year (12 months), how many of your best friends have: regularly attended religious services?






Response	6	8	10	12	Total	
0	20.4	11.6	13.0	14.3	14.9	
1	9.9	13.1	13.7	19.7	13.9	
2	15.3	19.5	19.7	21.4	18.9	
3	17.8	20.2	20.5	21.3	19.9	
4	36.5	35.7	33.1	23.3	32.5	
N of Valid	966	956	925	823	3670	
N of Miss	67	21	13	16	117	

Table 58: Think of your four best friends (the friends you feel closest to). In the past year (12 months), how many of your best friends have: stolen or tried to steal a motor vehicle such as a car or motorcycle?






Response	6	8	10	12	Total	
0	96.3	95.3	91.8	95.2	94.7	
1	2.1	2.7	5.2	2.4	3.1	
2	0.9	0.9	1.2	1.2	1.0	
3	0.4	0.4	0.8	0.1	0.4	
4	0.3	0.6	1.1	1.1	0.8	
N of Valid	1000	957	930	828	3715	
N of Miss	33	20	8	11	72	

Table 59: Think of your four best friends (the friends you feel closest to). In the past year (12 months), how many of your best friends have: been arrested?






Response	6	8	10	12	Total	
0	92.2	75.0	71.9	69.4	77.6	
1	4.6	14.5	13.1	15.8	11.8	
2	2.0	5.7	8.3	8.7	6.0	
3	0.5	2.0	3.4	2.9	2.2	
4	0.7	2.9	3.2	3.1	2.4	
N of Valid	1004	955	929	827	3715	
N of Miss	29	22	9	12	72	

Table 60: Think of your four best friends (the friends you feel closest to). In the past year (12 months), how many of your best friends have: dropped out of school?






Response	6	8	10	12	Total	
0	96.0	94.6	89.0	86.1	91.7	
1	2.9	3.7	7.5	8.9	5.6	
2	0.4	1.0	1.9	3.4	1.6	
3	0.4	0.2	0.6	0.8	0.5	
4	0.3	0.5	0.9	0.7	0.6	
N of Valid	999	958	930	829	3716	
N of Miss	34	19	8	10	71	

Table 61: Think of your four best friends (the friends you feel closest to). In the past year (12 months), how many of your best friends have: been members of a gang?






Response	6	8	10	12	Total	
0	91.0	77.4	82.4	89.1	84.9	
1	3.8	9.4	7.1	5.2	6.4	
2	1.4	4.9	2.9	1.1	2.6	
3	1.0	2.3	1.3	1.4	1.5	
4	2.8	6.0	6.3	3.1	4.6	
N of Valid	1001	959	930	828	3718	
N of Miss	32	18	8	11	69	



Table 62: What are the chances you would be seen as cool if you: smoked cigarettes?






Response	6	8	10	12	Total	
No or very little chance	85.1	70.8	59.9	51.4	67.6	
Little chance	8.7	17.5	19.0	24.8	17.2	
Some chance	2.9	7.2	13.6	16.4	9.7	
Pretty good chance	1.6	2.8	5.0	4.8	3.5	
Very good chance	1.6	1.7	2.6	2.5	2.1	
N of Valid	989	954	927	825	3695	
N of Miss	44	23	11	14	92	

Table 63: What are the chances you would be seen as cool if you: worked hard at school?






Response	6	8	10	12	Total	
No or very little chance	10.0	13.7	14.4	14.6	13.1	
Little chance	7.7	13.4	20.2	19.2	14.9	
Some chance	19.6	26.1	31.1	33.9	27.3	
Pretty good chance	22.6	24.6	19.2	21.9	22.1	
Very good chance	40.1	22.2	15.2	10.3	22.6	
N of Valid	997	950	923	826	3696	
N of Miss	36	27	15	13	91	

Table 64: What are the chances you would be seen as cool if you: began drinking alcoholic beverages regularly, that is, at least once or twice a month?






Response	6	8	10	12	Total	
No or very little chance	83.3	60.0	36.2	25.7	52.7	
Little chance	8.4	16.5	18.2	15.7	14.6	
Some chance	4.4	11.1	20.0	23.0	14.2	
Pretty good chance	2.4	8.1	17.8	23.5	12.4	
Very good chance	1.4	4.3	7.8	12.1	6.1	
N of Valid	996	956	925	826	3703	
N of Miss	37	21	13	13	84	

Table 65: What are the chances you would be seen as cool if you: defended someone who was being verbally abused at school?


Response	6	8	10	12	Total	
No or very little chance	16.7	15.7	11.5	9.1	13.5	
Little chance	9.8	11.2	15.9	16.0	13.0	
Some chance	18.0	23.1	28.7	30.6	24.8	
Pretty good chance	20.9	24.8	25.8	27.8	24.7	
Very good chance	34.6	25.3	18.1	16.6	24.1	
N of Valid	990	957	927	821	3695	
N of Miss	43	20	11	18	92	

Table 66: What are the chances you would be seen as cool if you: smoked marijuana?


Response	6	8	10	12	Total	
No or very little chance	90.7	75.1	56.6	42.6	67.4	
Little chance	4.1	9.9	14.9	20.9	12.0	
Some chance	1.9	7.2	12.9	19.6	10.0	
Pretty good chance	1.7	4.8	8.5	9.5	5.9	
Very good chance	1.5	3.0	7.2	7.4	4.6	
N of Valid	991	959	922	823	3695	
N of Miss	42	18	16	16	92	

Table 67: What are the chances you would be seen as cool if you: carried a handgun?


Response	6	8	10	12	Total	
No or very little chance	85.9	77.0	75.6	76.4	78.9	
Little chance	6.8	11.3	11.4	11.5	10.2	
Some chance	3.7	4.8	5.7	5.7	4.9	
Pretty good chance	1.9	3.7	4.7	3.6	3.5	
Very good chance	1.7	3.2	2.5	2.7	2.5	
N of Valid	986	956	927	823	3692	
N of Miss	47	21	11	16	95	

Table 68: What are the chances you would be seen as cool if you: regularly volunteered to do community service?






Response	6	8	10	12	Total	
No or very little chance	23.8	31.1	31.2	28.6	28.6	
Little chance	16.3	20.1	23.9	23.8	20.9	
Some chance	22.3	23.9	25.4	27.0	24.5	
Pretty good chance	17.5	14.7	12.9	12.2	14.5	
Very good chance	20.1	10.1	6.6	8.5	11.5	
N of Valid	992	957	927	823	3699	
N of Miss	41	20	11	16	88	

Table 69: How old were you when you first: smoked marijuana?










Response	6	8	10	12	Total	
Never	98.8	90.9	76.2	60.1	82.6	
10 or younger	0.4	0.8	0.8	1.4	0.8	
11	0.5	1.1	1.6	1.8	1.2	
12	0.2	3.1	3.3	2.0	2.1	
13	0.1	3.6	3.9	3.5	2.7	
14	0.0	0.3	6.7	7.0	3.3	
15	0.0	0.0	6.2	8.4	3.4	
16	0.0	0.0	1.2	10.2	2.6	
17 or older	0.0	0.1	0.1	5.5	1.3	
N of Valid	1019	971	930	832	3752	
N of Miss	14	6	8	7	35	

Table 70: How old were you when you first: smoked a cigarette, even just a puff?










Response	6	8	10	12	Total	
Never	90.5	75.6	59.0	46.9	69.2	
10 or younger	5.9	7.3	9.3	8.5	7.7	
11	2.8	4.8	4.3	3.4	3.8	
12	0.9	6.0	4.3	4.7	3.9	
13	0.0	4.9	7.7	5.8	4.4	
14	0.0	1.0	7.3	6.3	3.5	
15	0.0	0.3	7.1	8.2	3.7	
16	0.0	0.1	0.9	9.7	2.4	
17 or older	0.0	0.0	0.1	6.6	1.5	
N of Valid	1018	967	927	832	3744	
N of Miss	15	10	11	7	43	

Table 71: How old were you when you first: had more than a sip or two of beer, wine or hard liquor (for example, vodka, whiskey, or gin)?










Response	6	8	10	12	Total	
Never	80.0	54.6	39.5	24.6	51.1	
10 or younger	12.7	13.4	9.4	8.3	11.1	
11	5.7	6.9	2.7	3.6	4.8	
12	1.6	10.8	5.9	4.1	5.6	
13	0.0	11.4	12.6	8.4	7.9	
14	0.0	2.5	14.2	11.0	6.6	
15	0.0	0.3	13.3	15.8	6.9	
16	0.0	0.0	2.1	15.7	4.0	
17 or older	0.0	0.1	0.3	8.4	2.0	
N of Valid	1014	965	932	829	3740	
N of Miss	19	12	6	10	47	

Table 72: How old were you when you first: began drinking alcoholic beverages regularly, that is, at least once or twice a month?










Response	6	8	10	12	Total	
Never	97.9	88.8	74.0	56.5	80.4	
10 or younger	0.7	0.9	1.2	0.5	0.8	
11	0.9	1.1	0.6	0.5	0.8	
12	0.4	3.0	0.9	0.8	1.3	
13	0.0	4.3	3.2	2.3	2.4	
14	0.0	1.5	6.8	4.6	3.1	
15	0.0	0.2	10.0	9.1	4.6	
16	0.0	0.0	3.1	14.6	4.0	
17 or older	0.1	0.1	0.2	11.0	2.6	
N of Valid	1014	970	930	833	3747	
N of Miss	19	7	8	6	40	

Table 73: How old were you when you first: used phenoxydine (pox, px, breeze)?


Response	6	8	10	12	Total	
Never	100.0	100.0	100.0	100.0	100.0	
10 or younger	0.0	0.0	0.0	0.0	0.0	
11	0.0	0.0	0.0	0.0	0.0	
12	0.0	0.0	0.0	0.0	0.0	
13	0.0	0.0	0.0	0.0	0.0	
14	0.0	0.0	0.0	0.0	0.0	
15	0.0	0.0	0.0	0.0	0.0	
16	0.0	0.0	0.0	0.0	0.0	
17 or older	0.0	0.0	0.0	0.0	0.0	
N of Valid	990	962	929	831	3712	
N of Miss	43	15	9	8	75	

Table 74: How old were you when you first: got suspended from school?










Response	6	8	10	12	Total	
Never	90.1	78.3	80.1	79.6	82.2	
10 or younger	6.0	6.4	4.8	4.9	5.6	
11	2.8	3.6	2.3	1.4	2.6	
12	1.0	5.9	1.5	1.3	2.5	
13	0.1	4.7	3.3	2.4	2.6	
14	0.0	0.9	4.4	3.0	2.0	
15	0.1	0.1	3.1	2.5	1.4	
16	0.0	0.0	0.5	2.9	0.8	
17 or older	0.0	0.0	0.0	1.9	0.4	
N of Valid	1018	963	933	835	3749	
N of Miss	15	14	5	4	38	

Table 75: How old were you when you first: got arrested?










Response	6	8	10	12	Total	
Never	98.2	91.8	90.1	86.7	92.0	
10 or younger	0.4	0.7	0.5	0.7	0.6	
11	1.2	0.7	0.3	0.1	0.6	
12	0.2	1.9	0.9	1.2	1.0	
13	0.0	3.8	1.8	1.1	1.7	
14	0.0	0.8	2.3	1.3	1.1	
15	0.0	0.1	3.3	2.5	1.4	
16	0.0	0.0	0.5	4.2	1.1	
17 or older	0.0	0.1	0.2	2.2	0.6	
N of Valid	1014	968	927	832	3741	
N of Miss	19	9	11	7	46	

Table 76: How old were you when you first: carried a handgun?










Response	6	8	10	12	Total	
Never	97.1	93.9	94.6	94.0	95.0	
10 or younger	1.8	1.9	0.6	0.4	1.2	
11	1.0	1.0	0.2	0.6	0.7	
12	0.1	0.8	1.1	0.7	0.7	
13	0.0	1.6	0.5	0.5	0.6	
14	0.0	0.7	1.2	0.5	0.6	
15	0.0	0.1	1.1	1.3	0.6	
16	0.0	0.0	0.5	1.2	0.4	
17 or older	0.0	0.0	0.1	0.8	0.2	
N of Valid	1012	961	924	832	3729	
N of Miss	21	16	14	7	58	

Table 77: How old were you when you first: attacked someone with the idea of seriously hurting them?










Response	6	8	10	12	Total	
Never	89.2	79.6	78.8	79.5	82.0	
10 or younger	5.7	6.8	5.0	4.0	5.4	
11	4.0	3.2	1.5	1.6	2.6	
12	1.0	4.1	2.8	1.6	2.4	
13	0.1	4.8	1.5	2.2	2.1	
14	0.0	1.3	5.6	2.5	2.3	
15	0.0	0.1	3.9	3.5	1.8	
16	0.0	0.0	0.9	3.1	0.9	
17 or older	0.0	0.0	0.1	2.0	0.5	
N of Valid	1015	971	932	831	3749	
N of Miss	18	6	6	8	38	

Table 78: How old were you when you first: belonged to a gang?










Response	6	8	10	12	Total	
Never	96.6	93.1	93.0	95.0	94.5	
10 or younger	1.3	1.2	1.1	1.0	1.1	
11	0.9	0.5	0.1	0.2	0.5	
12	1.0	1.3	1.0	0.5	1.0	
13	0.1	3.2	0.8	0.5	1.1	
14	0.0	0.5	2.0	0.5	0.7	
15	0.0	0.1	1.7	1.1	0.7	
16	0.0	0.0	0.2	0.8	0.2	
17 or older	0.1	0.0	0.1	0.5	0.2	
N of Valid	1013	972	931	834	3750	
N of Miss	20	5	7	5	37	

Table 79: How wrong do you think it is for someone your age to: take a handgun to school?





Response	6	8	10	12	Total	
Very wrong	91.7	84.1	87.3	89.5	88.1	
Wrong	6.8	11.8	9.4	7.5	8.9	
A little bit wrong	1.1	3.1	2.2	2.3	2.2	
Not wrong at all	0.5	1.0	1.1	0.7	0.8	
N of Valid	1020	967	934	832	3753	
N of Miss	13	10	4	7	34	

Table 80: How wrong do you think it is for someone your age to: steal anything worth more than \$5?





Response	6	8	10	12	Total	
Very wrong	66.9	50.2	50.0	53.9	55.5	
Wrong	27.2	35.6	36.4	32.2	32.8	
A little bit wrong	5.3	12.0	11.2	11.6	9.9	
Not wrong at all	0.6	2.2	2.5	2.3	1.8	
N of Valid	1017	964	932	827	3740	
N of Miss	16	13	6	12	47	



Table 81: How wrong do you think it is for someone your age to: pick a fight with someone?





Response	6	8	10	12	Total	
Very wrong	57.1	32.6	30.2	33.5	38.9	
Wrong	30.2	36.1	35.1	35.3	34.1	
A little bit wrong	10.4	24.6	27.7	25.8	21.8	
Not wrong at all	2.2	6.6	7.1	5.3	5.2	
N of Valid	1015	963	932	829	3739	
N of Miss	18	14	6	10	48	

Table 82: How wrong do you think it is for someone your age to: attack someone with the idea of seriously hurting them?





Response	6	8	10	12	Total	
Very wrong	83.7	64.5	58.7	60.4	67.3	
Wrong	11.2	22.3	25.3	25.8	20.8	
A little bit wrong	3.6	9.0	11.4	10.4	8.4	
Not wrong at all	1.5	4.2	4.5	3.5	3.4	
N of Valid	1016	968	928	830	3742	
N of Miss	17	9	10	9	45	

Table 83: How wrong do you think it is for someone your age to: stay away from school all day when their parents think they are at school?





Response	6	8	10	12	Total	
Very wrong	82.2	57.8	37.9	28.3	53.0	
Wrong	12.9	25.9	35.2	35.4	26.8	
A little bit wrong	3.6	13.1	22.2	28.6	16.2	
Not wrong at all	1.3	3.2	4.6	7.7	4.0	
N of Valid	1017	967	931	830	3745	
N of Miss	16	10	7	9	42	

Table 84: How wrong do you think it is for someone your age to: drink beer, wine or hard liquor (for example, vodka, whiskey, or gin) regularly?





Response	6	8	10	12	Total	
Very wrong	88.6	61.7	40.0	28.6	56.3	
Wrong	6.3	19.6	25.2	24.2	18.4	
A little bit wrong	4.1	12.7	22.0	29.6	16.4	
Not wrong at all	1.0	6.0	12.8	17.6	8.9	
N of Valid	1017	969	929	831	3746	
N of Miss	16	8	9	8	41	

Table 85: How wrong do you think it is for someone your age to: smoke cigarettes?





Response	6	8	10	12	Total	
Very wrong	90.3	70.3	49.1	33.6	62.3	
Wrong	7.4	16.8	25.3	24.7	18.1	
A little bit wrong	1.9	8.6	14.7	21.5	11.2	
Not wrong at all	0.5	4.3	10.9	20.2	8.4	
N of Valid	1017	967	929	831	3744	
N of Miss	16	10	9	8	43	

Table 86: How wrong do you think it is for someone your age to: smoke marijuana?





Response	6	8	10	12	Total	
Very wrong	96.5	81.8	64.9	50.4	74.6	
Wrong	2.8	8.5	16.9	20.6	11.7	
A little bit wrong	0.2	5.6	8.9	13.5	6.7	
Not wrong at all	0.6	4.1	9.3	15.5	7.0	
N of Valid	1017	967	931	830	3745	
N of Miss	16	10	7	9	42	

Table 87: How wrong do you think it is for someone your age to: use LSD, cocaine, amphetamines or another illegal drug?





Response	6	8	10	12	Total	
Very wrong	97.7	92.3	87.4	82.3	90.3	
Wrong	1.6	4.8	7.2	8.7	5.4	
A little bit wrong	0.2	1.7	3.3	5.5	2.5	
Not wrong at all	0.5	1.2	2.0	3.5	1.7	
N of Valid	1011	967	931	830	3739	
N of Miss	22	10	7	9	48	

Table 88: At school during the past 12 months, did you receive help from the resource teacher, speech therapist or other special education teacher?



Response	6	8	10	12	Total	
No	83.2	88.8	89.1	92.7	88.3	
Yes	16.8	11.2	10.9	7.3	11.7	
N of Valid	877	875	863	763	3378	
N of Miss	156	102	75	76	409	

Table 89: How many times have you done the following things? done what feels good no matter what.







Response	6	8	10	12	Total	
Never	37.4	27.9	26.0	15.5	27.2	
I've done it, but not in the past year	17.5	16.2	12.6	13.0	14.9	
Less than once a month	5.4	11.7	12.6	15.4	11.1	
About once a month	7.9	10.6	11.4	12.5	10.5	
2 or 3 times a month	8.6	12.4	12.1	15.5	12.0	
Once a week or more	23.2	21.2	25.2	28.1	24.3	
N of Valid	984	961	926	818	3689	
N of Miss	49	16	12	21	98	

Table 90: How many times have you done the following things? done something dangerous because someone dared you to do it.

Response	6	8	10	12	Total	
Never	69.9	47.6	40.1	38.8	49.8	
I've done it, but not in the past year	19.5	25.7	25.4	23.0	23.4	
Less than once a month	4.5	8.2	14.6	18.2	11.0	
About once a month	2.0	6.5	8.7	9.4	6.5	
2 or 3 times a month	2.1	7.0	6.3	6.1	5.3	
Once a week or more	2.0	5.0	4.8	4.5	4.0	
N of Valid	1003	967	930	822	3722	
N of Miss	30	10	8	17	65	

Table 91: How many times have you done the following things? done crazy things even if they are a little dangerous.

Response	6	8	10	12	Total	
Never	54.6	29.5	24.3	20.0	32.9	
I've done it, but not in the past year	24.4	24.2	22.7	23.2	23.7	
Less than once a month	8.2	12.6	14.9	18.6	13.3	
About once a month	3.5	9.1	11.3	13.7	9.2	
2 or 3 times a month	3.8	9.7	12.8	13.0	9.6	
Once a week or more	5.6	14.8	14.0	11.4	11.4	
N of Valid	1004	966	930	822	3722	
N of Miss	29	11	8	17	65	

Table 92: How many times in the past year (12 months) have you: been suspended from school?








Response	6	8	10	12	Total	
Never	92.3	86.0	89.1	91.6	89.7	
1 to 2 times	6.3	11.3	9.3	7.3	8.6	
3 to 5 times	1.0	2.1	1.1	0.7	1.2	
6 to 9 times	0.2	0.3	0.3	0.1	0.2	
10 to 19 times	0.1	0.2	0.0	0.1	0.1	
20 to 29 times	0.0	0.1	0.1	0.0	0.1	
30 to 39 times	0.0	0.0	0.0	0.0	0.0	
40+ times	0.1	0.0	0.1	0.1	0.1	
N of Valid	1016	974	934	832	3756	
N of Miss	17	3	4	7	31	

Table 93: How many times in the past year (12 months) have you: carried a handgun?









Response	6	8	10	12	Total	
Never	97.2	93.1	95.5	94.1	95.0	
1 to 2 times	1.5	3.2	2.4	2.4	2.3	
3 to 5 times	0.7	1.3	1.0	1.0	1.0	
6 to 9 times	0.1	1.0	0.3	0.5	0.5	
10 to 19 times	0.1	0.5	0.2	0.7	0.4	
20 to 29 times	0.2	0.3	0.0	0.1	0.2	
30 to 39 times	0.0	0.1	0.0	0.1	0.1	
40+ times	0.2	0.4	0.6	1.1	0.6	
N of Valid	1017	972	931	831	3751	
N of Miss	16	5	7	8	36	

Table 94: How many times in the past year (12 months) have you: sold illegal drugs?









Response	6	8	10	12	Total	
Never	99.8	97.9	92.7	90.1	95.4	
1 to 2 times	0.2	1.4	2.8	3.4	1.9	
3 to 5 times	0.0	0.1	1.4	1.3	0.7	
6 to 9 times	0.0	0.2	1.1	1.2	0.6	
10 to 19 times	0.0	0.0	0.5	1.1	0.4	
20 to 29 times	0.0	0.1	0.1	0.4	0.1	
30 to 39 times	0.0	0.1	0.2	0.2	0.1	
40+ times	0.0	0.2	1.1	2.3	0.8	
N of Valid	1003	957	923	825	3708	
N of Miss	30	20	15	14	79	

Table 95: How many times in the past year (12 months) have you: stolen or tried to steal a motor vehicle such as a car or motorcycle?








Response	6	8	10	12	Total	
Never	99.3	98.6	97.2	97.8	98.3	
1 to 2 times	0.5	0.6	1.7	1.4	1.0	
3 to 5 times	0.1	0.2	0.3	0.2	0.2	
6 to 9 times	0.1	0.2	0.1	0.1	0.1	
10 to 19 times	0.0	0.2	0.2	0.1	0.1	
20 to 29 times	0.0	0.1	0.1	0.0	0.1	
30 to 39 times	0.0	0.0	0.0	0.0	0.0	
40+ times	0.0	0.1	0.3	0.2	0.2	
N of Valid	1016	970	930	828	3744	
N of Miss	17	7	8	11	43	

Table 96: How many times in the past year (12 months) have you: participated in clubs, organizations or activities at school?









Response	6	8	10	12	Total	
Never	28.6	20.5	21.9	14.6	21.7	
1 to 2 times	28.1	22.5	17.4	15.7	21.2	
3 to 5 times	17.5	15.2	12.9	14.2	15.0	
6 to 9 times	8.8	8.6	9.8	10.6	9.4	
10 to 19 times	5.6	8.2	7.1	10.0	7.6	
20 to 29 times	3.5	3.7	6.0	6.9	4.9	
30 to 39 times	0.8	2.9	2.9	2.8	2.3	
40+ times	7.1	18.5	22.1	25.2	17.8	
N of Valid	1011	969	932	829	3741	
N of Miss	22	8	6	10	46	

Table 97: How many times in the past year (12 months) have you: been arrested?







Response	6	8	10	12	Total	
Never	97.9	92.7	91.1	91.6	93.5	
1 to 2 times	1.7	5.3	7.2	6.9	5.1	
3 to 5 times	0.2	1.4	1.3	1.0	1.0	
6 to 9 times	0.0	0.4	0.1	0.2	0.2	
10 to 19 times	0.0	0.1	0.1	0.0	0.1	
20 to 29 times	0.0	0.0	0.0	0.0	0.0	
30 to 39 times	0.0	0.0	0.0	0.1	0.0	
40+ times	0.2	0.1	0.2	0.2	0.2	
N of Valid	1010	969	932	830	3741	
N of Miss	23	8	6	9	46	

Table 98: How many times in the past year (12 months) have you: done extra work on your own for school?









Response	6	8	10	12	Total	
Never	30.1	31.5	30.4	26.5	29.8	
1 to 2 times	30.5	25.0	25.5	19.8	25.5	
3 to 5 times	15.8	15.1	13.8	15.9	15.1	
6 to 9 times	8.6	11.0	9.5	11.1	10.0	
10 to 19 times	4.4	6.8	8.3	8.6	6.9	
20 to 29 times	2.9	3.7	4.6	6.7	4.4	
30 to 39 times	1.9	1.3	1.8	3.7	2.1	
40+ times	5.8	5.5	6.1	7.7	6.2	
N of Valid	1005	967	929	830	3731	
N of Miss	28	10	9	9	56	

Table 99: How many times in the past year (12 months) have you: attacked someone with the idea of seriously hurting them?









Response	6	8	10	12	Total	
Never	89.5	82.1	81.6	86.3	84.9	
1 to 2 times	8.0	12.5	12.2	9.4	10.5	
3 to 5 times	1.1	2.0	3.4	1.4	2.0	
6 to 9 times	0.4	2.1	1.4	1.1	1.2	
10 to 19 times	0.4	0.3	0.4	1.0	0.5	
20 to 29 times	0.2	0.3	0.4	0.1	0.3	
30 to 39 times	0.1	0.2	0.0	0.2	0.1	
40+ times	0.3	0.5	0.5	0.5	0.5	
N of Valid	1013	969	933	831	3746	
N of Miss	20	8	5	8	41	



Table 100: How many times in the past year (12 months) have you: been drunk or high at school?


Response	6	8	10	12	Total	
Never	97.7	92.6	85.4	79.4	89.3	
1 to 2 times	1.5	4.5	6.6	9.0	5.2	
3 to 5 times	0.4	1.4	3.0	2.9	1.9	
6 to 9 times	0.1	0.6	0.6	2.0	0.8	
10 to 19 times	0.2	0.3	0.9	1.4	0.7	
20 to 29 times	0.1	0.3	0.9	1.1	0.6	
30 to 39 times	0.0	0.1	0.9	0.6	0.4	
40+ times	0.0	0.1	1.8	3.5	1.3	
N of Valid	1011	968	931	831	3741	
N of Miss	22	9	7	8	46	

Table 101: How many times in the past year (12 months) have you: volunteered to do community service?

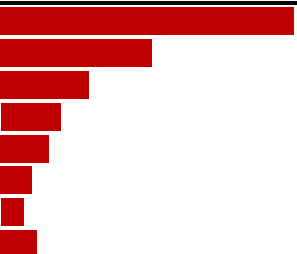
Response	6	8	10	12	Total	
Never	49.3	49.6	48.2	34.9	45.9	
1 to 2 times	27.9	24.0	19.2	17.2	22.4	
3 to 5 times	10.7	10.4	11.4	15.9	12.0	
6 to 9 times	5.1	6.8	7.3	10.5	7.3	
10 to 19 times	2.9	4.1	5.8	9.6	5.4	
20 to 29 times	0.5	2.1	3.1	4.9	2.5	
30 to 39 times	0.8	0.9	1.2	1.8	1.1	
40+ times	2.9	2.1	3.8	5.1	3.4	
N of Valid	1011	968	931	830	3740	
N of Miss	22	9	7	9	47	

Table 102: How many times in the past year (12 months) have you: taken a handgun to school?






Response	6	8	10	12	Total	
Never	99.5	99.3	99.2	99.0	99.3	
1 to 2 times	0.5	0.4	0.4	0.1	0.4	
3 to 5 times	0.0	0.1	0.1	0.0	0.1	
6 to 9 times	0.0	0.0	0.0	0.2	0.1	
10 to 19 times	0.0	0.0	0.1	0.0	0.0	
20 to 29 times	0.0	0.0	0.0	0.0	0.0	
30 to 39 times	0.0	0.1	0.0	0.0	0.0	
40+ times	0.0	0.1	0.1	0.6	0.2	
N of Valid	1013	971	931	830	3745	
N of Miss	20	6	7	9	42	

Table 103: Are you currently on probation, or assigned a probation officer with Juvenile Court?



Response	6	8	10	12	Total	
No	98.2	94.9	94.2	96.0	95.9	
Yes	1.8	5.1	5.8	4.0	4.1	
N of Valid	993	967	934	829	3723	
N of Miss	40	10	4	10	64	

Table 104: Have you ever belonged to a gang?






Response	6	8	10	12	Total	
No	93.4	89.9	87.5	92.5	90.8	
No, but would like to	0.9	1.2	2.6	1.3	1.5	
Yes, in the past	4.3	3.5	4.7	3.4	4.0	
Yes, belong now	1.2	4.5	4.6	2.4	3.2	
Yes, but would like to get out	0.2	0.8	0.6	0.4	0.5	
N of Valid	1012	969	934	831	3746	
N of Miss	21	8	4	8	41	

Table 105: If you have ever belonged to a gang, did that gang have a name?

Response	6	8	10	12	Total	
No	7.0	4.8	6.1	7.8	6.4	
Yes	4.9	9.2	10.0	6.0	7.5	
I have never belonged to a gang	88.1	86.1	83.9	86.2	86.1	
N of Valid	1008	968	920	816	3712	
N of Miss	25	9	18	23	75	

Table 106: You're looking at CD's in a music store with a friend. You look up and see her slip a CD under her coat. She smiles and says 'Which one do you want? Go ahead, take it while nobody's around.' There is nobody in sight, no employees and no other customers. What would you do now?

Response	6	8	10	12	Total	
Ignore her	11.3	16.8	21.2	26.1	18.4	
Grab a CD and leave the store	1.9	9.6	11.6	11.6	8.5	
Tell her to put the CD back	67.3	41.0	35.3	31.9	44.6	
Act like it is a joke, and ask her to put the CD back	19.5	32.7	32.0	30.5	28.5	
N of Valid	999	967	926	821	3713	
N of Miss	34	10	12	18	74	

Table 107: You are visiting another part of town, and you don't know any of the people your age there. You are walking down the street, and some teenager you don't know is walking toward you. He is about your size, and as he is about to pass you, he deliberately bumps into you and you almost lose your balance. What would you say or do?

Response	6	8	10	12	Total	
Push the person back	10.8	19.6	18.4	13.1	15.5	
Say 'Excuse me' and keep on walking	62.8	43.5	44.6	49.6	50.3	
Say 'Watch where you are going' and keep on walking	22.1	27.6	25.6	24.8	25.0	
Swear at the person and walk away	4.2	9.3	11.4	12.5	9.2	
N of Valid	989	964	923	818	3694	
N of Miss	44	13	15	21	93	

Table 108: You are at a party at someone's house, and one of your friends offers you a drink containing alcohol. What would you say or do?

Response	6	8	10	12	Total	
Drink it	4.4	20.5	35.6	47.2	25.9	
Tell your friend, 'No thanks, I don't drink' and suggest that you and your friend go and do something else	50.8	34.5	26.3	17.0	32.9	
Just say, 'No thanks' and walk away	27.2	30.0	30.5	31.3	29.7	
Make up a good excuse, tell your friend you had something else to do, and leave	17.5	15.1	7.6	4.6	11.5	
N of Valid	992	963	927	825	3707	
N of Miss	41	14	11	14	80	

Table 109: It's 8:00 on a weeknight and you are about to go over to a friend's home when your mother asks you where you are going. You say 'Oh, just going to go hang out with some friends.' She says, 'No, you'll just get into trouble if you go out. Stay home tonight.' What would you do now?

Response	6	8	10	12	Total	
Leave the house anyway	3.2	6.6	6.8	8.9	6.2	
Explain what you are going to do with your friends, tell her when you will get home, and ask if you can go out	57.4	65.1	73.5	75.1	67.4	
Not say anything and start watching TV	35.1	18.3	9.8	7.6	18.3	
Get into an argument with her	4.4	10.0	9.9	8.4	8.1	
N of Valid	984	961	927	819	3691	
N of Miss	49	16	11	20	96	

Table 110: How often do you attend religious services or activities?

Response	6	8	10	12	Total	
Never	13.6	8.1	10.0	13.5	11.2	
Rarely	18.7	18.8	20.4	22.3	19.9	
1-2 Times a Month	12.2	14.8	13.5	14.2	13.6	
About Once a Week or More	55.6	58.3	56.1	50.0	55.2	
N of Valid	970	964	927	824	3685	
N of Miss	63	13	11	15	102	

Table 111: I do the opposite of what people tell me, just to get them mad.





Response	6	8	10	12	Total	
Very False	55.2	37.5	38.9	43.6	43.9	
Somewhat False	27.1	31.6	32.7	30.4	30.4	
Somewhat True	15.2	27.2	24.9	23.6	22.7	
Very True	2.6	3.7	3.5	2.4	3.1	
N of Valid	979	966	926	822	3693	
N of Miss	54	11	12	17	94	

Table 112: I like to see how much I can get away with.





Response	6	8	10	12	Total	
Very False	61.6	37.8	29.7	32.6	40.9	
Somewhat False	22.4	25.9	27.3	28.6	25.9	
Somewhat True	12.9	27.7	34.8	31.6	26.4	
Very True	3.1	8.6	8.2	7.2	6.7	
N of Valid	981	963	926	824	3694	
N of Miss	52	14	12	15	93	

Table 113: I ignore rules that get in my way.





Response	6	8	10	12	Total	
Very False	67.4	42.9	31.7	33.3	44.5	
Somewhat False	20.8	27.8	35.1	33.7	29.1	
Somewhat True	9.0	23.1	27.8	28.1	21.7	
Very True	2.8	6.2	5.4	4.9	4.8	
N of Valid	975	957	921	819	3672	
N of Miss	58	20	17	20	115	

Table 114: I think sometimes it's okay to cheat at school.





Response	6	8	10	12	Total	
NO!	72.2	40.0	21.3	13.8	38.1	
no	20.6	35.2	35.4	35.1	31.3	
yes	6.6	21.3	35.8	42.1	25.6	
YES!	0.6	3.5	7.5	9.0	4.9	
N of Valid	986	964	924	824	3698	
N of Miss	47	13	14	15	89	

Table 115: It is important to think before you act.





Response	6	8	10	12	Total	
NO!	2.1	2.4	1.5	0.9	1.8	
no	4.0	5.5	4.2	2.3	4.1	
yes	28.2	39.3	41.2	40.0	37.0	
YES!	65.6	52.8	53.1	56.8	57.2	
N of Valid	989	959	923	822	3693	
N of Miss	44	18	15	17	94	

Table 116: Sometimes I think that life is not worth it.





Response	6	8	10	12	Total	
NO!	58.8	45.5	45.1	47.6	49.4	
no	21.0	23.6	26.4	25.8	24.1	
yes	15.5	21.4	19.2	19.9	19.0	
YES!	4.7	9.5	9.3	6.7	7.6	
N of Valid	959	955	916	819	3649	
N of Miss	74	22	22	20	138	

Table 117: At times I think I am no good at all.





Response	6	8	10	12	Total	
NO!	39.8	28.0	31.6	33.3	33.2	
no	24.0	29.8	26.7	29.6	27.5	
yes	26.3	29.5	31.0	29.4	29.0	
YES!	9.9	12.7	10.8	7.7	10.4	
N of Valid	967	955	919	820	3661	
N of Miss	66	22	19	19	126	

Table 118: All in all, I am inclined to think that I am a failure.





Response	6	8	10	12	Total	
NO!	61.6	47.8	47.7	50.5	52.0	
no	25.2	33.7	33.6	34.1	31.6	
yes	8.9	11.6	13.7	11.6	11.4	
YES!	4.3	6.9	5.0	3.8	5.0	
N of Valid	954	952	919	820	3645	
N of Miss	79	25	19	19	142	

Table 119: In the past year, have you felt depressed or sad MOST days, even if you felt okay sometimes?





Response	6	8	10	12	Total	
NO!	34.6	29.9	31.6	33.1	32.3	
no	24.9	24.1	28.1	28.5	26.3	
yes	27.2	28.3	25.8	25.1	26.7	
YES!	13.2	17.7	14.4	13.3	14.7	
N of Valid	967	958	921	821	3667	
N of Miss	66	19	17	18	120	

Table 120: It is all right to beat up people if they start the fight.

Response	6	8	10	12	Total	
NO!	57.3	28.8	22.4	22.9	33.4	
no	19.7	23.1	24.5	24.8	23.0	
yes	13.2	24.7	28.3	26.9	23.1	
YES!	9.8	23.4	24.8	25.3	20.6	
N of Valid	973	958	921	821	3673	
N of Miss	60	19	17	18	114	

Table 121: I think it is okay to take something without asking if you can get away with it.

Response	6	8	10	12	Total	
NO!	82.6	57.9	50.3	51.0	61.0	
no	14.4	32.9	39.5	39.1	31.0	
yes	1.7	6.8	7.9	7.8	6.0	
YES!	1.3	2.4	2.3	2.1	2.0	
N of Valid	968	955	919	820	3662	
N of Miss	65	22	19	19	125	

Table 122: Sometimes we don't know what we will do as adults, but we may have an idea. Please answer how true these statements may be for you. WHEN I AM AN ADULT I WILL: smoke cigarettes.

Response	6	8	10	12	Total	
NO!	87.2	77.0	70.1	61.8	74.6	
no	9.7	17.3	18.9	21.1	16.5	
yes	2.5	4.7	7.9	11.9	6.5	
YES!	0.6	0.9	3.0	5.1	2.3	
N of Valid	977	954	921	823	3675	
N of Miss	56	23	17	16	112	



Table 123: Sometimes we don't know what we will do as adults, but we may have an idea. Please answer how true these statements may be for you. WHEN I AM AN ADULT I WILL: drink beer, wine, or liquor.





Response	6	8	10	12	Total	
NO!	64.6	34.6	25.1	16.3	36.1	
no	18.0	21.9	18.3	16.2	18.7	
yes	15.0	36.2	42.3	45.9	34.3	
YES!	2.5	7.3	14.2	21.7	11.0	
N of Valid	974	957	921	822	3674	
N of Miss	59	20	17	17	113	

Table 124: Sometimes we don't know what we will do as adults, but we may have an idea. Please answer how true these statements may be for you. WHEN I AM AN ADULT I WILL: smoke marijuana.





Response	6	8	10	12	Total	
NO!	94.8	83.7	73.9	64.6	79.9	
no	4.6	11.1	15.2	19.1	12.2	
yes	0.3	3.0	7.5	10.6	5.1	
YES!	0.3	2.1	3.5	5.7	2.8	
N of Valid	974	953	922	822	3671	
N of Miss	59	24	16	17	116	

Table 125: Sometimes we don't know what we will do as adults, but we may have an idea. Please answer how true these statements may be for you. WHEN I AM AN ADULT I WILL: use LSD, cocaine, amphetamines or another illegal drug.





Response	6	8	10	12	Total	
NO!	95.8	92.8	90.4	87.5	91.8	
no	4.0	6.2	7.8	9.5	6.7	
yes	0.0	0.7	1.5	2.1	1.0	
YES!	0.2	0.3	0.3	1.0	0.4	
N of Valid	977	955	923	823	3678	
N of Miss	56	22	15	16	109	

Table 126: How much do you think people risk harming themselves (physically or in other ways) if they: smoked one or more packs of cigarettes per day?


Response	6	8	10	12	Total	
No risk	8.2	5.2	2.2	2.7	4.7	
Slight risk	5.7	5.9	6.3	6.9	6.2	
Moderate risk	17.7	18.6	20.4	24.3	20.1	
Great risk	68.4	70.3	71.1	66.1	69.1	
N of Valid	963	954	917	822	3656	
N of Miss	70	23	21	17	131	

Table 127: How much do you think people risk harming themselves (physically or in other ways) if they: try marijuana once or twice?


Response	6	8	10	12	Total	
No risk	9.4	10.1	17.0	30.3	16.2	
Slight risk	17.2	23.5	28.8	30.0	24.6	
Moderate risk	29.4	30.4	26.3	21.6	27.1	
Great risk	44.0	36.0	28.0	18.1	32.1	
N of Valid	961	953	914	823	3651	
N of Miss	72	24	24	16	136	

Table 128: How much do you think people risk harming themselves (physically or in other ways) if they: smoke marijuana regularly?


Response	6	8	10	12	Total	
No risk	8.5	6.1	6.1	10.0	7.6	
Slight risk	3.6	5.1	11.4	17.8	9.2	
Moderate risk	10.1	11.8	18.9	23.5	15.8	
Great risk	77.7	76.9	63.7	48.8	67.4	
N of Valid	937	937	906	810	3590	
N of Miss	96	40	32	29	197	

Table 129: How much do you think people risk harming themselves (physically or in other ways) if they: take one or two drinks of an alcoholic beverage (beer, wine, liquor) nearly every day?

Response	6	8	10	12	Total	
No risk	12.0	10.1	10.4	12.2	11.1	
Slight risk	20.3	25.7	24.6	28.7	24.7	
Moderate risk	27.8	34.1	33.3	30.9	31.5	
Great risk	40.0	30.0	31.8	28.2	32.7	
N of Valid	961	952	916	822	3651	
N of Miss	72	25	22	17	136	

Table 130: How much do you think people risk harming themselves (physically or in other ways) if they: have five or more drinks once or twice each weekend?

Response	6	8	10	12	Total	
No risk	9.2	6.8	6.1	7.6	7.4	
Slight risk	9.9	12.4	13.3	20.7	13.8	
Moderate risk	22.3	25.7	32.0	30.1	27.4	
Great risk	58.6	55.1	48.7	41.7	51.4	
N of Valid	958	957	920	821	3656	
N of Miss	75	20	18	18	131	

Table 131: On how many occasions have you had alcoholic beverages (beer, wine or hard liquor) to drink in your lifetime - more than just a few sips?

Response	6	8	10	12	Total	
0	84.2	58.6	41.9	27.4	54.1	
1-2	10.4	16.3	15.0	11.1	13.3	
3-5	1.9	9.7	12.5	10.0	8.4	
6-9	2.2	4.8	6.4	8.1	5.3	
10-19	0.5	4.5	9.6	10.3	6.0	
20-39	0.6	3.3	6.7	11.1	5.2	
40+	0.2	2.8	7.9	21.9	7.7	
N of Valid	968	958	923	826	3675	
N of Miss	65	19	15	13	112	

Table 132: On how many occasions have you had beer, wine or hard liquor to drink during the past 30 days?








Response	6	8	10	12	Total	
0	95.9	84.6	71.9	56.3	78.0	
1-2	3.0	10.2	14.9	18.6	11.4	
3-5	0.8	2.4	7.1	11.7	5.3	
6-9	0.1	2.0	3.1	6.3	2.7	
10-19	0.0	0.6	1.5	5.0	1.7	
20-39	0.0	0.1	0.9	0.8	0.4	
40+	0.2	0.1	0.7	1.2	0.5	
N of Valid	968	958	921	826	3673	
N of Miss	65	19	17	13	114	

Table 133: On how many occasions have you used marijuana (grass, pot) or hashish (hash, hash oil) in your lifetime?








Response	6	8	10	12	Total	
0	98.7	90.1	76.2	62.7	82.7	
1-2	0.6	4.5	5.9	6.8	4.3	
3-5	0.4	1.2	4.9	5.1	2.8	
6-9	0.1	1.2	2.6	2.8	1.6	
10-19	0.2	1.0	2.2	6.1	2.2	
20-39	0.0	0.6	2.4	3.9	1.6	
40+	0.0	1.5	5.9	12.6	4.7	
N of Valid	968	956	919	824	3667	
N of Miss	65	21	19	15	120	

Table 134: On how many occasions have you used marijuana (grass, pot) or hashish (hash, hash oil) during the past 30 days?








Response	6	8	10	12	Total	
0	99.5	95.4	89.6	81.9	92.0	
1-2	0.4	2.4	4.7	5.5	3.1	
3-5	0.1	1.0	1.8	3.8	1.6	
6-9	0.0	0.3	1.1	1.8	0.8	
10-19	0.0	0.3	1.2	2.1	0.8	
20-39	0.0	0.2	0.4	1.8	0.6	
40+	0.0	0.3	1.2	3.2	1.1	
N of Valid	965	959	922	821	3667	
N of Miss	68	18	16	18	120	

Table 135: On how many occasions have you used LSD or other psychedelics in your lifetime?








Response	6	8	10	12	Total	
0	99.9	99.5	97.0	94.6	97.9	
1-2	0.0	0.4	1.6	3.2	1.2	
3-5	0.1	0.0	0.3	0.6	0.2	
6-9	0.0	0.0	0.4	0.7	0.3	
10-19	0.0	0.1	0.1	0.5	0.2	
20-39	0.0	0.0	0.2	0.2	0.1	
40+	0.0	0.0	0.3	0.1	0.1	
N of Valid	963	957	924	821	3665	
N of Miss	70	20	14	18	122	

Table 136: On how many occasions have you used LSD or other psychedelics during the past 30 days?


Response	6	8	10	12	Total	
0	99.9	99.8	99.2	98.9	99.5	
1-2	0.0	0.1	0.3	0.7	0.3	
3-5	0.1	0.1	0.2	0.4	0.2	
6-9	0.0	0.0	0.2	0.0	0.1	
10-19	0.0	0.0	0.0	0.0	0.0	
20-39	0.0	0.0	0.0	0.0	0.0	
40+	0.0	0.0	0.0	0.0	0.0	
N of Valid	962	956	922	823	3663	
N of Miss	71	21	16	16	124	

Table 137: On how many occasions have you used cocaine or crack in your lifetime?


Response	6	8	10	12	Total	
0	99.6	98.8	96.5	92.8	97.1	
1-2	0.2	0.9	2.4	2.9	1.6	
3-5	0.0	0.1	0.4	1.7	0.5	
6-9	0.0	0.0	0.1	0.7	0.2	
10-19	0.0	0.0	0.1	1.1	0.3	
20-39	0.1	0.0	0.2	0.4	0.2	
40+	0.1	0.1	0.2	0.4	0.2	
N of Valid	964	955	922	821	3662	
N of Miss	69	22	16	18	125	

Table 138: On how many occasions have you used cocaine or crack during the past 30 days?






Response	6	8	10	12	Total	
0	99.8	99.5	99.0	98.3	99.2	
1-2	0.2	0.3	0.5	1.0	0.5	
3-5	0.0	0.1	0.2	0.5	0.2	
6-9	0.0	0.0	0.1	0.0	0.0	
10-19	0.0	0.0	0.1	0.1	0.1	
20-39	0.0	0.0	0.0	0.0	0.0	
40+	0.0	0.1	0.0	0.1	0.1	
N of Valid	960	954	922	822	3658	
N of Miss	73	23	16	17	129	

Table 139: On how many occasions have you sniffed glue, breathed the contents of an aerosol spray can, or inhaled other gases or sprays, in order to get high in your lifetime?








Response	6	8	10	12	Total	
0	93.2	86.7	86.9	86.5	88.4	
1-2	4.4	7.4	7.3	6.8	6.4	
3-5	1.3	2.3	2.0	3.2	2.1	
6-9	0.4	1.0	1.5	1.3	1.1	
10-19	0.4	0.8	1.2	1.2	0.9	
20-39	0.1	0.6	0.3	0.5	0.4	
40+	0.2	1.0	0.9	0.5	0.7	
N of Valid	960	957	923	824	3664	
N of Miss	73	20	15	15	123	

Table 140: On how many occasions have you sniffed glue, breathed the contents of an aerosol spray can, or inhaled other gases or sprays, in order to get high during the past 30 days?








Response	6	8	10	12	Total	
0	97.3	95.0	96.1	97.4	96.4	
1-2	2.1	3.0	2.6	1.5	2.3	
3-5	0.2	1.0	1.0	0.9	0.8	
6-9	0.4	0.1	0.2	0.1	0.2	
10-19	0.0	0.4	0.0	0.1	0.1	
20-39	0.0	0.3	0.0	0.0	0.1	
40+	0.0	0.1	0.1	0.0	0.1	
N of Valid	955	956	925	822	3658	
N of Miss	78	21	13	17	129	

Table 141: On how many occasions have you used phenoxydine (pox, px, breeze) in your lifetime?


Response	6	8	10	12	Total	
0	100.0	100.0	100.0	100.0	100.0	
1-2	0.0	0.0	0.0	0.0	0.0	
3-5	0.0	0.0	0.0	0.0	0.0	
6-9	0.0	0.0	0.0	0.0	0.0	
10-19	0.0	0.0	0.0	0.0	0.0	
20-39	0.0	0.0	0.0	0.0	0.0	
40+	0.0	0.0	0.0	0.0	0.0	
N of Valid	945	954	922	821	3642	
N of Miss	88	23	16	18	145	



Table 142: On how many occasions have you used phenoxydine (pox, px, breeze) during the past 30 days?


Response	6	8	10	12	Total	
0	100.0	100.0	100.0	100.0	100.0	
1-2	0.0	0.0	0.0	0.0	0.0	
3-5	0.0	0.0	0.0	0.0	0.0	
6-9	0.0	0.0	0.0	0.0	0.0	
10-19	0.0	0.0	0.0	0.0	0.0	
20-39	0.0	0.0	0.0	0.0	0.0	
40+	0.0	0.0	0.0	0.0	0.0	
N of Valid	946	955	921	819	3641	
N of Miss	87	22	17	20	146	

Table 143: On how many occasions have you used sedatives (tranquilizers, such as Valium or Xanax, barbiturates, or sleeping pills) without a doctor telling you to take them, in your lifetime?








Response	6	8	10	12	Total	
0	95.3	89.2	83.0	78.3	86.8	
1-2	2.6	5.2	6.1	5.8	4.9	
3-5	0.9	1.8	4.1	4.7	2.8	
6-9	0.5	1.3	2.4	3.3	1.8	
10-19	0.3	1.0	2.2	2.7	1.5	
20-39	0.2	0.7	0.8	1.9	0.9	
40+	0.1	0.7	1.5	3.3	1.3	
N of Valid	953	955	922	823	3653	
N of Miss	80	22	16	16	134	

Table 144: On how many occasions have you used sedatives (tranquilizers, such as Valium or Xanax, barbiturates, or sleeping pills) without a doctor telling you to take them, during the past 30 days?


Response	6	8	10	12	Total	
0	97.8	95.6	93.8	90.1	94.5	
1-2	1.4	2.2	3.4	4.6	2.8	
3-5	0.5	0.8	1.5	2.2	1.2	
6-9	0.1	0.5	0.7	1.0	0.5	
10-19	0.1	0.5	0.3	1.2	0.5	
20-39	0.1	0.2	0.1	0.5	0.2	
40+	0.0	0.1	0.2	0.4	0.2	
N of Valid	951	954	921	822	3648	
N of Miss	82	23	17	17	139	

Table 145: On how many occasions have you used Methamphetamines (meth, speed, crank, crystal meth) in your lifetime?


Response	6	8	10	12	Total	
0	99.5	99.4	98.6	97.0	98.7	
1-2	0.4	0.5	0.9	1.6	0.8	
3-5	0.1	0.1	0.2	0.6	0.2	
6-9	0.0	0.0	0.0	0.4	0.1	
10-19	0.0	0.0	0.1	0.1	0.1	
20-39	0.0	0.0	0.0	0.1	0.0	
40+	0.0	0.0	0.2	0.2	0.1	
N of Valid	948	952	923	822	3645	
N of Miss	85	25	15	17	142	

Table 146: On how many occasions have you used Methamphetamines (meth, speed, crank, crystal meth) in the past 30 days?




Response	6	8	10	12	Total	
0	100.0	99.9	99.7	98.9	99.6	
1-2	0.0	0.1	0.0	0.9	0.2	
3-5	0.0	0.0	0.2	0.1	0.1	
6-9	0.0	0.0	0.0	0.0	0.0	
10-19	0.0	0.0	0.0	0.0	0.0	
20-39	0.0	0.0	0.1	0.0	0.0	
40+	0.0	0.0	0.0	0.1	0.0	
N of Valid	949	950	921	821	3641	
N of Miss	84	27	17	18	146	

Table 147: On how many occasions have you used stimulants, other than Methamphetamines (such as amphetamines, Ritalin or Dexedrine) without a doctor telling you to take them, in your lifetime?








Response	6	8	10	12	Total	
0	99.7	97.9	94.2	90.4	95.7	
1-2	0.3	1.7	1.8	2.9	1.6	
3-5	0.0	0.3	1.1	3.0	1.0	
6-9	0.0	0.0	0.6	1.0	0.4	
10-19	0.0	0.1	1.0	1.2	0.5	
20-39	0.0	0.0	0.2	0.6	0.2	
40+	0.0	0.0	1.1	0.9	0.5	
N of Valid	950	952	924	822	3648	
N of Miss	83	25	14	17	139	

Table 148: On how many occasions have you used stimulants, other than Methamphetamines (such as amphetamines, Ritalin or Dexedrine) without a doctor telling you to take them, during the past 30 days?






Response	6	8	10	12	Total	
0	99.7	99.2	98.0	97.0	98.5	
1-2	0.3	0.7	0.9	1.6	0.9	
3-5	0.0	0.0	0.4	0.6	0.2	
6-9	0.0	0.0	0.2	0.7	0.2	
10-19	0.0	0.1	0.3	0.1	0.1	
20-39	0.0	0.0	0.0	0.0	0.0	
40+	0.0	0.0	0.1	0.0	0.0	
N of Valid	950	949	922	822	3643	
N of Miss	83	28	16	17	144	

Table 149: On how many occasions have you used heroin or other opiates in your lifetime?







Response	6	8	10	12	Total	
0	99.7	99.4	98.2	97.9	98.8	
1-2	0.3	0.3	1.4	0.5	0.6	
3-5	0.0	0.3	0.1	0.6	0.2	
6-9	0.0	0.0	0.0	0.0	0.0	
10-19	0.0	0.0	0.1	0.5	0.1	
20-39	0.0	0.0	0.1	0.1	0.1	
40+	0.0	0.0	0.1	0.4	0.1	
N of Valid	945	950	923	822	3640	
N of Miss	88	27	15	17	147	

Table 150: On how many occasions have you used heroin or other opiates during the past 30 days?





Response	6	8	10	12	Total	
0	99.8	99.5	99.7	98.8	99.4	
1-2	0.2	0.4	0.2	0.5	0.3	
3-5	0.0	0.1	0.1	0.4	0.1	
6-9	0.0	0.0	0.0	0.0	0.0	
10-19	0.0	0.0	0.0	0.2	0.1	
20-39	0.0	0.0	0.0	0.1	0.0	
40+	0.0	0.0	0.0	0.0	0.0	
N of Valid	945	950	918	821	3634	
N of Miss	88	27	20	18	153	

Table 151: On how many occasions have you used MDMA ('X', 'E', or ecstasy) in your lifetime?








Response	6	8	10	12	Total	
0	99.9	98.5	95.8	92.3	96.8	
1-2	0.1	1.2	2.8	3.7	1.9	
3-5	0.0	0.2	1.0	2.2	0.8	
6-9	0.0	0.0	0.2	1.1	0.3	
10-19	0.0	0.0	0.0	0.5	0.1	
20-39	0.0	0.1	0.1	0.1	0.1	
40+	0.0	0.0	0.1	0.1	0.1	
N of Valid	938	948	923	821	3630	
N of Miss	95	29	15	18	157	

Table 152: On how many occasions have you used MDMA ('X', 'E', or ecstasy) during the past 30 days?


Response	6	8	10	12	Total	
0	99.9	99.6	99.6	98.9	99.5	
1-2	0.0	0.3	0.3	0.4	0.2	
3-5	0.1	0.0	0.1	0.5	0.2	
6-9	0.0	0.1	0.0	0.1	0.1	
10-19	0.0	0.0	0.0	0.1	0.0	
20-39	0.0	0.0	0.0	0.0	0.0	
40+	0.0	0.0	0.0	0.0	0.0	
N of Valid	934	947	918	817	3616	
N of Miss	99	30	20	22	171	

Table 153: On how many occasions have you taken prescription drugs (such as Valium, Xanax, Ritalin, Adderall, OxyContin, Darvocet, or sleeping pills) on your own-that is, without a doctor telling you to take them in your lifetime?


Response	6	8	10	12	Total	
0	97.8	89.1	80.0	74.0	85.6	
1-2	1.3	5.6	7.7	8.6	5.7	
3-5	0.5	1.8	5.1	4.7	3.0	
6-9	0.1	1.5	1.7	3.4	1.6	
10-19	0.0	0.8	1.8	2.8	1.3	
20-39	0.1	0.2	1.4	1.6	0.8	
40+	0.2	1.1	2.3	4.9	2.0	
N of Valid	949	950	923	823	3645	
N of Miss	84	27	15	16	142	

Table 154: On how many occasions have you taken prescription drugs (such as Valium, Xanax, Ritalin, Adderall, OxyContin, Darvocet, or sleeping pills) on your own-that is, without a doctor telling you to take them during the past 30 days?








Response	6	8	10	12	Total	
0	98.5	95.2	92.5	89.9	94.2	
1-2	0.7	3.1	4.5	4.9	3.2	
3-5	0.5	0.5	1.3	1.7	1.0	
6-9	0.1	0.5	0.8	1.5	0.7	
10-19	0.1	0.3	0.5	1.1	0.5	
20-39	0.0	0.2	0.4	0.7	0.3	
40+	0.0	0.2	0.0	0.2	0.1	
N of Valid	949	950	920	823	3642	
N of Miss	84	27	18	16	145	

Table 155: On how many occasions have you taken non-prescription medicines such as diet pills (for example, Dietac, Dexatrim or Prolamine), stay-awake pills (for example No-Doz, Vivarin, or Wake), or cough or cold medicines (robos, DXM, etc.) to get high in your lifetime?








Response	6	8	10	12	Total	
0	97.1	93.6	89.4	85.4	91.6	
1-2	1.8	2.4	3.8	3.5	2.9	
3-5	0.5	1.5	2.0	2.7	1.6	
6-9	0.1	1.0	1.5	2.8	1.3	
10-19	0.1	0.7	1.0	2.2	1.0	
20-39	0.1	0.1	1.0	1.1	0.5	
40+	0.2	0.7	1.4	2.3	1.1	
N of Valid	947	947	922	822	3638	
N of Miss	86	30	16	17	149	

Table 156: On how many occasions have you taken non-prescription medicines such as diet pills (for example, Dietac, Dexatrim or Prolamine), stay-awake pills (for example No-Doz, Vivarin, or Wake), or cough or cold medicines (robos, DXM, etc.) to get high during the past 30 days?








Response	6	8	10	12	Total	
0	98.7	96.5	96.0	94.8	96.6	
1-2	1.0	1.5	1.6	2.7	1.6	
3-5	0.3	1.7	0.9	1.1	1.0	
6-9	0.0	0.0	0.9	0.7	0.4	
10-19	0.0	0.3	0.4	0.1	0.2	
20-39	0.0	0.0	0.1	0.2	0.1	
40+	0.0	0.0	0.1	0.4	0.1	
N of Valid	947	948	921	822	3638	
N of Miss	86	29	17	17	149	

Table 157: On how many occasions have you been drunk or very high from drinking alcoholic beverages during the past 30 days?








Response	6	8	10	12	Total	
0	98.1	90.7	83.3	68.9	85.9	
1-2	1.5	5.5	7.9	14.1	7.0	
3-5	0.2	2.1	4.6	7.6	3.5	
6-9	0.1	0.9	1.6	5.5	1.9	
10-19	0.1	0.4	1.2	1.8	0.9	
20-39	0.0	0.1	0.7	1.3	0.5	
40+	0.0	0.2	0.8	0.7	0.4	
N of Valid	952	948	923	821	3644	
N of Miss	81	29	15	18	143	



Table 158: Think back over the last two weeks. How many times have you had five or more alcoholic drinks in a row?


Response	6	8	10	12	Total	
None	97.3	91.9	80.8	73.4	86.3	
Once	1.6	3.6	7.0	9.2	5.2	
Twice	0.9	1.9	4.9	8.5	3.9	
3-5 times	0.2	1.2	3.9	5.0	2.5	
6-9 times	0.0	0.3	2.1	1.9	1.0	
10 or more times	0.0	1.1	1.4	1.9	1.1	
N of Valid	941	937	920	824	3622	
N of Miss	92	40	18	15	165	

Table 159: Have you ever used smokeless tobacco (chew, snuff, plug, dipping tobacco, or chewing tobacco)?


Response	6	8	10	12	Total	
Never	94.6	86.6	77.0	72.7	83.1	
Once or Twice	3.9	8.1	10.9	11.3	8.5	
Once in a while but not regularly	1.0	2.4	4.0	4.7	3.0	
Regularly in the past	0.4	1.5	2.6	5.1	2.3	
Regularly now	0.1	1.4	5.5	6.2	3.2	
N of Valid	937	936	921	823	3617	
N of Miss	96	41	17	16	170	

Table 160: How often have you taken smokeless tobacco during the past 30 days?


Response	6	8	10	12	Total	
Not at all	98.0	94.4	89.6	88.2	92.7	
Once or twice	1.5	3.3	3.6	3.6	3.0	
Once or twice per week	0.4	0.6	0.7	1.6	0.8	
Three to five times per week	0.1	0.4	1.0	0.4	0.5	
About once a day	0.0	0.5	1.2	1.1	0.7	
More than once a day	0.0	0.6	4.0	5.1	2.3	
N of Valid	937	936	923	824	3620	
N of Miss	96	41	15	15	167	

Table 161: Have you ever smoked cigarettes?






Response	6	8	10	12	Total	
Never	91.1	78.8	61.5	50.8	71.2	
Once or Twice	6.4	13.2	17.1	14.2	12.7	
Once in a while but not regularly	1.3	4.6	8.9	13.8	6.9	
Regularly in the past	0.9	2.6	5.1	7.8	4.0	
Regularly now	0.3	0.9	7.4	13.3	5.2	
N of Valid	937	937	919	824	3617	
N of Miss	96	40	19	15	170	

Table 162: How frequently have you smoked cigarettes during the past 30 days?








Response	6	8	10	12	Total	
Not at all	98.3	95.5	83.6	72.9	88.1	
Less than one cigarette per day	1.2	2.4	7.0	11.3	5.3	
One to five cigarettes per day	0.4	1.4	5.2	7.8	3.6	
About one-half pack per day	0.0	0.4	2.2	4.6	1.7	
About one pack per day	0.0	0.1	1.3	2.3	0.9	
About one and one-half packs per day	0.0	0.0	0.2	0.7	0.2	
Two packs or more per day	0.1	0.1	0.4	0.4	0.2	
N of Valid	938	939	922	824	3623	
N of Miss	95	38	16	15	164	

Table 163: During the last month, about how many marijuana cigarettes, or the equivalent, did you smoke a day, on the average?








Response	6	8	10	12	Total	
None	99.3	95.0	89.7	82.2	91.8	
Less than 1 a day	0.4	2.6	4.8	7.8	3.8	
1 a day	0.0	0.7	1.2	3.4	1.3	
2-3 a day	0.1	1.3	1.8	3.9	1.7	
4-6 a day	0.0	0.2	1.2	1.1	0.6	
7-10 a day	0.1	0.0	0.4	0.6	0.3	
11 or more a day	0.1	0.2	0.9	1.0	0.5	
N of Valid	937	937	920	819	3613	
N of Miss	96	40	18	20	174	

Table 164: If you drank alcohol (not just a sip or taste) in the past year, how did you usually get it?













Response	6	8	10	12	Total	
I did not drink alcohol in the past year	90.9	76.0	54.0	37.0	65.4	
I bought it myself with a fake ID	0.0	0.1	0.2	1.2	0.4	
I bought it myself without a fake ID	0.1	0.4	0.3	2.0	0.7	
I got it from someone I know age 21 or older	0.8	5.1	13.8	26.6	11.1	
I got it from someone I know under age 21	0.3	2.6	8.6	13.8	6.1	
I got it from my brother or sister	0.3	1.1	2.6	2.2	1.5	
I got it from home with my parents' permission	1.6	3.4	7.5	5.2	4.4	
I got it from home without my parents' permission	1.5	3.6	4.6	1.7	2.9	
I got it from another relative	0.8	2.6	2.2	2.6	2.0	
A stranger bought it for me	0.0	0.0	0.9	0.9	0.4	
I took it from a store or shop	0.0	0.1	0.1	0.1	0.1	
Other	3.6	4.9	5.2	6.5	5.0	
N of Valid	914	917	897	802	3530	
N of Miss	119	60	41	37	257	

Table 165: If you drank alcohol (not just a sip or taste) in the past year, where did you usually drink it?

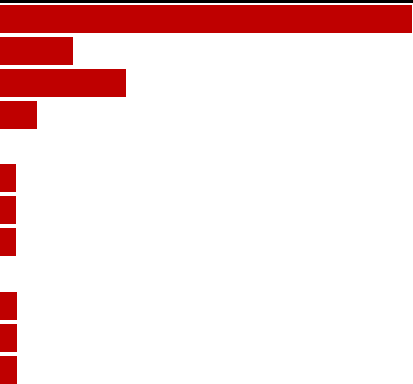
Response	6	8	10	12	Total	
I did not drink alcohol in the past year	92.8	75.7	53.5	37.6	65.8	
at my home	3.9	9.9	12.8	13.2	9.8	
at someone else's home	1.8	10.9	24.3	39.6	18.4	
at an open area like a park, beach, field, back road, woods, or a street corner	0.6	1.9	6.3	6.6	3.7	
at a sporting event or concert	0.2	0.3	0.2	0.4	0.3	
at a restaurant, bar, or a nightclub	0.3	0.2	0.3	0.5	0.3	
at an empty building or a construction site	0.0	0.2	0.2	0.3	0.2	
at a hotel/motel	0.1	0.3	0.6	0.6	0.4	
in a car	0.1	0.2	0.7	0.6	0.4	
at school	0.2	0.3	1.1	0.5	0.5	
N of Valid	898	910	893	785	3486	
N of Miss	135	67	45	54	301	

Table 166: If you smoked cigarettes (not just a puff or drag) in the past year, how did you usually get them?

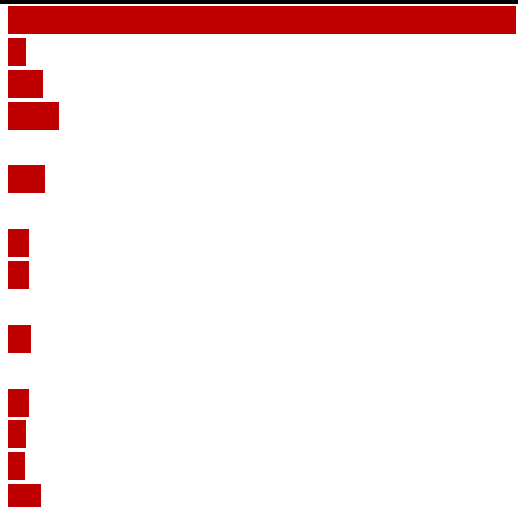
Response	6	8	10	12	Total	
I did not smoke cigarettes in the past year	94.7	90.3	75.3	62.8	81.3	
I bought them myself with a fake ID	0.0	0.0	0.3	0.5	0.2	
I bought them myself without a fake ID	0.1	0.0	2.4	10.3	3.0	
I got them from someone I know age 18 or older	0.2	2.4	7.3	13.7	5.7	
I got them from someone I know under age 18	0.9	1.7	6.3	4.9	3.4	
I got them from my brother or sister	0.7	0.4	1.1	0.9	0.8	
I got them from home with my parents' permission	0.1	0.2	1.2	1.5	0.7	
I got them from home without my parents' permission	0.6	1.6	1.7	0.4	1.1	
I got them from another relative	0.3	1.2	0.8	0.6	0.7	
A stranger bought them for me	0.1	0.1	0.2	0.2	0.2	
I took them from a store or shop	0.1	0.0	0.0	0.2	0.1	
Other	2.2	2.0	3.3	4.0	2.8	
N of Valid	904	919	903	803	3529	
N of Miss	129	58	35	36	258	

Table 167: If you smoked cigarettes (not just a puff or drag) in the past year, where did you usually smoke them?











Response	6	8	10	12	Total	
I did not smoke cigarettes in the past year	96.1	90.9	76.1	64.4	82.5	
at my home	1.3	3.1	8.5	9.4	5.4	
at someone else's home	1.1	3.3	6.3	6.4	4.2	
at an open area like a park, beach, field, back road, woods, or a street corner	0.8	2.1	5.0	6.4	3.5	
at a sporting event or concert	0.1	0.1	0.1	0.4	0.2	
at a restaurant, bar, or a nightclub	0.0	0.0	0.2	0.4	0.1	
at an empty building or a construction site	0.0	0.2	0.3	0.1	0.2	
at a hotel/motel	0.1	0.0	0.1	0.3	0.1	
in a car	0.1	0.2	2.8	11.6	3.4	
at school	0.3	0.1	0.4	0.6	0.4	
N of Valid	894	909	893	779	3475	
N of Miss	139	68	45	60	312	

Table 168: During the past 30 days, how many times did you ride in a car or other vehicle driven by someone who had been drinking alcohol?






Response	6	8	10	12	Total	
0 times	84.1	76.1	74.4	73.5	77.1	
1 time	7.6	9.1	10.6	11.1	9.6	
2 or 3 times	3.9	8.7	9.1	9.4	7.7	
4 or 5 times	1.5	2.3	3.1	2.3	2.3	
6 or more times	2.8	3.8	2.8	3.7	3.3	
N of Valid	916	929	915	812	3572	
N of Miss	117	48	23	27	215	

Table 169: During the past 30 days, how many times did you drive a car or other vehicle when you had been drinking alcohol?







Response	6	8	10	12	Total	
I did not drive a car in the past 30 days	59.1	61.3	43.8	21.7	47.1	
0 times	38.6	35.6	49.8	64.8	46.8	
1 time	0.9	1.2	3.5	6.1	2.9	
2 or 3 times	0.3	1.3	1.9	5.1	2.1	
4 or 5 times	0.5	0.1	0.2	1.0	0.4	
6 or more times	0.6	0.4	0.8	1.2	0.7	
N of Valid	885	908	905	805	3503	
N of Miss	148	69	33	34	284	

Table 170: How wrong would most adults (over 21) in your neighborhood think it is for kids your age: to use marijuana?





Response	6	8	10	12	Total	
Very wrong	92.2	83.2	75.1	66.7	79.7	
Wrong	4.1	9.6	15.0	19.9	11.9	
A little bit wrong	2.4	5.1	6.1	9.1	5.6	
Not wrong at all	1.2	2.1	3.7	4.3	2.8	
N of Valid	902	925	913	810	3550	
N of Miss	131	52	25	29	237	

Table 171: How wrong would most adults (over 21) in your neighborhood think it is for kids your age: to drink alcohol?





Response	6	8	10	12	Total	
Very wrong	81.9	62.9	51.5	41.3	59.9	
Wrong	11.1	18.2	26.7	26.2	20.4	
A little bit wrong	4.3	13.9	15.8	24.5	14.4	
Not wrong at all	2.7	5.0	6.0	8.0	5.4	
N of Valid	900	925	913	809	3547	
N of Miss	133	52	25	30	240	

Table 172: How wrong would most adults (over 21) in your neighborhood think it is for kids your age: to smoke cigarettes?





Response	6	8	10	12	Total	
Very wrong	83.9	69.4	57.5	39.5	63.2	
Wrong	9.2	17.9	22.5	27.4	19.1	
A little bit wrong	4.2	7.9	12.6	19.8	10.9	
Not wrong at all	2.7	4.8	7.4	13.3	6.9	
N of Valid	900	925	915	807	3547	
N of Miss	133	52	23	32	240	

Table 173: How much do each of the following statements describe your neighborhood? crime and/or drug selling





Response	6	8	10	12	Total	
NO!	86.0	72.9	72.1	68.6	75.0	
no	9.2	15.6	17.7	19.4	15.4	
yes	3.5	8.1	7.8	7.9	6.8	
YES!	1.3	3.4	2.4	4.1	2.8	
N of Valid	890	915	912	806	3523	
N of Miss	143	62	26	33	264	

Table 174: How much do each of the following statements describe your neighborhood? fights





Response	6	8	10	12	Total	
NO!	72.1	63.7	65.8	67.0	67.1	
no	15.0	19.5	21.4	21.6	19.3	
yes	8.6	11.6	8.9	9.1	9.5	
YES!	4.4	5.2	3.9	2.4	4.0	
N of Valid	888	915	914	805	3522	
N of Miss	145	62	24	34	265	



Table 175: How much do each of the following statements describe your neighborhood? lots of empty or abandoned buildings





Response	6	8	10	12	Total	
NO!	77.8	74.8	73.6	76.1	75.5	
no	16.7	20.7	20.9	20.3	19.7	
yes	3.9	3.1	4.2	2.9	3.5	
YES!	1.6	1.4	1.3	0.7	1.3	
N of Valid	893	917	912	806	3528	
N of Miss	140	60	26	33	259	

Table 176: How much do each of the following statements describe your neighborhood? lots of graffiti





Response	6	8	10	12	Total	
NO!	85.4	79.8	80.8	81.3	81.8	
no	9.8	16.7	16.4	17.6	15.1	
yes	2.4	2.0	2.0	0.7	1.8	
YES!	2.5	1.5	0.9	0.4	1.3	
N of Valid	889	914	915	808	3526	
N of Miss	144	63	23	31	261	

Table 177: If I had to move, I would miss the neighborhood I now live in.





Response	6	8	10	12	Total	
NO!	13.2	15.2	15.9	12.2	14.2	
no	9.1	17.3	20.0	20.6	16.7	
yes	26.8	30.0	34.3	38.6	32.2	
YES!	50.9	37.5	29.8	28.6	36.9	
N of Valid	895	917	913	804	3529	
N of Miss	138	60	25	35	258	

Table 178: My neighbors notice when I am doing a good job and let me know about it.

Response	6	8	10	12	Total	
NO!	33.6	35.3	37.6	37.6	36.0	
no	31.5	38.3	39.8	39.3	37.2	
yes	22.1	16.9	17.3	16.8	18.3	
YES!	12.8	9.4	5.4	6.4	8.5	
N of Valid	888	911	913	800	3512	
N of Miss	145	66	25	39	275	

Table 179: I like my neighborhood.

Response	6	8	10	12	Total	
NO!	9.1	11.3	10.3	8.6	9.9	
no	7.5	11.2	13.3	12.6	11.1	
yes	31.3	41.7	49.3	54.0	43.9	
YES!	52.0	35.8	27.0	24.8	35.1	
N of Valid	888	902	910	800	3500	
N of Miss	145	75	28	39	287	

Table 180: There are lots of adults in my neighborhood I could talk to about something important.

Response	6	8	10	12	Total	
NO!	22.5	26.4	28.0	28.9	26.4	
no	25.9	28.3	31.9	34.4	30.0	
yes	24.0	26.2	26.8	25.2	25.6	
YES!	27.5	19.1	13.2	11.5	18.0	
N of Valid	879	909	906	802	3496	
N of Miss	154	68	32	37	291	

Table 181: I'd like to get out of my neighborhood.





Response	6	8	10	12	Total	
NO!	54.5	39.7	31.8	27.3	38.5	
no	26.5	34.0	38.6	41.1	34.9	
yes	10.6	14.3	18.9	21.9	16.3	
YES!	8.4	12.0	10.8	9.7	10.3	
N of Valid	876	905	907	803	3491	
N of Miss	157	72	31	36	296	

Table 182: There are people in my neighborhood who are proud of me when I do something well.





Response	6	8	10	12	Total	
NO!	20.3	23.6	24.1	22.3	22.6	
no	21.7	29.3	31.1	34.3	29.0	
yes	35.0	30.3	34.8	31.7	33.0	
YES!	23.0	16.8	10.0	11.6	15.4	
N of Valid	883	904	912	801	3500	
N of Miss	150	73	26	38	287	

Table 183: There are people in my neighborhood who encourage me to do my best.





Response	6	8	10	12	Total	
NO!	20.6	22.6	23.4	23.2	22.4	
no	19.5	26.8	30.6	36.0	28.1	
yes	30.4	30.7	34.6	28.2	31.1	
YES!	29.5	19.9	11.4	12.6	18.5	
N of Valid	882	908	911	799	3500	
N of Miss	151	69	27	40	287	

Table 184: I feel safe in my neighborhood.

Response	6	8	10	12	Total
NO!	9.4	8.8	7.5	4.9	7.7
no	7.9	9.3	9.4	9.1	8.9
yes	31.3	40.7	46.9	43.3	40.5
YES!	51.3	41.2	36.2	42.7	42.8
N of Valid	881	902	908	801	3492
N of Miss	152	75	30	38	295

Table 185: Which of the following activities for people your age are available in your community? sports teams?

Response	6	8	10	12	Total
No	13.8	9.0	10.3	8.1	10.3
Yes	86.2	91.0	89.7	91.9	89.7
N of Valid	879	899	914	799	3491
N of Miss	154	78	24	40	296

Table 186: Which of the following activities for people your age are available in your community? scouting?

Response	6	8	10	12	Total
No	35.7	44.0	43.7	35.4	39.9
Yes	64.3	56.0	56.3	64.6	60.1
N of Valid	858	881	892	794	3425
N of Miss	175	96	46	45	362

Table 187: Which of the following activities for people your age are available in your community? boys and girls clubs?



Response	6	8	10	12	Total	
No	27.5	24.7	25.2	22.3	25.0	
Yes	72.5	75.3	74.8	77.7	75.0	
N of Valid	867	886	900	794	3447	
N of Miss	166	91	38	45	340	

Table 188: Which of the following activities for people your age are available in your community? 4-H clubs?



Response	6	8	10	12	Total	
No	60.9	49.4	43.5	38.9	48.2	
Yes	39.1	50.6	56.5	61.1	51.8	
N of Valid	815	852	883	784	3334	
N of Miss	218	125	55	55	453	

Table 189: Which of the following activities for people your age are available in your community? service clubs?



Response	6	8	10	12	Total	
No	50.7	44.8	36.7	29.0	40.4	
Yes	49.3	55.2	63.3	71.0	59.6	
N of Valid	824	861	883	791	3359	
N of Miss	209	116	55	48	428	

Table 190: If a kid smoked marijuana in your neighborhood would he or she be caught by the police?





Response	6	8	10	12	Total	
NO!	13.0	15.8	22.5	22.7	18.4	
no	20.7	37.6	46.8	55.2	39.9	
yes	29.1	25.8	21.9	17.3	23.6	
YES!	37.2	20.7	8.8	4.9	18.0	
N of Valid	863	898	910	799	3470	
N of Miss	170	79	28	40	317	

Table 191: If a kid drank some beer, wine or hard liquor (for example, vodka, whiskey, or gin) in your neighborhood would he or she be caught by the police?





Response	6	8	10	12	Total	
NO!	16.6	22.3	28.5	28.7	24.0	
no	27.8	44.0	51.6	57.3	45.0	
yes	27.0	19.6	14.6	10.4	18.0	
YES!	28.5	14.1	5.3	3.6	13.0	
N of Valid	862	898	910	798	3468	
N of Miss	171	79	28	41	319	

Table 192: If a kid carried a handgun in your neighborhood would he or she be caught by the police?





Response	6	8	10	12	Total	
NO!	13.0	16.1	19.1	19.8	17.0	
no	19.1	32.0	38.9	43.3	33.2	
yes	25.5	25.8	27.5	25.4	26.1	
YES!	42.4	26.1	14.6	11.5	23.7	
N of Valid	859	893	907	799	3458	
N of Miss	174	84	31	40	329	

Table 193: If you wanted to get some cigarettes, how easy would it be for you to get some?





Response	6	8	10	12	Total	
Very hard	73.3	47.4	22.3	5.4	37.3	
Sort of hard	9.1	16.3	13.5	6.4	11.5	
Sort of easy	8.4	17.6	25.0	16.7	17.1	
Very easy	9.1	18.7	39.2	71.5	34.1	
N of Valid	842	882	911	797	3432	
N of Miss	191	95	27	42	355	

Table 194: If you wanted to get some beer, wine or hard liquor (for example, vodka, whiskey, or gin), how easy would it be for you to get some?





Response	6	8	10	12	Total	
Very hard	69.7	37.3	16.6	5.7	32.4	
Sort of hard	11.9	17.1	13.7	8.8	13.0	
Sort of easy	8.0	20.9	27.4	33.3	22.3	
Very easy	10.4	24.6	42.3	52.3	32.3	
N of Valid	839	881	910	796	3426	
N of Miss	194	96	28	43	361	

Table 195: If you wanted to get a drug like cocaine, LSD, or amphetamines, how easy would it be for you to get some?





Response	6	8	10	12	Total	
Very hard	93.7	80.8	53.7	37.0	66.6	
Sort of hard	3.2	10.0	21.6	30.6	16.2	
Sort of easy	1.8	4.3	13.2	19.1	9.5	
Very easy	1.3	5.0	11.4	13.2	7.7	
N of Valid	837	884	910	794	3425	
N of Miss	196	93	28	45	362	

Table 196: If you wanted to get a handgun, how easy would it be for you to get one?





Response	6	8	10	12	Total	
Very hard	74.1	60.4	48.7	41.0	56.1	
Sort of hard	10.6	16.0	22.0	22.5	17.8	
Sort of easy	7.8	10.8	13.3	16.7	12.1	
Very easy	7.5	12.8	16.0	19.8	14.0	
N of Valid	837	881	908	791	3417	
N of Miss	196	96	30	48	370	

Table 197: If you wanted to get some marijuana, how easy would it be for you to get some?





Response	6	8	10	12	Total	
Very hard	91.2	70.1	36.5	17.5	54.1	
Sort of hard	4.1	9.9	12.7	11.7	9.6	
Sort of easy	2.4	8.3	18.5	22.2	12.8	
Very easy	2.3	11.8	32.3	48.6	23.5	
N of Valid	834	883	909	796	3422	
N of Miss	199	94	29	43	365	

Table 198: During the past 12 months, have you participated in any alcohol prevention programs or seen any alcohol prevention messages in your school or community?  
Yes, a school-based program focused on preventing underage drinking and/or drinking and driving.



Response	6	8	10	12	Total	
No	65.7	67.8	81.9	86.5	74.9	
Yes	34.3	32.2	18.1	13.5	25.1	
N of Valid	1033	977	938	839	3787	
N of Miss	0	0	0	0	0	



Table 199: During the past 12 months, have you participated in any alcohol prevention programs or seen any alcohol prevention messages in your school or community? Yes, a community-based program focused on preventing underage drinking and/or drinking and driving (for example, through your church or temple or through youth groups like Boys and Girls Club or 4-H).



Response	6	8	10	12	Total	
No	89.3	90.1	93.0	93.1	91.2	
Yes	10.7	9.9	7.0	6.9	8.8	
N of Valid	1033	977	938	839	3787	
N of Miss	0	0	0	0	0	

Table 200: During the past 12 months, have you participated in any alcohol prevention programs or seen any alcohol prevention messages in your school or community? Yes, a media campaign addressing underage drinking and/or drinking and driving (for example, newspaper ads, posters, pamphlets, radio, TV).



Response	6	8	10	12	Total	
No	87.8	85.6	82.2	82.2	84.6	
Yes	12.2	14.4	17.8	17.8	15.4	
N of Valid	1033	977	938	839	3787	
N of Miss	0	0	0	0	0	

Table 201: During the past 12 months, have you participated in any alcohol prevention programs or seen any alcohol prevention messages in your school or community? No



Response	6	8	10	12	Total	
No	61.8	51.0	36.6	37.2	47.3	
Yes	38.2	49.0	63.4	62.8	52.7	
N of Valid	1033	977	938	839	3787	
N of Miss	0	0	0	0	0	

Table 202: How wrong do your parents feel it would be for YOU to: drink beer, wine or hard liquor (for example, vodka, whiskey or gin) regularly?

Response	6	8	10	12	Total	
Very wrong	88.2	76.1	63.6	51.3	70.0	
Wrong	8.0	14.3	20.7	22.4	16.4	
A little bit wrong	3.0	6.5	12.3	19.8	10.3	
Not wrong at all	0.8	3.1	3.4	6.5	3.4	
N of Valid	839	880	911	794	3424	
N of Miss	194	97	27	45	363	

Table 203: How wrong do your parents feel it would be for YOU to: smoke cigarettes?

Response	6	8	10	12	Total	
Very wrong	93.3	87.5	78.1	61.8	80.5	
Wrong	4.2	9.3	14.5	21.9	12.4	
A little bit wrong	1.2	2.3	4.3	10.1	4.4	
Not wrong at all	1.3	0.9	3.1	6.2	2.8	
N of Valid	837	881	910	794	3422	
N of Miss	196	96	28	45	365	

Table 204: How wrong do your parents feel it would be for YOU to: smoke marijuana?

Response	6	8	10	12	Total	
Very wrong	97.9	94.0	88.3	81.1	90.5	
Wrong	1.0	3.6	6.2	9.3	5.0	
A little bit wrong	0.5	1.7	3.5	5.3	2.7	
Not wrong at all	0.6	0.7	2.0	4.3	1.9	
N of Valid	826	872	906	789	3393	
N of Miss	207	105	32	50	394	

Table 205: How wrong do your parents feel it would be for YOU to: steal something worth more than \$5?





Response	6	8	10	12	Total	
Very wrong	88.0	84.7	83.6	84.3	85.1	
Wrong	9.8	11.8	12.7	11.3	11.4	
A little bit wrong	1.6	2.4	2.6	2.2	2.2	
Not wrong at all	0.6	1.1	1.1	2.3	1.3	
N of Valid	833	873	908	789	3403	
N of Miss	200	104	30	50	384	

Table 206: How wrong do your parents feel it would be for YOU to: draw graffiti, write things, or draw pictures on buildings or other property (without the owner's permission)?





Response	6	8	10	12	Total	
Very wrong	92.9	85.2	80.1	75.9	83.6	
Wrong	4.8	9.8	14.0	17.1	11.4	
A little bit wrong	1.3	3.8	3.4	4.2	3.2	
Not wrong at all	1.0	1.3	2.5	2.8	1.9	
N of Valid	836	879	909	794	3418	
N of Miss	197	98	29	45	369	

Table 207: How wrong do your parents feel it would be for YOU to: pick a fight with someone?





Response	6	8	10	12	Total	
Very wrong	76.8	57.9	54.5	52.0	60.3	
Wrong	15.2	25.6	27.7	29.2	24.4	
A little bit wrong	6.0	14.0	13.5	14.9	12.1	
Not wrong at all	2.0	2.5	4.3	3.9	3.2	
N of Valid	838	879	909	794	3420	
N of Miss	195	98	29	45	367	

Table 208: During the past 12 months, have you talked with at least one of your parents about the dangers of underage drinking and/or drinking and driving? By parents, we mean either your biological parents, adoptive parents, stepparents, or adult guardians - whether or not they live with you.



Response	6	8	10	12	Total	
No	49.3	57.0	52.5	53.0	53.0	
Yes	50.7	43.0	47.5	47.0	47.0	
N of Valid	808	861	897	778	3344	
N of Miss	225	116	41	61	443	

Table 209: Have any of your brothers or sisters ever: drunk beer, wine or hard liquor (for example, vodka, whiskey or gin)?




Response	6	8	10	12	Total	
No	76.8	56.2	44.6	35.6	53.3	
Yes	17.3	39.5	50.7	59.0	41.6	
I don't have any brothers or sisters	5.9	4.3	4.7	5.4	5.1	
N of Valid	827	870	910	792	3399	
N of Miss	206	107	28	47	388	

Table 210: Have any of your brothers or sisters ever: smoked marijuana?




Response	6	8	10	12	Total	
No	90.2	81.5	71.4	59.9	75.9	
Yes	3.8	14.4	24.0	34.9	19.1	
I don't have any brothers or sisters	6.1	4.1	4.6	5.2	5.0	
N of Valid	826	870	910	790	3396	
N of Miss	207	107	28	49	391	

Table 211: Have any of your brothers or sisters ever: smoked cigarettes?




Response	6	8	10	12	Total	
No	80.8	69.1	59.4	53.6	65.8	
Yes	13.1	26.7	35.7	41.3	29.2	
I don't have any brothers or sisters	6.1	4.1	4.9	5.1	5.0	
N of Valid	824	868	905	784	3381	
N of Miss	209	109	33	55	406	

Table 212: Have any of your brothers or sisters ever: taken a handgun to school?




Response	6	8	10	12	Total	
No	93.6	94.6	93.6	92.5	93.6	
Yes	0.6	1.3	1.9	2.3	1.5	
I don't have any brothers or sisters	5.8	4.2	4.5	5.2	4.9	
N of Valid	825	867	908	787	3387	
N of Miss	208	110	30	52	400	

Table 213: Have any of your brothers or sisters ever: been suspended or expelled from school?




Response	6	8	10	12	Total	
No	80.2	73.7	71.6	73.0	74.6	
Yes	13.9	21.9	23.8	21.7	20.4	
I don't have any brothers or sisters	5.9	4.4	4.6	5.3	5.0	
N of Valid	829	867	908	788	3392	
N of Miss	204	110	30	51	395	

Table 214: The rules in my family are clear.

Response	6	8	10	12	Total	
NO!	3.0	3.1	4.4	2.5	3.3	
no	6.2	10.3	12.4	10.6	9.9	
yes	29.0	36.9	41.6	44.7	38.0	
YES!	61.9	49.7	41.5	42.1	48.7	
N of Valid	829	865	910	789	3393	
N of Miss	204	112	28	50	394	

Table 215: People in my family often insult or yell at each other.

Response	6	8	10	12	Total	
NO!	38.9	24.7	19.8	21.0	26.0	
no	32.0	39.3	40.5	47.1	39.7	
yes	19.9	24.1	27.0	22.3	23.4	
YES!	9.2	11.9	12.6	9.6	10.9	
N of Valid	823	859	910	790	3382	
N of Miss	210	118	28	49	405	

Table 216: When I am not at home, one of my parents knows where I am and who I am with.

Response	6	8	10	12	Total	
NO!	2.2	3.5	3.8	2.2	3.0	
no	3.6	6.2	7.6	11.4	7.2	
yes	21.1	33.8	42.5	48.3	36.4	
YES!	73.1	56.5	46.0	38.1	53.4	
N of Valid	824	858	910	789	3381	
N of Miss	209	119	28	50	406	

Table 217: We argue about the same things in my family over and over.

Response	6	8	10	12	Total	
NO!	41.1	21.7	14.1	14.2	22.6	
no	29.8	35.6	36.7	38.0	35.0	
yes	19.7	26.7	32.3	33.5	28.1	
YES!	9.5	16.0	17.0	14.3	14.3	
N of Valid	823	857	908	789	3377	
N of Miss	210	120	30	50	410	

Table 218: If you drank some beer or wine or liquor (for example, vodka, whiskey, or gin) without your parents' permission, would you be caught by your parents?

Response	6	8	10	12	Total	
NO!	11.0	12.4	15.4	20.0	14.7	
no	6.4	23.3	39.6	55.2	31.0	
yes	13.9	24.3	25.1	14.4	19.7	
YES!	68.6	40.0	19.8	10.4	34.6	
N of Valid	826	853	908	790	3377	
N of Miss	207	124	30	49	410	

Table 219: My family has clear rules about alcohol and drug use.

Response	6	8	10	12	Total	
NO!	4.1	3.4	4.4	3.3	3.8	
no	5.1	11.9	11.1	13.7	10.4	
yes	12.9	24.5	37.9	40.0	28.9	
YES!	77.9	60.2	46.6	43.0	56.8	
N of Valid	823	852	912	790	3377	
N of Miss	210	125	26	49	410	

Table 220: If you carried a handgun without your parents' permission, would you be caught by your parents?


Response	6	8	10	12	Total	
NO!	7.9	7.8	8.4	10.2	8.5	
no	2.2	9.8	18.4	26.5	14.2	
yes	13.0	22.7	26.5	26.7	22.3	
YES!	76.9	59.7	46.7	36.6	55.0	
N of Valid	821	849	908	784	3362	
N of Miss	212	128	30	55	425	

Table 221: If you skipped school would you be caught by your parents?


Response	6	8	10	12	Total	
NO!	7.0	9.3	8.9	12.2	9.3	
no	3.2	13.4	21.3	33.2	17.7	
yes	14.0	24.1	32.9	29.1	25.2	
YES!	75.8	53.1	36.9	25.5	47.8	
N of Valid	815	849	908	788	3360	
N of Miss	218	128	30	51	427	

Table 222: Do you feel very close to your mother?


Response	6	8	10	12	Total	
NO!	4.2	9.7	8.8	8.0	7.7	
no	4.7	11.0	14.5	12.5	10.8	
yes	17.1	25.7	31.1	35.5	27.4	
YES!	74.0	53.6	45.6	44.0	54.1	
N of Valid	811	842	906	786	3345	
N of Miss	222	135	32	53	442	



Table 223: Do you share your thoughts and feelings with your mother?

Response	6	8	10	12	Total	
NO!	9.4	13.9	12.4	11.2	11.8	
no	13.4	23.5	27.3	24.2	22.2	
yes	24.3	28.0	31.2	35.7	29.8	
YES!	53.0	34.6	29.0	28.9	36.2	
N of Valid	812	840	909	788	3349	
N of Miss	221	137	29	51	438	

Table 224: My parents ask me what I think before most family decisions affecting me are made.

Response	6	8	10	12	Total	
NO!	10.1	14.5	13.6	13.5	12.9	
no	17.4	24.8	26.2	26.5	23.8	
yes	29.8	32.9	40.4	38.8	35.6	
YES!	42.7	27.8	19.9	21.2	27.7	
N of Valid	805	842	906	786	3339	
N of Miss	228	135	32	53	448	

Table 225: Do you share your thoughts and feelings with your father?

Response	6	8	10	12	Total	
NO!	17.9	25.1	22.2	22.7	22.0	
no	19.4	25.8	31.4	28.6	26.4	
yes	25.0	24.5	29.3	31.0	27.4	
YES!	37.8	24.6	17.1	17.8	24.2	
N of Valid	805	841	901	781	3328	
N of Miss	228	136	37	58	459	

Table 226: Do you enjoy spending time with your mother?

Response	6	8	10	12	Total
NO!	4.4	7.1	7.2	7.1	6.5
no	3.2	8.7	10.0	9.2	7.8
yes	21.8	37.9	43.7	47.8	37.9
YES!	70.6	46.3	39.1	35.9	47.8
N of Valid	812	841	906	786	3345
N of Miss	221	136	32	53	442

Table 227: Do you enjoy spending time with your father?

Response	6	8	10	12	Total
NO!	9.0	10.9	13.1	11.3	11.1
no	3.4	9.5	10.6	12.8	9.1
yes	20.9	32.7	41.9	44.7	35.2
YES!	66.7	46.9	34.4	31.2	44.6
N of Valid	802	835	902	779	3318
N of Miss	231	142	36	60	469

Table 228: If I had a personal problem, I could ask my mom or dad for help.

Response	6	8	10	12	Total
NO!	6.9	11.8	9.6	7.9	9.1
no	5.6	11.5	15.1	11.7	11.1
yes	21.0	30.5	35.1	42.8	32.4
YES!	66.5	46.2	40.1	37.6	47.4
N of Valid	808	832	902	787	3329
N of Miss	225	145	36	52	458

Table 229: Do you feel very close to your father?





Response	6	8	10	12	Total	
NO!	9.7	16.4	15.9	15.5	14.5	
no	8.6	14.6	20.2	21.9	16.4	
yes	17.3	26.3	31.5	34.0	27.3	
YES!	64.5	42.7	32.4	28.6	41.8	
N of Valid	794	834	903	776	3307	
N of Miss	239	143	35	63	480	

Table 230: My parents give me lots of chances to do fun things with them.





Response	6	8	10	12	Total	
NO!	4.1	9.2	9.4	9.5	8.1	
no	10.6	18.9	24.6	29.6	20.9	
yes	25.2	33.0	38.1	37.4	33.5	
YES!	60.1	38.9	27.9	23.6	37.4	
N of Valid	805	840	907	781	3333	
N of Miss	228	137	31	58	454	

Table 231: My parents ask if I've gotten my homework done.





Response	6	8	10	12	Total	
NO!	2.6	6.2	6.9	10.0	6.4	
no	2.8	8.3	12.9	21.7	11.4	
yes	19.2	28.9	35.7	38.1	30.5	
YES!	75.4	56.6	44.4	30.3	51.7	
N of Valid	808	835	907	783	3333	
N of Miss	225	142	31	56	454	

Table 232: People in my family have serious arguments.





Response	6	8	10	12	Total	
NO!	39.4	27.1	18.5	19.8	26.0	
no	36.4	42.8	47.0	50.6	44.2	
yes	12.8	18.2	22.5	20.2	18.6	
YES!	11.3	12.0	12.1	9.3	11.2	
N of Valid	794	835	904	781	3314	
N of Miss	239	142	34	58	473	

Table 233: Would your parents know if you did not come home on time?





Response	6	8	10	12	Total	
NO!	4.1	5.9	5.0	5.6	5.2	
no	5.9	12.7	11.0	16.4	11.5	
yes	19.6	30.4	40.7	41.9	33.3	
YES!	70.3	51.1	43.4	36.1	50.1	
N of Valid	799	830	904	785	3318	
N of Miss	234	147	34	54	469	

Table 234: It is important to be honest with your parents, even if they become upset or you get punished.





Response	6	8	10	12	Total	
NO!	3.5	5.9	6.4	4.6	5.2	
no	3.5	9.3	11.6	14.5	9.7	
yes	19.4	33.2	42.2	48.0	35.8	
YES!	73.6	51.7	39.7	32.9	49.3	
N of Valid	798	832	902	781	3313	
N of Miss	235	145	36	58	474	

Table 235: My parents notice when I am doing a good job and let me know about it.


Response	6	8	10	12	Total	
Never or Almost Never	6.2	8.2	7.8	8.2	7.6	
Sometimes	16.8	28.7	29.3	30.5	26.4	
Often	28.2	29.1	31.2	34.9	30.8	
All the time	48.9	34.0	31.7	26.4	35.1	
N of Valid	792	832	905	784	3313	
N of Miss	241	145	33	55	474	

Table 236: How often do your parents tell you they're proud of you for something you've done?


Response	6	8	10	12	Total	
Never or Almost Never	4.8	9.6	10.2	10.3	8.8	
Sometimes	14.4	24.1	25.4	29.9	23.5	
Often	31.8	31.3	35.9	31.8	32.8	
All the time	48.9	35.0	28.5	28.0	34.9	
N of Valid	789	825	902	783	3299	
N of Miss	244	152	36	56	488	

Table 237: How many brothers and sisters, including stepbrothers and stepsisters, do you have that are younger than you?

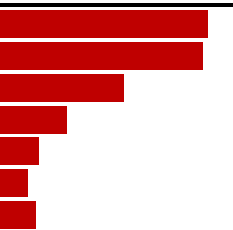
Response	6	8	10	12	Total	
0	34.4	32.4	30.9	30.4	32.0	
1	30.4	32.2	29.6	32.7	31.2	
2	17.6	18.8	16.8	19.5	18.1	
3	8.2	8.0	10.4	8.2	8.7	
4	4.2	3.3	5.1	3.8	4.1	
5	1.3	2.3	3.0	2.3	2.2	
6 or more	4.0	3.0	4.2	3.1	3.6	
N of Valid	784	825	904	785	3298	
N of Miss	249	152	34	54	489	

Table 238: How many brothers and sisters, including stepbrothers and stepsisters, do you have that are older than you?








Response	6	8	10	12	Total	
0	31.0	34.0	34.7	39.8	34.9	
1	28.7	27.8	27.3	26.2	27.5	
2	17.6	16.0	16.1	14.7	16.1	
3	9.6	9.9	9.8	8.8	9.5	
4	4.5	4.2	5.3	4.2	4.6	
5	3.7	2.8	2.3	2.7	2.8	
6 or more	4.9	5.2	4.4	3.7	4.6	
N of Valid	794	826	907	787	3314	
N of Miss	239	151	31	52	473	

Table 239: Have you changed homes in the past year (the last 12 months)?



Response	6	8	10	12	Total	
No	69.9	71.0	77.5	79.8	74.6	
Yes	30.1	29.0	22.5	20.2	25.4	
N of Valid	792	823	907	784	3306	
N of Miss	241	154	31	55	481	

Table 240: How many times have you changed homes since kindergarten?






Response	6	8	10	12	Total	
Never	32.3	24.8	24.0	23.9	26.2	
1 or 2 times	37.1	34.6	33.4	31.7	34.2	
3 or 4 times	17.6	19.5	21.7	21.1	20.0	
5 or 6 times	7.7	9.8	9.3	11.3	9.5	
7 or more times	5.4	11.4	11.5	12.0	10.1	
N of Valid	780	816	903	782	3281	
N of Miss	253	161	35	57	506	

Table 241: Have you changed schools (including changing from elementary to middle and middle to high school) in the past year?



Response	6	8	10	12	Total	
No	64.2	50.9	59.8	82.8	64.1	
Yes	35.8	49.1	40.2	17.2	35.9	
N of Valid	777	811	903	779	3270	
N of Miss	256	166	35	60	517	

Table 242: How many times have you changed schools since kindergarten (including changing from elementary to middle and middle to high school)?






Response	6	8	10	12	Total	
Never	17.9	14.0	13.5	16.5	15.4	
1 or 2 times	54.5	32.5	19.4	16.7	30.4	
3 or 4 times	18.5	33.4	38.1	37.0	32.0	
5 or 6 times	5.6	12.1	19.3	18.9	14.2	
7 or more times	3.4	8.0	9.7	11.0	8.1	
N of Valid	783	815	903	784	3285	
N of Miss	250	162	35	55	502	

Table 243: Has anyone in your family ever had severe alcohol or drug problems?



Response	6	8	10	12	Total	
No	75.7	66.9	61.8	54.8	64.7	
Yes	24.3	33.1	38.2	45.2	35.3	
N of Valid	778	810	893	774	3255	
N of Miss	255	167	45	65	532	

Table 244: About how many adults (over 21) have you known personally who in the past year have: used marijuana, crack, cocaine, or other drugs?






Response	6	8	10	12	Total	
0	79.3	68.4	54.5	42.9	61.1	
1	11.0	14.9	17.0	17.4	15.2	
2	4.7	6.0	10.5	11.9	8.3	
3-4	2.8	4.5	7.2	11.4	6.5	
5+	2.2	6.2	10.8	16.3	8.9	
N of Valid	781	820	905	780	3286	
N of Miss	252	157	33	59	501	

Table 245: About how many adults (over 21) have you known personally who in the past year have: sold or dealt drugs?






Response	6	8	10	12	Total	
0	91.9	80.9	71.6	59.9	76.0	
1	5.4	8.9	11.1	12.6	9.5	
2	0.9	5.0	5.9	10.3	5.5	
3-4	0.8	2.1	4.1	7.4	3.6	
5+	1.0	3.1	7.3	9.8	5.3	
N of Valid	781	816	902	779	3278	
N of Miss	252	161	36	60	509	

Table 246: About how many adults (over 21) have you known personally who in the past year have: done other things that could get them in trouble with the police, like stealing, selling stolen goods, mugging or assaulting others, etc.?






Response	6	8	10	12	Total	
0	86.2	72.4	63.9	60.7	70.6	
1	9.0	13.6	14.6	11.7	12.3	
2	2.6	5.1	7.7	8.8	6.1	
3-4	1.3	3.9	5.2	7.0	4.4	
5+	1.0	4.9	8.5	11.9	6.6	
N of Valid	781	816	904	776	3277	
N of Miss	252	161	34	63	510	



Table 247: About how many adults (over 21) have you known personally who in the past year have: gotten drunk or high?










Response	6	8	10	12	Total	
0	66.5	44.9	30.4	19.8	40.1	
1	18.8	18.9	19.1	16.1	18.3	
2	6.7	10.5	12.5	12.5	10.6	
3-4	3.3	9.3	13.6	13.8	10.1	
5+	4.7	16.4	24.3	37.9	20.9	
N of Valid	781	819	904	778	3282	
N of Miss	252	158	34	61	505	

Table 248: How honest were you in filling out this survey?

Response	6	8	10	12	Total	
I was very honest	88.6	80.8	82.2	86.8	84.5	
I was honest pretty much of the time	9.6	16.5	14.8	11.2	13.1	
I was honest some of the time	1.5	2.1	2.3	1.8	1.9	
I was honest once in a while	0.3	0.6	0.7	0.3	0.5	
I was not honest at all	0.0	0.0	0.0	0.0	0.0	
N of Valid	788	825	905	786	3304	
N of Miss	245	152	33	53	483	