

# 2008 APNA

Arkansas Prevention Needs Assessment Student Survey



Howard County Frequency Distribution Report

Office of Alcohol and Drug Abuse Prevention  
Division of Behavioral Health Services  
Arkansas Department of Human Services  
March 2009

## Contents

### 1 INTRODUCTION

12

### 2 PERCENTAGE TABLES

17

## List of Tables

1	Sex . . . . .	18
2	Age . . . . .	18
3	Are you Hispanic or Latino? . . . . .	18
4	What is your race? Black or African American . . . . .	19
5	What is your race? Asian . . . . .	19
6	What is your race? American Indian . . . . .	19
7	What is your race? Alaska Native . . . . .	19
8	What is your race? White . . . . .	20
9	What is your race? Native Hawaiian or Other Pacific Islander . . . . .	20
10	What is your race? Other . . . . .	20
11	What is the highest level of schooling completed by your mother or father? . . . . .	21
12	Think of where you live most of the time. Which of the following people live there with you? Mother . . . . .	21
13	Think of where you live most of the time. Which of the following people live there with you? Stepmother . . . . .	21
14	Think of where you live most of the time. Which of the following people live there with you? Foster Mother . . . . .	22
15	Think of where you live most of the time. Which of the following people live there with you? Grandmother . . . . .	22
16	Think of where you live most of the time. Which of the following people live there with you? Aunt . . . . .	22
17	Think of where you live most of the time. Which of the following people live there with you? Father . . . . .	22

18	Think of where you live most of the time. Which of the following people live there with you? Stepfather . . . . .	23
19	Think of where you live most of the time. Which of the following people live there with you? Foster Father . . . . .	23
20	Think of where you live most of the time. Which of the following people live there with you? Grandfather . . . . .	23
21	Think of where you live most of the time. Which of the following people live there with you? Uncle . . . . .	23
22	Think of where you live most of the time. Which of the following people live there with you? Other Adults . . . . .	24
23	Think of where you live most of the time. Which of the following people live there with you? Brother(s) . . . . .	24
24	Think of where you live most of the time. Which of the following people live there with you? Stepbrother(s) . . . . .	24
25	Think of where you live most of the time. Which of the following people live there with you? Sister(s) . . . . .	24
26	Think of where you live most of the time. Which of the following people live there with you? Stepsister(s) . . . . .	25
27	Think of where you live most of the time. Which of the following people live there with you? Other Children . . . . .	25
28	In my school, students have lots of chances to help decide things like class activities and rules. . . . .	25
29	Teachers ask me to work on special classroom projects. . . . .	26
30	My teacher(s) notices when I am doing a good job and lets me know about it. . . . .	26
31	There are lots of chances for students in my school to get involved in sports, clubs, and other school activities outside of class. . . .	26
32	There are lots of chances for students in my school to talk with a teacher one-on-one. . . . .	27

33	I feel safe at my school. . . . .	27
34	The school lets my parents know when I have done something well. . . . .	27
35	My teachers praise me when I work hard in school. . . . .	28
36	Are your school grades better than the grades of most students in your class? . . . . .	28
37	I have lots of chances to be part of class discussions or activities. . . . .	28
38	Now thinking back over the past year in school, how often did you: enjoy being in school? . . . . .	29
39	Now thinking back over the past year in school, how often did you: hate being in school? . . . . .	29
40	Now thinking back over the past year in school, how often did you: try to do your best work in school? . . . . .	29
41	How often do you feel that the school work you are assigned is meaningful and important? . . . . .	30
42	Putting them all together, what were your grades like last year? . . . . .	30
43	How important do you think the things you are learning in school are going to be for your later life? . . . . .	30
44	How interesting are most of your courses to you? . . . . .	31
45	During the LAST FOUR WEEKS how many whole days of school have you missed because you skipped or 'cut'? . . . . .	31
46	Think of your four best friends (the friends you feel closest to). In the past year (12 months), how many of your best friends have: participated in clubs, organizations or activities at school? . . . .	31
47	Think of your four best friends (the friends you feel closest to). In the past year (12 months), how many of your best friends have: smoked cigarettes? . . . . .	32

48	Think of your four best friends (the friends you feel closest to). In the past year (12 months), how many of your best friends have: tried beer, wine or hard liquor (for example, vodka, whiskey, or gin) when their parents didn't know about it? . . . . .	32
49	Think of your four best friends (the friends you feel closest to). In the past year (12 months), how many of your best friends have: made a commitment to stay drug-free? . . . . .	32
50	Think of your four best friends (the friends you feel closest to). In the past year (12 months), how many of your best friends have: used marijuana? . . . . .	33
51	Think of your four best friends (the friends you feel closest to). In the past year (12 months), how many of your best friends have: tried to do well in school? . . . . .	33
52	Think of your four best friends (the friends you feel closest to). In the past year (12 months), how many of your best friends have: used LSD, cocaine, amphetamines, or other illegal drugs? . . . . .	33
53	Think of your four best friends (the friends you feel closest to). In the past year (12 months), how many of your best friends have: been suspended from school? . . . . .	34
54	Think of your four best friends (the friends you feel closest to). In the past year (12 months), how many of your best friends have: liked school? . . . . .	34
55	Think of your four best friends (the friends you feel closest to). In the past year (12 months), how many of your best friends have: carried a handgun? . . . . .	34
56	Think of your four best friends (the friends you feel closest to). In the past year (12 months), how many of your best friends have: sold illegal drugs? . . . . .	35
57	Think of your four best friends (the friends you feel closest to). In the past year (12 months), how many of your best friends have: regularly attended religious services? . . . . .	35

58	Think of your four best friends (the friends you feel closest to). In the past year (12 months), how many of your best friends have: stolen or tried to steal a motor vehicle such as a car or motorcycle? . . . . .	35
59	Think of your four best friends (the friends you feel closest to). In the past year (12 months), how many of your best friends have: been arrested? . . . . .	36
60	Think of your four best friends (the friends you feel closest to). In the past year (12 months), how many of your best friends have: dropped out of school? . . . . .	36
61	Think of your four best friends (the friends you feel closest to). In the past year (12 months), how many of your best friends have: been members of a gang? . . . . .	36
62	What are the chances you would be seen as cool if you: smoked cigarettes? . . . . .	37
63	What are the chances you would be seen as cool if you: worked hard at school? . . . . .	37
64	What are the chances you would be seen as cool if you: began drinking alcoholic beverages regularly, that is, at least once or twice a month? . . . . .	37
65	What are the chances you would be seen as cool if you: defended someone who was being verbally abused at school? . . . . .	38
66	What are the chances you would be seen as cool if you: smoked marijuana? . . . . .	38
67	What are the chances you would be seen as cool if you: carried a handgun? . . . . .	38
68	What are the chances you would be seen as cool if you: regularly volunteered to do community service? . . . . .	39
69	How old were you when you first: smoked marijuana? . . . . .	39
70	How old were you when you first: smoked a cigarette, even just a puff? . . . . .	40

71	How old were you when you first: had more than a sip or two of beer, wine or hard liquor (for example, vodka, whiskey, or gin)? . . . . .	40
72	How old were you when you first: began drinking alcoholic beverages regularly, that is, at least once or twice a month? . . . . .	41
73	How old were you when you first: used phenoxydine (pox, px, breeze)? . . . . .	41
74	How old were you when you first: got suspended from school? . . . . .	42
75	How old were you when you first: got arrested? . . . . .	42
76	How old were you when you first: carried a handgun? . . . . .	43
77	How old were you when you first: attacked someone with the idea of seriously hurting them? . . . . .	43
78	How old were you when you first: belonged to a gang? . . . . .	44
79	How wrong do you think it is for someone your age to: take a handgun to school? . . . . .	44
80	How wrong do you think it is for someone your age to: steal anything worth more than \$5? . . . . .	44
81	How wrong do you think it is for someone your age to: pick a fight with someone? . . . . .	45
82	How wrong do you think it is for someone your age to: attack someone with the idea of seriously hurting them? . . . . .	45
83	How wrong do you think it is for someone your age to: stay away from school all day when their parents think they are at school? . . . . .	45
84	How wrong do you think it is for someone your age to: drink beer, wine or hard liquor (for example, vodka, whiskey, or gin) regularly? . . . . .	46
85	How wrong do you think it is for someone your age to: smoke cigarettes? . . . . .	46

86	How wrong do you think it is for someone your age to: smoke marijuana? . . . . .	46
87	How wrong do you think it is for someone your age to: use LSD, cocaine, amphetamines or another illegal drug? . . . . .	47
88	At school during the past 12 months, did you receive help from the resource teacher, speech therapist or other special education teacher? . . . . .	47
89	How many times have you done the following things? done what feels good no matter what. . . . .	47
90	How many times have you done the following things? done something dangerous because someone dared you to do it. . . . .	48
91	How many times have you done the following things? done crazy things even if they are a little dangerous. . . . .	48
92	How many times in the past year (12 months) have you: been suspended from school? . . . . .	49
93	How many times in the past year (12 months) have you: carried a handgun? . . . . .	49
94	How many times in the past year (12 months) have you: sold illegal drugs? . . . . .	50
95	How many times in the past year (12 months) have you: stolen or tried to steal a motor vehicle such as a car or motorcycle? . . . . .	50
96	How many times in the past year (12 months) have you: participated in clubs, organizations or activities at school? . . . . .	51
97	How many times in the past year (12 months) have you: been arrested? . . . . .	51
98	How many times in the past year (12 months) have you: done extra work on your own for school? . . . . .	52
99	How many times in the past year (12 months) have you: attacked someone with the idea of seriously hurting them? . . . . .	52

100	How many times in the past year (12 months) have you: been drunk or high at school? . . . . .	53
101	How many times in the past year (12 months) have you: volunteered to do community service? . . . . .	53
102	How many times in the past year (12 months) have you: taken a handgun to school? . . . . .	54
103	Are you currently on probation, or assigned a probation officer with Juvenile Court? . . . . .	54
104	Have you ever belonged to a gang? . . . . .	54
105	If you have ever belonged to a gang, did that gang have a name? . . . . .	55
106	You're looking at CD's in a music store with a friend. You look up and see her slip a CD under her coat. She smiles and says 'Which one do you want? Go ahead, take it while nobody's around.' There is nobody in sight, no employees and no other customers. What would you do now? . . . . .	55
107	You are visiting another part of town, and you don't know any of the people your age there. You are walking down the street, and some teenager you don't know is walking toward you. He is about your size, and as he is about to pass you, he deliberately bumps into you and you almost lose your balance. What would you say or do? . . . . .	55
108	You are at a party at someone's house, and one of your friends offers you a drink containing alcohol. What would you say or do? . . . . .	56
109	It's 8:00 on a weeknight and you are about to go over to a friend's home when your mother asks you where you are going. You say 'Oh, just going to go hang out with some friends.' She says, 'No, you'll just get into trouble if you go out. Stay home tonight.' What would you do now? . . . . .	56
110	How often do you attend religious services or activities? . . . . .	56
111	I do the opposite of what people tell me, just to get them mad. . . . .	57
112	I like to see how much I can get away with. . . . .	57

113	I ignore rules that get in my way. . . . .	57
114	I think sometimes it's okay to cheat at school. . . . .	58
115	It is important to think before you act. . . . .	58
116	Sometimes I think that life is not worth it. . . . .	58
117	At times I think I am no good at all. . . . .	59
118	All in all, I am inclined to think that I am a failure. . . . .	59
119	In the past year, have you felt depressed or sad MOST days, even if you felt okay sometimes? . . . . .	59
120	It is all right to beat up people if they start the fight. . . . .	60
121	I think it is okay to take something without asking if you can get away with it. . . . .	60
122	Sometimes we don't know what we will do as adults, but we may have an idea. Please answer how true these statements may be for you. WHEN I AM AN ADULT I WILL: smoke cigarettes. . . . .	60
123	Sometimes we don't know what we will do as adults, but we may have an idea. Please answer how true these statements may be for you. WHEN I AM AN ADULT I WILL: drink beer, wine, or liquor. . . . .	61
124	Sometimes we don't know what we will do as adults, but we may have an idea. Please answer how true these statements may be for you. WHEN I AM AN ADULT I WILL: smoke marijuana. . . . .	61
125	Sometimes we don't know what we will do as adults, but we may have an idea. Please answer how true these statements may be for you. WHEN I AM AN ADULT I WILL: use LSD, cocaine, amphetamines or another illegal drug. . . . .	61
126	How much do you think people risk harming themselves (physically or in other ways) if they: smoked one or more packs of cigarettes per day? . . . . .	62

127	How much do you think people risk harming themselves (physically or in other ways) if they: try marijuana once or twice? . . . .	62
128	How much do you think people risk harming themselves (physically or in other ways) if they: smoke marijuana regularly? . . . .	62
129	How much do you think people risk harming themselves (physically or in other ways) if they: take one or two drinks of an alcoholic beverage (beer, wine, liquor) nearly every day? . . . .	63
130	How much do you think people risk harming themselves (physically or in other ways) if they: have five or more drinks once or twice each weekend? . . . .	63
131	On how many occasions have you had alcoholic beverages (beer, wine or hard liquor) to drink in your lifetime - more than just a few sips? . . . .	63
132	On how many occasions have you had beer, wine or hard liquor to drink during the past 30 days? . . . .	64
133	On how many occasions have you used marijuana (grass, pot) or hashish (hash, hash oil) in your lifetime? . . . .	64
134	On how many occasions have you used marijuana (grass, pot) or hashish (hash, hash oil) during the past 30 days? . . . .	65
135	On how many occasions have you used LSD or other psychedelics in your lifetime? . . . .	65
136	On how many occasions have you used LSD or other psychedelics during the past 30 days? . . . .	66
137	On how many occasions have you used cocaine or crack in your lifetime? . . . .	66
138	On how many occasions have you used cocaine or crack during the past 30 days? . . . .	67
139	On how many occasions have you sniffed glue, breathed the contents of an aerosol spray can, or inhaled other gases or sprays, in order to get high in your lifetime? . . . .	67

140	On how many occasions have you sniffed glue, breathed the contents of an aerosol spray can, or inhaled other gases or sprays, in order to get high during the past 30 days? . . . .	68
141	On how many occasions have you used phenoxydine (pox, px, breeze) in your lifetime? . . . .	68
142	On how many occasions have you used phenoxydine (pox, px, breeze) during the past 30 days? . . . .	69
143	On how many occasions have you used sedatives (tranquilizers, such as Valium or Xanax, barbiturates, or sleeping pills) without a doctor telling you to take them, in your lifetime? . . . .	69
144	On how many occasions have you used sedatives (tranquilizers, such as Valium or Xanax, barbiturates, or sleeping pills) without a doctor telling you to take them, during the past 30 days? . . . .	70
145	On how many occasions have you used Methamphetamines (meth, speed, crank, crystal meth) in your lifetime? . . . .	70
146	On how many occasions have you used Methamphetamines (meth, speed, crank, crystal meth) in the past 30 days? . . . .	71
147	On how many occasions have you used stimulants, other than Methamphetamines (such as amphetamines, Ritalin or Dexedrine) without a doctor telling you to take them, in your lifetime? . . . .	71
148	On how many occasions have you used stimulants, other than Methamphetamines (such as amphetamines, Ritalin or Dexedrine) without a doctor telling you to take them, during the past 30 days? . . . .	72
149	On how many occasions have you used heroin or other opiates in your lifetime? . . . .	72
150	On how many occasions have you used heroin or other opiates during the past 30 days? . . . .	73
151	On how many occasions have you used MDMA ('X', 'E', or ecstasy) in your lifetime? . . . .	73

152	On how many occasions have you used MDMA ('X', 'E', or ecstasy) during the past 30 days? . . . . .	74
153	On how many occasions have you taken prescription drugs (such as Valium, Xanax, Ritalin, Adderall, OxyContin, Darvocet, or sleeping pills) on your own-that is, without a doctor telling you to take them in your lifetime? . . . . .	74
154	On how many occasions have you taken prescription drugs (such as Valium, Xanax, Ritalin, Adderall, OxyContin, Darvocet, or sleeping pills) on your own-that is, without a doctor telling you to take them during the past 30 days? . . . . .	75
155	On how many occasions have you taken non-prescription medicines such as diet pills (for example, Dietac, Dexatrim or Prolamine), stay-awake pills (for example No-Doz, Vivarin, or Wake), or cough or cold medicines (robos, DXM, etc.) to get high in your lifetime? . . . . .	75
156	On how many occasions have you taken non-prescription medicines such as diet pills (for example, Dietac, Dexatrim or Prolamine), stay-awake pills (for example No-Doz, Vivarin, or Wake), or cough or cold medicines (robos, DXM, etc.) to get high during the past 30 days? . . . . .	76
157	On how many occasions have you been drunk or very high from drinking alcoholic beverages during the past 30 days? . . . . .	76
158	Think back over the last two weeks. How many times have you had five or more alcoholic drinks in a row? . . . . .	77
159	Have you ever used smokeless tobacco (chew, snuff, plug, dipping tobacco, or chewing tobacco)? . . . . .	77
160	How often have you taken smokeless tobacco during the past 30 days? . . . . .	77
161	Have you ever smoked cigarettes? . . . . .	78
162	How frequently have you smoked cigarettes during the past 30 days? . . . . .	78

163	During the last month, about how many marijuana cigarettes, or the equivalent, did you smoke a day, on the average? . . . . .	79
164	If you drank alcohol (not just a sip or taste) in the past year, how did you usually get it? . . . . .	79
165	If you drank alcohol (not just a sip or taste) in the past year, where did you usually drink it? . . . . .	80
166	If you smoked cigarettes (not just a puff or drag) in the past year, how did you usually get them? . . . . .	81
167	If you smoked cigarettes (not just a puff or drag) in the past year, where did you usually smoke them? . . . . .	82
168	During the past 30 days, how many times did you ride in a car or other vehicle driven by someone who had been drinking alcohol? . . . . .	82
169	During the past 30 days, how many times did you drive a car or other vehicle when you had been drinking alcohol? . . . . .	83
170	How wrong would most adults (over 21) in your neighborhood think it is for kids your age: to use marijuana? . . . . .	83
171	How wrong would most adults (over 21) in your neighborhood think it is for kids your age: to drink alcohol? . . . . .	83
172	How wrong would most adults (over 21) in your neighborhood think it is for kids your age: to smoke cigarettes? . . . . .	84
173	How much do each of the following statements describe your neighborhood? crime and/or drug selling . . . . .	84
174	How much do each of the following statements describe your neighborhood? fights . . . . .	84
175	How much do each of the following statements describe your neighborhood? lots of empty or abandoned buildings . . . . .	85
176	How much do each of the following statements describe your neighborhood? lots of graffiti . . . . .	85
177	If I had to move, I would miss the neighborhood I now live in. . . . .	85

178	My neighbors notice when I am doing a good job and let me know about it. . . . .	86
179	I like my neighborhood. . . . .	86
180	There are lots of adults in my neighborhood I could talk to about something important. . . . .	86
181	I'd like to get out of my neighborhood. . . . .	87
182	There are people in my neighborhood who are proud of me when I do something well. . . . .	87
183	There are people in my neighborhood who encourage me to do my best. . . . .	87
184	I feel safe in my neighborhood. . . . .	88
185	Which of the following activities for people your age are available in your community? sports teams? . . . . .	88
186	Which of the following activities for people your age are available in your community? scouting? . . . . .	88
187	Which of the following activities for people your age are available in your community? boys and girls clubs? . . . . .	89
188	Which of the following activities for people your age are available in your community? 4-H clubs? . . . . .	89
189	Which of the following activities for people your age are available in your community? service clubs? . . . . .	89
190	If a kid smoked marijuana in your neighborhood would he or she be caught by the police? . . . . .	90
191	If a kid drank some beer, wine or hard liquor (for example, vodka, whiskey, or gin) in your neighborhood would he or she be caught by the police? . . . . .	90
192	If a kid carried a handgun in your neighborhood would he or she be caught by the police? . . . . .	90

193	If you wanted to get some cigarettes, how easy would it be for you to get some? . . . . .	91
194	If you wanted to get some beer, wine or hard liquor (for example, vodka, whiskey, or gin), how easy would it be for you to get some? . . . . .	91
195	If you wanted to get a drug like cocaine, LSD, or amphetamines, how easy would it be for you to get some? . . . . .	91
196	If you wanted to get a handgun, how easy would it be for you to get one? . . . . .	92
197	If you wanted to get some marijuana, how easy would it be for you to get some? . . . . .	92
198	During the past 12 months, have you participated in any alcohol prevention programs or seen any alcohol prevention messages in your school or community? Yes, a school-based program focused on preventing underage drinking and/or drinking and driving. . . . .	92
199	During the past 12 months, have you participated in any alcohol prevention programs or seen any alcohol prevention messages in your school or community? Yes, a community-based program focused on preventing underage drinking and/or drinking and driving (for example, through your church or temple or through youth groups like Boys and Girls Club or 4-H). . . . .	93
200	During the past 12 months, have you participated in any alcohol prevention programs or seen any alcohol prevention messages in your school or community? Yes, a media campaign addressing underage drinking and/or drinking and driving (for example, newspaper ads, posters, pamphlets, radio, TV). . . . .	93
201	During the past 12 months, have you participated in any alcohol prevention programs or seen any alcohol prevention messages in your school or community? No . . . . .	93
202	How wrong do your parents feel it would be for YOU to: drink beer, wine or hard liquor (for example, vodka, whiskey or gin) regularly? . . . . .	94
203	How wrong do your parents feel it would be for YOU to: smoke cigarettes? . . . . .	94

204	How wrong do your parents feel it would be for YOU to: smoke marijuana? . . . . .	94
205	How wrong do your parents feel it would be for YOU to: steal something worth more than \$5? . . . . .	95
206	How wrong do your parents feel it would be for YOU to: draw graffiti, write things, or draw pictures on buildings or other property (without the owner's permission)? . . . . .	95
207	How wrong do your parents feel it would be for YOU to: pick a fight with someone? . . . . .	95
208	During the past 12 months, have you talked with at least one of your parents about the dangers of underage drinking and/or drinking and driving? By parents, we mean either your biological parents, adoptive parents, stepparents, or adult guardians - whether or not they live with you. . . . .	96
209	Have any of your brothers or sisters ever: drunk beer, wine or hard liquor (for example, vodka, whiskey or gin)? . . . . .	96
210	Have any of your brothers or sisters ever: smoked marijuana? . . . . .	96
211	Have any of your brothers or sisters ever: smoked cigarettes? . . . . .	97
212	Have any of your brothers or sisters ever: taken a handgun to school? . . . . .	97
213	Have any of your brothers or sisters ever: been suspended or expelled from school? . . . . .	97
214	The rules in my family are clear. . . . .	98
215	People in my family often insult or yell at each other. . . . .	98
216	When I am not at home, one of my parents knows where I am and who I am with. . . . .	98
217	We argue about the same things in my family over and over. . . . .	99

218	If you drank some beer or wine or liquor (for example, vodka, whiskey, or gin) without your parents' permission, would you be caught by your parents? . . . . .	99
219	My family has clear rules about alcohol and drug use. . . . .	99
220	If you carried a handgun without your parents' permission, would you be caught by your parents? . . . . .	100
221	If you skipped school would you be caught by your parents? . . . . .	100
222	Do you feel very close to your mother? . . . . .	100
223	Do you share your thoughts and feelings with your mother? . . . . .	101
224	My parents ask me what I think before most family decisions affecting me are made. . . . .	101
225	Do you share your thoughts and feelings with your father? . . . . .	101
226	Do you enjoy spending time with your mother? . . . . .	102
227	Do you enjoy spending time with your father? . . . . .	102
228	If I had a personal problem, I could ask my mom or dad for help. . . . .	102
229	Do you feel very close to your father? . . . . .	103
230	My parents give me lots of chances to do fun things with them. . . . .	103
231	My parents ask if I've gotten my homework done. . . . .	103
232	People in my family have serious arguments. . . . .	104
233	Would your parents know if you did not come home on time? . . . . .	104
234	It is important to be honest with your parents, even if they become upset or you get punished. . . . .	104
235	My parents notice when I am doing a good job and let me know about it. . . . .	105

236	How often do your parents tell you they're proud of you for something you've done? . . . . .	105
237	How many brothers and sisters, including stepbrothers and step-sisters, do you have that are younger than you? . . . . .	105
238	How many brothers and sisters, including stepbrothers and step-sisters, do you have that are older than you? . . . . .	106
239	Have you changed homes in the past year (the last 12 months)?	106
240	How many times have you changed homes since kindergarten? .	106
241	Have you changed schools (including changing from elementary to middle and middle to high school) in the past year? . . . . .	107
242	How many times have you changed schools since kindergarten (including changing from elementary to middle and middle to high school)? . . . . .	107
243	Has anyone in your family ever had severe alcohol or drug problems?	107
244	About how many adults (over 21) have you known personally who in the past year have: used marijuana, crack, cocaine, or other drugs? . . . . .	108
245	About how many adults (over 21) have you known personally who in the past year have: sold or dealt drugs? . . . . .	108
246	About how many adults (over 21) have you known personally who in the past year have: done other things that could get them in trouble with the police, like stealing, selling stolen goods, mugging or assaulting others, etc.? . . . .	108
247	About how many adults (over 21) have you known personally who in the past year have: gotten drunk or high? . . . . .	109
248	How honest were you in filling out this survey? . . . . .	109

## List of Figures

1	Grade Chart . . . . .	13
2	Gender Chart . . . . .	14
3	Age Chart . . . . .	15
4	Ethnic Origin Chart . . . . .	16

# 1 INTRODUCTION

This report was generated from data collected on the *2008 Arkansas Prevention Needs Assessment Student Survey*. This report contains basic frequency tables of all data collected and graphs on the selected demographic variables of grade, gender, age and ethnic origin. The graph on ethnic origin is represented as a bar chart rather than as a pie chart. This is because students were allowed to mark more than one response for ethnic origin as opposed to being allowed to mark only one response. The bars represent the percent of students who marked each of the ethnic categories.

Questions regarding the information found in this report can be directed to:

**Pride Surveys**

160 Vanderbilt Court  
Bowling Green, KY 42103  
1-800-279-6361  
[www.pridesurveys.com](http://www.pridesurveys.com)

# Grade Chart

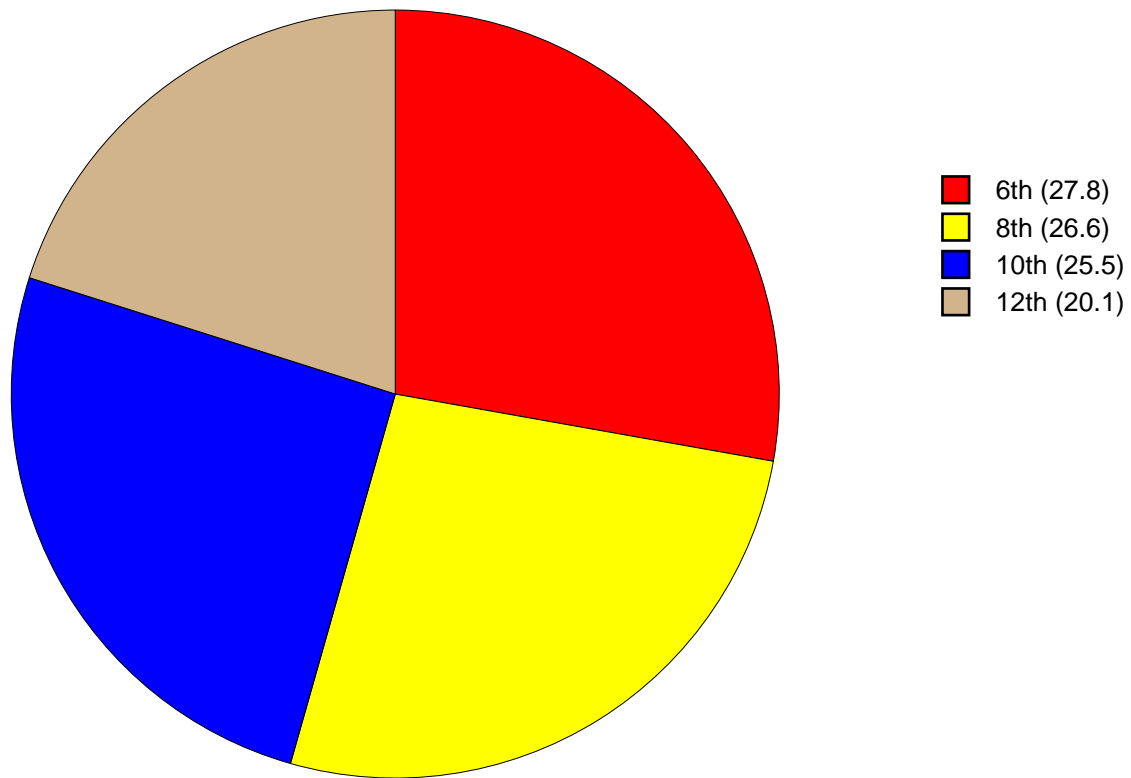


Figure 1: Grade Chart

## Gender Chart

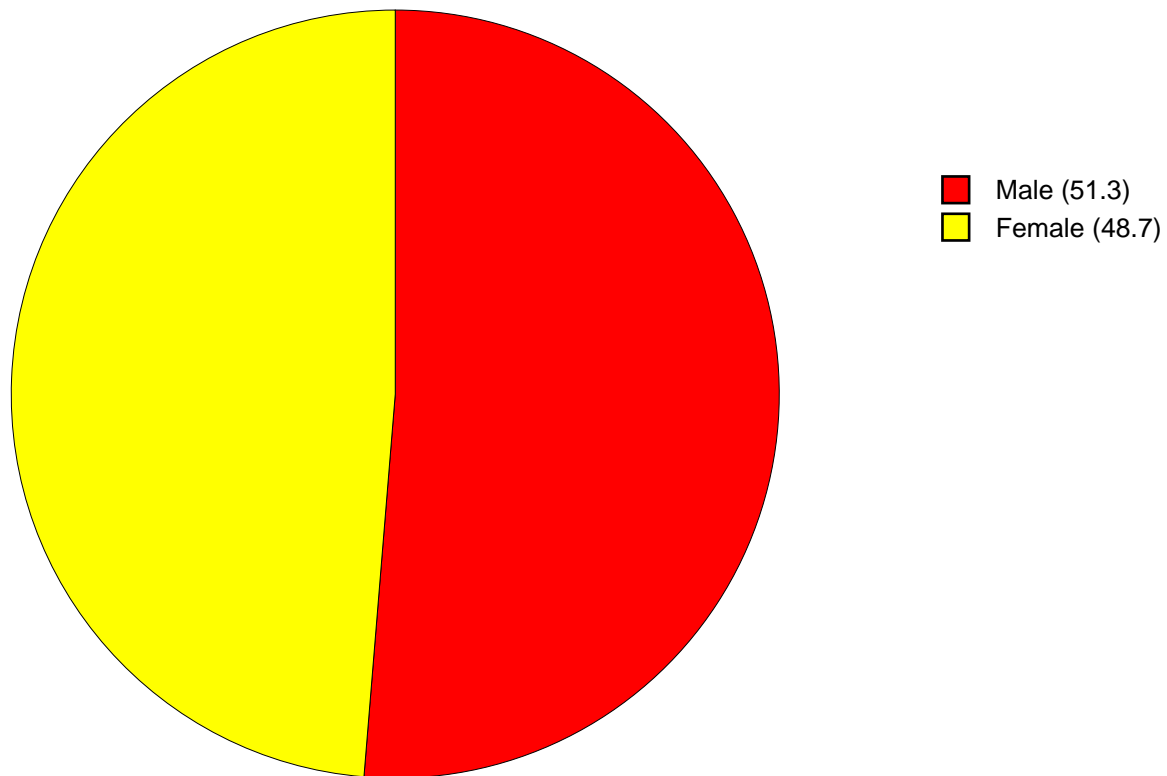


Figure 2: Gender Chart

# Age Chart

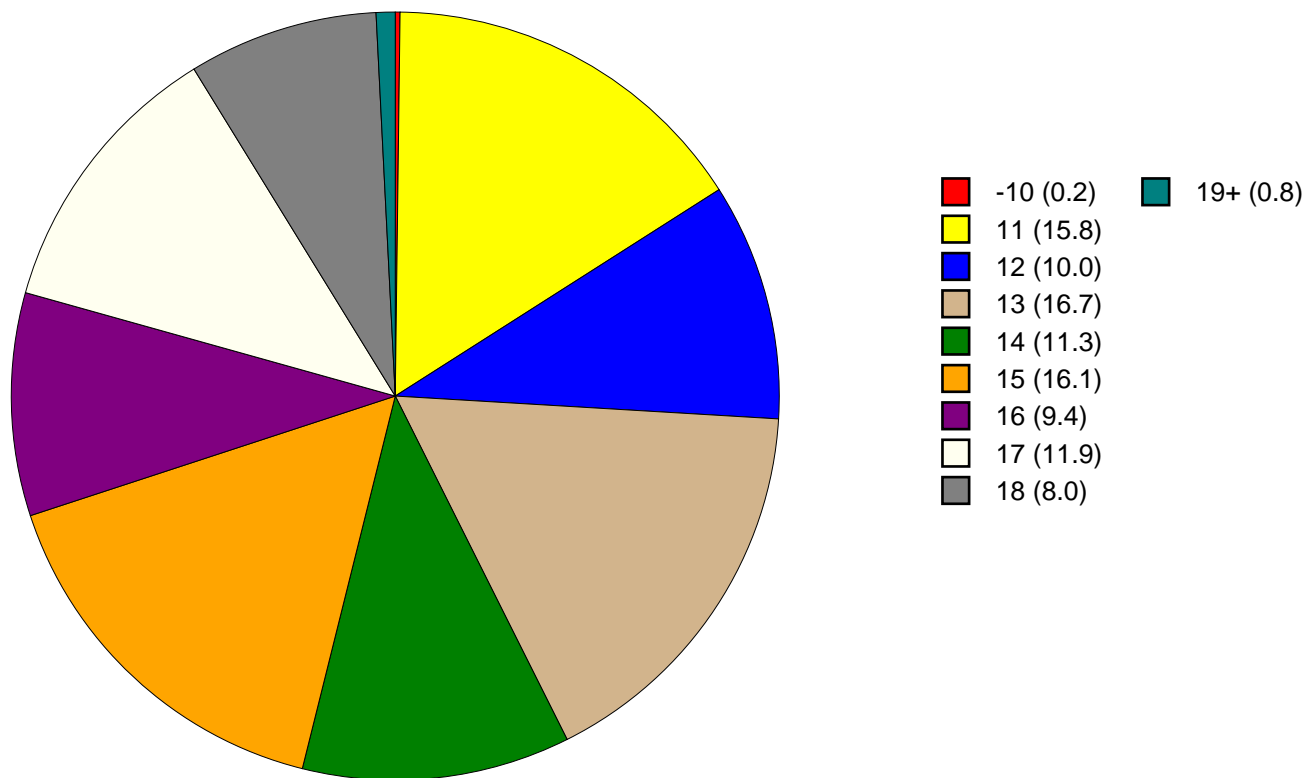


Figure 3: Age Chart

## Ethnic Origin Chart

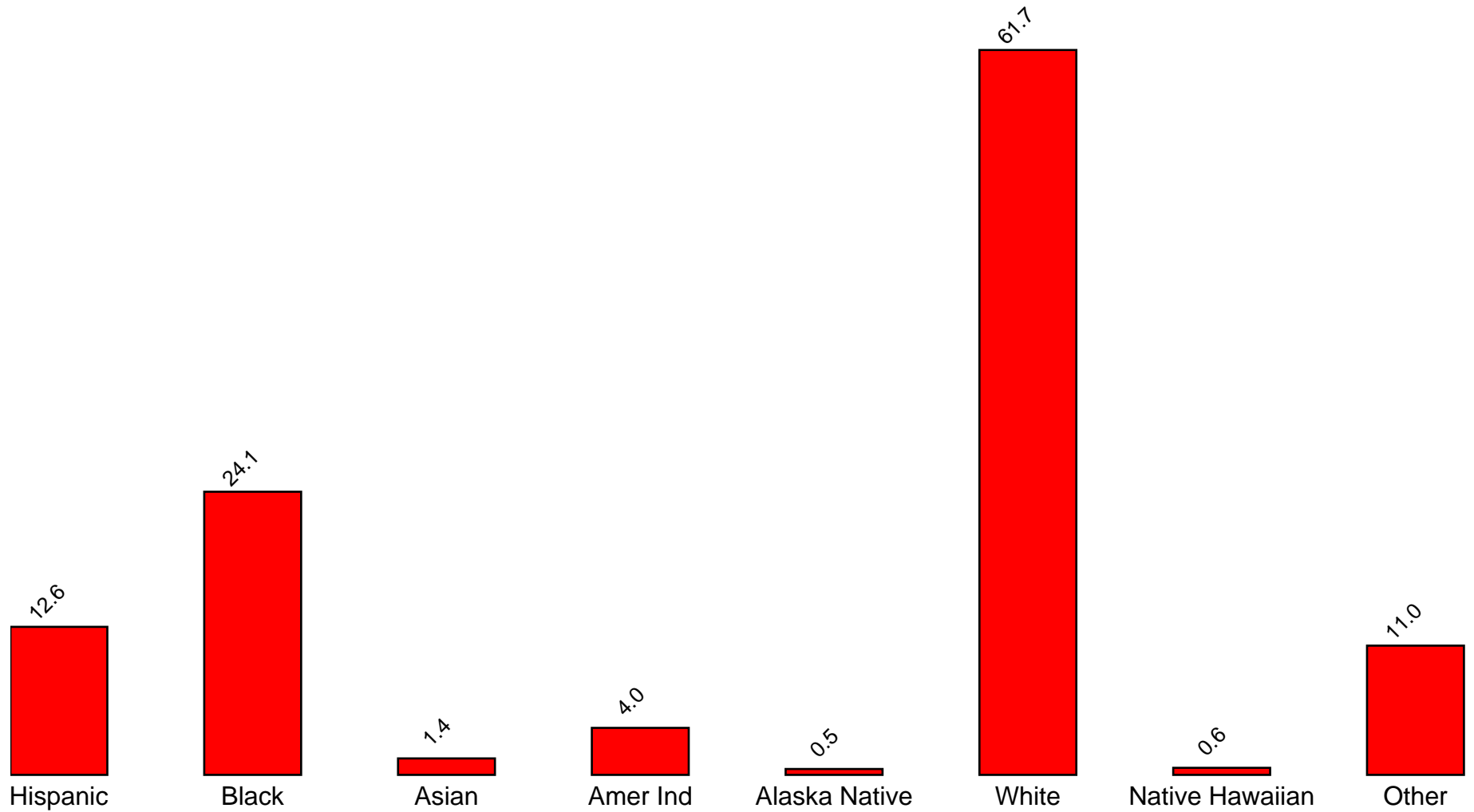


Figure 4: Ethnic Origin Chart

## 2 PERCENTAGE TABLES

The following tables contain frequency distribution detailing how your students responded to each question on the survey. The tables appear in the same order as the questions on the survey. The tables include breakdowns by grade level as well as overall percentages. The *N of Valid* row is a frequency count of the number of valid responses to each question for each grade and overall. The *N of Miss* row is a frequency count of the number of invalid (marked more than one response) or missing (i.e. did not respond) responses to each question for each grade and overall.

For the questions that allowed more than one response (i.e. race, live with, etc.) each response becomes a separate table. If a student did not mark the response, that was counted as a NO response, and if they did mark the response, that was counted as a YES response. Since a non response is a valid response for these questions, the *N of Miss* will always be zero for these questions.

Table 1: Sex

Response	6	8	10	12	Total	
Male	52.5	47.9	49.7	56.3	51.3	
Female	47.5	52.1	50.3	43.8	48.7	
N of Valid	177	169	163	128	637	
N of Miss	2	2	1	1	6	

Table 2: Age

Response	6	8	10	12	Total	
10 or younger	0.6	0.0	0.0	0.0	0.2	
11	56.7	0.0	0.0	0.0	15.8	
12	35.4	0.6	0.0	0.0	10.0	
13	7.3	55.0	0.0	0.0	16.7	
14	0.0	41.5	0.6	0.0	11.3	
15	0.0	2.9	60.1	0.0	16.1	
16	0.0	0.0	36.8	0.0	9.4	
17	0.0	0.0	1.2	57.8	11.9	
18	0.0	0.0	1.2	38.3	8.0	
19 or older	0.0	0.0	0.0	3.9	0.8	
N of Valid	178	171	163	128	640	
N of Miss	1	0	1	1	3	

Table 3: Are you Hispanic or Latino?

Response	6	8	10	12	Total	
No	88.8	84.3	87.6	89.4	87.4	
Yes	11.2	15.7	12.4	10.6	12.6	
N of Valid	170	166	161	123	620	
N of Miss	9	5	3	6	23	

Table 4: What is your race? Black or African American



Response	6	8	10	12	Total	
No	78.2	77.2	75.6	71.3	75.9	
Yes	21.8	22.8	24.4	28.7	24.1	
N of Valid	179	171	164	129	643	
N of Miss	0	0	0	0	0	

Table 5: What is your race? Asian



Response	6	8	10	12	Total	
No	98.9	97.7	98.2	100.0	98.6	
Yes	1.1	2.3	1.8	0.0	1.4	
N of Valid	179	171	164	129	643	
N of Miss	0	0	0	0	0	

Table 6: What is your race? American Indian



Response	6	8	10	12	Total	
No	93.3	95.9	97.6	97.7	96.0	
Yes	6.7	4.1	2.4	2.3	4.0	
N of Valid	179	171	164	129	643	
N of Miss	0	0	0	0	0	

Table 7: What is your race? Alaska Native



Response	6	8	10	12	Total	
No	98.9	100.0	99.4	100.0	99.5	
Yes	1.1	0.0	0.6	0.0	0.5	
N of Valid	179	171	164	129	643	
N of Miss	0	0	0	0	0	

Table 8: What is your race? White



Response	6	8	10	12	Total	
No	39.1	39.2	36.6	38.0	38.3	
Yes	60.9	60.8	63.4	62.0	61.7	
N of Valid	179	171	164	129	643	
N of Miss	0	0	0	0	0	

Table 9: What is your race? Native Hawaiian or Other Pacific Islander



Response	6	8	10	12	Total	
No	100.0	100.0	98.2	99.2	99.4	
Yes	0.0	0.0	1.8	0.8	0.6	
N of Valid	179	171	164	129	643	
N of Miss	0	0	0	0	0	

Table 10: What is your race? Other



Response	6	8	10	12	Total	
No	87.2	87.1	89.6	93.0	89.0	
Yes	12.8	12.9	10.4	7.0	11.0	
N of Valid	179	171	164	129	643	
N of Miss	0	0	0	0	0	

Table 11: What is the highest level of schooling completed by your mother or father?









Response	6	8	10	12	Total	
Completed grade school or less	3.0	2.9	1.3	4.0	2.7	
Some high school	5.4	5.9	9.4	11.3	7.7	
Completed high school	16.2	22.4	28.3	37.1	25.2	
Some college	15.6	14.1	13.8	17.7	15.2	
Completed college	19.2	21.8	23.3	24.2	21.9	
Graduate or professional school after college	6.0	6.5	6.9	2.4	5.6	
Don't know	33.5	25.9	15.1	3.2	20.6	
Does not apply	1.2	0.6	1.9	0.0	1.0	
N of Valid	167	170	159	124	620	
N of Miss	12	1	5	5	23	

Table 12: Think of where you live most of the time. Which of the following people live there with you? Mother



Response	6	8	10	12	Total	
No	13.4	15.8	13.4	14.7	14.3	
Yes	86.6	84.2	86.6	85.3	85.7	
N of Valid	179	171	164	129	643	
N of Miss	0	0	0	0	0	

Table 13: Think of where you live most of the time. Which of the following people live there with you? Stepmother



Response	6	8	10	12	Total	
No	94.4	94.7	95.1	94.6	94.7	
Yes	5.6	5.3	4.9	5.4	5.3	
N of Valid	179	171	164	129	643	
N of Miss	0	0	0	0	0	

Table 14: Think of where you live most of the time. Which of the following people live there with you? Foster Mother



Response	6	8	10	12	Total	
No	98.9	99.4	98.8	100.0	99.2	
Yes	1.1	0.6	1.2	0.0	0.8	
N of Valid	179	171	164	129	643	
N of Miss	0	0	0	0	0	

Table 15: Think of where you live most of the time. Which of the following people live there with you? Grandmother



Response	6	8	10	12	Total	
No	88.3	91.8	92.1	93.0	91.1	
Yes	11.7	8.2	7.9	7.0	8.9	
N of Valid	179	171	164	129	643	
N of Miss	0	0	0	0	0	

Table 16: Think of where you live most of the time. Which of the following people live there with you? Aunt



Response	6	8	10	12	Total	
No	95.0	97.1	96.3	93.8	95.6	
Yes	5.0	2.9	3.7	6.2	4.4	
N of Valid	179	171	164	129	643	
N of Miss	0	0	0	0	0	

Table 17: Think of where you live most of the time. Which of the following people live there with you? Father



Response	6	8	10	12	Total	
No	40.8	45.0	40.2	44.2	42.5	
Yes	59.2	55.0	59.8	55.8	57.5	
N of Valid	179	171	164	129	643	
N of Miss	0	0	0	0	0	

Table 18: Think of where you live most of the time. Which of the following people live there with you? Stepfather



Response	6	8	10	12	Total	
No	86.6	85.4	87.8	84.5	86.2	
Yes	13.4	14.6	12.2	15.5	13.8	
N of Valid	179	171	164	129	643	
N of Miss	0	0	0	0	0	

Table 19: Think of where you live most of the time. Which of the following people live there with you? Foster Father



Response	6	8	10	12	Total	
No	99.4	99.4	99.4	100.0	99.5	
Yes	0.6	0.6	0.6	0.0	0.5	
N of Valid	179	171	164	129	643	
N of Miss	0	0	0	0	0	

Table 20: Think of where you live most of the time. Which of the following people live there with you? Grandfather



Response	6	8	10	12	Total	
No	91.6	95.9	95.1	97.7	94.9	
Yes	8.4	4.1	4.9	2.3	5.1	
N of Valid	179	171	164	129	643	
N of Miss	0	0	0	0	0	

Table 21: Think of where you live most of the time. Which of the following people live there with you? Uncle



Response	6	8	10	12	Total	
No	95.5	94.7	97.6	96.1	96.0	
Yes	4.5	5.3	2.4	3.9	4.0	
N of Valid	179	171	164	129	643	
N of Miss	0	0	0	0	0	

Table 22: Think of where you live most of the time. Which of the following people live there with you? Other Adults



Response	6	8	10	12	Total	
No	96.1	96.5	95.7	95.3	96.0	
Yes	3.9	3.5	4.3	4.7	4.0	
N of Valid	179	171	164	129	643	
N of Miss	0	0	0	0	0	

Table 23: Think of where you live most of the time. Which of the following people live there with you? Brother(s)



Response	6	8	10	12	Total	
No	58.1	60.8	53.7	59.7	58.0	
Yes	41.9	39.2	46.3	40.3	42.0	
N of Valid	179	171	164	129	643	
N of Miss	0	0	0	0	0	

Table 24: Think of where you live most of the time. Which of the following people live there with you? Stepbrother(s)



Response	6	8	10	12	Total	
No	93.3	93.6	98.2	99.2	95.8	
Yes	6.7	6.4	1.8	0.8	4.2	
N of Valid	179	171	164	129	643	
N of Miss	0	0	0	0	0	

Table 25: Think of where you live most of the time. Which of the following people live there with you? Sister(s)



Response	6	8	10	12	Total	
No	60.3	55.6	61.0	68.2	60.8	
Yes	39.7	44.4	39.0	31.8	39.2	
N of Valid	179	171	164	129	643	
N of Miss	0	0	0	0	0	

Table 26: Think of where you live most of the time. Which of the following people live there with you? Stepsister(s)



Response	6	8	10	12	Total	
No	95.5	94.7	97.0	96.9	96.0	
Yes	4.5	5.3	3.0	3.1	4.0	
N of Valid	179	171	164	129	643	
N of Miss	0	0	0	0	0	

Table 27: Think of where you live most of the time. Which of the following people live there with you? Other Children



Response	6	8	10	12	Total	
No	94.4	94.7	89.0	92.2	92.7	
Yes	5.6	5.3	11.0	7.8	7.3	
N of Valid	179	171	164	129	643	
N of Miss	0	0	0	0	0	

Table 28: In my school, students have lots of chances to help decide things like class activities and rules.





Response	6	8	10	12	Total	
NO!	28.8	9.5	23.9	23.0	21.3	
no	34.5	38.5	33.7	34.9	35.4	
yes	29.9	46.2	36.2	33.3	36.5	
YES!	6.8	5.9	6.1	8.7	6.8	
N of Valid	177	169	163	126	635	
N of Miss	2	2	1	3	8	

Table 29: Teachers ask me to work on special classroom projects.

Response	6	8	10	12	Total
NO!	11.3	10.6	8.6	8.6	9.9
no	32.8	36.5	44.2	32.8	36.7
yes	46.9	41.2	44.8	49.2	45.3
YES!	9.0	11.8	2.5	9.4	8.2
N of Valid	177	170	163	128	638
N of Miss	2	1	1	1	5

Table 30: My teacher(s) notices when I am doing a good job and lets me know about it.

Response	6	8	10	12	Total
NO!	2.8	2.4	9.8	6.2	5.2
no	11.4	13.6	16.5	17.8	14.6
yes	46.6	54.4	59.8	47.3	52.2
YES!	39.2	29.6	14.0	28.7	28.1
N of Valid	176	169	164	129	638
N of Miss	3	2	0	0	5

Table 31: There are lots of chances for students in my school to get involved in sports, clubs, and other school activities outside of class.

Response	6	8	10	12	Total
NO!	9.6	1.8	3.7	3.1	4.7
no	14.6	7.1	9.1	1.6	8.6
yes	36.0	38.2	44.5	33.6	38.3
YES!	39.9	52.9	42.7	61.7	48.4
N of Valid	178	170	164	128	640
N of Miss	1	1	0	1	3

Table 32: There are lots of chances for students in my school to talk with a teacher one-on-one.

Response	6	8	10	12	Total
NO!	4.5	1.2	11.6	3.9	5.3
no	16.4	12.4	12.2	10.9	13.1
yes	44.1	51.2	58.5	50.0	50.9
YES!	35.0	35.3	17.7	35.2	30.7
N of Valid	177	170	164	128	639
N of Miss	2	1	0	1	4

Table 33: I feel safe at my school.

Response	6	8	10	12	Total
NO!	3.9	6.6	11.6	10.9	8.0
no	8.4	12.6	10.4	11.7	10.7
yes	28.1	46.1	53.7	40.6	41.9
YES!	59.6	34.7	24.4	36.7	39.4
N of Valid	178	167	164	128	637
N of Miss	1	4	0	1	6

Table 34: The school lets my parents know when I have done something well.

Response	6	8	10	12	Total
NO!	11.4	10.6	17.7	21.3	14.8
no	21.0	42.9	42.7	41.7	36.6
yes	41.5	35.9	29.9	25.2	33.8
YES!	26.1	10.6	9.8	11.8	14.9
N of Valid	176	170	164	127	637
N of Miss	3	1	0	2	6

Table 35: My teachers praise me when I work hard in school.

Response	6	8	10	12	Total
NO!	10.8	7.8	17.8	10.9	11.8
no	21.6	37.7	38.0	37.5	33.3
yes	44.9	38.9	38.0	43.8	41.3
YES!	22.7	15.6	6.1	7.8	13.6
N of Valid	176	167	163	128	634
N of Miss	3	4	1	1	9

Table 36: Are your school grades better than the grades of most students in your class?

Response	6	8	10	12	Total
NO!	7.4	11.2	6.7	7.0	8.2
no	30.1	28.2	31.7	27.3	29.5
yes	44.9	44.7	43.9	41.4	43.9
YES!	17.6	15.9	17.7	24.2	18.5
N of Valid	176	170	164	128	638
N of Miss	3	1	0	1	5

Table 37: I have lots of chances to be part of class discussions or activities.

Response	6	8	10	12	Total
NO!	3.4	5.9	7.9	5.4	5.6
no	17.6	17.1	20.7	9.3	16.6
yes	43.2	52.4	55.5	66.7	53.5
YES!	35.8	24.7	15.9	18.6	24.3
N of Valid	176	170	164	129	639
N of Miss	3	1	0	0	4

Table 38: Now thinking back over the past year in school, how often did you: enjoy being in school?






Response	6	8	10	12	Total	
Never	6.4	10.0	12.8	10.2	9.8	
Seldom	10.4	11.8	14.6	13.3	12.4	
Sometimes	39.3	38.2	38.4	35.2	38.0	
Often	22.0	28.8	25.6	28.9	26.1	
Almost always	22.0	11.2	8.5	12.5	13.7	
N of Valid	173	170	164	128	635	
N of Miss	6	1	0	1	8	

Table 39: Now thinking back over the past year in school, how often did you: hate being in school?






Response	6	8	10	12	Total	
Never	22.2	8.8	5.5	6.3	11.1	
Seldom	26.3	25.9	23.2	28.9	25.9	
Sometimes	27.5	34.1	34.1	31.3	31.8	
Often	14.0	15.3	17.7	20.3	16.6	
Almost always	9.9	15.9	19.5	13.3	14.7	
N of Valid	171	170	164	128	633	
N of Miss	8	1	0	1	10	

Table 40: Now thinking back over the past year in school, how often did you: try to do your best work in school?






Response	6	8	10	12	Total	
Never	0.0	0.0	0.0	2.4	0.5	
Seldom	1.8	2.4	2.5	3.1	2.4	
Sometimes	7.1	18.2	19.0	18.1	15.4	
Often	12.5	23.5	36.2	45.7	28.3	
Almost always	78.6	55.9	42.3	30.7	53.3	
N of Valid	168	170	163	127	628	
N of Miss	11	1	1	2	15	

Table 41: How often do you feel that the school work you are assigned is meaningful and important?

Response	6	8	10	12	Total	
Never	2.9	3.5	8.6	4.7	4.9	
Seldom	7.5	15.9	20.9	18.9	15.5	
Sometimes	23.6	32.4	36.2	33.9	31.2	
Often	28.7	28.2	22.7	29.1	27.1	
Almost always	37.4	20.0	11.7	13.4	21.3	
N of Valid	174	170	163	127	634	
N of Miss	5	1	1	2	9	

Table 42: Putting them all together, what were your grades like last year?

Response	6	8	10	12	Total	
Mostly F's	0.0	0.0	0.6	0.0	0.2	
Mostly D's	3.9	7.9	3.1	0.8	4.1	
Mostly C's	18.1	29.7	31.1	16.5	24.3	
Mostly B's	38.1	39.4	33.5	49.6	39.6	
Mostly A's	40.0	23.0	31.7	33.1	31.7	
N of Valid	155	165	161	127	608	
N of Miss	24	6	3	2	35	

Table 43: How important do you think the things you are learning in school are going to be for your later life?

Response	6	8	10	12	Total	
Very important	71.9	50.0	25.0	25.8	44.8	
Quite important	17.4	21.2	29.9	31.3	24.4	
Fairly important	7.9	20.0	25.0	31.3	20.2	
Slightly important	2.8	5.3	15.2	9.4	8.0	
Not at all important	0.0	3.5	4.9	2.3	2.7	
N of Valid	178	170	164	128	640	
N of Miss	1	1	0	1	3	

Table 44: How interesting are most of your courses to you?






Response	6	8	10	12	Total	
Very interesting and stimulating	18.8	11.8	4.9	7.9	11.2	
Quite interesting	36.4	31.2	19.6	18.9	27.2	
Fairly interesting	30.1	32.9	41.1	52.0	38.1	
Slightly dull	11.4	17.6	25.2	17.3	17.8	
Very dull	3.4	6.5	9.2	3.9	5.8	
N of Valid	176	170	163	127	636	
N of Miss	3	1	1	2	7	

Table 45: During the LAST FOUR WEEKS how many whole days of school have you missed because you skipped or 'cut'?








Response	6	8	10	12	Total	
None	68.0	72.7	74.8	69.5	71.3	
1	9.9	9.7	8.0	13.3	10.0	
2	7.0	5.5	6.7	8.6	6.8	
3	8.1	6.7	5.5	4.7	6.4	
4-5	2.9	2.4	1.2	0.0	1.8	
6-10	2.3	1.8	1.8	2.3	2.1	
11 or more	1.7	1.2	1.8	1.6	1.6	
N of Valid	172	165	163	128	628	
N of Miss	7	6	1	1	15	

Table 46: Think of your four best friends (the friends you feel closest to). In the past year (12 months), how many of your best friends have: participated in clubs, organizations or activities at school?






Response	6	8	10	12	Total	
0	21.8	12.6	7.6	8.6	13.0	
1	11.8	15.0	14.6	7.0	12.4	
2	18.2	15.6	22.8	24.2	19.9	
3	11.8	15.6	18.4	14.1	14.9	
4	36.5	41.3	36.7	46.1	39.8	
N of Valid	170	167	158	128	623	
N of Miss	9	4	6	1	20	

Table 47: Think of your four best friends (the friends you feel closest to). In the past year (12 months), how many of your best friends have: smoked cigarettes?






Response	6	8	10	12	Total	
0	91.8	67.9	49.4	37.5	63.4	
1	4.1	17.9	18.5	10.2	12.7	
2	1.8	6.0	12.3	21.1	9.6	
3	1.8	1.8	9.9	11.7	5.9	
4	0.6	6.5	9.9	19.5	8.4	
N of Valid	170	168	162	128	628	
N of Miss	9	3	2	1	15	

Table 48: Think of your four best friends (the friends you feel closest to). In the past year (12 months), how many of your best friends have: tried beer, wine or hard liquor (for example, vodka, whiskey, or gin) when their parents didn't know about it?






Response	6	8	10	12	Total	
0	83.0	57.5	21.1	21.9	47.8	
1	7.6	10.8	16.1	6.3	10.4	
2	4.1	9.6	16.1	13.3	10.5	
3	1.8	4.2	18.6	17.2	9.9	
4	3.5	18.0	28.0	41.4	21.4	
N of Valid	171	167	161	128	627	
N of Miss	8	4	3	1	16	

Table 49: Think of your four best friends (the friends you feel closest to). In the past year (12 months), how many of your best friends have: made a commitment to stay drug-free?






Response	6	8	10	12	Total	
0	17.1	24.0	34.8	32.0	26.5	
1	3.5	8.4	21.1	18.0	12.3	
2	7.1	9.6	11.2	14.1	10.2	
3	11.2	9.6	5.6	7.0	8.5	
4	61.2	48.5	27.3	28.9	42.5	
N of Valid	170	167	161	128	626	
N of Miss	9	4	3	1	17	

Table 50: Think of your four best friends (the friends you feel closest to). In the past year (12 months), how many of your best friends have: used marijuana?






Response	6	8	10	12	Total	
0	95.8	84.5	67.1	51.2	76.2	
1	1.8	7.1	12.4	18.1	9.3	
2	2.4	3.6	8.7	9.4	5.8	
3	0.0	1.8	7.5	5.5	3.5	
4	0.0	3.0	4.3	15.7	5.2	
N of Valid	165	168	161	127	621	
N of Miss	14	3	3	2	22	

Table 51: Think of your four best friends (the friends you feel closest to). In the past year (12 months), how many of your best friends have: tried to do well in school?






Response	6	8	10	12	Total	
0	1.8	3.0	4.3	0.8	2.6	
1	4.1	7.8	11.7	6.3	7.5	
2	4.7	9.0	13.6	14.1	10.1	
3	23.5	23.5	18.5	25.8	22.7	
4	65.9	56.6	51.9	53.1	57.2	
N of Valid	170	166	162	128	626	
N of Miss	9	5	2	1	17	

Table 52: Think of your four best friends (the friends you feel closest to). In the past year (12 months), how many of your best friends have: used LSD, cocaine, amphetamines, or other illegal drugs?






Response	6	8	10	12	Total	
0	97.1	94.1	89.5	89.1	92.7	
1	2.4	4.1	5.6	7.0	4.6	
2	0.0	0.6	3.7	2.3	1.6	
3	0.0	0.6	1.2	0.0	0.5	
4	0.6	0.6	0.0	1.6	0.6	
N of Valid	170	169	162	128	629	
N of Miss	9	2	2	1	14	

Table 53: Think of your four best friends (the friends you feel closest to). In the past year (12 months), how many of your best friends have: been suspended from school?






Response	6	8	10	12	Total	
0	55.9	59.8	64.2	68.0	61.5	
1	18.8	11.8	16.0	12.5	14.9	
2	15.9	14.8	9.9	9.4	12.7	
3	5.3	5.9	4.9	3.1	4.9	
4	4.1	7.7	4.9	7.0	5.9	
N of Valid	170	169	162	128	629	
N of Miss	9	2	2	1	14	

Table 54: Think of your four best friends (the friends you feel closest to). In the past year (12 months), how many of your best friends have: liked school?






Response	6	8	10	12	Total	
0	17.9	28.0	38.5	33.9	29.1	
1	15.0	13.1	15.5	13.4	14.3	
2	19.1	17.9	19.9	16.5	18.4	
3	17.9	19.0	9.9	19.7	16.5	
4	30.1	22.0	16.1	16.5	21.6	
N of Valid	173	168	161	127	629	
N of Miss	6	3	3	2	14	

Table 55: Think of your four best friends (the friends you feel closest to). In the past year (12 months), how many of your best friends have: carried a handgun?






Response	6	8	10	12	Total	
0	90.0	92.3	87.0	85.2	88.9	
1	5.3	3.6	4.9	4.7	4.6	
2	1.8	1.2	4.3	5.5	3.0	
3	1.8	0.6	0.6	0.8	1.0	
4	1.2	2.4	3.1	3.9	2.5	
N of Valid	170	168	162	128	628	
N of Miss	9	3	2	1	15	

Table 56: Think of your four best friends (the friends you feel closest to). In the past year (12 months), how many of your best friends have: sold illegal drugs?






Response	6	8	10	12	Total	
0	97.6	91.6	89.4	83.3	91.0	
1	1.2	4.2	4.3	9.5	4.5	
2	0.6	2.4	3.1	2.4	2.1	
3	0.0	0.6	1.9	2.4	1.1	
4	0.6	1.2	1.2	2.4	1.3	
N of Valid	169	167	161	126	623	
N of Miss	10	4	3	3	20	

Table 57: Think of your four best friends (the friends you feel closest to). In the past year (12 months), how many of your best friends have: regularly attended religious services?






Response	6	8	10	12	Total	
0	24.3	20.8	11.3	18.0	18.7	
1	5.9	11.9	15.0	12.5	11.2	
2	11.2	15.5	21.9	22.7	17.4	
3	18.9	14.3	13.8	17.2	16.0	
4	39.6	37.5	38.1	29.7	36.6	
N of Valid	169	168	160	128	625	
N of Miss	10	3	4	1	18	

Table 58: Think of your four best friends (the friends you feel closest to). In the past year (12 months), how many of your best friends have: stolen or tried to steal a motor vehicle such as a car or motorcycle?






Response	6	8	10	12	Total	
0	95.9	93.5	94.4	93.8	94.4	
1	2.4	4.1	2.5	3.9	3.2	
2	1.2	1.2	1.9	0.8	1.3	
3	0.0	0.6	0.6	0.0	0.3	
4	0.6	0.6	0.6	1.6	0.8	
N of Valid	170	169	161	128	628	
N of Miss	9	2	3	1	15	

Table 59: Think of your four best friends (the friends you feel closest to). In the past year (12 months), how many of your best friends have: been arrested?






Response	6	8	10	12	Total	
0	93.4	85.8	78.8	80.5	84.9	
1	4.2	8.3	14.4	11.7	9.5	
2	1.2	3.6	3.8	5.5	3.4	
3	1.2	0.6	1.9	1.6	1.3	
4	0.0	1.8	1.3	0.8	1.0	
N of Valid	167	169	160	128	624	
N of Miss	12	2	4	1	19	

Table 60: Think of your four best friends (the friends you feel closest to). In the past year (12 months), how many of your best friends have: dropped out of school?






Response	6	8	10	12	Total	
0	89.2	92.3	92.6	82.7	89.6	
1	6.6	3.6	5.6	9.4	6.1	
2	3.0	1.8	1.2	5.5	2.7	
3	0.6	0.0	0.0	0.8	0.3	
4	0.6	2.4	0.6	1.6	1.3	
N of Valid	167	169	162	127	625	
N of Miss	12	2	2	2	18	

Table 61: Think of your four best friends (the friends you feel closest to). In the past year (12 months), how many of your best friends have: been members of a gang?






Response	6	8	10	12	Total	
0	89.4	88.1	89.5	84.4	88.1	
1	5.9	7.1	3.1	6.3	5.6	
2	0.6	2.4	3.1	3.1	2.2	
3	2.4	1.2	1.2	1.6	1.6	
4	1.8	1.2	3.1	4.7	2.5	
N of Valid	170	168	162	128	628	
N of Miss	9	3	2	1	15	

Table 62: What are the chances you would be seen as cool if you: smoked cigarettes?






Response	6	8	10	12	Total	
No or very little chance	87.1	70.4	58.0	62.5	70.2	
Little chance	4.7	14.8	18.5	18.0	13.7	
Some chance	4.1	10.1	14.8	14.1	10.5	
Pretty good chance	1.8	0.6	6.2	3.9	3.0	
Very good chance	2.3	4.1	2.5	1.6	2.7	
N of Valid	171	169	162	128	630	
N of Miss	8	2	2	1	13	

Table 63: What are the chances you would be seen as cool if you: worked hard at school?






Response	6	8	10	12	Total	
No or very little chance	7.6	13.0	16.6	14.8	12.8	
Little chance	6.4	11.8	20.9	14.1	13.1	
Some chance	13.4	21.3	31.9	31.3	23.9	
Pretty good chance	20.3	21.9	16.0	19.5	19.5	
Very good chance	52.3	32.0	14.7	20.3	30.7	
N of Valid	172	169	163	128	632	
N of Miss	7	2	1	1	11	

Table 64: What are the chances you would be seen as cool if you: began drinking alcoholic beverages regularly, that is, at least once or twice a month?






Response	6	8	10	12	Total	
No or very little chance	88.0	63.9	36.2	35.9	57.4	
Little chance	4.2	17.2	14.1	21.9	13.9	
Some chance	1.8	8.9	21.5	18.8	12.3	
Pretty good chance	1.8	4.7	18.4	14.8	9.6	
Very good chance	4.2	5.3	9.8	8.6	6.9	
N of Valid	167	169	163	128	627	
N of Miss	12	2	1	1	16	

Table 65: What are the chances you would be seen as cool if you: defended someone who was being verbally abused at school?






Response	6	8	10	12	Total	
No or very little chance	18.8	19.0	14.2	16.4	17.2	
Little chance	11.2	12.5	17.9	9.4	12.9	
Some chance	14.1	19.6	29.0	22.7	21.2	
Pretty good chance	19.4	22.0	19.8	27.3	21.8	
Very good chance	36.5	26.8	19.1	24.2	26.9	
N of Valid	170	168	162	128	628	
N of Miss	9	3	2	1	15	

Table 66: What are the chances you would be seen as cool if you: smoked marijuana?






Response	6	8	10	12	Total	
No or very little chance	91.8	79.3	66.9	57.8	75.1	
Little chance	4.1	10.1	12.3	20.3	11.1	
Some chance	2.4	4.7	11.7	8.6	6.7	
Pretty good chance	1.2	1.2	5.5	5.5	3.2	
Very good chance	0.6	4.7	3.7	7.8	4.0	
N of Valid	170	169	163	128	630	
N of Miss	9	2	1	1	13	

Table 67: What are the chances you would be seen as cool if you: carried a handgun?






Response	6	8	10	12	Total	
No or very little chance	86.1	78.7	78.4	68.8	78.6	
Little chance	6.6	10.1	6.8	12.5	8.8	
Some chance	2.4	4.7	9.3	9.4	6.2	
Pretty good chance	1.8	4.1	3.7	3.9	3.4	
Very good chance	3.0	2.4	1.9	5.5	3.0	
N of Valid	166	169	162	128	625	
N of Miss	13	2	2	1	18	

Table 68: What are the chances you would be seen as cool if you: regularly volunteered to do community service?






Response	6	8	10	12	Total	
No or very little chance	31.1	35.5	39.5	32.3	34.7	
Little chance	18.6	18.9	24.7	19.7	20.5	
Some chance	13.2	18.3	23.5	22.0	19.0	
Pretty good chance	12.6	13.6	8.0	11.0	11.4	
Very good chance	24.6	13.6	4.3	15.0	14.4	
N of Valid	167	169	162	127	625	
N of Miss	12	2	2	2	18	

Table 69: How old were you when you first: smoked marijuana?










Response	6	8	10	12	Total	
Never	98.3	94.2	81.0	65.9	86.2	
10 or younger	1.1	0.0	0.6	2.3	0.9	
11	0.6	0.6	0.0	3.1	0.9	
12	0.0	1.8	2.5	0.0	1.1	
13	0.0	3.5	6.1	3.1	3.1	
14	0.0	0.0	2.5	2.3	1.1	
15	0.0	0.0	4.9	7.0	2.7	
16	0.0	0.0	1.8	8.5	2.2	
17 or older	0.0	0.0	0.6	7.8	1.7	
N of Valid	176	171	163	129	639	
N of Miss	3	0	1	0	4	

Table 70: How old were you when you first: smoked a cigarette, even just a puff?










Response	6	8	10	12	Total	
Never	83.3	69.2	52.1	36.4	62.0	
10 or younger	12.1	10.7	13.5	12.4	12.1	
11	3.4	4.1	4.3	4.7	4.1	
12	0.6	7.7	6.7	8.5	5.7	
13	0.0	6.5	10.4	7.8	6.0	
14	0.0	1.8	6.1	1.6	2.4	
15	0.0	0.0	5.5	10.1	3.5	
16	0.0	0.0	1.2	10.9	2.5	
17 or older	0.6	0.0	0.0	7.8	1.7	
N of Valid	174	169	163	129	635	
N of Miss	5	2	1	0	8	

Table 71: How old were you when you first: had more than a sip or two of beer, wine or hard liquor (for example, vodka, whiskey, or gin)?










Response	6	8	10	12	Total	
Never	70.7	54.4	30.7	23.6	46.6	
10 or younger	19.0	16.6	14.7	12.6	16.0	
11	6.3	3.6	9.2	1.6	5.4	
12	3.4	10.7	6.7	5.5	6.6	
13	0.0	10.1	12.9	6.3	7.3	
14	0.0	4.1	13.5	7.1	6.0	
15	0.6	0.6	10.4	14.2	5.8	
16	0.0	0.0	1.8	18.1	4.1	
17 or older	0.0	0.0	0.0	11.0	2.2	
N of Valid	174	169	163	127	633	
N of Miss	5	2	1	2	10	

Table 72: How old were you when you first: began drinking alcoholic beverages regularly, that is, at least once or twice a month?


Response	6	8	10	12	Total	
Never	95.4	90.1	69.5	55.8	79.3	
10 or younger	1.7	1.8	1.8	3.1	2.0	
11	1.2	1.8	1.2	1.6	1.4	
12	1.7	0.6	0.6	0.8	0.9	
13	0.0	3.5	6.7	2.3	3.1	
14	0.0	2.3	10.4	3.9	4.1	
15	0.0	0.0	7.3	10.1	3.9	
16	0.0	0.0	2.4	14.0	3.5	
17 or older	0.0	0.0	0.0	8.5	1.7	
N of Valid	173	171	164	129	637	
N of Miss	6	0	0	0	6	

Table 73: How old were you when you first: used phenoxydine (pox, px, breeze)?


Response	6	8	10	12	Total	
Never	100.0	100.0	100.0	100.0	100.0	
10 or younger	0.0	0.0	0.0	0.0	0.0	
11	0.0	0.0	0.0	0.0	0.0	
12	0.0	0.0	0.0	0.0	0.0	
13	0.0	0.0	0.0	0.0	0.0	
14	0.0	0.0	0.0	0.0	0.0	
15	0.0	0.0	0.0	0.0	0.0	
16	0.0	0.0	0.0	0.0	0.0	
17 or older	0.0	0.0	0.0	0.0	0.0	
N of Valid	168	171	160	129	628	
N of Miss	11	0	4	0	15	

Table 74: How old were you when you first: got suspended from school?










Response	6	8	10	12	Total	
Never	83.4	75.7	70.7	70.5	75.5	
10 or younger	6.3	8.9	8.5	5.4	7.4	
11	8.0	7.7	4.3	2.3	5.8	
12	1.7	1.8	5.5	4.7	3.3	
13	0.6	5.9	3.7	6.2	3.9	
14	0.0	0.0	4.9	3.9	2.0	
15	0.0	0.0	1.2	3.9	1.1	
16	0.0	0.0	0.6	3.1	0.8	
17 or older	0.0	0.0	0.6	0.0	0.2	
N of Valid	175	169	164	129	637	
N of Miss	4	2	0	0	6	

Table 75: How old were you when you first: got arrested?










Response	6	8	10	12	Total	
Never	99.4	95.3	92.6	86.8	94.0	
10 or younger	0.0	0.0	0.6	0.8	0.3	
11	0.0	0.6	0.0	0.0	0.2	
12	0.6	2.9	0.0	0.8	1.1	
13	0.0	1.2	1.2	0.8	0.8	
14	0.0	0.0	1.8	2.3	0.9	
15	0.0	0.0	3.1	2.3	1.3	
16	0.0	0.0	0.6	3.9	0.9	
17 or older	0.0	0.0	0.0	2.3	0.5	
N of Valid	173	170	163	129	635	
N of Miss	6	1	1	0	8	

Table 76: How old were you when you first: carried a handgun?










Response	6	8	10	12	Total	
Never	94.1	92.3	90.2	87.5	91.2	
10 or younger	4.1	1.2	1.8	1.6	2.2	
11	1.2	0.6	1.8	0.8	1.1	
12	0.0	1.2	0.0	0.0	0.3	
13	0.0	2.4	1.2	0.8	1.1	
14	0.0	2.4	1.2	1.6	1.3	
15	0.0	0.0	3.1	3.1	1.4	
16	0.0	0.0	0.6	3.1	0.8	
17 or older	0.6	0.0	0.0	1.6	0.5	
N of Valid	169	168	163	128	628	
N of Miss	10	3	1	1	15	

Table 77: How old were you when you first: attacked someone with the idea of seriously hurting them?










Response	6	8	10	12	Total	
Never	90.5	88.9	75.0	75.8	83.1	
10 or younger	4.1	2.3	6.7	6.3	4.7	
11	3.0	1.2	1.8	0.8	1.7	
12	2.4	0.6	1.8	3.1	1.9	
13	0.0	4.7	3.7	0.8	2.4	
14	0.0	2.3	5.5	4.7	3.0	
15	0.0	0.0	4.9	0.8	1.4	
16	0.0	0.0	0.6	2.3	0.6	
17 or older	0.0	0.0	0.0	5.5	1.1	
N of Valid	169	171	164	128	632	
N of Miss	10	0	0	1	11	

Table 78: How old were you when you first: belonged to a gang?










Response	6	8	10	12	Total	
Never	95.3	95.9	92.1	93.0	94.2	
10 or younger	2.3	0.6	3.0	2.3	2.1	
11	0.6	0.0	0.6	0.0	0.3	
12	1.8	1.2	1.8	0.0	1.3	
13	0.0	1.2	0.6	1.6	0.8	
14	0.0	1.2	0.6	0.8	0.6	
15	0.0	0.0	1.2	0.8	0.5	
16	0.0	0.0	0.0	0.8	0.2	
17 or older	0.0	0.0	0.0	0.8	0.2	
N of Valid	171	170	164	128	633	
N of Miss	8	1	0	1	10	

Table 79: How wrong do you think it is for someone your age to: take a handgun to school?





Response	6	8	10	12	Total	
Very wrong	92.1	82.8	82.3	87.5	86.2	
Wrong	7.3	13.6	13.4	10.2	11.1	
A little bit wrong	0.0	2.4	3.7	1.6	1.9	
Not wrong at all	0.6	1.2	0.6	0.8	0.8	
N of Valid	177	169	164	128	638	
N of Miss	2	2	0	1	5	

Table 80: How wrong do you think it is for someone your age to: steal anything worth more than \$5?





Response	6	8	10	12	Total	
Very wrong	68.6	56.8	52.8	69.0	61.5	
Wrong	22.3	30.8	31.9	27.0	28.0	
A little bit wrong	6.9	10.7	14.1	3.2	9.0	
Not wrong at all	2.3	1.8	1.2	0.8	1.6	
N of Valid	175	169	163	126	633	
N of Miss	4	2	1	3	10	

Table 81: How wrong do you think it is for someone your age to: pick a fight with someone?





Response	6	8	10	12	Total	
Very wrong	51.7	42.0	35.6	44.1	43.4	
Wrong	28.2	33.1	31.9	33.9	31.6	
A little bit wrong	16.7	18.3	25.2	18.1	19.6	
Not wrong at all	3.4	6.5	7.4	3.9	5.4	
N of Valid	174	169	163	127	633	
N of Miss	5	2	1	2	10	

Table 82: How wrong do you think it is for someone your age to: attack someone with the idea of seriously hurting them?





Response	6	8	10	12	Total	
Very wrong	78.7	72.5	61.6	64.8	69.9	
Wrong	12.6	16.4	24.4	22.7	18.7	
A little bit wrong	4.6	8.2	12.8	7.8	8.3	
Not wrong at all	4.0	2.9	1.2	4.7	3.1	
N of Valid	174	171	164	128	637	
N of Miss	5	0	0	1	6	

Table 83: How wrong do you think it is for someone your age to: stay away from school all day when their parents think they are at school?





Response	6	8	10	12	Total	
Very wrong	78.7	55.6	43.9	43.8	56.5	
Wrong	13.8	23.4	29.9	25.8	22.9	
A little bit wrong	6.9	14.0	20.7	25.8	16.2	
Not wrong at all	0.6	7.0	5.5	4.7	4.4	
N of Valid	174	171	164	128	637	
N of Miss	5	0	0	1	6	

Table 84: How wrong do you think it is for someone your age to: drink beer, wine or hard liquor (for example, vodka, whiskey, or gin) regularly?





Response	6	8	10	12	Total	
Very wrong	84.0	59.1	36.0	37.5	55.6	
Wrong	9.7	19.3	22.0	25.0	18.5	
A little bit wrong	4.6	16.4	29.9	28.1	19.0	
Not wrong at all	1.7	5.3	12.2	9.4	6.9	
N of Valid	175	171	164	128	638	
N of Miss	4	0	0	1	5	

Table 85: How wrong do you think it is for someone your age to: smoke cigarettes?





Response	6	8	10	12	Total	
Very wrong	88.6	67.1	51.2	40.6	63.6	
Wrong	9.1	17.1	21.3	25.0	17.6	
A little bit wrong	1.7	11.2	17.1	22.7	12.4	
Not wrong at all	0.6	4.7	10.4	11.7	6.4	
N of Valid	175	170	164	128	637	
N of Miss	4	1	0	1	6	

Table 86: How wrong do you think it is for someone your age to: smoke marijuana?





Response	6	8	10	12	Total	
Very wrong	95.4	80.0	74.8	57.8	78.4	
Wrong	4.0	13.5	12.9	24.2	12.9	
A little bit wrong	0.6	3.5	7.4	10.9	5.2	
Not wrong at all	0.0	2.9	4.9	7.0	3.5	
N of Valid	174	170	163	128	635	
N of Miss	5	1	1	1	8	

Table 87: How wrong do you think it is for someone your age to: use LSD, cocaine, amphetamines or another illegal drug?





Response	6	8	10	12	Total	
Very wrong	97.7	91.8	93.9	92.9	94.2	
Wrong	1.7	4.1	3.0	6.3	3.6	
A little bit wrong	0.6	1.8	2.4	0.8	1.4	
Not wrong at all	0.0	2.4	0.6	0.0	0.8	
N of Valid	175	170	164	127	636	
N of Miss	4	1	0	2	7	

Table 88: At school during the past 12 months, did you receive help from the resource teacher, speech therapist or other special education teacher?



Response	6	8	10	12	Total	
No	80.0	84.2	91.2	92.5	86.6	
Yes	20.0	15.8	8.8	7.5	13.4	
N of Valid	155	146	147	120	568	
N of Miss	24	25	17	9	75	

Table 89: How many times have you done the following things? done what feels good no matter what.







Response	6	8	10	12	Total	
Never	43.6	30.6	24.7	24.2	31.3	
I've done it, but not in the past year	17.4	12.4	9.9	10.9	12.8	
Less than once a month	6.4	10.6	13.0	14.8	10.9	
About once a month	8.1	8.8	10.5	15.6	10.4	
2 or 3 times a month	7.6	14.1	17.9	10.9	12.7	
Once a week or more	16.9	23.5	24.1	23.4	21.8	
N of Valid	172	170	162	128	632	
N of Miss	7	1	2	1	11	

Table 90: How many times have you done the following things? done something dangerous because someone dared you to do it.







Response	6	8	10	12	Total	
Never	70.5	54.4	35.0	51.2	53.2	
I've done it, but not in the past year	15.6	22.2	23.9	21.3	20.7	
Less than once a month	5.2	7.0	9.2	12.6	8.2	
About once a month	1.7	7.0	13.5	6.3	7.1	
2 or 3 times a month	0.6	6.4	7.4	5.5	4.9	
Once a week or more	6.4	2.9	11.0	3.1	6.0	
N of Valid	173	171	163	127	634	
N of Miss	6	0	1	2	9	

Table 91: How many times have you done the following things? done crazy things even if they are a little dangerous.







Response	6	8	10	12	Total	
Never	52.6	40.2	21.5	27.8	36.3	
I've done it, but not in the past year	21.7	19.5	15.3	23.8	19.9	
Less than once a month	7.4	12.4	12.9	19.0	12.5	
About once a month	5.1	9.5	17.2	8.7	10.1	
2 or 3 times a month	6.3	7.7	11.7	15.9	10.0	
Once a week or more	6.9	10.7	21.5	4.8	11.2	
N of Valid	175	169	163	126	633	
N of Miss	4	2	1	3	10	

Table 92: How many times in the past year (12 months) have you: been suspended from school?

Response	6	8	10	12	Total	
Never	88.6	87.1	87.2	86.7	87.5	
1 to 2 times	8.0	8.2	11.0	9.4	9.1	
3 to 5 times	2.3	2.9	1.2	1.6	2.0	
6 to 9 times	0.6	0.0	0.6	0.8	0.5	
10 to 19 times	0.6	1.2	0.0	0.8	0.6	
20 to 29 times	0.0	0.0	0.0	0.0	0.0	
30 to 39 times	0.0	0.6	0.0	0.0	0.2	
40+ times	0.0	0.0	0.0	0.8	0.2	
N of Valid	176	170	164	128	638	
N of Miss	3	1	0	1	5	

Table 93: How many times in the past year (12 months) have you: carried a handgun?

Response	6	8	10	12	Total	
Never	94.8	91.8	87.2	90.6	91.2	
1 to 2 times	2.3	4.1	5.5	2.3	3.6	
3 to 5 times	0.6	0.6	1.8	3.9	1.6	
6 to 9 times	0.0	1.8	1.2	0.8	0.9	
10 to 19 times	1.1	1.2	1.8	0.8	1.3	
20 to 29 times	0.6	0.0	0.6	0.0	0.3	
30 to 39 times	0.0	0.0	0.0	0.0	0.0	
40+ times	0.6	0.6	1.8	1.6	1.1	
N of Valid	174	170	164	128	636	
N of Miss	5	1	0	1	7	

Table 94: How many times in the past year (12 months) have you: sold illegal drugs?







Response	6	8	10	12	Total	
Never	100.0	97.6	93.9	93.7	96.5	
1 to 2 times	0.0	0.0	2.4	2.4	1.1	
3 to 5 times	0.0	1.2	1.2	0.8	0.8	
6 to 9 times	0.0	0.0	0.6	0.0	0.2	
10 to 19 times	0.0	1.2	1.8	0.8	0.9	
20 to 29 times	0.0	0.0	0.0	0.0	0.0	
30 to 39 times	0.0	0.0	0.0	0.0	0.0	
40+ times	0.0	0.0	0.0	2.4	0.5	
N of Valid	174	168	164	127	633	
N of Miss	5	3	0	2	10	

Table 95: How many times in the past year (12 months) have you: stolen or tried to steal a motor vehicle such as a car or motorcycle?






Response	6	8	10	12	Total	
Never	98.9	97.1	96.3	97.6	97.5	
1 to 2 times	0.6	1.2	1.8	2.4	1.4	
3 to 5 times	0.0	0.6	0.6	0.0	0.3	
6 to 9 times	0.6	1.2	0.6	0.0	0.6	
10 to 19 times	0.0	0.0	0.6	0.0	0.2	
20 to 29 times	0.0	0.0	0.0	0.0	0.0	
30 to 39 times	0.0	0.0	0.0	0.0	0.0	
40+ times	0.0	0.0	0.0	0.0	0.0	
N of Valid	174	170	164	127	635	
N of Miss	5	1	0	2	8	

Table 96: How many times in the past year (12 months) have you: participated in clubs, organizations or activities at school?









Response	6	8	10	12	Total	
Never	31.6	21.2	18.9	18.0	22.7	
1 to 2 times	25.1	29.4	15.2	20.3	22.7	
3 to 5 times	16.4	14.7	17.1	13.3	15.5	
6 to 9 times	5.8	11.2	11.0	12.5	10.0	
10 to 19 times	5.8	3.5	8.5	10.2	6.8	
20 to 29 times	3.5	3.5	5.5	3.9	4.1	
30 to 39 times	0.0	0.0	4.9	0.8	1.4	
40+ times	11.7	16.5	18.9	21.1	16.7	
N of Valid	171	170	164	128	633	
N of Miss	8	1	0	1	10	

Table 97: How many times in the past year (12 months) have you: been arrested?







Response	6	8	10	12	Total	
Never	99.4	94.1	93.3	91.4	94.8	
1 to 2 times	0.6	3.0	4.9	7.0	3.6	
3 to 5 times	0.0	1.8	1.8	0.0	0.9	
6 to 9 times	0.0	0.0	0.0	0.0	0.0	
10 to 19 times	0.0	0.0	0.0	0.8	0.2	
20 to 29 times	0.0	0.6	0.0	0.0	0.2	
30 to 39 times	0.0	0.0	0.0	0.0	0.0	
40+ times	0.0	0.6	0.0	0.8	0.3	
N of Valid	175	169	164	128	636	
N of Miss	4	2	0	1	7	

Table 98: How many times in the past year (12 months) have you: done extra work on your own for school?









Response	6	8	10	12	Total	
Never	22.9	32.9	41.1	43.3	34.3	
1 to 2 times	32.0	27.6	23.3	14.2	25.0	
3 to 5 times	16.0	12.4	9.8	10.2	12.3	
6 to 9 times	11.4	11.8	12.9	9.4	11.5	
10 to 19 times	6.9	8.2	4.3	7.1	6.6	
20 to 29 times	2.3	1.2	4.3	3.9	2.8	
30 to 39 times	1.7	2.9	1.2	4.7	2.5	
40+ times	6.9	2.9	3.1	7.1	4.9	
N of Valid	175	170	163	127	635	
N of Miss	4	1	1	2	8	

Table 99: How many times in the past year (12 months) have you: attacked someone with the idea of seriously hurting them?








Response	6	8	10	12	Total	
Never	90.8	88.8	84.0	85.2	87.4	
1 to 2 times	5.2	7.7	10.4	10.2	8.2	
3 to 5 times	1.1	1.8	3.1	2.3	2.1	
6 to 9 times	1.7	1.2	1.2	0.8	1.3	
10 to 19 times	0.0	0.0	0.0	0.8	0.2	
20 to 29 times	0.0	0.0	0.0	0.0	0.0	
30 to 39 times	0.0	0.6	0.0	0.0	0.2	
40+ times	1.1	0.0	1.2	0.8	0.8	
N of Valid	174	169	163	128	634	
N of Miss	5	2	1	1	9	

Table 100: How many times in the past year (12 months) have you: been drunk or high at school?


Response	6	8	10	12	Total	
Never	98.9	91.7	85.8	85.2	90.8	
1 to 2 times	1.1	3.6	8.6	7.8	5.1	
3 to 5 times	0.0	1.8	1.2	2.3	1.3	
6 to 9 times	0.0	1.2	1.2	0.8	0.8	
10 to 19 times	0.0	1.2	0.6	1.6	0.8	
20 to 29 times	0.0	0.6	1.9	0.8	0.8	
30 to 39 times	0.0	0.0	0.6	0.0	0.2	
40+ times	0.0	0.0	0.0	1.6	0.3	
N of Valid	174	169	162	128	633	
N of Miss	5	2	2	1	10	

Table 101: How many times in the past year (12 months) have you: volunteered to do community service?

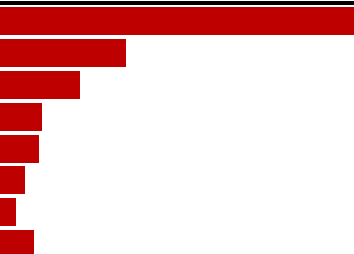
Response	6	8	10	12	Total	
Never	50.6	55.9	64.8	55.5	56.6	
1 to 2 times	23.3	18.8	16.7	14.1	18.5	
3 to 5 times	9.3	14.1	9.3	10.9	10.9	
6 to 9 times	5.8	3.5	3.1	6.3	4.6	
10 to 19 times	4.7	4.1	1.2	6.3	4.0	
20 to 29 times	1.7	1.8	1.9	1.6	1.7	
30 to 39 times	0.0	0.0	0.6	0.8	0.3	
40+ times	4.7	1.8	2.5	4.7	3.3	
N of Valid	172	170	162	128	632	
N of Miss	7	1	2	1	11	

Table 102: How many times in the past year (12 months) have you: taken a handgun to school?






Response	6	8	10	12	Total	
Never	100.0	99.4	98.2	97.7	98.9	
1 to 2 times	0.0	0.6	0.6	0.8	0.5	
3 to 5 times	0.0	0.0	0.6	0.0	0.2	
6 to 9 times	0.0	0.0	0.0	0.8	0.2	
10 to 19 times	0.0	0.0	0.0	0.0	0.0	
20 to 29 times	0.0	0.0	0.0	0.0	0.0	
30 to 39 times	0.0	0.0	0.0	0.0	0.0	
40+ times	0.0	0.0	0.6	0.8	0.3	
N of Valid	174	170	163	128	635	
N of Miss	5	1	1	1	8	

Table 103: Are you currently on probation, or assigned a probation officer with Juvenile Court?



Response	6	8	10	12	Total	
No	98.8	97.6	94.5	99.2	97.5	
Yes	1.2	2.4	5.5	0.8	2.5	
N of Valid	172	170	164	128	634	
N of Miss	7	1	0	1	9	

Table 104: Have you ever belonged to a gang?






Response	6	8	10	12	Total	
No	89.6	91.2	87.2	89.8	89.4	
No, but would like to	1.7	2.9	1.8	3.1	2.4	
Yes, in the past	5.2	2.9	6.1	3.1	4.4	
Yes, belong now	3.5	2.3	4.9	3.9	3.6	
Yes, but would like to get out	0.0	0.6	0.0	0.0	0.2	
N of Valid	173	171	164	127	635	
N of Miss	6	0	0	2	8	

Table 105: If you have ever belonged to a gang, did that gang have a name?

Response	6	8	10	12	Total
No	9.2	6.5	8.6	12.1	8.9
Yes	6.1	5.3	9.2	7.3	6.9
I have never belonged to a gang	84.7	88.2	82.2	80.6	84.2
N of Valid	163	170	163	124	620
N of Miss	16	1	1	5	23

Table 106: You're looking at CD's in a music store with a friend. You look up and see her slip a CD under her coat. She smiles and says 'Which one do you want? Go ahead, take it while nobody's around.' There is nobody in sight, no employees and no other customers. What would you do now?

Response	6	8	10	12	Total
Ignore her	16.3	18.2	19.1	26.2	19.5
Grab a CD and leave the store	4.7	8.2	17.9	12.7	10.6
Tell her to put the CD back	66.3	46.5	24.7	31.0	43.2
Act like it is a joke, and ask her to put the CD back	12.8	27.1	38.3	30.2	26.7
N of Valid	172	170	162	126	630
N of Miss	7	1	2	3	13

Table 107: You are visiting another part of town, and you don't know any of the people your age there. You are walking down the street, and some teenager you don't know is walking toward you. He is about your size, and as he is about to pass you, he deliberately bumps into you and you almost lose your balance. What would you say or do?

Response	6	8	10	12	Total
Push the person back	12.3	20.1	16.0	17.6	16.4
Say 'Excuse me' and keep on walking	56.1	48.5	42.0	47.2	48.6
Say 'Watch where you are going' and keep on walking	27.5	23.1	26.5	25.6	25.7
Swear at the person and walk away	4.1	8.3	15.4	9.6	9.3
N of Valid	171	169	162	125	627
N of Miss	8	2	2	4	16

Table 108: You are at a party at someone's house, and one of your friends offers you a drink containing alcohol. What would you say or do?

Response	6	8	10	12	Total	
Drink it	5.8	22.9	49.4	46.0	29.7	
Tell your friend, 'No thanks, I don't drink' and suggest that you and your friend go and do something else	47.4	37.1	19.1	17.5	31.3	
Just say, 'No thanks' and walk away	36.3	30.0	23.5	30.2	30.0	
Make up a good excuse, tell your friend you had something else to do, and leave	10.5	10.0	8.0	6.3	8.9	
N of Valid	171	170	162	126	629	
N of Miss	8	1	2	3	14	

Table 109: It's 8:00 on a weeknight and you are about to go over to a friend's home when your mother asks you where you are going. You say 'Oh, just going to go hang out with some friends.' She says, 'No, you'll just get into trouble if you go out. Stay home tonight.' What would you do now?

Response	6	8	10	12	Total	
Leave the house anyway	4.7	10.7	8.1	7.3	7.7	
Explain what you are going to do with your friends, tell her when you will get home, and ask if you can go out	59.4	60.4	61.5	66.9	61.7	
Not say anything and start watching TV	31.2	23.7	16.1	13.7	21.8	
Get into an argument with her	4.7	5.3	14.3	12.1	8.8	
N of Valid	170	169	161	124	624	
N of Miss	9	2	3	5	19	

Table 110: How often do you attend religious services or activities?

Response	6	8	10	12	Total	
Never	11.9	13.6	6.2	12.6	11.0	
Rarely	19.6	14.2	16.7	19.7	17.4	
1-2 Times a Month	6.5	8.3	12.3	13.4	9.9	
About Once a Week or More	61.9	63.9	64.8	54.3	61.7	
N of Valid	168	169	162	127	626	
N of Miss	11	2	2	2	17	

Table 111: I do the opposite of what people tell me, just to get them mad.





Response	6	8	10	12	Total	
Very False	52.1	36.9	34.0	36.5	40.2	
Somewhat False	24.3	29.2	29.6	27.8	27.7	
Somewhat True	20.1	31.5	32.7	31.0	28.6	
Very True	3.6	2.4	3.7	4.8	3.5	
N of Valid	169	168	162	126	625	
N of Miss	10	3	2	3	18	

Table 112: I like to see how much I can get away with.





Response	6	8	10	12	Total	
Very False	60.4	45.0	23.5	32.8	41.1	
Somewhat False	17.8	23.1	24.7	24.8	22.4	
Somewhat True	17.2	26.0	35.2	28.0	26.4	
Very True	4.7	5.9	16.7	14.4	10.1	
N of Valid	169	169	162	125	625	
N of Miss	10	2	2	4	18	

Table 113: I ignore rules that get in my way.





Response	6	8	10	12	Total	
Very False	66.7	44.5	31.1	36.0	45.3	
Somewhat False	17.9	28.0	29.8	36.0	27.3	
Somewhat True	13.7	23.2	27.3	24.0	21.8	
Very True	1.8	4.3	11.8	4.0	5.5	
N of Valid	168	164	161	125	618	
N of Miss	11	7	3	4	25	

Table 114: I think sometimes it's okay to cheat at school.





Response	6	8	10	12	Total	
NO!	64.3	34.3	19.8	20.5	35.9	
no	26.9	39.2	22.8	23.6	28.4	
yes	7.0	22.9	46.9	43.3	28.9	
YES!	1.8	3.6	10.5	12.6	6.7	
N of Valid	171	166	162	127	626	
N of Miss	8	5	2	2	17	

Table 115: It is important to think before you act.





Response	6	8	10	12	Total	
NO!	2.4	1.8	1.9	2.4	2.1	
no	2.4	3.0	5.6	2.4	3.4	
yes	23.5	40.4	46.3	33.9	36.0	
YES!	71.8	54.8	46.3	61.4	58.6	
N of Valid	170	166	162	127	625	
N of Miss	9	5	2	2	18	

Table 116: Sometimes I think that life is not worth it.





Response	6	8	10	12	Total	
NO!	60.4	39.8	45.1	49.6	48.6	
no	19.5	30.7	19.1	23.6	23.3	
yes	12.8	18.7	25.9	19.7	19.2	
YES!	7.3	10.8	9.9	7.1	8.9	
N of Valid	164	166	162	127	619	
N of Miss	15	5	2	2	24	

Table 117: At times I think I am no good at all.





Response	6	8	10	12	Total	
NO!	35.5	23.9	30.4	35.7	31.2	
no	26.0	28.8	20.5	21.4	24.4	
yes	26.6	29.4	36.0	31.0	30.7	
YES!	11.8	17.8	13.0	11.9	13.7	
N of Valid	169	163	161	126	619	
N of Miss	10	8	3	3	24	

Table 118: All in all, I am inclined to think that I am a failure.





Response	6	8	10	12	Total	
NO!	60.4	41.5	42.2	51.2	48.8	
no	29.0	37.2	32.9	27.6	31.9	
yes	8.9	14.6	15.5	15.0	13.4	
YES!	1.8	6.7	9.3	6.3	6.0	
N of Valid	169	164	161	127	621	
N of Miss	10	7	3	2	22	

Table 119: In the past year, have you felt depressed or sad MOST days, even if you felt okay sometimes?





Response	6	8	10	12	Total	
NO!	26.3	21.2	31.5	29.9	27.0	
no	26.9	20.6	19.1	23.6	22.6	
yes	26.3	32.1	28.4	28.3	28.8	
YES!	20.5	26.1	21.0	18.1	21.6	
N of Valid	171	165	162	127	625	
N of Miss	8	6	2	2	18	

Table 120: It is all right to beat up people if they start the fight.

Response	6	8	10	12	Total	
NO!	51.8	26.5	16.7	22.0	29.9	
no	17.6	27.7	19.8	11.0	19.5	
yes	18.2	23.5	30.9	33.9	26.1	
YES!	12.4	22.3	32.7	33.1	24.5	
N of Valid	170	166	162	127	625	
N of Miss	9	5	2	2	18	

Table 121: I think it is okay to take something without asking if you can get away with it.

Response	6	8	10	12	Total	
NO!	75.9	59.4	49.1	57.9	60.9	
no	19.4	29.1	36.0	34.9	29.4	
yes	3.5	9.1	14.3	4.8	8.0	
YES!	1.2	2.4	0.6	2.4	1.6	
N of Valid	170	165	161	126	622	
N of Miss	9	6	3	3	21	

Table 122: Sometimes we don't know what we will do as adults, but we may have an idea. Please answer how true these statements may be for you. WHEN I AM AN ADULT I WILL: smoke cigarettes.

Response	6	8	10	12	Total	
NO!	81.2	73.1	67.5	61.1	71.4	
no	12.9	18.6	18.8	22.2	17.8	
yes	5.3	6.6	10.0	14.3	8.7	
YES!	0.6	1.8	3.8	2.4	2.1	
N of Valid	170	167	160	126	623	
N of Miss	9	4	4	3	20	

Table 123: Sometimes we don't know what we will do as adults, but we may have an idea. Please answer how true these statements may be for you. WHEN I AM AN ADULT I WILL: drink beer, wine, or liquor.





Response	6	8	10	12	Total	
NO!	59.2	45.8	28.6	27.8	41.3	
no	18.3	17.9	15.5	15.1	16.8	
yes	20.7	25.6	44.1	42.9	32.5	
YES!	1.8	10.7	11.8	14.3	9.3	
N of Valid	169	168	161	126	624	
N of Miss	10	3	3	3	19	

Table 124: Sometimes we don't know what we will do as adults, but we may have an idea. Please answer how true these statements may be for you. WHEN I AM AN ADULT I WILL: smoke marijuana.





Response	6	8	10	12	Total	
NO!	94.7	83.8	82.1	66.7	82.9	
no	5.3	10.2	11.1	17.5	10.6	
yes	0.0	3.6	4.9	9.5	4.2	
YES!	0.0	2.4	1.9	6.3	2.4	
N of Valid	170	167	162	126	625	
N of Miss	9	4	2	3	18	

Table 125: Sometimes we don't know what we will do as adults, but we may have an idea. Please answer how true these statements may be for you. WHEN I AM AN ADULT I WILL: use LSD, cocaine, amphetamines or another illegal drug.




Response	6	8	10	12	Total	
NO!	94.7	91.6	93.8	89.7	92.6	
no	5.3	7.2	6.2	8.7	6.7	
yes	0.0	1.2	0.0	1.6	0.6	
YES!	0.0	0.0	0.0	0.0	0.0	
N of Valid	169	167	162	126	624	
N of Miss	10	4	2	3	19	

Table 126: How much do you think people risk harming themselves (physically or in other ways) if they: smoked one or more packs of cigarettes per day?


Response	6	8	10	12	Total	
No risk	20.7	8.4	6.8	3.9	10.4	
Slight risk	7.1	4.2	7.4	7.1	6.4	
Moderate risk	16.0	20.5	30.9	26.0	23.1	
Great risk	56.2	66.9	54.9	63.0	60.1	
N of Valid	169	166	162	127	624	
N of Miss	10	5	2	2	19	

Table 127: How much do you think people risk harming themselves (physically or in other ways) if they: try marijuana once or twice?


Response	6	8	10	12	Total	
No risk	23.4	10.8	14.9	26.0	18.3	
Slight risk	15.6	24.0	32.9	25.2	24.3	
Moderate risk	25.7	25.1	23.6	18.9	23.6	
Great risk	35.3	40.1	28.6	29.9	33.8	
N of Valid	167	167	161	127	622	
N of Miss	12	4	3	2	21	

Table 128: How much do you think people risk harming themselves (physically or in other ways) if they: smoke marijuana regularly?


Response	6	8	10	12	Total	
No risk	23.6	8.5	9.5	13.6	13.9	
Slight risk	4.8	6.1	3.8	13.6	6.7	
Moderate risk	6.1	10.9	17.7	15.2	12.2	
Great risk	65.5	74.5	69.0	57.6	67.2	
N of Valid	165	165	158	125	613	
N of Miss	14	6	6	4	30	

Table 129: How much do you think people risk harming themselves (physically or in other ways) if they: take one or two drinks of an alcoholic beverage (beer, wine, liquor) nearly every day?

Response	6	8	10	12	Total	
No risk	23.2	12.0	12.3	9.4	14.6	
Slight risk	23.2	22.2	33.3	27.6	26.4	
Moderate risk	27.4	24.0	27.8	31.5	27.4	
Great risk	26.2	41.9	26.5	31.5	31.6	
N of Valid	168	167	162	127	624	
N of Miss	11	4	2	2	19	

Table 130: How much do you think people risk harming themselves (physically or in other ways) if they: have five or more drinks once or twice each weekend?

Response	6	8	10	12	Total	
No risk	21.0	10.7	9.3	8.7	12.7	
Slight risk	15.6	9.5	17.3	18.1	14.9	
Moderate risk	17.4	28.6	33.3	33.1	27.7	
Great risk	46.1	51.2	40.1	40.2	44.7	
N of Valid	167	168	162	127	624	
N of Miss	12	3	2	2	19	

Table 131: On how many occasions have you had alcoholic beverages (beer, wine or hard liquor) to drink in your lifetime - more than just a few sips?

Response	6	8	10	12	Total	
0	81.2	56.8	33.3	27.8	51.6	
1-2	11.8	15.4	11.9	11.9	12.8	
3-5	2.9	10.7	11.3	13.5	9.3	
6-9	1.2	8.3	10.1	8.7	6.9	
10-19	0.6	3.6	12.6	8.7	6.1	
20-39	1.2	3.0	9.4	7.1	5.0	
40+	1.2	2.4	11.3	22.2	8.3	
N of Valid	170	169	159	126	624	
N of Miss	9	2	5	3	19	

Table 132: On how many occasions have you had beer, wine or hard liquor to drink during the past 30 days?








Response	6	8	10	12	Total	
0	93.5	89.3	68.6	68.8	81.1	
1-2	3.5	6.5	14.5	11.2	8.7	
3-5	1.8	1.8	6.3	8.0	4.2	
6-9	0.6	0.6	5.7	6.4	3.0	
10-19	0.0	1.2	4.4	1.6	1.8	
20-39	0.0	0.0	0.0	2.4	0.5	
40+	0.6	0.6	0.6	1.6	0.8	
N of Valid	170	169	159	125	623	
N of Miss	9	2	5	4	20	

Table 133: On how many occasions have you used marijuana (grass, pot) or hashish (hash, hash oil) in your lifetime?








Response	6	8	10	12	Total	
0	99.4	93.4	81.9	67.2	86.8	
1-2	0.6	2.4	4.4	8.0	3.5	
3-5	0.0	0.6	4.4	6.4	2.6	
6-9	0.0	1.2	1.3	3.2	1.3	
10-19	0.0	0.6	2.5	3.2	1.4	
20-39	0.0	0.6	2.5	1.6	1.1	
40+	0.0	1.2	3.1	10.4	3.2	
N of Valid	169	167	160	125	621	
N of Miss	10	4	4	4	22	

Table 134: On how many occasions have you used marijuana (grass, pot) or hashish (hash, hash oil) during the past 30 days?








Response	6	8	10	12	Total	
0	99.4	98.2	92.5	83.2	94.1	
1-2	0.0	0.0	3.1	8.8	2.6	
3-5	0.6	0.6	2.5	0.0	1.0	
6-9	0.0	0.0	0.0	0.8	0.2	
10-19	0.0	0.0	1.3	2.4	0.8	
20-39	0.0	0.6	0.6	1.6	0.6	
40+	0.0	0.6	0.0	3.2	0.8	
N of Valid	171	169	160	125	625	
N of Miss	8	2	4	4	18	

Table 135: On how many occasions have you used LSD or other psychedelics in your lifetime?




Response	6	8	10	12	Total	
0	99.4	99.4	96.9	99.2	98.7	
1-2	0.6	0.0	3.1	0.8	1.1	
3-5	0.0	0.6	0.0	0.0	0.2	
6-9	0.0	0.0	0.0	0.0	0.0	
10-19	0.0	0.0	0.0	0.0	0.0	
20-39	0.0	0.0	0.0	0.0	0.0	
40+	0.0	0.0	0.0	0.0	0.0	
N of Valid	169	169	160	124	622	
N of Miss	10	2	4	5	21	

Table 136: On how many occasions have you used LSD or other psychedelics during the past 30 days?




Response	6	8	10	12	Total	
0	99.4	100.0	99.4	100.0	99.7	
1-2	0.0	0.0	0.6	0.0	0.2	
3-5	0.0	0.0	0.0	0.0	0.0	
6-9	0.6	0.0	0.0	0.0	0.2	
10-19	0.0	0.0	0.0	0.0	0.0	
20-39	0.0	0.0	0.0	0.0	0.0	
40+	0.0	0.0	0.0	0.0	0.0	
N of Valid	169	169	160	125	623	
N of Miss	10	2	4	4	20	

Table 137: On how many occasions have you used cocaine or crack in your lifetime?




Response	6	8	10	12	Total	
0	100.0	98.8	97.5	99.2	98.9	
1-2	0.0	1.2	2.5	0.0	1.0	
3-5	0.0	0.0	0.0	0.8	0.2	
6-9	0.0	0.0	0.0	0.0	0.0	
10-19	0.0	0.0	0.0	0.0	0.0	
20-39	0.0	0.0	0.0	0.0	0.0	
40+	0.0	0.0	0.0	0.0	0.0	
N of Valid	169	169	160	125	623	
N of Miss	10	2	4	4	20	

Table 138: On how many occasions have you used cocaine or crack during the past 30 days?



Response	6	8	10	12	Total	
0	99.4	100.0	100.0	100.0	99.8	
1-2	0.6	0.0	0.0	0.0	0.2	
3-5	0.0	0.0	0.0	0.0	0.0	
6-9	0.0	0.0	0.0	0.0	0.0	
10-19	0.0	0.0	0.0	0.0	0.0	
20-39	0.0	0.0	0.0	0.0	0.0	
40+	0.0	0.0	0.0	0.0	0.0	
N of Valid	169	167	160	125	621	
N of Miss	10	4	4	4	22	

Table 139: On how many occasions have you sniffed glue, breathed the contents of an aerosol spray can, or inhaled other gases or sprays, in order to get high in your lifetime?








Response	6	8	10	12	Total	
0	90.4	85.2	83.1	92.0	87.4	
1-2	5.4	10.1	8.1	4.0	7.1	
3-5	1.8	2.4	1.3	1.6	1.8	
6-9	0.0	1.8	2.5	0.8	1.3	
10-19	0.6	0.0	1.3	0.0	0.5	
20-39	0.0	0.0	0.6	0.0	0.2	
40+	1.8	0.6	3.1	1.6	1.8	
N of Valid	166	169	160	125	620	
N of Miss	13	2	4	4	23	

Table 140: On how many occasions have you sniffed glue, breathed the contents of an aerosol spray can, or inhaled other gases or sprays, in order to get high during the past 30 days?








Response	6	8	10	12	Total	
0	95.3	96.4	94.4	98.4	96.0	
1-2	2.4	1.8	1.9	0.0	1.6	
3-5	1.8	0.0	1.3	0.8	1.0	
6-9	0.6	0.6	0.6	0.0	0.5	
10-19	0.0	0.6	0.0	0.8	0.3	
20-39	0.0	0.6	0.6	0.0	0.3	
40+	0.0	0.0	1.3	0.0	0.3	
N of Valid	169	169	160	125	623	
N of Miss	10	2	4	4	20	

Table 141: On how many occasions have you used phenoxydine (pox, px, breeze) in your lifetime?


Response	6	8	10	12	Total	
0	100.0	100.0	100.0	100.0	100.0	
1-2	0.0	0.0	0.0	0.0	0.0	
3-5	0.0	0.0	0.0	0.0	0.0	
6-9	0.0	0.0	0.0	0.0	0.0	
10-19	0.0	0.0	0.0	0.0	0.0	
20-39	0.0	0.0	0.0	0.0	0.0	
40+	0.0	0.0	0.0	0.0	0.0	
N of Valid	167	168	158	124	617	
N of Miss	12	3	6	5	26	

Table 142: On how many occasions have you used phenoxydine (pox, px, breeze) during the past 30 days?


Response	6	8	10	12	Total	
0	100.0	100.0	100.0	100.0	100.0	
1-2	0.0	0.0	0.0	0.0	0.0	
3-5	0.0	0.0	0.0	0.0	0.0	
6-9	0.0	0.0	0.0	0.0	0.0	
10-19	0.0	0.0	0.0	0.0	0.0	
20-39	0.0	0.0	0.0	0.0	0.0	
40+	0.0	0.0	0.0	0.0	0.0	
N of Valid	168	169	159	124	620	
N of Miss	11	2	5	5	23	

Table 143: On how many occasions have you used sedatives (tranquilizers, such as Valium or Xanax, barbiturates, or sleeping pills) without a doctor telling you to take them, in your lifetime?








Response	6	8	10	12	Total	
0	97.6	90.5	84.4	87.1	90.2	
1-2	1.8	4.7	4.4	2.4	3.4	
3-5	0.6	0.6	6.3	1.6	2.3	
6-9	0.0	1.2	3.1	4.0	1.9	
10-19	0.0	1.2	1.3	0.0	0.6	
20-39	0.0	1.8	0.6	1.6	1.0	
40+	0.0	0.0	0.0	3.2	0.6	
N of Valid	168	169	160	124	621	
N of Miss	11	2	4	5	22	

Table 144: On how many occasions have you used sedatives (tranquilizers, such as Valium or Xanax, barbiturates, or sleeping pills) without a doctor telling you to take them, during the past 30 days?







Response	6	8	10	12	Total	
0	99.4	95.3	94.4	95.2	96.1	
1-2	0.6	3.6	4.4	1.6	2.6	
3-5	0.0	0.6	0.0	0.8	0.3	
6-9	0.0	0.6	0.6	0.0	0.3	
10-19	0.0	0.0	0.6	1.6	0.5	
20-39	0.0	0.0	0.0	0.8	0.2	
40+	0.0	0.0	0.0	0.0	0.0	
N of Valid	168	169	160	124	621	
N of Miss	11	2	4	5	22	

Table 145: On how many occasions have you used Methamphetamines (meth, speed, crank, crystal meth) in your lifetime?





Response	6	8	10	12	Total	
0	98.2	99.4	98.1	98.4	98.5	
1-2	0.6	0.6	0.6	0.8	0.6	
3-5	0.0	0.0	1.3	0.8	0.5	
6-9	0.0	0.0	0.0	0.0	0.0	
10-19	0.0	0.0	0.0	0.0	0.0	
20-39	0.0	0.0	0.0	0.0	0.0	
40+	1.2	0.0	0.0	0.0	0.3	
N of Valid	169	168	159	124	620	
N of Miss	10	3	5	5	23	

Table 146: On how many occasions have you used Methamphetamines (meth, speed, crank, crystal meth) in the past 30 days?




Response	6	8	10	12	Total	
0	98.8	99.4	100.0	100.0	99.5	
1-2	0.0	0.0	0.0	0.0	0.0	
3-5	0.0	0.6	0.0	0.0	0.2	
6-9	0.0	0.0	0.0	0.0	0.0	
10-19	0.0	0.0	0.0	0.0	0.0	
20-39	0.0	0.0	0.0	0.0	0.0	
40+	1.2	0.0	0.0	0.0	0.3	
N of Valid	169	169	159	124	621	
N of Miss	10	2	5	5	22	

Table 147: On how many occasions have you used stimulants, other than Methamphetamines (such as amphetamines, Ritalin or Dexedrine) without a doctor telling you to take them, in your lifetime?






Response	6	8	10	12	Total	
0	99.4	98.2	95.6	96.8	97.6	
1-2	0.6	1.2	3.1	0.8	1.4	
3-5	0.0	0.0	1.3	0.8	0.5	
6-9	0.0	0.6	0.0	0.8	0.3	
10-19	0.0	0.0	0.0	0.8	0.2	
20-39	0.0	0.0	0.0	0.0	0.0	
40+	0.0	0.0	0.0	0.0	0.0	
N of Valid	169	169	159	124	621	
N of Miss	10	2	5	5	22	

Table 148: On how many occasions have you used stimulants, other than Methamphetamines (such as amphetamines, Ritalin or Dexedrine) without a doctor telling you to take them, during the past 30 days?




Response	6	8	10	12	Total	
0	99.4	100.0	98.8	99.2	99.4	
1-2	0.0	0.0	1.3	0.8	0.5	
3-5	0.6	0.0	0.0	0.0	0.2	
6-9	0.0	0.0	0.0	0.0	0.0	
10-19	0.0	0.0	0.0	0.0	0.0	
20-39	0.0	0.0	0.0	0.0	0.0	
40+	0.0	0.0	0.0	0.0	0.0	
N of Valid	169	169	160	123	621	
N of Miss	10	2	4	6	22	

Table 149: On how many occasions have you used heroin or other opiates in your lifetime?




Response	6	8	10	12	Total	
0	99.4	99.4	99.4	99.2	99.4	
1-2	0.6	0.6	0.0	0.8	0.5	
3-5	0.0	0.0	0.6	0.0	0.2	
6-9	0.0	0.0	0.0	0.0	0.0	
10-19	0.0	0.0	0.0	0.0	0.0	
20-39	0.0	0.0	0.0	0.0	0.0	
40+	0.0	0.0	0.0	0.0	0.0	
N of Valid	167	169	160	123	619	
N of Miss	12	2	4	6	24	

Table 150: On how many occasions have you used heroin or other opiates during the past 30 days?


Response	6	8	10	12	Total	
0	100.0	100.0	100.0	100.0	100.0	
1-2	0.0	0.0	0.0	0.0	0.0	
3-5	0.0	0.0	0.0	0.0	0.0	
6-9	0.0	0.0	0.0	0.0	0.0	
10-19	0.0	0.0	0.0	0.0	0.0	
20-39	0.0	0.0	0.0	0.0	0.0	
40+	0.0	0.0	0.0	0.0	0.0	
N of Valid	167	168	160	123	618	
N of Miss	12	3	4	6	25	

Table 151: On how many occasions have you used MDMA ('X', 'E', or ecstasy) in your lifetime?






Response	6	8	10	12	Total	
0	99.4	98.8	96.9	98.4	98.4	
1-2	0.6	0.0	1.3	0.0	0.5	
3-5	0.0	0.6	1.3	1.6	0.8	
6-9	0.0	0.6	0.0	0.0	0.2	
10-19	0.0	0.0	0.6	0.0	0.2	
20-39	0.0	0.0	0.0	0.0	0.0	
40+	0.0	0.0	0.0	0.0	0.0	
N of Valid	166	168	160	123	617	
N of Miss	13	3	4	6	26	

Table 152: On how many occasions have you used MDMA ('X', 'E', or ecstasy) during the past 30 days?






Response	6	8	10	12	Total	
0	100.0	98.8	98.7	99.2	99.2	
1-2	0.0	0.0	0.6	0.8	0.3	
3-5	0.0	0.6	0.0	0.0	0.2	
6-9	0.0	0.0	0.6	0.0	0.2	
10-19	0.0	0.6	0.0	0.0	0.2	
20-39	0.0	0.0	0.0	0.0	0.0	
40+	0.0	0.0	0.0	0.0	0.0	
N of Valid	166	168	159	123	616	
N of Miss	13	3	5	6	27	

Table 153: On how many occasions have you taken prescription drugs (such as Valium, Xanax, Ritalin, Adderall, OxyContin, Darvocet, or sleeping pills) on your own-that is, without a doctor telling you to take them in your lifetime?








Response	6	8	10	12	Total	
0	95.8	87.6	83.1	77.2	86.6	
1-2	3.6	5.9	6.3	9.8	6.1	
3-5	0.6	1.8	3.1	4.1	2.3	
6-9	0.0	1.8	3.1	0.8	1.5	
10-19	0.0	0.6	3.1	2.4	1.5	
20-39	0.0	0.6	1.3	0.0	0.5	
40+	0.0	1.8	0.0	5.7	1.6	
N of Valid	168	169	160	123	620	
N of Miss	11	2	4	6	23	

Table 154: On how many occasions have you taken prescription drugs (such as Valium, Xanax, Ritalin, Adderall, OxyContin, Darvocet, or sleeping pills) on your own-that is, without a doctor telling you to take them during the past 30 days?







Response	6	8	10	12	Total	
0	98.2	94.7	91.3	94.3	94.7	
1-2	1.8	3.6	6.3	1.6	3.4	
3-5	0.0	0.0	1.9	1.6	0.8	
6-9	0.0	0.6	0.6	0.8	0.5	
10-19	0.0	0.0	0.0	1.6	0.3	
20-39	0.0	0.0	0.0	0.0	0.0	
40+	0.0	1.2	0.0	0.0	0.3	
N of Valid	168	169	160	123	620	
N of Miss	11	2	4	6	23	

Table 155: On how many occasions have you taken non-prescription medicines such as diet pills (for example, Dietac, Dexatrim or Prolamine), stay-awake pills (for example No-Doz, Vivarin, or Wake), or cough or cold medicines (robos, DXM, etc.) to get high in your lifetime?








Response	6	8	10	12	Total	
0	98.2	92.9	90.6	94.3	94.0	
1-2	1.2	2.4	2.5	3.3	2.3	
3-5	0.0	2.4	3.1	0.0	1.5	
6-9	0.6	0.6	2.5	0.0	1.0	
10-19	0.0	0.6	0.6	0.8	0.5	
20-39	0.0	1.2	0.0	0.8	0.5	
40+	0.0	0.0	0.6	0.8	0.3	
N of Valid	168	169	160	122	619	
N of Miss	11	2	4	7	24	

Table 156: On how many occasions have you taken non-prescription medicines such as diet pills (for example, Dietac, Dexatrim or Prolamine), stay-awake pills (for example No-Doz, Vivarin, or Wake), or cough or cold medicines (robos, DXM, etc.) to get high during the past 30 days?




Response	6	8	10	12	Total	
0	99.4	96.4	97.5	98.4	97.9	
1-2	0.6	3.6	2.5	0.8	1.9	
3-5	0.0	0.0	0.0	0.0	0.0	
6-9	0.0	0.0	0.0	0.8	0.2	
10-19	0.0	0.0	0.0	0.0	0.0	
20-39	0.0	0.0	0.0	0.0	0.0	
40+	0.0	0.0	0.0	0.0	0.0	
N of Valid	168	169	160	122	619	
N of Miss	11	2	4	7	24	

Table 157: On how many occasions have you been drunk or very high from drinking alcoholic beverages during the past 30 days?








Response	6	8	10	12	Total	
0	96.4	92.9	79.4	77.9	87.4	
1-2	3.6	4.7	11.3	8.2	6.8	
3-5	0.0	1.2	3.8	5.7	2.4	
6-9	0.0	0.0	1.9	4.9	1.5	
10-19	0.0	0.6	2.5	1.6	1.1	
20-39	0.0	0.0	1.3	0.0	0.3	
40+	0.0	0.6	0.0	1.6	0.5	
N of Valid	169	169	160	122	620	
N of Miss	10	2	4	7	23	

Table 158: Think back over the last two weeks. How many times have you had five or more alcoholic drinks in a row?


Response	6	8	10	12	Total	
None	92.9	93.5	78.6	76.2	86.1	
Once	3.0	3.0	8.8	6.6	5.2	
Twice	1.8	1.2	5.7	5.7	3.4	
3-5 times	1.2	1.8	4.4	9.8	3.9	
6-9 times	0.6	0.0	1.3	0.0	0.5	
10 or more times	0.6	0.6	1.3	1.6	1.0	
N of Valid	168	168	159	122	617	
N of Miss	11	3	5	7	26	

Table 159: Have you ever used smokeless tobacco (chew, snuff, plug, dipping tobacco, or chewing tobacco)?


Response	6	8	10	12	Total	
Never	95.8	81.5	71.7	68.9	80.3	
Once or Twice	3.0	10.7	11.9	9.0	8.6	
Once in a while but not regularly	0.6	1.8	8.2	5.7	3.9	
Regularly in the past	0.0	2.4	3.8	5.7	2.8	
Regularly now	0.6	3.6	4.4	10.7	4.4	
N of Valid	166	168	159	122	615	
N of Miss	13	3	5	7	28	

Table 160: How often have you taken smokeless tobacco during the past 30 days?


Response	6	8	10	12	Total	
Not at all	98.8	92.8	84.3	82.0	90.0	
Once or twice	0.6	2.4	6.9	3.3	3.3	
Once or twice per week	0.0	1.8	1.9	2.5	1.5	
Three to five times per week	0.6	1.2	5.0	1.6	2.1	
About once a day	0.0	0.0	0.0	1.6	0.3	
More than once a day	0.0	1.8	1.9	9.0	2.8	
N of Valid	165	167	159	122	613	
N of Miss	14	4	5	7	30	

Table 161: Have you ever smoked cigarettes?






Response	6	8	10	12	Total	
Never	87.3	69.0	51.9	43.4	64.5	
Once or Twice	9.6	19.6	24.1	20.5	18.2	
Once in a while but not regularly	0.6	6.0	13.3	17.2	8.6	
Regularly in the past	2.4	1.8	5.1	9.0	4.2	
Regularly now	0.0	3.6	5.7	9.8	4.4	
N of Valid	166	168	158	122	614	
N of Miss	13	3	6	7	29	

Table 162: How frequently have you smoked cigarettes during the past 30 days?






Response	6	8	10	12	Total	
Not at all	98.2	91.1	83.6	75.4	88.0	
Less than one cigarette per day	0.6	4.8	8.2	12.3	6.0	
One to five cigarettes per day	1.2	0.6	5.0	6.6	3.1	
About one-half pack per day	0.0	2.4	2.5	5.7	2.4	
About one pack per day	0.0	1.2	0.6	0.0	0.5	
About one and one-half packs per day	0.0	0.0	0.0	0.0	0.0	
Two packs or more per day	0.0	0.0	0.0	0.0	0.0	
N of Valid	166	168	159	122	615	
N of Miss	13	3	5	7	28	

Table 163: During the last month, about how many marijuana cigarettes, or the equivalent, did you smoke a day, on the average?








Response	6	8	10	12	Total	
None	99.4	97.0	91.8	87.8	94.5	
Less than 1 a day	0.0	0.6	5.0	4.1	2.3	
1 a day	0.0	1.2	1.3	2.4	1.1	
2-3 a day	0.6	0.0	1.3	3.3	1.1	
4-6 a day	0.0	0.0	0.0	0.8	0.2	
7-10 a day	0.0	0.6	0.6	1.6	0.7	
11 or more a day	0.0	0.6	0.0	0.0	0.2	
N of Valid	163	168	159	123	613	
N of Miss	16	3	5	6	30	

Table 164: If you drank alcohol (not just a sip or taste) in the past year, how did you usually get it?












Response	6	8	10	12	Total	
I did not drink alcohol in the past year	90.2	71.5	43.5	37.7	62.6	
I bought it myself with a fake ID	0.0	0.0	0.0	0.8	0.2	
I bought it myself without a fake ID	0.0	0.0	0.6	1.6	0.5	
I got it from someone I know age 21 or older	3.7	6.7	15.6	27.0	12.3	
I got it from someone I know under age 21	0.0	1.2	11.7	7.4	4.8	
I got it from my brother or sister	0.0	0.0	0.0	0.0	0.0	
I got it from home with my parents' permission	1.2	3.6	4.5	4.9	3.5	
I got it from home without my parents' permission	1.8	3.6	3.2	1.6	2.6	
I got it from another relative	0.6	4.8	3.2	4.1	3.1	
A stranger bought it for me	0.0	0.0	0.6	0.8	0.3	
I took it from a store or shop	0.6	0.0	0.0	0.0	0.2	
Other	1.8	8.5	16.9	13.9	9.9	
N of Valid	163	165	154	122	604	
N of Miss	16	6	10	7	39	

Table 165: If you drank alcohol (not just a sip or taste) in the past year, where did you usually drink it?

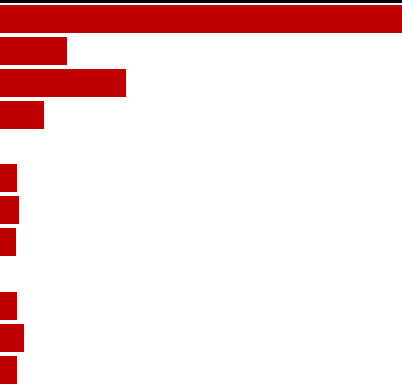
Response	6	8	10	12	Total	
I did not drink alcohol in the past year	89.9	74.1	46.1	39.2	64.1	
at my home	5.0	12.3	7.9	9.2	8.6	
at someone else's home	3.1	8.6	31.6	35.8	18.5	
at an open area like a park, beach, field, back road, woods, or a street corner	1.9	3.1	6.6	9.2	4.9	
at a sporting event or concert	0.0	0.6	0.7	0.8	0.5	
at a restaurant, bar, or a nightclub	0.0	0.6	2.0	0.0	0.7	
at an empty building or a construction site	0.0	0.0	0.7	0.0	0.2	
at a hotel/motel	0.0	0.0	0.7	1.7	0.5	
in a car	0.0	0.6	3.3	2.5	1.5	
at school	0.0	0.0	0.7	1.7	0.5	
N of Valid	159	162	152	120	593	
N of Miss	20	9	12	9	50	

Table 166: If you smoked cigarettes (not just a puff or drag) in the past year, how did you usually get them?












Response	6	8	10	12	Total	
I did not smoke cigarettes in the past year	90.6	82.0	71.4	64.5	78.1	
I bought them myself with a fake ID	0.0	0.6	0.0	0.0	0.2	
I bought them myself without a fake ID	0.0	0.0	2.6	7.4	2.2	
I got them from someone I know age 18 or older	0.6	3.6	9.7	18.2	7.3	
I got them from someone I know under age 18	2.5	4.2	4.5	1.7	3.3	
I got them from my brother or sister	0.0	1.8	0.0	0.0	0.5	
I got them from home with my parents' permission	0.6	0.6	1.3	0.8	0.8	
I got them from home without my parents' permission	0.0	0.6	2.6	0.0	0.8	
I got them from another relative	1.9	1.8	0.0	0.0	1.0	
A stranger bought them for me	0.0	0.6	0.6	0.8	0.5	
I took them from a store or shop	0.0	0.0	0.0	0.0	0.0	
Other	3.8	4.2	7.1	6.6	5.3	
N of Valid	160	167	154	121	602	
N of Miss	19	4	10	8	41	

Table 167: If you smoked cigarettes (not just a puff or drag) in the past year, where did you usually smoke them?










Response	6	8	10	12	Total	
I did not smoke cigarettes in the past year	93.7	84.3	71.9	64.7	79.7	
at my home	0.0	3.0	9.2	7.6	4.7	
at someone else's home	1.9	3.6	5.2	5.9	4.0	
at an open area like a park, beach, field, back road, woods, or a street corner	2.5	7.2	4.6	9.2	5.7	
at a sporting event or concert	0.0	0.0	0.0	0.0	0.0	
at a restaurant, bar, or a nightclub	0.6	0.6	0.0	0.0	0.3	
at an empty building or a construction site	1.3	0.0	0.0	0.0	0.3	
at a hotel/motel	0.0	0.0	0.0	0.8	0.2	
in a car	0.0	0.0	8.5	10.9	4.4	
at school	0.0	1.2	0.7	0.8	0.7	
N of Valid	159	166	153	119	597	
N of Miss	20	5	11	10	46	

Table 168: During the past 30 days, how many times did you ride in a car or other vehicle driven by someone who had been drinking alcohol?






Response	6	8	10	12	Total	
0 times	71.6	80.2	70.1	75.2	74.3	
1 time	14.2	6.0	14.0	9.1	10.9	
2 or 3 times	4.3	6.6	8.9	11.6	7.6	
4 or 5 times	3.7	1.8	2.5	1.7	2.5	
6 or more times	6.2	5.4	4.5	2.5	4.8	
N of Valid	162	167	157	121	607	
N of Miss	17	4	7	8	36	

Table 169: During the past 30 days, how many times did you drive a car or other vehicle when you had been drinking alcohol?

Response	6	8	10	12	Total	
I did not drive a car in the past 30 days	52.9	50.6	28.8	25.8	40.5	
0 times	43.2	44.5	59.0	60.8	51.3	
1 time	1.3	2.4	5.8	5.8	3.7	
2 or 3 times	1.9	1.2	3.2	6.7	3.0	
4 or 5 times	0.6	1.2	2.6	0.8	1.3	
6 or more times	0.0	0.0	0.6	0.0	0.2	
N of Valid	155	164	156	120	595	
N of Miss	24	7	8	9	48	

Table 170: How wrong would most adults (over 21) in your neighborhood think it is for kids your age: to use marijuana?

Response	6	8	10	12	Total	
Very wrong	92.7	85.7	77.1	74.4	83.1	
Wrong	4.9	7.7	12.7	13.2	9.3	
A little bit wrong	1.2	4.8	6.4	4.1	4.1	
Not wrong at all	1.2	1.8	3.8	8.3	3.4	
N of Valid	164	168	157	121	610	
N of Miss	15	3	7	8	33	

Table 171: How wrong would most adults (over 21) in your neighborhood think it is for kids your age: to drink alcohol?

Response	6	8	10	12	Total	
Very wrong	82.8	68.5	43.9	45.5	61.4	
Wrong	5.5	14.9	26.8	22.3	16.9	
A little bit wrong	7.4	12.5	21.0	24.0	15.6	
Not wrong at all	4.3	4.2	8.3	8.3	6.1	
N of Valid	163	168	157	121	609	
N of Miss	16	3	7	8	34	

Table 172: How wrong would most adults (over 21) in your neighborhood think it is for kids your age: to smoke cigarettes?





Response	6	8	10	12	Total	
Very wrong	82.1	70.1	53.2	38.0	62.5	
Wrong	9.9	17.4	24.4	19.0	17.5	
A little bit wrong	6.2	7.8	14.7	28.1	13.2	
Not wrong at all	1.9	4.8	7.7	14.9	6.8	
N of Valid	162	167	156	121	606	
N of Miss	17	4	8	8	37	

Table 173: How much do each of the following statements describe your neighborhood? crime and/or drug selling





Response	6	8	10	12	Total	
NO!	85.3	69.6	68.8	62.0	72.1	
no	11.0	19.0	17.8	20.7	16.9	
yes	2.5	7.1	9.6	9.1	6.9	
YES!	1.2	4.2	3.8	8.3	4.1	
N of Valid	163	168	157	121	609	
N of Miss	16	3	7	8	34	

Table 174: How much do each of the following statements describe your neighborhood? fights





Response	6	8	10	12	Total	
NO!	64.2	61.4	54.1	62.0	60.4	
no	16.0	21.1	23.6	23.1	20.8	
yes	15.4	12.7	15.3	9.1	13.4	
YES!	4.3	4.8	7.0	5.8	5.4	
N of Valid	162	166	157	121	606	
N of Miss	17	5	7	8	37	

Table 175: How much do each of the following statements describe your neighborhood? lots of empty or abandoned buildings





Response	6	8	10	12	Total	
NO!	74.7	69.6	65.0	66.1	69.1	
no	16.7	22.6	25.5	27.3	22.7	
yes	6.8	6.5	6.4	5.0	6.3	
YES!	1.9	1.2	3.2	1.7	2.0	
N of Valid	162	168	157	121	608	
N of Miss	17	3	7	8	35	

Table 176: How much do each of the following statements describe your neighborhood? lots of graffiti





Response	6	8	10	12	Total	
NO!	82.7	80.1	73.1	75.2	78.0	
no	13.0	17.5	22.4	19.8	18.0	
yes	3.1	1.8	2.6	4.1	2.8	
YES!	1.2	0.6	1.9	0.8	1.2	
N of Valid	162	166	156	121	605	
N of Miss	17	5	8	8	38	

Table 177: If I had to move, I would miss the neighborhood I now live in.





Response	6	8	10	12	Total	
NO!	11.7	20.1	19.0	15.6	16.7	
no	10.5	18.3	12.0	19.7	14.9	
yes	24.7	22.5	31.6	34.4	27.8	
YES!	53.1	39.1	37.3	30.3	40.6	
N of Valid	162	169	158	122	611	
N of Miss	17	2	6	7	32	

Table 178: My neighbors notice when I am doing a good job and let me know about it.

Response	6	8	10	12	Total	
NO!	36.5	27.2	33.1	36.9	33.1	
no	22.0	40.2	41.4	36.9	35.1	
yes	25.8	18.9	16.6	15.6	19.4	
YES!	15.7	13.6	8.9	10.7	12.4	
N of Valid	159	169	157	122	607	
N of Miss	20	2	7	7	36	

Table 179: I like my neighborhood.

Response	6	8	10	12	Total	
NO!	8.1	14.0	12.2	9.0	10.9	
no	2.5	13.4	9.6	10.7	9.0	
yes	35.4	32.9	48.1	45.1	40.0	
YES!	54.0	39.6	30.1	35.2	40.1	
N of Valid	161	164	156	122	603	
N of Miss	18	7	8	7	40	

Table 180: There are lots of adults in my neighborhood I could talk to about something important.

Response	6	8	10	12	Total	
NO!	23.8	22.2	22.9	22.1	22.8	
no	20.6	28.7	31.8	35.2	28.7	
yes	27.5	26.9	28.7	27.9	27.7	
YES!	28.1	22.2	16.6	14.8	20.8	
N of Valid	160	167	157	122	606	
N of Miss	19	4	7	7	37	

Table 181: I'd like to get out of my neighborhood.





Response	6	8	10	12	Total	
NO!	57.0	39.1	32.5	30.6	40.3	
no	26.6	29.0	35.0	31.4	30.4	
yes	8.9	18.9	18.5	26.4	17.7	
YES!	7.6	13.0	14.0	11.6	11.6	
N of Valid	158	169	157	121	605	
N of Miss	21	2	7	8	38	

Table 182: There are people in my neighborhood who are proud of me when I do something well.





Response	6	8	10	12	Total	
NO!	19.8	19.8	17.8	20.8	19.5	
no	16.7	22.8	28.0	21.7	22.3	
yes	33.3	34.7	36.9	34.2	34.8	
YES!	30.2	22.8	17.2	23.3	23.4	
N of Valid	162	167	157	120	606	
N of Miss	17	4	7	9	37	

Table 183: There are people in my neighborhood who encourage me to do my best.





Response	6	8	10	12	Total	
NO!	13.6	20.5	14.6	18.0	16.6	
no	16.0	21.1	25.5	27.0	22.1	
yes	34.6	36.1	36.9	30.3	34.8	
YES!	35.8	22.3	22.9	24.6	26.5	
N of Valid	162	166	157	122	607	
N of Miss	17	5	7	7	36	

Table 184: I feel safe in my neighborhood.





Response	6	8	10	12	Total	
NO!	9.4	11.5	9.6	4.9	9.1	
no	10.6	13.9	8.9	6.6	10.3	
yes	26.9	35.2	42.7	45.1	36.9	
YES!	53.1	39.4	38.9	43.4	43.7	
N of Valid	160	165	157	122	604	
N of Miss	19	6	7	7	39	

Table 185: Which of the following activities for people your age are available in your community? sports teams?



Response	6	8	10	12	Total	
No	12.3	11.8	8.9	13.9	11.6	
Yes	87.7	88.2	91.1	86.1	88.4	
N of Valid	162	169	158	122	611	
N of Miss	17	2	6	7	32	

Table 186: Which of the following activities for people your age are available in your community? scouting?



Response	6	8	10	12	Total	
No	41.4	48.8	60.5	59.5	52.0	
Yes	58.6	51.2	39.5	40.5	48.0	
N of Valid	157	168	152	121	598	
N of Miss	22	3	12	8	45	

Table 187: Which of the following activities for people your age are available in your community? boys and girls clubs?



Response	6	8	10	12	Total	
No	53.5	54.4	61.4	48.8	54.8	
Yes	46.5	45.6	38.6	51.2	45.2	
N of Valid	157	169	153	121	600	
N of Miss	22	2	11	8	43	

Table 188: Which of the following activities for people your age are available in your community? 4-H clubs?



Response	6	8	10	12	Total	
No	44.2	28.0	28.6	35.5	33.9	
Yes	55.8	72.0	71.4	64.5	66.1	
N of Valid	156	168	154	121	599	
N of Miss	23	3	10	8	44	

Table 189: Which of the following activities for people your age are available in your community? service clubs?



Response	6	8	10	12	Total	
No	61.1	50.3	46.1	48.8	51.6	
Yes	38.9	49.7	53.9	51.2	48.4	
N of Valid	149	167	152	121	589	
N of Miss	30	4	12	8	54	

Table 190: If a kid smoked marijuana in your neighborhood would he or she be caught by the police?





Response	6	8	10	12	Total	
NO!	17.6	17.2	28.8	28.9	22.6	
no	13.8	37.3	44.2	43.0	34.0	
yes	31.4	23.7	17.9	16.5	22.8	
YES!	37.1	21.9	9.0	11.6	20.5	
N of Valid	159	169	156	121	605	
N of Miss	20	2	8	8	38	

Table 191: If a kid drank some beer, wine or hard liquor (for example, vodka, whiskey, or gin) in your neighborhood would he or she be caught by the police?





Response	6	8	10	12	Total	
NO!	22.2	24.3	37.3	33.9	29.0	
no	18.4	46.2	46.8	49.6	39.8	
yes	31.6	15.4	8.9	9.9	16.8	
YES!	27.8	14.2	7.0	6.6	14.4	
N of Valid	158	169	158	121	606	
N of Miss	21	2	6	8	37	

Table 192: If a kid carried a handgun in your neighborhood would he or she be caught by the police?





Response	6	8	10	12	Total	
NO!	19.6	17.8	29.1	24.8	22.6	
no	14.6	35.5	35.4	36.4	30.2	
yes	30.4	20.7	18.4	24.0	23.3	
YES!	35.4	26.0	17.1	14.9	23.9	
N of Valid	158	169	158	121	606	
N of Miss	21	2	6	8	37	

Table 193: If you wanted to get some cigarettes, how easy would it be for you to get some?





Response	6	8	10	12	Total	
Very hard	72.1	42.9	17.2	5.8	36.2	
Sort of hard	11.0	14.9	8.3	8.3	10.9	
Sort of easy	7.1	20.2	25.5	16.7	17.5	
Very easy	9.7	22.0	49.0	69.2	35.4	
N of Valid	154	168	157	120	599	
N of Miss	25	3	7	9	44	

Table 194: If you wanted to get some beer, wine or hard liquor (for example, vodka, whiskey, or gin), how easy would it be for you to get some?





Response	6	8	10	12	Total	
Very hard	66.4	36.7	14.6	10.0	33.1	
Sort of hard	13.2	20.5	13.4	13.3	15.3	
Sort of easy	9.9	19.9	29.9	27.5	21.5	
Very easy	10.5	22.9	42.0	49.2	30.1	
N of Valid	152	166	157	120	595	
N of Miss	27	5	7	9	48	

Table 195: If you wanted to get a drug like cocaine, LSD, or amphetamines, how easy would it be for you to get some?





Response	6	8	10	12	Total	
Very hard	88.1	79.8	62.4	55.8	72.5	
Sort of hard	5.3	10.1	22.3	21.7	14.4	
Sort of easy	2.6	6.0	9.6	12.5	7.4	
Very easy	4.0	4.2	5.7	10.0	5.7	
N of Valid	151	168	157	120	596	
N of Miss	28	3	7	9	47	

Table 196: If you wanted to get a handgun, how easy would it be for you to get one?





Response	6	8	10	12	Total	
Very hard	70.7	52.1	32.7	34.2	48.1	
Sort of hard	14.7	14.2	21.8	19.2	17.3	
Sort of easy	6.7	13.6	22.4	17.5	15.0	
Very easy	8.0	20.1	23.1	29.2	19.7	
N of Valid	150	169	156	120	595	
N of Miss	29	2	8	9	48	

Table 197: If you wanted to get some marijuana, how easy would it be for you to get some?





Response	6	8	10	12	Total	
Very hard	88.7	70.8	37.6	25.0	57.3	
Sort of hard	4.7	8.3	17.2	14.2	10.9	
Sort of easy	2.7	9.5	19.7	17.5	12.1	
Very easy	4.0	11.3	25.5	43.3	19.7	
N of Valid	150	168	157	120	595	
N of Miss	29	3	7	9	48	

Table 198: During the past 12 months, have you participated in any alcohol prevention programs or seen any alcohol prevention messages in your school or community?  
Yes, a school-based program focused on preventing underage drinking and/or drinking and driving.



Response	6	8	10	12	Total	
No	59.2	56.7	57.9	57.4	57.9	
Yes	40.8	43.3	42.1	42.6	42.1	
N of Valid	179	171	164	129	643	
N of Miss	0	0	0	0	0	

Table 199: During the past 12 months, have you participated in any alcohol prevention programs or seen any alcohol prevention messages in your school or community? Yes, a community-based program focused on preventing underage drinking and/or drinking and driving (for example, through your church or temple or through youth groups like Boys and Girls Club or 4-H).



Response	6	8	10	12	Total	
No	87.2	92.4	95.7	91.5	91.6	
Yes	12.8	7.6	4.3	8.5	8.4	
N of Valid	179	171	164	129	643	
N of Miss	0	0	0	0	0	

Table 200: During the past 12 months, have you participated in any alcohol prevention programs or seen any alcohol prevention messages in your school or community? Yes, a media campaign addressing underage drinking and/or drinking and driving (for example, newspaper ads, posters, pamphlets, radio, TV).



Response	6	8	10	12	Total	
No	88.8	87.7	89.6	85.3	88.0	
Yes	11.2	12.3	10.4	14.7	12.0	
N of Valid	179	171	164	129	643	
N of Miss	0	0	0	0	0	

Table 201: During the past 12 months, have you participated in any alcohol prevention programs or seen any alcohol prevention messages in your school or community? No



Response	6	8	10	12	Total	
No	60.9	54.4	56.1	61.2	58.0	
Yes	39.1	45.6	43.9	38.8	42.0	
N of Valid	179	171	164	129	643	
N of Miss	0	0	0	0	0	

Table 202: How wrong do your parents feel it would be for YOU to: drink beer, wine or hard liquor (for example, vodka, whiskey or gin) regularly?

Response	6	8	10	12	Total	
Very wrong	84.5	70.5	60.0	60.8	69.5	
Wrong	12.3	17.5	20.0	19.2	17.1	
A little bit wrong	2.6	6.6	15.5	15.8	9.7	
Not wrong at all	0.6	5.4	4.5	4.2	3.7	
N of Valid	155	166	155	120	596	
N of Miss	24	5	9	9	47	

Table 203: How wrong do your parents feel it would be for YOU to: smoke cigarettes?

Response	6	8	10	12	Total	
Very wrong	87.7	81.9	71.3	61.3	76.5	
Wrong	9.0	12.7	20.4	26.1	16.4	
A little bit wrong	3.2	4.2	5.1	6.7	4.7	
Not wrong at all	0.0	1.2	3.2	5.9	2.3	
N of Valid	155	166	157	119	597	
N of Miss	24	5	7	10	46	

Table 204: How wrong do your parents feel it would be for YOU to: smoke marijuana?

Response	6	8	10	12	Total	
Very wrong	95.4	95.0	91.1	86.4	92.4	
Wrong	3.9	2.5	5.7	5.9	4.4	
A little bit wrong	0.7	1.2	1.9	4.2	1.9	
Not wrong at all	0.0	1.2	1.3	3.4	1.4	
N of Valid	153	161	157	118	589	
N of Miss	26	10	7	11	54	

Table 205: How wrong do your parents feel it would be for YOU to: steal something worth more than \$5?





Response	6	8	10	12	Total	
Very wrong	85.7	86.1	84.1	85.6	85.4	
Wrong	10.4	10.8	12.1	11.0	11.1	
A little bit wrong	3.2	1.2	3.2	2.5	2.5	
Not wrong at all	0.6	1.8	0.6	0.8	1.0	
N of Valid	154	166	157	118	595	
N of Miss	25	5	7	11	48	

Table 206: How wrong do your parents feel it would be for YOU to: draw graffiti, write things, or draw pictures on buildings or other property (without the owner's permission)?





Response	6	8	10	12	Total	
Very wrong	88.4	81.9	80.3	82.2	83.2	
Wrong	7.7	12.7	14.6	11.9	11.7	
A little bit wrong	3.2	3.0	2.5	4.2	3.2	
Not wrong at all	0.6	2.4	2.5	1.7	1.8	
N of Valid	155	166	157	118	596	
N of Miss	24	5	7	11	47	

Table 207: How wrong do your parents feel it would be for YOU to: pick a fight with someone?





Response	6	8	10	12	Total	
Very wrong	70.3	60.0	56.4	53.8	60.5	
Wrong	17.4	24.8	27.6	31.1	24.9	
A little bit wrong	11.6	10.9	13.5	11.8	11.9	
Not wrong at all	0.6	4.2	2.6	3.4	2.7	
N of Valid	155	165	156	119	595	
N of Miss	24	6	8	10	48	

Table 208: During the past 12 months, have you talked with at least one of your parents about the dangers of underage drinking and/or drinking and driving? By parents, we mean either your biological parents, adoptive parents, stepparents, or adult guardians - whether or not they live with you.



Response	6	8	10	12	Total	
No	50.6	62.1	68.6	64.7	61.3	
Yes	49.4	37.9	31.4	35.3	38.7	
N of Valid	154	161	153	116	584	
N of Miss	25	10	11	13	59	

Table 209: Have any of your brothers or sisters ever: drunk beer, wine or hard liquor (for example, vodka, whiskey or gin)?




Response	6	8	10	12	Total	
No	73.1	52.7	34.6	31.4	49.1	
Yes	25.6	43.7	60.9	63.6	47.4	
I don't have any brothers or sisters	1.3	3.6	4.5	5.1	3.5	
N of Valid	156	167	156	118	597	
N of Miss	23	4	8	11	46	

Table 210: Have any of your brothers or sisters ever: smoked marijuana?




Response	6	8	10	12	Total	
No	96.2	77.4	72.0	62.7	78.0	
Yes	2.6	18.5	23.6	31.4	18.2	
I don't have any brothers or sisters	1.3	4.2	4.5	5.9	3.8	
N of Valid	156	168	157	118	599	
N of Miss	23	3	7	11	44	

Table 211: Have any of your brothers or sisters ever: smoked cigarettes?




Response	6	8	10	12	Total	
No	79.5	64.3	50.0	50.0	61.7	
Yes	19.2	31.5	44.9	44.9	34.4	
I don't have any brothers or sisters	1.3	4.2	5.1	5.1	3.8	
N of Valid	156	168	156	118	598	
N of Miss	23	3	8	11	45	

Table 212: Have any of your brothers or sisters ever: taken a handgun to school?




Response	6	8	10	12	Total	
No	97.4	93.9	94.9	94.0	95.1	
Yes	0.0	1.2	0.6	0.9	0.7	
I don't have any brothers or sisters	2.6	4.8	4.5	5.1	4.2	
N of Valid	156	165	156	117	594	
N of Miss	23	6	8	12	49	

Table 213: Have any of your brothers or sisters ever: been suspended or expelled from school?




Response	6	8	10	12	Total	
No	84.1	62.9	63.1	61.3	68.2	
Yes	14.0	32.9	32.5	33.6	28.0	
I don't have any brothers or sisters	1.9	4.2	4.5	5.0	3.8	
N of Valid	157	167	157	119	600	
N of Miss	22	4	7	10	43	

Table 214: The rules in my family are clear.


Response	6	8	10	12	Total	
NO!	4.5	2.4	3.8	5.9	4.0	
no	4.5	9.6	12.7	10.2	9.2	
yes	28.7	43.1	42.7	44.1	39.4	
YES!	62.4	44.9	40.8	39.8	47.4	
N of Valid	157	167	157	118	599	
N of Miss	22	4	7	11	44	

Table 215: People in my family often insult or yell at each other.


Response	6	8	10	12	Total	
NO!	39.1	28.6	27.4	16.1	28.5	
no	34.6	36.9	36.9	48.3	38.6	
yes	16.0	26.8	24.2	27.1	23.4	
YES!	10.3	7.7	11.5	8.5	9.5	
N of Valid	156	168	157	118	599	
N of Miss	23	3	7	11	44	

Table 216: When I am not at home, one of my parents knows where I am and who I am with.


Response	6	8	10	12	Total	
NO!	5.8	2.4	3.8	5.9	4.3	
no	3.8	10.8	10.2	11.9	9.0	
yes	21.8	34.7	43.3	41.5	34.9	
YES!	68.6	52.1	42.7	40.7	51.7	
N of Valid	156	167	157	118	598	
N of Miss	23	4	7	11	45	

Table 217: We argue about the same things in my family over and over.

Response	6	8	10	12	Total	
NO!	45.5	30.1	13.4	17.6	27.2	
no	27.3	39.8	36.3	31.1	33.9	
yes	17.5	17.5	36.3	34.5	25.8	
YES!	9.7	12.7	14.0	16.8	13.1	
N of Valid	154	166	157	119	596	
N of Miss	25	5	7	10	47	

Table 218: If you drank some beer or wine or liquor (for example, vodka, whiskey, or gin) without your parents' permission, would you be caught by your parents?

Response	6	8	10	12	Total	
NO!	15.2	15.3	13.9	28.2	17.4	
no	7.0	25.8	48.7	39.3	29.5	
yes	15.2	17.8	17.7	15.4	16.6	
YES!	62.7	41.1	19.6	17.1	36.4	
N of Valid	158	163	158	117	596	
N of Miss	21	8	6	12	47	

Table 219: My family has clear rules about alcohol and drug use.

Response	6	8	10	12	Total	
NO!	6.5	4.9	3.8	10.3	6.1	
no	4.6	14.8	12.7	13.7	11.4	
yes	18.3	23.5	39.9	32.5	28.3	
YES!	70.6	56.8	43.7	43.6	54.2	
N of Valid	153	162	158	117	590	
N of Miss	26	9	6	12	53	

Table 220: If you carried a handgun without your parents' permission, would you be caught by your parents?

Response	6	8	10	12	Total	
NO!	11.0	11.1	7.7	14.5	10.9	
no	1.3	10.5	16.1	15.4	10.5	
yes	13.6	17.3	29.0	26.5	21.3	
YES!	74.0	61.1	47.1	43.6	57.3	
N of Valid	154	162	155	117	588	
N of Miss	25	9	9	12	55	

Table 221: If you skipped school would you be caught by your parents?

Response	6	8	10	12	Total	
NO!	7.9	9.9	8.2	12.8	9.5	
no	4.6	9.3	20.9	23.1	13.9	
yes	17.8	24.7	31.6	28.2	25.5	
YES!	69.7	56.2	39.2	35.9	51.1	
N of Valid	152	162	158	117	589	
N of Miss	27	9	6	12	54	

Table 222: Do you feel very close to your mother?

Response	6	8	10	12	Total	
NO!	4.6	10.0	6.4	10.3	7.7	
no	7.8	11.9	16.7	13.8	12.5	
yes	14.4	27.5	35.3	21.6	25.0	
YES!	73.2	50.6	41.7	54.3	54.9	
N of Valid	153	160	156	116	585	
N of Miss	26	11	8	13	58	

Table 223: Do you share your thoughts and feelings with your mother?

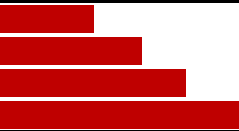
Response	6	8	10	12	Total	
NO!	10.5	16.1	12.7	12.8	13.1	
no	11.1	23.0	29.9	19.7	21.1	
yes	21.6	24.2	33.8	35.9	28.4	
YES!	56.9	36.6	23.6	31.6	37.4	
N of Valid	153	161	157	117	588	
N of Miss	26	10	7	12	55	

Table 224: My parents ask me what I think before most family decisions affecting me are made.


Response	6	8	10	12	Total	
NO!	13.9	14.8	15.8	17.2	15.3	
no	12.6	25.9	19.6	25.9	20.8	
yes	32.5	28.4	44.3	35.3	35.1	
YES!	41.1	30.9	20.3	21.6	28.8	
N of Valid	151	162	158	116	587	
N of Miss	28	9	6	13	56	

Table 225: Do you share your thoughts and feelings with your father?


Response	6	8	10	12	Total	
NO!	15.1	24.1	24.7	32.8	23.6	
no	21.7	31.5	32.9	18.1	26.7	
yes	30.3	21.0	25.9	30.2	26.5	
YES!	32.9	23.5	16.5	19.0	23.1	
N of Valid	152	162	158	116	588	
N of Miss	27	9	6	13	55	

Table 226: Do you enjoy spending time with your mother?

Response	6	8	10	12	Total	
NO!	5.9	10.5	5.8	11.1	8.2	
no	3.9	6.8	10.3	6.8	7.0	
yes	19.1	32.7	42.9	40.2	33.4	
YES!	71.1	50.0	41.0	41.9	51.4	
N of Valid	152	162	156	117	587	
N of Miss	27	9	8	12	56	

Table 227: Do you enjoy spending time with your father?

Response	6	8	10	12	Total	
NO!	7.9	14.8	15.4	19.1	14.0	
no	6.0	12.3	12.8	10.4	10.4	
yes	23.8	27.8	37.8	40.0	31.8	
YES!	62.3	45.1	34.0	30.4	43.7	
N of Valid	151	162	156	115	584	
N of Miss	28	9	8	14	59	

Table 228: If I had a personal problem, I could ask my mom or dad for help.

Response	6	8	10	12	Total	
NO!	5.3	12.5	14.6	11.2	11.0	
no	6.0	13.1	10.8	10.3	10.1	
yes	16.0	25.0	41.4	34.5	29.0	
YES!	72.7	49.4	33.1	44.0	49.9	
N of Valid	150	160	157	116	583	
N of Miss	29	11	7	13	60	

Table 229: Do you feel very close to your father?





Response	6	8	10	12	Total	
NO!	12.0	18.1	21.0	25.2	18.7	
no	10.0	16.9	20.4	15.7	15.8	
yes	17.3	23.1	26.1	27.0	23.2	
YES!	60.7	41.9	32.5	32.2	42.3	
N of Valid	150	160	157	115	582	
N of Miss	29	11	7	14	61	

Table 230: My parents give me lots of chances to do fun things with them.





Response	6	8	10	12	Total	
NO!	7.2	11.2	9.5	12.0	9.9	
no	9.2	12.4	25.9	23.1	17.3	
yes	27.0	36.0	41.1	35.9	35.0	
YES!	56.6	40.4	23.4	29.1	37.8	
N of Valid	152	161	158	117	588	
N of Miss	27	10	6	12	55	

Table 231: My parents ask if I've gotten my homework done.





Response	6	8	10	12	Total	
NO!	4.7	6.2	11.5	13.7	8.7	
no	3.4	7.4	14.7	21.4	11.1	
yes	20.1	34.6	40.4	39.3	33.4	
YES!	71.8	51.9	33.3	25.6	46.7	
N of Valid	149	162	156	117	584	
N of Miss	30	9	8	12	59	

Table 232: People in my family have serious arguments.

Response	6	8	10	12	Total	
NO!	42.1	30.6	22.3	25.6	30.2	
no	27.6	39.4	42.0	42.7	37.8	
yes	17.2	15.0	21.7	23.1	19.0	
YES!	13.1	15.0	14.0	8.5	13.0	
N of Valid	145	160	157	117	579	
N of Miss	34	11	7	12	64	

Table 233: Would your parents know if you did not come home on time?

Response	6	8	10	12	Total	
NO!	5.5	3.8	5.1	8.6	5.5	
no	3.4	16.9	17.2	13.8	13.0	
yes	24.7	31.9	43.9	33.6	33.7	
YES!	66.4	47.5	33.8	44.0	47.8	
N of Valid	146	160	157	116	579	
N of Miss	33	11	7	13	64	

Table 234: It is important to be honest with your parents, even if they become upset or you get punished.

Response	6	8	10	12	Total	
NO!	4.0	4.3	5.1	7.7	5.1	
no	3.4	11.7	14.6	10.3	10.1	
yes	19.5	26.4	43.7	41.9	32.4	
YES!	73.2	57.7	36.7	40.2	52.5	
N of Valid	149	163	158	117	587	
N of Miss	30	8	6	12	56	

Table 235: My parents notice when I am doing a good job and let me know about it.





Response	6	8	10	12	Total	
Never or Almost Never	6.7	9.3	7.0	9.4	8.0	
Sometimes	16.0	25.9	35.0	28.2	26.3	
Often	30.0	26.5	34.4	30.8	30.4	
All the time	47.3	38.3	23.6	31.6	35.3	
N of Valid	150	162	157	117	586	
N of Miss	29	9	7	12	57	

Table 236: How often do your parents tell you they're proud of you for something you've done?





Response	6	8	10	12	Total	
Never or Almost Never	6.0	11.8	10.2	12.9	10.1	
Sometimes	14.0	24.8	33.8	21.6	23.8	
Often	28.7	28.6	31.8	35.3	30.8	
All the time	51.3	34.8	24.2	30.2	35.3	
N of Valid	150	161	157	116	584	
N of Miss	29	10	7	13	59	

Table 237: How many brothers and sisters, including stepbrothers and stepsisters, do you have that are younger than you?








Response	6	8	10	12	Total	
0	24.8	37.9	31.8	37.9	32.9	
1	28.9	20.5	26.8	28.4	25.9	
2	18.8	20.5	15.9	19.8	18.7	
3	11.4	7.5	8.9	7.8	8.9	
4	6.0	6.2	5.7	2.6	5.3	
5	2.0	3.7	3.8	0.9	2.7	
6 or more	8.1	3.7	7.0	2.6	5.5	
N of Valid	149	161	157	116	583	
N of Miss	30	10	7	13	60	

Table 238: How many brothers and sisters, including stepbrothers and stepsisters, do you have that are older than you?








Response	6	8	10	12	Total	
0	29.5	24.7	29.6	29.3	28.1	
1	28.8	24.7	29.6	31.9	28.5	
2	17.1	20.4	14.5	19.0	17.7	
3	8.9	11.7	10.7	11.2	10.6	
4	6.8	8.0	6.9	4.3	6.7	
5	4.1	3.7	4.4	3.4	3.9	
6 or more	4.8	6.8	4.4	0.9	4.5	
N of Valid	146	162	159	116	583	
N of Miss	33	9	5	13	60	

Table 239: Have you changed homes in the past year (the last 12 months)?



Response	6	8	10	12	Total	
No	76.2	75.5	73.4	80.3	76.1	
Yes	23.8	24.5	26.6	19.7	23.9	
N of Valid	147	163	158	117	585	
N of Miss	32	8	6	12	58	

Table 240: How many times have you changed homes since kindergarten?






Response	6	8	10	12	Total	
Never	37.2	26.5	28.5	29.3	30.3	
1 or 2 times	31.8	45.1	33.5	39.7	37.5	
3 or 4 times	20.3	11.7	18.4	12.1	15.8	
5 or 6 times	6.1	6.2	9.5	10.3	7.9	
7 or more times	4.7	10.5	10.1	8.6	8.6	
N of Valid	148	162	158	116	584	
N of Miss	31	9	6	13	59	

Table 241: Have you changed schools (including changing from elementary to middle and middle to high school) in the past year?



Response	6	8	10	12	Total	
No	78.6	65.4	50.3	81.9	67.9	
Yes	21.4	34.6	49.7	18.1	32.1	
N of Valid	145	162	157	116	580	
N of Miss	34	9	7	13	63	

Table 242: How many times have you changed schools since kindergarten (including changing from elementary to middle and middle to high school)?






Response	6	8	10	12	Total	
Never	46.6	30.2	25.8	35.3	34.2	
1 or 2 times	39.9	38.3	26.4	23.3	32.5	
3 or 4 times	5.4	21.0	30.2	32.8	21.9	
5 or 6 times	3.4	4.3	11.3	4.3	6.0	
7 or more times	4.7	6.2	6.3	4.3	5.5	
N of Valid	148	162	159	116	585	
N of Miss	31	9	5	13	58	

Table 243: Has anyone in your family ever had severe alcohol or drug problems?



Response	6	8	10	12	Total	
No	70.5	72.5	59.5	54.4	64.9	
Yes	29.5	27.5	40.5	45.6	35.1	
N of Valid	146	160	158	114	578	
N of Miss	33	11	6	15	65	

Table 244: About how many adults (over 21) have you known personally who in the past year have: used marijuana, crack, cocaine, or other drugs?






Response	6	8	10	12	Total	
0	77.8	68.5	47.8	41.2	59.8	
1	12.5	9.9	20.8	14.0	14.3	
2	4.2	11.1	10.1	11.4	9.2	
3-4	3.5	3.1	9.4	8.8	6.0	
5+	2.1	7.4	11.9	24.6	10.7	
N of Valid	144	162	159	114	579	
N of Miss	35	9	5	15	64	

Table 245: About how many adults (over 21) have you known personally who in the past year have: sold or dealt drugs?






Response	6	8	10	12	Total	
0	86.8	75.8	65.8	55.3	71.8	
1	9.7	7.5	10.8	14.9	10.4	
2	1.4	8.7	8.9	7.0	6.6	
3-4	1.4	2.5	6.3	10.5	4.9	
5+	0.7	5.6	8.2	12.3	6.4	
N of Valid	144	161	158	114	577	
N of Miss	35	10	6	15	66	

Table 246: About how many adults (over 21) have you known personally who in the past year have: done other things that could get them in trouble with the police, like stealing, selling stolen goods, mugging or assaulting others, etc.?






Response	6	8	10	12	Total	
0	79.5	68.5	52.8	57.0	64.7	
1	13.7	14.8	18.2	11.4	14.8	
2	2.1	3.7	8.8	9.6	5.9	
3-4	3.4	4.3	10.7	10.5	7.1	
5+	1.4	8.6	9.4	11.4	7.6	
N of Valid	146	162	159	114	581	
N of Miss	33	9	5	15	62	

Table 247: About how many adults (over 21) have you known personally who in the past year have: gotten drunk or high?

Response	6	8	10	12	Total	
0	54.2	44.1	26.4	20.0	37.0	
1	25.0	19.3	17.6	15.7	19.5	
2	6.3	13.0	11.9	7.0	9.8	
3-4	4.2	4.3	12.6	14.8	8.6	
5+	10.4	19.3	31.4	42.6	25.0	
N of Valid	144	161	159	115	579	
N of Miss	35	10	5	14	64	

Table 248: How honest were you in filling out this survey?

Response	6	8	10	12	Total	
I was very honest	86.2	84.0	84.9	75.9	83.2	
I was honest pretty much of the time	10.3	13.0	13.8	19.8	13.9	
I was honest some of the time	3.4	2.5	1.3	2.6	2.4	
I was honest once in a while	0.0	0.6	0.0	1.7	0.5	
I was not honest at all	0.0	0.0	0.0	0.0	0.0	
N of Valid	145	162	159	116	582	
N of Miss	34	9	5	13	61	