

2008 APNA

Arkansas Prevention Needs Assessment Student Survey



Jefferson County Frequency Distribution Report

Office of Alcohol and Drug Abuse Prevention
Division of Behavioral Health Services
Arkansas Department of Human Services
March 2009

Contents

1 INTRODUCTION

12

2 PERCENTAGE TABLES

17

List of Tables

1	Sex	18
2	Age	18
3	Are you Hispanic or Latino?	18
4	What is your race? Black or African American	19
5	What is your race? Asian	19
6	What is your race? American Indian	19
7	What is your race? Alaska Native	19
8	What is your race? White	20
9	What is your race? Native Hawaiian or Other Pacific Islander	20
10	What is your race? Other	20
11	What is the highest level of schooling completed by your mother or father?	21
12	Think of where you live most of the time. Which of the following people live there with you? Mother	21
13	Think of where you live most of the time. Which of the following people live there with you? Stepmother	21
14	Think of where you live most of the time. Which of the following people live there with you? Foster Mother	22
15	Think of where you live most of the time. Which of the following people live there with you? Grandmother	22
16	Think of where you live most of the time. Which of the following people live there with you? Aunt	22
17	Think of where you live most of the time. Which of the following people live there with you? Father	22

18	Think of where you live most of the time. Which of the following people live there with you? Stepfather	23
19	Think of where you live most of the time. Which of the following people live there with you? Foster Father	23
20	Think of where you live most of the time. Which of the following people live there with you? Grandfather	23
21	Think of where you live most of the time. Which of the following people live there with you? Uncle	23
22	Think of where you live most of the time. Which of the following people live there with you? Other Adults	24
23	Think of where you live most of the time. Which of the following people live there with you? Brother(s)	24
24	Think of where you live most of the time. Which of the following people live there with you? Stepbrother(s)	24
25	Think of where you live most of the time. Which of the following people live there with you? Sister(s)	24
26	Think of where you live most of the time. Which of the following people live there with you? Stepsister(s)	25
27	Think of where you live most of the time. Which of the following people live there with you? Other Children	25
28	In my school, students have lots of chances to help decide things like class activities and rules.	25
29	Teachers ask me to work on special classroom projects.	26
30	My teacher(s) notices when I am doing a good job and lets me know about it.	26
31	There are lots of chances for students in my school to get involved in sports, clubs, and other school activities outside of class. . . .	26
32	There are lots of chances for students in my school to talk with a teacher one-on-one.	27

33	I feel safe at my school.	27
34	The school lets my parents know when I have done something well.	27
35	My teachers praise me when I work hard in school.	28
36	Are your school grades better than the grades of most students in your class?	28
37	I have lots of chances to be part of class discussions or activities.	28
38	Now thinking back over the past year in school, how often did you: enjoy being in school?	29
39	Now thinking back over the past year in school, how often did you: hate being in school?	29
40	Now thinking back over the past year in school, how often did you: try to do your best work in school?	29
41	How often do you feel that the school work you are assigned is meaningful and important?	30
42	Putting them all together, what were your grades like last year?	30
43	How important do you think the things you are learning in school are going to be for your later life?	30
44	How interesting are most of your courses to you?	31
45	During the LAST FOUR WEEKS how many whole days of school have you missed because you skipped or 'cut'?	31
46	Think of your four best friends (the friends you feel closest to). In the past year (12 months), how many of your best friends have: participated in clubs, organizations or activities at school?	31
47	Think of your four best friends (the friends you feel closest to). In the past year (12 months), how many of your best friends have: smoked cigarettes?	32

48	Think of your four best friends (the friends you feel closest to). In the past year (12 months), how many of your best friends have: tried beer, wine or hard liquor (for example, vodka, whiskey, or gin) when their parents didn't know about it?	32
49	Think of your four best friends (the friends you feel closest to). In the past year (12 months), how many of your best friends have: made a commitment to stay drug-free?	32
50	Think of your four best friends (the friends you feel closest to). In the past year (12 months), how many of your best friends have: used marijuana?	33
51	Think of your four best friends (the friends you feel closest to). In the past year (12 months), how many of your best friends have: tried to do well in school?	33
52	Think of your four best friends (the friends you feel closest to). In the past year (12 months), how many of your best friends have: used LSD, cocaine, amphetamines, or other illegal drugs?	33
53	Think of your four best friends (the friends you feel closest to). In the past year (12 months), how many of your best friends have: been suspended from school?	34
54	Think of your four best friends (the friends you feel closest to). In the past year (12 months), how many of your best friends have: liked school?	34
55	Think of your four best friends (the friends you feel closest to). In the past year (12 months), how many of your best friends have: carried a handgun?	34
56	Think of your four best friends (the friends you feel closest to). In the past year (12 months), how many of your best friends have: sold illegal drugs?	35
57	Think of your four best friends (the friends you feel closest to). In the past year (12 months), how many of your best friends have: regularly attended religious services?	35

58	Think of your four best friends (the friends you feel closest to). In the past year (12 months), how many of your best friends have: stolen or tried to steal a motor vehicle such as a car or motorcycle?	35
59	Think of your four best friends (the friends you feel closest to). In the past year (12 months), how many of your best friends have: been arrested?	36
60	Think of your four best friends (the friends you feel closest to). In the past year (12 months), how many of your best friends have: dropped out of school?	36
61	Think of your four best friends (the friends you feel closest to). In the past year (12 months), how many of your best friends have: been members of a gang?	36
62	What are the chances you would be seen as cool if you: smoked cigarettes?	37
63	What are the chances you would be seen as cool if you: worked hard at school?	37
64	What are the chances you would be seen as cool if you: began drinking alcoholic beverages regularly, that is, at least once or twice a month?	37
65	What are the chances you would be seen as cool if you: defended someone who was being verbally abused at school?	38
66	What are the chances you would be seen as cool if you: smoked marijuana?	38
67	What are the chances you would be seen as cool if you: carried a handgun?	38
68	What are the chances you would be seen as cool if you: regularly volunteered to do community service?	39
69	How old were you when you first: smoked marijuana?	39
70	How old were you when you first: smoked a cigarette, even just a puff?	40

71	How old were you when you first: had more than a sip or two of beer, wine or hard liquor (for example, vodka, whiskey, or gin)?	40
72	How old were you when you first: began drinking alcoholic beverages regularly, that is, at least once or twice a month?	41
73	How old were you when you first: used phenoxydine (pox, px, breeze)?	41
74	How old were you when you first: got suspended from school?	42
75	How old were you when you first: got arrested?	42
76	How old were you when you first: carried a handgun?	43
77	How old were you when you first: attacked someone with the idea of seriously hurting them?	43
78	How old were you when you first: belonged to a gang?	44
79	How wrong do you think it is for someone your age to: take a handgun to school?	44
80	How wrong do you think it is for someone your age to: steal anything worth more than \$5?	44
81	How wrong do you think it is for someone your age to: pick a fight with someone?	45
82	How wrong do you think it is for someone your age to: attack someone with the idea of seriously hurting them?	45
83	How wrong do you think it is for someone your age to: stay away from school all day when their parents think they are at school?	45
84	How wrong do you think it is for someone your age to: drink beer, wine or hard liquor (for example, vodka, whiskey, or gin) regularly?	46
85	How wrong do you think it is for someone your age to: smoke cigarettes?	46

86	How wrong do you think it is for someone your age to: smoke marijuana?	46
87	How wrong do you think it is for someone your age to: use LSD, cocaine, amphetamines or another illegal drug?	47
88	At school during the past 12 months, did you receive help from the resource teacher, speech therapist or other special education teacher?	47
89	How many times have you done the following things? done what feels good no matter what.	47
90	How many times have you done the following things? done something dangerous because someone dared you to do it.	48
91	How many times have you done the following things? done crazy things even if they are a little dangerous.	48
92	How many times in the past year (12 months) have you: been suspended from school?	49
93	How many times in the past year (12 months) have you: carried a handgun?	49
94	How many times in the past year (12 months) have you: sold illegal drugs?	50
95	How many times in the past year (12 months) have you: stolen or tried to steal a motor vehicle such as a car or motorcycle?	50
96	How many times in the past year (12 months) have you: participated in clubs, organizations or activities at school?	51
97	How many times in the past year (12 months) have you: been arrested?	51
98	How many times in the past year (12 months) have you: done extra work on your own for school?	52
99	How many times in the past year (12 months) have you: attacked someone with the idea of seriously hurting them?	52

100	How many times in the past year (12 months) have you: been drunk or high at school?	53
101	How many times in the past year (12 months) have you: volunteered to do community service?	53
102	How many times in the past year (12 months) have you: taken a handgun to school?	54
103	Are you currently on probation, or assigned a probation officer with Juvenile Court?	54
104	Have you ever belonged to a gang?	54
105	If you have ever belonged to a gang, did that gang have a name?	55
106	You're looking at CD's in a music store with a friend. You look up and see her slip a CD under her coat. She smiles and says 'Which one do you want? Go ahead, take it while nobody's around.' There is nobody in sight, no employees and no other customers. What would you do now?	55
107	You are visiting another part of town, and you don't know any of the people your age there. You are walking down the street, and some teenager you don't know is walking toward you. He is about your size, and as he is about to pass you, he deliberately bumps into you and you almost lose your balance. What would you say or do?	55
108	You are at a party at someone's house, and one of your friends offers you a drink containing alcohol. What would you say or do?	56
109	It's 8:00 on a weeknight and you are about to go over to a friend's home when your mother asks you where you are going. You say 'Oh, just going to go hang out with some friends.' She says, 'No, you'll just get into trouble if you go out. Stay home tonight.' What would you do now?	56
110	How often do you attend religious services or activities?	56
111	I do the opposite of what people tell me, just to get them mad.	57
112	I like to see how much I can get away with.	57

113	I ignore rules that get in my way.	57
114	I think sometimes it's okay to cheat at school.	58
115	It is important to think before you act.	58
116	Sometimes I think that life is not worth it.	58
117	At times I think I am no good at all.	59
118	All in all, I am inclined to think that I am a failure.	59
119	In the past year, have you felt depressed or sad MOST days, even if you felt okay sometimes?	59
120	It is all right to beat up people if they start the fight.	60
121	I think it is okay to take something without asking if you can get away with it.	60
122	Sometimes we don't know what we will do as adults, but we may have an idea. Please answer how true these statements may be for you. WHEN I AM AN ADULT I WILL: smoke cigarettes.	60
123	Sometimes we don't know what we will do as adults, but we may have an idea. Please answer how true these statements may be for you. WHEN I AM AN ADULT I WILL: drink beer, wine, or liquor.	61
124	Sometimes we don't know what we will do as adults, but we may have an idea. Please answer how true these statements may be for you. WHEN I AM AN ADULT I WILL: smoke marijuana.	61
125	Sometimes we don't know what we will do as adults, but we may have an idea. Please answer how true these statements may be for you. WHEN I AM AN ADULT I WILL: use LSD, cocaine, amphetamines or another illegal drug.	61
126	How much do you think people risk harming themselves (physically or in other ways) if they: smoked one or more packs of cigarettes per day?	62

127	How much do you think people risk harming themselves (physically or in other ways) if they: try marijuana once or twice?	62
128	How much do you think people risk harming themselves (physically or in other ways) if they: smoke marijuana regularly?	62
129	How much do you think people risk harming themselves (physically or in other ways) if they: take one or two drinks of an alcoholic beverage (beer, wine, liquor) nearly every day?	63
130	How much do you think people risk harming themselves (physically or in other ways) if they: have five or more drinks once or twice each weekend?	63
131	On how many occasions have you had alcoholic beverages (beer, wine or hard liquor) to drink in your lifetime - more than just a few sips?	63
132	On how many occasions have you had beer, wine or hard liquor to drink during the past 30 days?	64
133	On how many occasions have you used marijuana (grass, pot) or hashish (hash, hash oil) in your lifetime?	64
134	On how many occasions have you used marijuana (grass, pot) or hashish (hash, hash oil) during the past 30 days?	65
135	On how many occasions have you used LSD or other psychedelics in your lifetime?	65
136	On how many occasions have you used LSD or other psychedelics during the past 30 days?	66
137	On how many occasions have you used cocaine or crack in your lifetime?	66
138	On how many occasions have you used cocaine or crack during the past 30 days?	67
139	On how many occasions have you sniffed glue, breathed the contents of an aerosol spray can, or inhaled other gases or sprays, in order to get high in your lifetime?	67

140	On how many occasions have you sniffed glue, breathed the contents of an aerosol spray can, or inhaled other gases or sprays, in order to get high during the past 30 days?	68
141	On how many occasions have you used phenoxydine (pox, px, breeze) in your lifetime?	68
142	On how many occasions have you used phenoxydine (pox, px, breeze) during the past 30 days?	69
143	On how many occasions have you used sedatives (tranquilizers, such as Valium or Xanax, barbiturates, or sleeping pills) without a doctor telling you to take them, in your lifetime?	69
144	On how many occasions have you used sedatives (tranquilizers, such as Valium or Xanax, barbiturates, or sleeping pills) without a doctor telling you to take them, during the past 30 days?	70
145	On how many occasions have you used Methamphetamines (meth, speed, crank, crystal meth) in your lifetime?	70
146	On how many occasions have you used Methamphetamines (meth, speed, crank, crystal meth) in the past 30 days?	71
147	On how many occasions have you used stimulants, other than Methamphetamines (such as amphetamines, Ritalin or Dexedrine) without a doctor telling you to take them, in your lifetime?	71
148	On how many occasions have you used stimulants, other than Methamphetamines (such as amphetamines, Ritalin or Dexedrine) without a doctor telling you to take them, during the past 30 days?	72
149	On how many occasions have you used heroin or other opiates in your lifetime?	72
150	On how many occasions have you used heroin or other opiates during the past 30 days?	73
151	On how many occasions have you used MDMA ('X', 'E', or ecstasy) in your lifetime?	73

152	On how many occasions have you used MDMA ('X', 'E', or ecstasy) during the past 30 days?	74
153	On how many occasions have you taken prescription drugs (such as Valium, Xanax, Ritalin, Adderall, OxyContin, Darvocet, or sleeping pills) on your own-that is, without a doctor telling you to take them in your lifetime?	74
154	On how many occasions have you taken prescription drugs (such as Valium, Xanax, Ritalin, Adderall, OxyContin, Darvocet, or sleeping pills) on your own-that is, without a doctor telling you to take them during the past 30 days?	75
155	On how many occasions have you taken non-prescription medicines such as diet pills (for example, Dietac, Dexatrim or Prolamine), stay-awake pills (for example No-Doz, Vivarin, or Wake), or cough or cold medicines (robos, DXM, etc.) to get high in your lifetime?	75
156	On how many occasions have you taken non-prescription medicines such as diet pills (for example, Dietac, Dexatrim or Prolamine), stay-awake pills (for example No-Doz, Vivarin, or Wake), or cough or cold medicines (robos, DXM, etc.) to get high during the past 30 days?	76
157	On how many occasions have you been drunk or very high from drinking alcoholic beverages during the past 30 days?	76
158	Think back over the last two weeks. How many times have you had five or more alcoholic drinks in a row?	77
159	Have you ever used smokeless tobacco (chew, snuff, plug, dipping tobacco, or chewing tobacco)?	77
160	How often have you taken smokeless tobacco during the past 30 days?	77
161	Have you ever smoked cigarettes?	78
162	How frequently have you smoked cigarettes during the past 30 days?	78

163	During the last month, about how many marijuana cigarettes, or the equivalent, did you smoke a day, on the average?	79
164	If you drank alcohol (not just a sip or taste) in the past year, how did you usually get it?	79
165	If you drank alcohol (not just a sip or taste) in the past year, where did you usually drink it?	80
166	If you smoked cigarettes (not just a puff or drag) in the past year, how did you usually get them?	81
167	If you smoked cigarettes (not just a puff or drag) in the past year, where did you usually smoke them?	82
168	During the past 30 days, how many times did you ride in a car or other vehicle driven by someone who had been drinking alcohol?	82
169	During the past 30 days, how many times did you drive a car or other vehicle when you had been drinking alcohol?	83
170	How wrong would most adults (over 21) in your neighborhood think it is for kids your age: to use marijuana?	83
171	How wrong would most adults (over 21) in your neighborhood think it is for kids your age: to drink alcohol?	83
172	How wrong would most adults (over 21) in your neighborhood think it is for kids your age: to smoke cigarettes?	84
173	How much do each of the following statements describe your neighborhood? crime and/or drug selling	84
174	How much do each of the following statements describe your neighborhood? fights	84
175	How much do each of the following statements describe your neighborhood? lots of empty or abandoned buildings	85
176	How much do each of the following statements describe your neighborhood? lots of graffiti	85
177	If I had to move, I would miss the neighborhood I now live in.	85

178	My neighbors notice when I am doing a good job and let me know about it.	86
179	I like my neighborhood.	86
180	There are lots of adults in my neighborhood I could talk to about something important.	86
181	I'd like to get out of my neighborhood.	87
182	There are people in my neighborhood who are proud of me when I do something well.	87
183	There are people in my neighborhood who encourage me to do my best.	87
184	I feel safe in my neighborhood.	88
185	Which of the following activities for people your age are available in your community? sports teams?	88
186	Which of the following activities for people your age are available in your community? scouting?	88
187	Which of the following activities for people your age are available in your community? boys and girls clubs?	89
188	Which of the following activities for people your age are available in your community? 4-H clubs?	89
189	Which of the following activities for people your age are available in your community? service clubs?	89
190	If a kid smoked marijuana in your neighborhood would he or she be caught by the police?	90
191	If a kid drank some beer, wine or hard liquor (for example, vodka, whiskey, or gin) in your neighborhood would he or she be caught by the police?	90
192	If a kid carried a handgun in your neighborhood would he or she be caught by the police?	90

193	If you wanted to get some cigarettes, how easy would it be for you to get some?	91
194	If you wanted to get some beer, wine or hard liquor (for example, vodka, whiskey, or gin), how easy would it be for you to get some?	91
195	If you wanted to get a drug like cocaine, LSD, or amphetamines, how easy would it be for you to get some?	91
196	If you wanted to get a handgun, how easy would it be for you to get one?	92
197	If you wanted to get some marijuana, how easy would it be for you to get some?	92
198	During the past 12 months, have you participated in any alcohol prevention programs or seen any alcohol prevention messages in your school or community? Yes, a school-based program focused on preventing underage drinking and/or drinking and driving.	92
199	During the past 12 months, have you participated in any alcohol prevention programs or seen any alcohol prevention messages in your school or community? Yes, a community-based program focused on preventing underage drinking and/or drinking and driving (for example, through your church or temple or through youth groups like Boys and Girls Club or 4-H).	93
200	During the past 12 months, have you participated in any alcohol prevention programs or seen any alcohol prevention messages in your school or community? Yes, a media campaign addressing underage drinking and/or drinking and driving (for example, newspaper ads, posters, pamphlets, radio, TV).	93
201	During the past 12 months, have you participated in any alcohol prevention programs or seen any alcohol prevention messages in your school or community? No	93
202	How wrong do your parents feel it would be for YOU to: drink beer, wine or hard liquor (for example, vodka, whiskey or gin) regularly?	94
203	How wrong do your parents feel it would be for YOU to: smoke cigarettes?	94

204	How wrong do your parents feel it would be for YOU to: smoke marijuana?	94
205	How wrong do your parents feel it would be for YOU to: steal something worth more than \$5?	95
206	How wrong do your parents feel it would be for YOU to: draw graffiti, write things, or draw pictures on buildings or other property (without the owner's permission)?	95
207	How wrong do your parents feel it would be for YOU to: pick a fight with someone?	95
208	During the past 12 months, have you talked with at least one of your parents about the dangers of underage drinking and/or drinking and driving? By parents, we mean either your biological parents, adoptive parents, stepparents, or adult guardians - whether or not they live with you.	96
209	Have any of your brothers or sisters ever: drunk beer, wine or hard liquor (for example, vodka, whiskey or gin)?	96
210	Have any of your brothers or sisters ever: smoked marijuana?	96
211	Have any of your brothers or sisters ever: smoked cigarettes?	97
212	Have any of your brothers or sisters ever: taken a handgun to school?	97
213	Have any of your brothers or sisters ever: been suspended or expelled from school?	97
214	The rules in my family are clear.	98
215	People in my family often insult or yell at each other.	98
216	When I am not at home, one of my parents knows where I am and who I am with.	98
217	We argue about the same things in my family over and over.	99

218	If you drank some beer or wine or liquor (for example, vodka, whiskey, or gin) without your parents' permission, would you be caught by your parents?	99
219	My family has clear rules about alcohol and drug use.	99
220	If you carried a handgun without your parents' permission, would you be caught by your parents?	100
221	If you skipped school would you be caught by your parents?	100
222	Do you feel very close to your mother?	100
223	Do you share your thoughts and feelings with your mother?	101
224	My parents ask me what I think before most family decisions affecting me are made.	101
225	Do you share your thoughts and feelings with your father?	101
226	Do you enjoy spending time with your mother?	102
227	Do you enjoy spending time with your father?	102
228	If I had a personal problem, I could ask my mom or dad for help.	102
229	Do you feel very close to your father?	103
230	My parents give me lots of chances to do fun things with them.	103
231	My parents ask if I've gotten my homework done.	103
232	People in my family have serious arguments.	104
233	Would your parents know if you did not come home on time?	104
234	It is important to be honest with your parents, even if they become upset or you get punished.	104
235	My parents notice when I am doing a good job and let me know about it.	105

236	How often do your parents tell you they're proud of you for something you've done?	105
237	How many brothers and sisters, including stepbrothers and step-sisters, do you have that are younger than you?	105
238	How many brothers and sisters, including stepbrothers and step-sisters, do you have that are older than you?	106
239	Have you changed homes in the past year (the last 12 months)?	106
240	How many times have you changed homes since kindergarten? .	106
241	Have you changed schools (including changing from elementary to middle and middle to high school) in the past year?	107
242	How many times have you changed schools since kindergarten (including changing from elementary to middle and middle to high school)?	107
243	Has anyone in your family ever had severe alcohol or drug problems?	107
244	About how many adults (over 21) have you known personally who in the past year have: used marijuana, crack, cocaine, or other drugs?	108
245	About how many adults (over 21) have you known personally who in the past year have: sold or dealt drugs?	108
246	About how many adults (over 21) have you known personally who in the past year have: done other things that could get them in trouble with the police, like stealing, selling stolen goods, mugging or assaulting others, etc.?	108
247	About how many adults (over 21) have you known personally who in the past year have: gotten drunk or high?	109
248	How honest were you in filling out this survey?	109

List of Figures

1	Grade Chart	13
2	Gender Chart	14
3	Age Chart	15
4	Ethnic Origin Chart	16

1 INTRODUCTION

This report was generated from data collected on the *2008 Arkansas Prevention Needs Assessment Student Survey*. This report contains basic frequency tables of all data collected and graphs on the selected demographic variables of grade, gender, age and ethnic origin. The graph on ethnic origin is represented as a bar chart rather than as a pie chart. This is because students were allowed to mark more than one response for ethnic origin as opposed to being allowed to mark only one response. The bars represent the percent of students who marked each of the ethnic categories.

Questions regarding the information found in this report can be directed to:

Pride Surveys

160 Vanderbilt Court
Bowling Green, KY 42103
1-800-279-6361
www.pridesurveys.com

Grade Chart

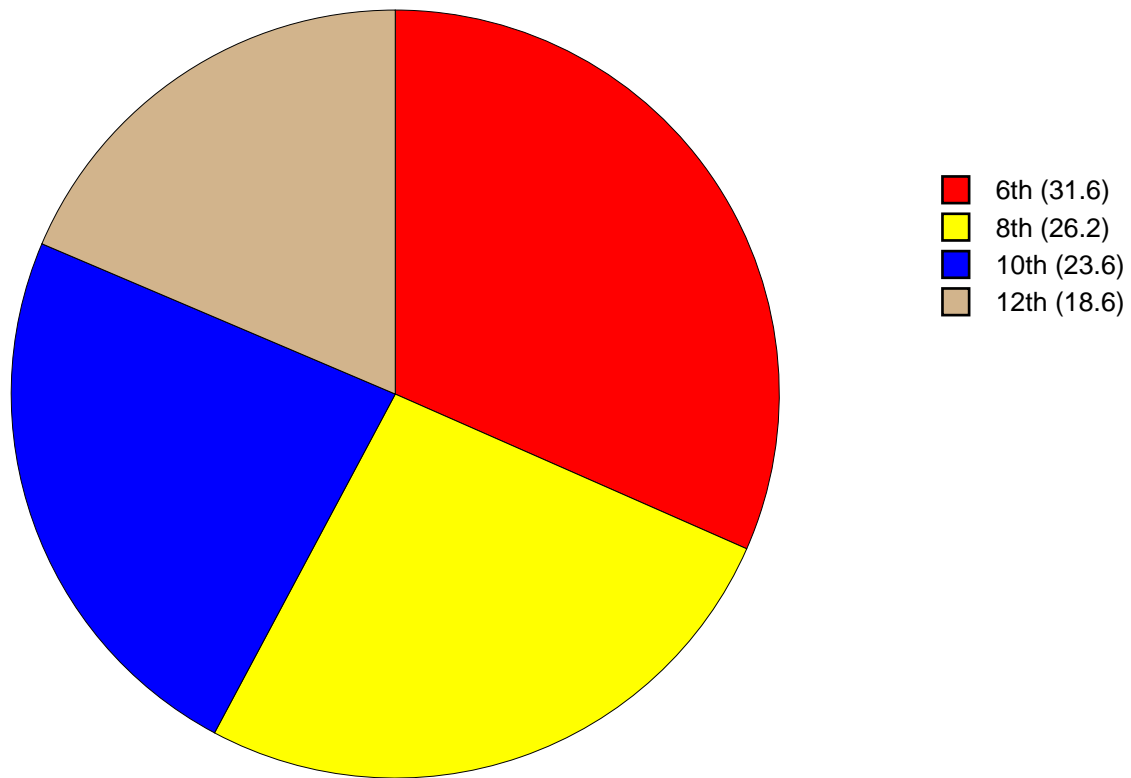


Figure 1: Grade Chart

Gender Chart

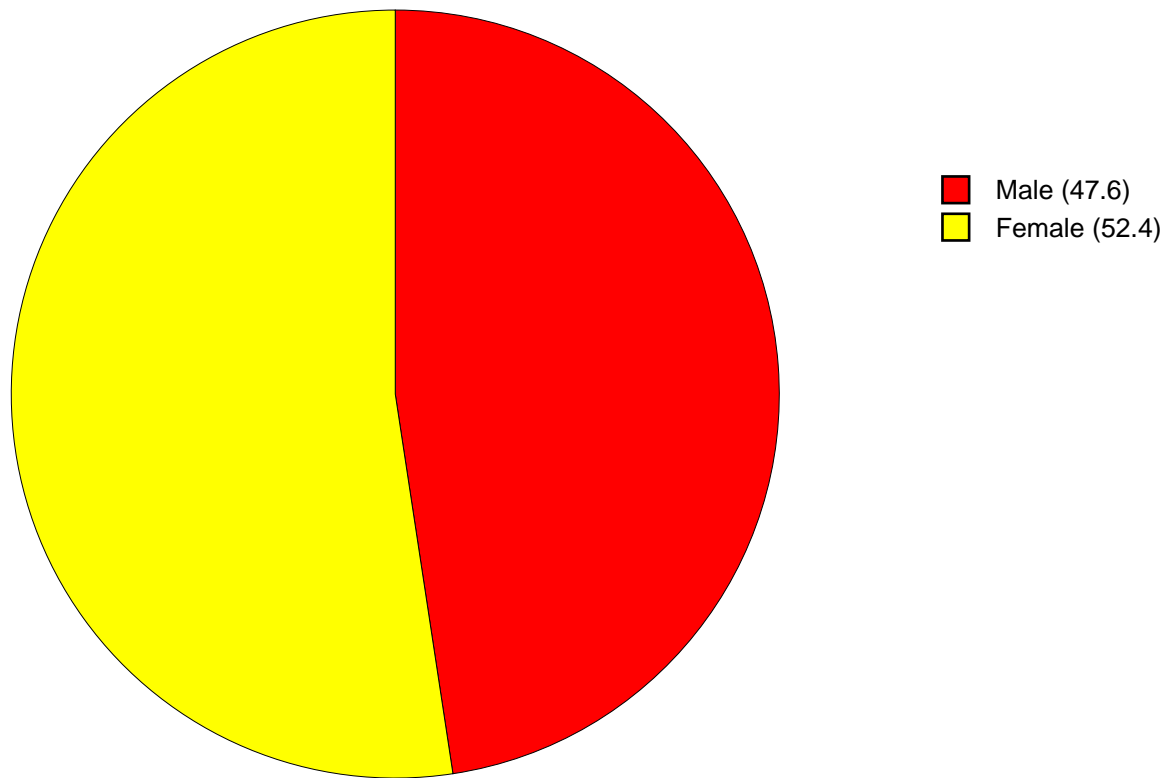


Figure 2: Gender Chart

Age Chart

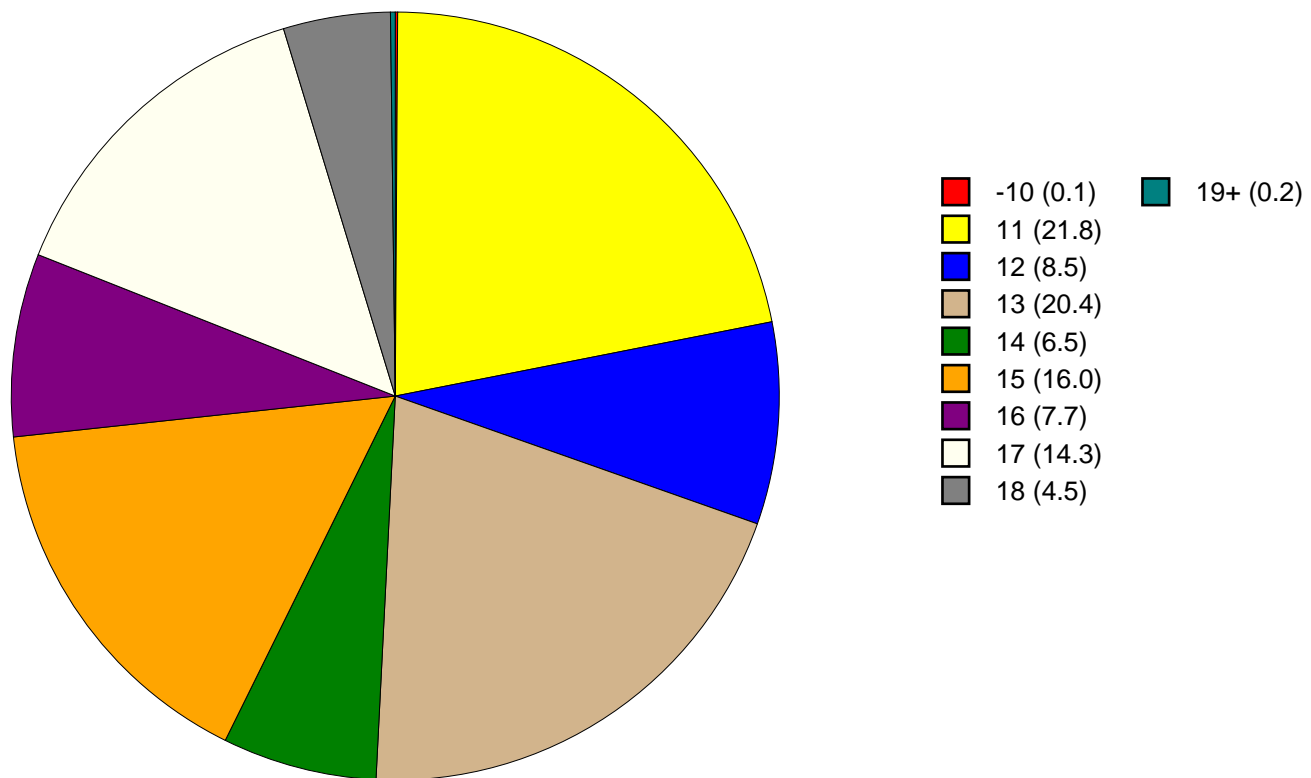


Figure 3: Age Chart

Ethnic Origin Chart

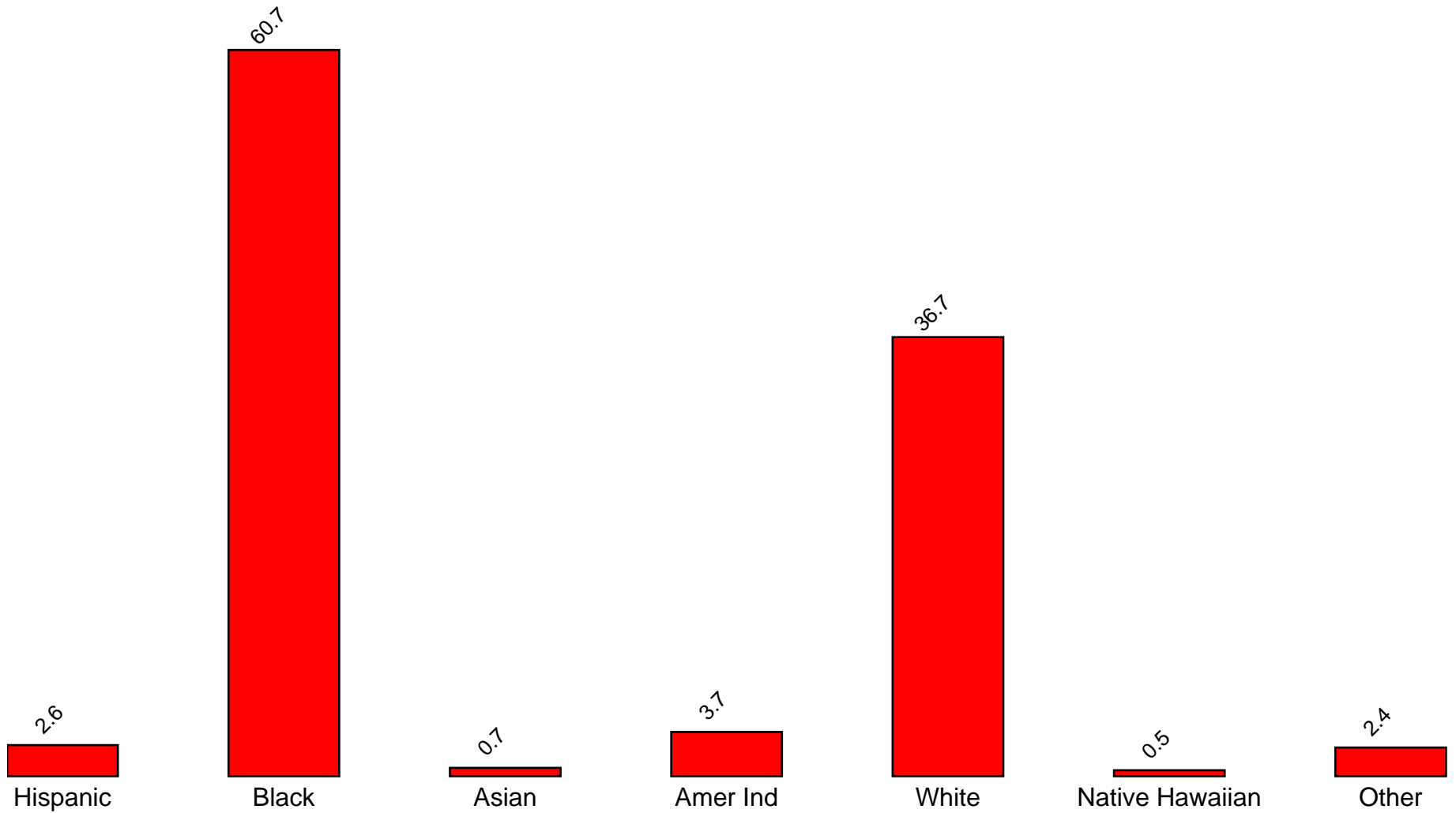


Figure 4: Ethnic Origin Chart

2 PERCENTAGE TABLES

The following tables contain frequency distribution detailing how your students responded to each question on the survey. The tables appear in the same order as the questions on the survey. The tables include breakdowns by grade level as well as overall percentages. The *N of Valid* row is a frequency count of the number of valid responses to each question for each grade and overall. The *N of Miss* row is a frequency count of the number of invalid (marked more than one response) or missing (i.e. did not respond) responses to each question for each grade and overall.

For the questions that allowed more than one response (i.e. race, live with, etc.) each response becomes a separate table. If a student did not mark the response, that was counted as a NO response, and if they did mark the response, that was counted as a YES response. Since a non response is a valid response for these questions, the *N of Miss* will always be zero for these questions.

Table 1: Sex

Response	6	8	10	12	Total	
Male	49.5	47.2	46.4	46.4	47.6	
Female	50.5	52.8	53.6	53.6	52.4	
N of Valid	713	587	532	420	2252	
N of Miss	6	10	5	4	25	

Table 2: Age

Response	6	8	10	12	Total	
10 or younger	0.4	0.0	0.0	0.0	0.1	
11	69.0	0.0	0.0	0.0	21.8	
12	26.7	0.3	0.0	0.0	8.5	
13	3.8	73.4	0.0	0.0	20.4	
14	0.1	24.1	0.6	0.0	6.5	
15	0.0	2.0	65.5	0.0	16.0	
16	0.0	0.2	31.6	0.9	7.7	
17	0.0	0.0	2.2	74.0	14.3	
18	0.0	0.0	0.0	24.1	4.5	
19 or older	0.0	0.0	0.0	0.9	0.2	
N of Valid	716	594	534	423	2267	
N of Miss	3	3	3	1	10	

Table 3: Are you Hispanic or Latino?

Response	6	8	10	12	Total	
No	98.4	97.0	96.7	97.1	97.4	
Yes	1.6	3.0	3.3	2.9	2.6	
N of Valid	669	565	514	413	2161	
N of Miss	50	32	23	11	116	

Table 4: What is your race? Black or African American



Response	6	8	10	12	Total	
No	37.3	41.9	35.8	43.6	39.3	
Yes	62.7	58.1	64.2	56.4	60.7	
N of Valid	719	597	537	424	2277	
N of Miss	0	0	0	0	0	

Table 5: What is your race? Asian



Response	6	8	10	12	Total	
No	99.3	99.5	99.6	98.3	99.3	
Yes	0.7	0.5	0.4	1.7	0.7	
N of Valid	719	597	537	424	2277	
N of Miss	0	0	0	0	0	

Table 6: What is your race? American Indian



Response	6	8	10	12	Total	
No	95.5	97.0	95.3	97.9	96.3	
Yes	4.5	3.0	4.7	2.1	3.7	
N of Valid	719	597	537	424	2277	
N of Miss	0	0	0	0	0	

Table 7: What is your race? Alaska Native


Response	6	8	10	12	Total	
No	100.0	100.0	100.0	99.8	100.0	
Yes	0.0	0.0	0.0	0.2	0.0	
N of Valid	719	597	537	424	2277	
N of Miss	0	0	0	0	0	

Table 8: What is your race? White



Response	6	8	10	12	Total	
No	65.8	60.0	67.2	59.0	63.3	
Yes	34.2	40.0	32.8	41.0	36.7	
N of Valid	719	597	537	424	2277	
N of Miss	0	0	0	0	0	

Table 9: What is your race? Native Hawaiian or Other Pacific Islander



Response	6	8	10	12	Total	
No	100.0	99.7	98.9	99.3	99.5	
Yes	0.0	0.3	1.1	0.7	0.5	
N of Valid	719	597	537	424	2277	
N of Miss	0	0	0	0	0	

Table 10: What is your race? Other



Response	6	8	10	12	Total	
No	97.6	97.3	97.2	98.6	97.6	
Yes	2.4	2.7	2.8	1.4	2.4	
N of Valid	719	597	537	424	2277	
N of Miss	0	0	0	0	0	

Table 11: What is the highest level of schooling completed by your mother or father?

Response	6	8	10	12	Total
Completed grade school or less	2.0	1.9	1.5	0.5	1.6
Some high school	4.1	4.0	7.6	10.2	6.1
Completed high school	12.7	17.9	24.4	24.3	19.0
Some college	12.2	15.3	15.4	19.3	15.1
Completed college	28.8	27.7	26.1	28.1	27.7
Graduate or professional school after college	9.9	11.0	8.6	13.1	10.5
Don't know	28.9	20.3	15.6	3.8	18.8
Does not apply	1.4	1.9	0.8	0.7	1.3
N of Valid	699	575	525	420	2219
N of Miss	20	22	12	4	58

Table 12: Think of where you live most of the time. Which of the following people live there with you? Mother

Response	6	8	10	12	Total
No	13.4	11.2	16.6	16.3	14.1
Yes	86.6	88.8	83.4	83.7	85.9
N of Valid	719	597	537	424	2277
N of Miss	0	0	0	0	0

Table 13: Think of where you live most of the time. Which of the following people live there with you? Stepmother

Response	6	8	10	12	Total
No	96.1	95.6	95.9	93.9	95.5
Yes	3.9	4.4	4.1	6.1	4.5
N of Valid	719	597	537	424	2277
N of Miss	0	0	0	0	0

Table 14: Think of where you live most of the time. Which of the following people live there with you? Foster Mother



Response	6	8	10	12	Total	
No	99.6	99.7	99.3	99.5	99.5	
Yes	0.4	0.3	0.7	0.5	0.5	
N of Valid	719	597	537	424	2277	
N of Miss	0	0	0	0	0	

Table 15: Think of where you live most of the time. Which of the following people live there with you? Grandmother



Response	6	8	10	12	Total	
No	83.9	88.6	85.7	92.9	87.2	
Yes	16.1	11.4	14.3	7.1	12.8	
N of Valid	719	597	537	424	2277	
N of Miss	0	0	0	0	0	

Table 16: Think of where you live most of the time. Which of the following people live there with you? Aunt



Response	6	8	10	12	Total	
No	94.2	96.0	95.0	96.9	95.3	
Yes	5.8	4.0	5.0	3.1	4.7	
N of Valid	719	597	537	424	2277	
N of Miss	0	0	0	0	0	

Table 17: Think of where you live most of the time. Which of the following people live there with you? Father



Response	6	8	10	12	Total	
No	52.7	51.8	53.4	53.3	52.7	
Yes	47.3	48.2	46.6	46.7	47.3	
N of Valid	719	597	537	424	2277	
N of Miss	0	0	0	0	0	

Table 18: Think of where you live most of the time. Which of the following people live there with you? Stepfather



Response	6	8	10	12	Total	
No	86.6	83.6	85.8	83.5	85.1	
Yes	13.4	16.4	14.2	16.5	14.9	
N of Valid	719	597	537	424	2277	
N of Miss	0	0	0	0	0	

Table 19: Think of where you live most of the time. Which of the following people live there with you? Foster Father



Response	6	8	10	12	Total	
No	99.7	99.8	99.4	100.0	99.7	
Yes	0.3	0.2	0.6	0.0	0.3	
N of Valid	719	597	537	424	2277	
N of Miss	0	0	0	0	0	

Table 20: Think of where you live most of the time. Which of the following people live there with you? Grandfather



Response	6	8	10	12	Total	
No	91.5	94.3	93.5	96.9	93.7	
Yes	8.5	5.7	6.5	3.1	6.3	
N of Valid	719	597	537	424	2277	
N of Miss	0	0	0	0	0	

Table 21: Think of where you live most of the time. Which of the following people live there with you? Uncle



Response	6	8	10	12	Total	
No	94.4	96.6	96.5	98.3	96.2	
Yes	5.6	3.4	3.5	1.7	3.8	
N of Valid	719	597	537	424	2277	
N of Miss	0	0	0	0	0	

Table 22: Think of where you live most of the time. Which of the following people live there with you? Other Adults



Response	6	8	10	12	Total	
No	97.9	99.2	97.6	96.5	97.9	
Yes	2.1	0.8	2.4	3.5	2.1	
N of Valid	719	597	537	424	2277	
N of Miss	0	0	0	0	0	

Table 23: Think of where you live most of the time. Which of the following people live there with you? Brother(s)



Response	6	8	10	12	Total	
No	55.9	58.8	57.4	63.4	58.4	
Yes	44.1	41.2	42.6	36.6	41.6	
N of Valid	719	597	537	424	2277	
N of Miss	0	0	0	0	0	

Table 24: Think of where you live most of the time. Which of the following people live there with you? Stepbrother(s)



Response	6	8	10	12	Total	
No	95.7	97.5	97.6	96.7	96.8	
Yes	4.3	2.5	2.4	3.3	3.2	
N of Valid	719	597	537	424	2277	
N of Miss	0	0	0	0	0	

Table 25: Think of where you live most of the time. Which of the following people live there with you? Sister(s)



Response	6	8	10	12	Total	
No	55.4	58.5	62.6	68.4	60.3	
Yes	44.6	41.5	37.4	31.6	39.7	
N of Valid	719	597	537	424	2277	
N of Miss	0	0	0	0	0	

Table 26: Think of where you live most of the time. Which of the following people live there with you? Stepsister(s)



Response	6	8	10	12	Total	
No	96.7	96.3	96.3	97.6	96.7	
Yes	3.3	3.7	3.7	2.4	3.3	
N of Valid	719	597	537	424	2277	
N of Miss	0	0	0	0	0	

Table 27: Think of where you live most of the time. Which of the following people live there with you? Other Children



Response	6	8	10	12	Total	
No	91.2	96.3	92.9	93.6	93.4	
Yes	8.8	3.7	7.1	6.4	6.6	
N of Valid	719	597	537	424	2277	
N of Miss	0	0	0	0	0	

Table 28: In my school, students have lots of chances to help decide things like class activities and rules.





Response	6	8	10	12	Total	
NO!	28.4	23.6	28.2	32.6	27.9	
no	28.5	31.5	34.2	38.6	32.5	
yes	33.5	36.1	29.3	21.9	31.0	
YES!	9.6	8.7	8.2	6.9	8.5	
N of Valid	708	584	535	420	2247	
N of Miss	11	13	2	4	30	

Table 29: Teachers ask me to work on special classroom projects.


Response	6	8	10	12	Total	
NO!	14.9	10.1	15.0	12.5	13.2	
no	30.0	32.6	39.8	34.8	33.9	
yes	38.3	44.7	36.6	44.9	40.8	
YES!	16.8	12.6	8.6	7.8	12.1	
N of Valid	707	586	535	423	2251	
N of Miss	12	11	2	1	26	

Table 30: My teacher(s) notices when I am doing a good job and lets me know about it.

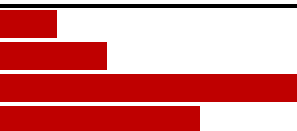
Response	6	8	10	12	Total	
NO!	3.8	5.5	8.3	13.0	7.0	
no	9.4	14.6	20.6	19.6	15.3	
yes	42.8	47.7	46.7	52.7	46.8	
YES!	44.0	32.2	24.4	14.7	30.8	
N of Valid	713	583	533	423	2252	
N of Miss	6	14	4	1	25	

Table 31: There are lots of chances for students in my school to get involved in sports, clubs, and other school activities outside of class.


Response	6	8	10	12	Total	
NO!	11.8	1.9	3.4	4.8	5.9	
no	14.2	6.3	6.0	7.4	8.9	
yes	38.5	35.7	40.2	40.1	38.5	
YES!	35.4	56.1	50.5	47.7	46.7	
N of Valid	711	586	535	421	2253	
N of Miss	8	11	2	3	24	

Table 32: There are lots of chances for students in my school to talk with a teacher one-on-one.

Response	6	8	10	12	Total	
NO!	5.2	7.2	7.9	8.5	7.0	
no	11.6	20.8	24.7	28.9	20.3	
yes	43.9	43.6	44.3	47.4	44.5	
YES!	39.4	28.5	23.2	15.2	28.2	
N of Valid	709	583	531	422	2245	
N of Miss	10	14	6	2	32	

Table 33: I feel safe at my school.

Response	6	8	10	12	Total	
NO!	11.2	13.1	20.2	19.0	15.3	
no	10.2	20.1	27.0	22.1	19.0	
yes	37.3	46.7	43.1	47.0	42.9	
YES!	41.3	20.1	9.6	11.9	22.7	
N of Valid	705	578	529	421	2233	
N of Miss	14	19	8	3	44	

Table 34: The school lets my parents know when I have done something well.

Response	6	8	10	12	Total	
NO!	15.0	17.7	31.3	36.3	23.6	
no	23.9	41.5	40.9	45.6	36.6	
yes	34.9	28.9	22.5	15.9	26.8	
YES!	26.3	11.9	5.3	2.1	13.0	
N of Valid	708	581	530	421	2240	
N of Miss	11	16	7	3	37	

Table 35: My teachers praise me when I work hard in school.





Response	6	8	10	12	Total	
NO!	16.7	14.0	21.9	23.4	18.5	
no	25.6	35.5	36.0	35.1	32.4	
yes	36.5	38.8	32.2	37.0	36.2	
YES!	21.2	11.7	9.9	4.5	12.9	
N of Valid	707	580	534	419	2240	
N of Miss	12	17	3	5	37	

Table 36: Are your school grades better than the grades of most students in your class?





Response	6	8	10	12	Total	
NO!	7.9	6.4	8.2	5.3	7.1	
no	23.6	21.9	31.9	26.5	25.7	
yes	39.7	49.2	42.9	48.4	44.5	
YES!	28.8	22.5	17.1	19.8	22.7	
N of Valid	711	579	527	415	2232	
N of Miss	8	18	10	9	45	

Table 37: I have lots of chances to be part of class discussions or activities.





Response	6	8	10	12	Total	
NO!	7.0	4.8	6.2	3.8	5.7	
no	16.3	13.8	15.9	18.8	16.0	
yes	43.7	51.6	55.6	55.0	50.6	
YES!	33.0	29.8	22.3	22.4	27.7	
N of Valid	712	578	529	416	2235	
N of Miss	7	19	8	8	42	

Table 38: Now thinking back over the past year in school, how often did you: enjoy being in school?

Response	6	8	10	12	Total
Never	8.9	5.1	9.4	5.2	7.3
Seldom	5.5	8.7	11.3	13.8	9.3
Sometimes	37.4	45.7	44.5	46.1	42.9
Often	22.0	25.3	20.8	28.0	23.7
Almost always	26.2	15.1	14.1	6.9	16.7
N of Valid	695	584	533	421	2233
N of Miss	24	13	4	3	44

Table 39: Now thinking back over the past year in school, how often did you: hate being in school?

Response	6	8	10	12	Total
Never	23.8	11.2	7.7	4.5	13.0
Seldom	18.4	24.1	23.2	23.5	22.0
Sometimes	35.9	39.1	38.4	40.4	38.2
Often	10.7	16.9	17.5	22.6	16.2
Almost always	11.2	8.8	13.2	9.0	10.6
N of Valid	685	581	531	421	2218
N of Miss	34	16	6	3	59

Table 40: Now thinking back over the past year in school, how often did you: try to do your best work in school?

Response	6	8	10	12	Total
Never	0.3	0.3	0.8	0.7	0.5
Seldom	1.3	1.5	2.1	3.6	2.0
Sometimes	7.3	9.5	15.1	12.4	10.7
Often	15.1	28.1	34.3	42.6	28.3
Almost always	75.9	60.6	47.7	40.7	58.6
N of Valid	694	581	530	420	2225
N of Miss	25	16	7	4	52

Table 41: How often do you feel that the school work you are assigned is meaningful and important?






Response	6	8	10	12	Total	
Never	5.0	6.2	7.4	6.3	6.1	
Seldom	8.0	11.4	17.8	20.0	13.4	
Sometimes	18.5	31.1	32.5	35.6	28.3	
Often	28.0	28.0	26.5	28.4	27.7	
Almost always	40.5	23.3	15.9	9.9	24.4	
N of Valid	701	579	529	416	2225	
N of Miss	18	18	8	8	52	

Table 42: Putting them all together, what were your grades like last year?






Response	6	8	10	12	Total	
Mostly F's	1.5	0.9	1.2	1.0	1.2	
Mostly D's	3.6	3.7	6.5	5.1	4.6	
Mostly C's	18.3	20.7	28.3	25.5	22.7	
Mostly B's	34.0	37.8	40.4	43.4	38.3	
Mostly A's	42.6	36.9	23.7	25.1	33.2	
N of Valid	673	564	520	415	2172	
N of Miss	46	33	17	9	105	

Table 43: How important do you think the things you are learning in school are going to be for your later life?






Response	6	8	10	12	Total	
Very important	71.8	49.7	35.3	22.0	48.1	
Quite important	12.7	26.6	20.3	29.6	21.3	
Fairly important	11.1	16.6	25.4	29.6	19.4	
Slightly important	3.0	5.9	14.3	14.8	8.6	
Not at all important	1.4	1.2	4.7	4.1	2.6	
N of Valid	709	578	532	419	2238	
N of Miss	10	19	5	5	39	

Table 44: How interesting are most of your courses to you?






Response	6	8	10	12	Total	
Very interesting and stimulating	30.9	14.3	10.1	6.5	17.0	
Quite interesting	34.6	30.4	26.6	23.4	29.5	
Fairly interesting	21.5	37.8	35.1	41.1	32.7	
Slightly dull	8.2	13.0	19.9	21.8	14.8	
Very dull	4.9	4.5	8.3	7.2	6.0	
N of Valid	699	579	533	418	2229	
N of Miss	20	18	4	6	48	

Table 45: During the LAST FOUR WEEKS how many whole days of school have you missed because you skipped or 'cut'?








Response	6	8	10	12	Total	
None	71.7	80.4	74.4	69.6	74.2	
1	11.6	8.6	8.4	10.6	9.9	
2	5.7	3.3	5.0	7.7	5.3	
3	4.3	2.5	4.4	4.8	3.9	
4-5	5.0	3.0	4.0	4.8	4.2	
6-10	1.3	1.2	3.1	1.2	1.7	
11 or more	0.3	1.1	0.8	1.2	0.8	
N of Valid	697	571	524	414	2206	
N of Miss	22	26	13	10	71	

Table 46: Think of your four best friends (the friends you feel closest to). In the past year (12 months), how many of your best friends have: participated in clubs, organizations or activities at school?






Response	6	8	10	12	Total	
0	23.0	8.9	13.3	10.8	14.7	
1	16.5	11.0	14.4	10.6	13.5	
2	16.7	18.0	19.9	17.6	18.0	
3	16.4	17.9	16.3	19.5	17.3	
4	27.4	44.1	36.2	41.4	36.5	
N of Valid	690	571	528	415	2204	
N of Miss	29	26	9	9	73	

Table 47: Think of your four best friends (the friends you feel closest to). In the past year (12 months), how many of your best friends have: smoked cigarettes?






Response	6	8	10	12	Total	
0	91.5	74.5	53.0	53.5	70.8	
1	4.8	10.2	15.7	16.0	10.9	
2	2.2	7.4	12.3	10.4	7.5	
3	0.4	3.7	8.0	8.5	4.6	
4	1.2	4.2	11.0	11.6	6.3	
N of Valid	692	569	528	413	2202	
N of Miss	27	28	9	11	75	

Table 48: Think of your four best friends (the friends you feel closest to). In the past year (12 months), how many of your best friends have: tried beer, wine or hard liquor (for example, vodka, whiskey, or gin) when their parents didn't know about it?






Response	6	8	10	12	Total	
0	82.6	59.3	24.1	23.4	51.3	
1	9.5	11.1	12.2	11.6	11.0	
2	4.0	10.8	18.4	16.2	11.5	
3	1.3	6.5	13.3	13.3	7.8	
4	2.6	12.3	31.9	35.5	18.4	
N of Valid	683	567	526	414	2190	
N of Miss	36	30	11	10	87	

Table 49: Think of your four best friends (the friends you feel closest to). In the past year (12 months), how many of your best friends have: made a commitment to stay drug-free?






Response	6	8	10	12	Total	
0	10.3	18.1	30.3	35.6	21.8	
1	4.1	9.1	17.2	16.2	10.8	
2	5.2	9.5	11.9	16.5	10.0	
3	6.5	7.9	9.0	9.7	8.1	
4	73.9	55.4	31.6	22.0	49.3	
N of Valid	689	570	522	413	2194	
N of Miss	30	27	15	11	83	

Table 50: Think of your four best friends (the friends you feel closest to). In the past year (12 months), how many of your best friends have: used marijuana?






Response	6	8	10	12	Total	
0	94.3	82.0	50.3	47.6	71.7	
1	2.0	5.3	14.8	13.0	8.0	
2	1.9	3.9	11.6	15.5	7.3	
3	0.4	2.5	6.8	7.5	3.8	
4	1.3	6.3	16.5	16.4	9.1	
N of Valid	684	567	527	414	2192	
N of Miss	35	30	10	10	85	

Table 51: Think of your four best friends (the friends you feel closest to). In the past year (12 months), how many of your best friends have: tried to do well in school?






Response	6	8	10	12	Total	
0	2.2	3.4	3.4	2.2	2.8	
1	3.6	5.3	4.9	4.3	4.5	
2	7.4	8.3	12.9	12.3	9.9	
3	14.7	20.8	19.9	18.1	18.2	
4	72.0	62.3	58.8	63.1	64.6	
N of Valid	685	567	527	415	2194	
N of Miss	34	30	10	9	83	

Table 52: Think of your four best friends (the friends you feel closest to). In the past year (12 months), how many of your best friends have: used LSD, cocaine, amphetamines, or other illegal drugs?






Response	6	8	10	12	Total	
0	97.2	92.6	86.0	89.4	91.9	
1	1.5	3.5	6.1	6.5	4.0	
2	0.3	2.5	1.9	1.9	1.5	
3	0.1	0.5	2.5	1.2	1.0	
4	0.9	0.9	3.6	1.0	1.5	
N of Valid	689	569	528	414	2200	
N of Miss	30	28	9	10	77	

Table 53: Think of your four best friends (the friends you feel closest to). In the past year (12 months), how many of your best friends have: been suspended from school?






Response	6	8	10	12	Total	
0	52.6	42.1	39.8	58.9	48.0	
1	21.1	20.5	20.1	18.1	20.2	
2	9.5	13.0	15.3	12.3	12.4	
3	6.0	9.1	7.4	3.6	6.7	
4	10.7	15.3	17.4	7.0	12.8	
N of Valid	681	570	528	414	2193	
N of Miss	38	27	9	10	84	

Table 54: Think of your four best friends (the friends you feel closest to). In the past year (12 months), how many of your best friends have: liked school?






Response	6	8	10	12	Total	
0	19.1	24.6	30.1	28.2	24.9	
1	11.3	12.5	12.3	12.0	12.0	
2	15.8	19.7	18.8	24.6	19.2	
3	14.2	19.9	13.8	15.4	15.8	
4	39.6	23.2	25.0	19.8	28.1	
N of Valid	682	568	528	415	2193	
N of Miss	37	29	9	9	84	

Table 55: Think of your four best friends (the friends you feel closest to). In the past year (12 months), how many of your best friends have: carried a handgun?






Response	6	8	10	12	Total	
0	91.3	88.5	83.3	85.8	87.6	
1	3.9	5.2	7.4	5.5	5.4	
2	0.9	2.6	3.4	3.9	2.5	
3	1.0	0.5	1.9	1.7	1.2	
4	2.9	3.1	4.0	3.1	3.3	
N of Valid	693	573	527	415	2208	
N of Miss	26	24	10	9	69	

Table 56: Think of your four best friends (the friends you feel closest to). In the past year (12 months), how many of your best friends have: sold illegal drugs?






Response	6	8	10	12	Total	
0	95.1	91.5	77.2	80.1	87.1	
1	2.3	4.4	10.0	8.0	5.8	
2	1.3	1.4	4.4	4.8	2.7	
3	0.4	1.1	2.7	2.4	1.5	
4	0.9	1.6	5.7	4.6	2.9	
N of Valid	688	567	522	413	2190	
N of Miss	31	30	15	11	87	

Table 57: Think of your four best friends (the friends you feel closest to). In the past year (12 months), how many of your best friends have: regularly attended religious services?






Response	6	8	10	12	Total	
0	19.3	19.3	18.1	15.4	18.3	
1	7.9	8.3	12.4	14.9	10.5	
2	12.6	12.6	19.4	19.5	15.6	
3	12.9	18.6	15.2	21.4	16.6	
4	47.2	41.2	34.9	28.7	39.1	
N of Valid	667	565	525	415	2172	
N of Miss	52	32	12	9	105	

Table 58: Think of your four best friends (the friends you feel closest to). In the past year (12 months), how many of your best friends have: stolen or tried to steal a motor vehicle such as a car or motorcycle?






Response	6	8	10	12	Total	
0	94.5	92.3	87.5	91.1	91.6	
1	2.9	3.0	6.6	6.0	4.4	
2	1.7	1.6	2.8	1.2	1.9	
3	0.1	1.2	0.9	0.7	0.7	
4	0.7	1.9	2.1	1.0	1.4	
N of Valid	688	571	528	415	2202	
N of Miss	31	26	9	9	75	

Table 59: Think of your four best friends (the friends you feel closest to). In the past year (12 months), how many of your best friends have: been arrested?






Response	6	8	10	12	Total	
0	89.7	79.8	71.0	81.0	81.0	
1	6.8	10.5	12.5	11.6	10.0	
2	1.5	4.6	7.8	3.6	4.2	
3	0.7	1.6	2.8	1.2	1.5	
4	1.3	3.5	5.9	2.7	3.2	
N of Valid	689	570	528	415	2202	
N of Miss	30	27	9	9	75	

Table 60: Think of your four best friends (the friends you feel closest to). In the past year (12 months), how many of your best friends have: dropped out of school?






Response	6	8	10	12	Total	
0	92.7	92.3	82.9	81.0	88.1	
1	3.8	4.7	11.2	11.3	7.2	
2	1.7	1.2	2.1	3.9	2.1	
3	0.9	0.2	1.5	1.4	1.0	
4	0.9	1.6	2.3	2.4	1.7	
N of Valid	687	573	526	415	2201	
N of Miss	32	24	11	9	76	

Table 61: Think of your four best friends (the friends you feel closest to). In the past year (12 months), how many of your best friends have: been members of a gang?






Response	6	8	10	12	Total	
0	78.6	68.6	63.5	77.5	72.2	
1	8.1	9.6	9.9	9.4	9.2	
2	4.3	7.5	6.9	3.1	5.6	
3	1.6	2.8	5.3	3.1	3.1	
4	7.4	11.4	14.3	6.8	10.0	
N of Valid	690	570	524	414	2198	
N of Miss	29	27	13	10	79	

Table 62: What are the chances you would be seen as cool if you: smoked cigarettes?


Response	6	8	10	12	Total	
No or very little chance	84.6	73.0	63.8	63.9	72.7	
Little chance	6.8	11.8	15.9	16.0	12.0	
Some chance	3.0	6.5	11.2	12.6	7.7	
Pretty good chance	2.0	5.1	4.7	5.1	4.1	
Very good chance	3.5	3.5	4.4	2.4	3.5	
N of Valid	690	567	527	413	2197	
N of Miss	29	30	10	11	80	

Table 63: What are the chances you would be seen as cool if you: worked hard at school?

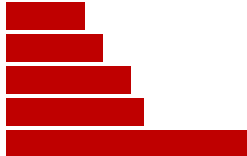
Response	6	8	10	12	Total	
No or very little chance	7.7	9.9	12.9	12.3	10.4	
Little chance	9.3	11.3	16.5	18.9	13.3	
Some chance	11.0	18.7	22.1	23.0	17.9	
Pretty good chance	18.3	22.8	17.9	22.5	20.1	
Very good chance	53.8	37.3	30.6	23.2	38.2	
N of Valid	690	566	526	413	2195	
N of Miss	29	31	11	11	82	

Table 64: What are the chances you would be seen as cool if you: began drinking alcoholic beverages regularly, that is, at least once or twice a month?


Response	6	8	10	12	Total	
No or very little chance	82.8	63.5	43.8	35.6	59.6	
Little chance	6.2	14.5	15.7	17.2	12.7	
Some chance	3.3	9.4	17.0	18.4	11.0	
Pretty good chance	3.6	7.1	13.3	15.3	9.0	
Very good chance	4.0	5.5	10.2	13.6	7.7	
N of Valid	692	565	528	413	2198	
N of Miss	27	32	9	11	79	

Table 65: What are the chances you would be seen as cool if you: defended someone who was being verbally abused at school?


Response	6	8	10	12	Total	
No or very little chance	20.0	16.8	14.7	14.2	16.8	
Little chance	7.6	10.4	12.8	14.7	10.9	
Some chance	10.5	21.8	21.9	28.2	19.5	
Pretty good chance	15.2	22.3	22.3	23.9	20.4	
Very good chance	46.7	28.7	28.2	19.0	32.4	
N of Valid	685	565	524	415	2189	
N of Miss	34	32	13	9	88	

Table 66: What are the chances you would be seen as cool if you: smoked marijuana?


Response	6	8	10	12	Total	
No or very little chance	89.6	78.5	58.2	51.8	72.1	
Little chance	2.6	6.4	9.9	16.7	8.0	
Some chance	2.6	4.4	11.8	14.0	7.4	
Pretty good chance	1.7	5.1	9.0	7.5	5.4	
Very good chance	3.5	5.5	11.1	9.9	7.0	
N of Valid	689	564	524	413	2190	
N of Miss	30	33	13	11	87	

Table 67: What are the chances you would be seen as cool if you: carried a handgun?


Response	6	8	10	12	Total	
No or very little chance	83.6	76.4	68.0	69.3	75.3	
Little chance	5.4	8.2	10.1	11.1	8.3	
Some chance	3.4	5.3	8.2	8.0	5.9	
Pretty good chance	2.5	4.3	5.5	5.3	4.2	
Very good chance	5.1	5.9	8.2	6.3	6.3	
N of Valid	685	564	525	414	2188	
N of Miss	34	33	12	10	89	

Table 68: What are the chances you would be seen as cool if you: regularly volunteered to do community service?

Response	6	8	10	12	Total	
No or very little chance	30.2	32.5	38.3	26.8	32.1	
Little chance	9.7	17.8	19.9	26.1	17.3	
Some chance	15.0	23.1	17.1	21.5	18.8	
Pretty good chance	15.3	13.1	11.4	12.6	13.3	
Very good chance	29.8	13.4	13.3	13.0	18.5	
N of Valid	692	566	527	414	2199	
N of Miss	27	31	10	10	78	

Table 69: How old were you when you first: smoked marijuana?

Response	6	8	10	12	Total	
Never	98.3	90.1	68.4	61.0	82.1	
10 or younger	0.9	1.0	2.3	1.0	1.3	
11	0.6	2.3	1.3	0.7	1.2	
12	0.3	3.3	4.9	2.7	2.6	
13	0.0	2.8	4.8	2.4	2.3	
14	0.0	0.5	9.5	7.5	3.8	
15	0.0	0.0	7.8	7.0	3.2	
16	0.0	0.0	1.0	11.8	2.4	
17 or older	0.0	0.0	0.0	6.0	1.1	
N of Valid	697	574	526	415	2212	
N of Miss	22	23	11	9	65	

Table 70: How old were you when you first: smoked a cigarette, even just a puff?










Response	6	8	10	12	Total	
Never	86.9	72.5	54.4	52.8	69.0	
10 or younger	9.4	10.3	15.7	9.6	11.2	
11	2.7	6.1	5.7	3.1	4.4	
12	0.7	5.8	4.2	3.1	3.3	
13	0.3	4.4	5.7	5.3	3.6	
14	0.0	0.9	7.9	8.9	3.8	
15	0.0	0.0	5.2	5.8	2.3	
16	0.0	0.0	1.1	6.5	1.5	
17 or older	0.0	0.0	0.0	4.8	0.9	
N of Valid	695	571	522	415	2203	
N of Miss	24	26	15	9	74	

Table 71: How old were you when you first: had more than a sip or two of beer, wine or hard liquor (for example, vodka, whiskey, or gin)?










Response	6	8	10	12	Total	
Never	77.6	51.5	30.5	26.2	49.9	
10 or younger	15.3	14.1	13.2	9.7	13.5	
11	5.5	7.5	4.8	2.7	5.3	
12	1.3	12.7	5.7	4.1	5.9	
13	0.3	11.2	13.6	7.0	7.5	
14	0.0	2.8	14.9	9.4	6.0	
15	0.0	0.2	13.4	13.6	5.8	
16	0.0	0.0	3.6	16.9	4.0	
17 or older	0.0	0.0	0.2	10.4	2.0	
N of Valid	691	573	522	413	2199	
N of Miss	28	24	15	11	78	

Table 72: How old were you when you first: began drinking alcoholic beverages regularly, that is, at least once or twice a month?


Response	6	8	10	12	Total	
Never	97.4	88.6	69.5	61.7	81.8	
10 or younger	1.3	1.6	3.1	1.7	1.9	
11	1.2	1.2	1.5	0.2	1.1	
12	0.1	2.8	1.7	1.2	1.4	
13	0.0	4.7	3.1	1.2	2.2	
14	0.0	0.7	9.0	3.1	2.9	
15	0.0	0.2	9.0	6.0	3.3	
16	0.0	0.0	3.2	16.1	3.8	
17 or older	0.0	0.2	0.0	8.7	1.7	
N of Valid	695	571	524	415	2205	
N of Miss	24	26	13	9	72	

Table 73: How old were you when you first: used phenoxydine (pox, px, breeze)?


Response	6	8	10	12	Total	
Never	100.0	100.0	100.0	100.0	100.0	
10 or younger	0.0	0.0	0.0	0.0	0.0	
11	0.0	0.0	0.0	0.0	0.0	
12	0.0	0.0	0.0	0.0	0.0	
13	0.0	0.0	0.0	0.0	0.0	
14	0.0	0.0	0.0	0.0	0.0	
15	0.0	0.0	0.0	0.0	0.0	
16	0.0	0.0	0.0	0.0	0.0	
17 or older	0.0	0.0	0.0	0.0	0.0	
N of Valid	687	570	523	414	2194	
N of Miss	32	27	14	10	83	

Table 74: How old were you when you first: got suspended from school?










Response	6	8	10	12	Total	
Never	78.1	67.1	50.9	60.1	65.4	
10 or younger	13.9	7.9	10.1	5.3	9.8	
11	6.6	6.2	5.1	3.4	5.5	
12	1.4	11.1	6.7	2.9	5.5	
13	0.0	6.2	10.7	6.0	5.3	
14	0.0	1.4	11.0	6.5	4.2	
15	0.0	0.0	4.8	6.8	2.4	
16	0.0	0.0	0.8	6.5	1.4	
17 or older	0.0	0.2	0.0	2.4	0.5	
N of Valid	693	569	525	414	2201	
N of Miss	26	28	12	10	76	

Table 75: How old were you when you first: got arrested?










Response	6	8	10	12	Total	
Never	97.4	95.1	88.1	90.0	93.2	
10 or younger	0.4	0.2	1.0	0.0	0.4	
11	1.4	0.9	0.6	0.2	0.9	
12	0.7	1.1	1.7	1.2	1.1	
13	0.0	1.6	1.9	1.0	1.0	
14	0.0	1.1	3.3	1.7	1.4	
15	0.0	0.0	2.3	1.0	0.7	
16	0.0	0.2	1.2	3.2	0.9	
17 or older	0.0	0.0	0.0	1.7	0.3	
N of Valid	691	571	519	412	2193	
N of Miss	28	26	18	12	84	

Table 76: How old were you when you first: carried a handgun?










Response	6	8	10	12	Total	
Never	94.8	96.3	88.7	92.9	93.4	
10 or younger	2.5	0.5	1.5	1.0	1.5	
11	1.9	0.4	0.4	0.2	0.8	
12	0.9	1.6	1.7	0.2	1.1	
13	0.0	0.5	1.9	0.2	0.6	
14	0.0	0.7	1.7	0.2	0.6	
15	0.0	0.0	2.7	0.7	0.8	
16	0.0	0.0	1.3	1.9	0.7	
17 or older	0.0	0.0	0.0	2.4	0.5	
N of Valid	690	566	521	411	2188	
N of Miss	29	31	16	13	89	

Table 77: How old were you when you first: attacked someone with the idea of seriously hurting them?










Response	6	8	10	12	Total	
Never	78.4	74.2	66.5	73.3	73.5	
10 or younger	12.3	7.2	6.7	4.3	8.1	
11	7.2	4.6	3.6	0.5	4.4	
12	1.6	5.1	4.2	3.1	3.4	
13	0.3	6.9	5.0	2.9	3.6	
14	0.0	2.1	5.2	2.7	2.3	
15	0.0	0.0	7.1	3.1	2.3	
16	0.0	0.0	1.7	7.0	1.7	
17 or older	0.1	0.0	0.0	3.1	0.6	
N of Valid	690	569	523	415	2197	
N of Miss	29	28	14	9	80	

Table 78: How old were you when you first: belonged to a gang?










Response	6	8	10	12	Total	
Never	92.7	91.4	87.8	93.5	91.4	
10 or younger	3.5	1.9	3.2	1.4	2.6	
11	3.2	0.5	0.2	0.0	1.2	
12	0.3	2.4	1.0	0.0	1.0	
13	0.1	2.6	1.9	1.0	1.4	
14	0.0	1.0	2.7	2.4	1.4	
15	0.0	0.0	2.1	0.5	0.6	
16	0.0	0.0	1.1	0.2	0.3	
17 or older	0.3	0.0	0.0	1.0	0.3	
N of Valid	695	573	526	415	2209	
N of Miss	24	24	11	9	68	

Table 79: How wrong do you think it is for someone your age to: take a handgun to school?





Response	6	8	10	12	Total	
Very wrong	92.2	86.0	83.5	86.4	87.4	
Wrong	5.5	9.9	9.9	9.2	8.4	
A little bit wrong	1.7	2.4	5.5	2.9	3.0	
Not wrong at all	0.6	1.6	1.1	1.5	1.1	
N of Valid	694	573	527	412	2206	
N of Miss	25	24	10	12	71	

Table 80: How wrong do you think it is for someone your age to: steal anything worth more than \$5?





Response	6	8	10	12	Total	
Very wrong	71.3	58.5	57.9	65.5	63.7	
Wrong	21.4	31.2	29.3	24.6	26.4	
A little bit wrong	5.8	8.5	10.9	8.0	8.1	
Not wrong at all	1.6	1.7	1.9	1.9	1.8	
N of Valid	693	574	525	414	2206	
N of Miss	26	23	12	10	71	

Table 81: How wrong do you think it is for someone your age to: pick a fight with someone?





Response	6	8	10	12	Total	
Very wrong	62.2	42.3	43.9	50.7	50.5	
Wrong	24.0	31.6	25.7	28.4	27.2	
A little bit wrong	9.7	20.5	22.4	18.4	17.2	
Not wrong at all	4.1	5.6	8.0	2.4	5.1	
N of Valid	688	572	526	412	2198	
N of Miss	31	25	11	12	79	

Table 82: How wrong do you think it is for someone your age to: attack someone with the idea of seriously hurting them?





Response	6	8	10	12	Total	
Very wrong	79.5	67.1	55.6	62.7	67.4	
Wrong	13.0	16.3	22.4	24.7	18.3	
A little bit wrong	4.7	11.2	14.2	9.7	9.6	
Not wrong at all	2.9	5.4	7.9	2.9	4.7	
N of Valid	687	572	522	413	2194	
N of Miss	32	25	15	11	83	

Table 83: How wrong do you think it is for someone your age to: stay away from school all day when their parents think they are at school?





Response	6	8	10	12	Total	
Very wrong	83.5	67.8	51.9	56.2	66.8	
Wrong	11.4	21.1	26.0	29.5	20.8	
A little bit wrong	3.8	8.8	15.2	11.1	9.2	
Not wrong at all	1.3	2.3	6.8	3.1	3.2	
N of Valid	693	569	526	413	2201	
N of Miss	26	28	11	11	76	

Table 84: How wrong do you think it is for someone your age to: drink beer, wine or hard liquor (for example, vodka, whiskey, or gin) regularly?





Response	6	8	10	12	Total	
Very wrong	87.1	67.8	42.6	37.4	62.2	
Wrong	6.9	16.9	18.3	22.8	15.2	
A little bit wrong	4.8	10.4	25.7	27.7	15.5	
Not wrong at all	1.2	4.9	13.5	12.1	7.1	
N of Valid	692	569	526	412	2199	
N of Miss	27	28	11	12	78	

Table 85: How wrong do you think it is for someone your age to: smoke cigarettes?





Response	6	8	10	12	Total	
Very wrong	87.5	72.5	55.9	51.2	69.2	
Wrong	8.0	17.5	21.7	22.6	16.4	
A little bit wrong	3.6	7.1	12.7	15.5	8.9	
Not wrong at all	0.9	3.0	9.7	10.7	5.4	
N of Valid	690	567	526	412	2195	
N of Miss	29	30	11	12	82	

Table 86: How wrong do you think it is for someone your age to: smoke marijuana?





Response	6	8	10	12	Total	
Very wrong	94.1	82.1	59.4	60.3	76.3	
Wrong	3.3	10.2	17.5	20.1	11.6	
A little bit wrong	1.7	4.0	12.6	10.7	6.6	
Not wrong at all	0.9	3.7	10.5	9.0	5.4	
N of Valid	691	569	525	413	2198	
N of Miss	28	28	12	11	79	

Table 87: How wrong do you think it is for someone your age to: use LSD, cocaine, amphetamines or another illegal drug?





Response	6	8	10	12	Total	
Very wrong	96.8	94.0	90.7	89.8	93.3	
Wrong	2.2	4.2	5.7	7.3	4.5	
A little bit wrong	0.4	1.6	1.5	2.4	1.4	
Not wrong at all	0.6	0.2	2.1	0.5	0.8	
N of Valid	693	567	526	413	2199	
N of Miss	26	30	11	11	78	

Table 88: At school during the past 12 months, did you receive help from the resource teacher, speech therapist or other special education teacher?



Response	6	8	10	12	Total	
No	80.2	90.3	93.4	94.8	88.6	
Yes	19.8	9.7	6.6	5.2	11.4	
N of Valid	642	516	467	382	2007	
N of Miss	77	81	70	42	270	

Table 89: How many times have you done the following things? done what feels good no matter what.







Response	6	8	10	12	Total	
Never	49.3	33.3	19.5	17.8	32.1	
I've done it, but not in the past year	13.7	16.4	16.3	14.2	15.1	
Less than once a month	5.3	8.5	13.0	14.2	9.7	
About once a month	4.0	9.6	8.8	11.2	8.0	
2 or 3 times a month	7.8	12.0	13.4	15.4	11.7	
Once a week or more	20.0	20.2	28.9	27.1	23.5	
N of Valid	681	550	522	409	2162	
N of Miss	38	47	15	15	115	

Table 90: How many times have you done the following things? done something dangerous because someone dared you to do it.







Response	6	8	10	12	Total	
Never	72.0	59.5	51.3	52.5	60.2	
I've done it, but not in the past year	17.3	22.5	22.7	20.3	20.5	
Less than once a month	4.5	7.6	9.4	13.5	8.1	
About once a month	1.5	4.3	7.1	7.6	4.7	
2 or 3 times a month	2.0	2.0	4.8	4.4	3.1	
Once a week or more	2.6	4.1	4.8	1.7	3.4	
N of Valid	686	556	524	408	2174	
N of Miss	33	41	13	16	103	

Table 91: How many times have you done the following things? done crazy things even if they are a little dangerous.







Response	6	8	10	12	Total	
Never	60.4	41.6	29.1	35.5	43.4	
I've done it, but not in the past year	20.8	22.7	23.4	20.8	21.9	
Less than once a month	5.6	12.8	15.0	15.4	11.6	
About once a month	2.8	8.1	8.9	12.3	7.4	
2 or 3 times a month	5.0	6.3	10.8	8.3	7.4	
Once a week or more	5.6	8.5	12.7	7.6	8.4	
N of Valid	684	555	526	408	2173	
N of Miss	35	42	11	16	104	

Table 92: How many times in the past year (12 months) have you: been suspended from school?









Response	6	8	10	12	Total	
Never	82.4	73.4	69.1	82.0	76.9	
1 to 2 times	13.6	19.6	21.8	13.8	17.2	
3 to 5 times	2.5	3.0	6.3	3.2	3.7	
6 to 9 times	0.3	2.0	1.5	0.7	1.1	
10 to 19 times	0.7	0.5	0.8	0.0	0.5	
20 to 29 times	0.1	0.7	0.4	0.0	0.3	
30 to 39 times	0.3	0.2	0.2	0.0	0.2	
40+ times	0.0	0.5	0.0	0.2	0.2	
N of Valid	689	561	524	412	2186	
N of Miss	30	36	13	12	91	

Table 93: How many times in the past year (12 months) have you: carried a handgun?








Response	6	8	10	12	Total	
Never	95.2	96.1	90.9	93.4	94.1	
1 to 2 times	3.1	1.2	2.1	2.7	2.3	
3 to 5 times	0.7	0.9	1.9	1.2	1.1	
6 to 9 times	0.1	0.5	1.7	0.5	0.7	
10 to 19 times	0.3	0.0	1.0	0.5	0.4	
20 to 29 times	0.3	0.0	0.6	0.5	0.3	
30 to 39 times	0.0	0.0	0.2	0.0	0.0	
40+ times	0.3	1.2	1.7	1.2	1.1	
N of Valid	688	561	526	412	2187	
N of Miss	31	36	11	12	90	

Table 94: How many times in the past year (12 months) have you: sold illegal drugs?


Response	6	8	10	12	Total	
Never	98.5	98.0	93.5	92.9	96.1	
1 to 2 times	1.0	0.4	2.7	3.4	1.7	
3 to 5 times	0.0	0.2	1.3	1.0	0.6	
6 to 9 times	0.1	0.7	0.8	0.5	0.5	
10 to 19 times	0.0	0.0	0.2	1.0	0.2	
20 to 29 times	0.1	0.0	0.2	0.5	0.2	
30 to 39 times	0.0	0.2	0.2	0.0	0.1	
40+ times	0.1	0.5	1.2	0.7	0.6	
N of Valid	683	559	521	410	2173	
N of Miss	36	38	16	14	104	

Table 95: How many times in the past year (12 months) have you: stolen or tried to steal a motor vehicle such as a car or motorcycle?


Response	6	8	10	12	Total	
Never	98.5	97.9	95.6	97.3	97.4	
1 to 2 times	1.3	0.4	2.9	1.5	1.5	
3 to 5 times	0.0	0.2	1.0	0.5	0.4	
6 to 9 times	0.1	0.0	0.2	0.2	0.1	
10 to 19 times	0.0	0.4	0.2	0.0	0.1	
20 to 29 times	0.0	0.4	0.0	0.2	0.1	
30 to 39 times	0.0	0.0	0.0	0.0	0.0	
40+ times	0.0	0.9	0.2	0.2	0.3	
N of Valid	684	560	523	412	2179	
N of Miss	35	37	14	12	98	

Table 96: How many times in the past year (12 months) have you: participated in clubs, organizations or activities at school?









Response	6	8	10	12	Total	
Never	28.1	16.6	23.4	17.5	22.0	
1 to 2 times	25.6	22.9	19.8	15.5	21.6	
3 to 5 times	15.5	20.0	20.0	13.8	17.4	
6 to 9 times	9.2	10.5	9.9	11.4	10.1	
10 to 19 times	7.0	6.4	6.7	9.2	7.2	
20 to 29 times	2.9	5.9	4.4	6.8	4.8	
30 to 39 times	2.0	2.0	2.3	3.6	2.4	
40+ times	9.5	15.7	13.5	22.1	14.4	
N of Valid	683	560	525	412	2180	
N of Miss	36	37	12	12	97	

Table 97: How many times in the past year (12 months) have you: been arrested?







Response	6	8	10	12	Total	
Never	97.1	95.0	89.5	93.2	94.0	
1 to 2 times	2.1	3.6	6.9	6.8	4.5	
3 to 5 times	0.6	1.3	2.1	0.0	1.0	
6 to 9 times	0.1	0.0	1.0	0.0	0.3	
10 to 19 times	0.1	0.0	0.2	0.0	0.1	
20 to 29 times	0.0	0.0	0.0	0.0	0.0	
30 to 39 times	0.0	0.0	0.0	0.0	0.0	
40+ times	0.0	0.2	0.4	0.0	0.1	
N of Valid	679	559	524	412	2174	
N of Miss	40	38	13	12	103	

Table 98: How many times in the past year (12 months) have you: done extra work on your own for school?









Response	6	8	10	12	Total	
Never	27.2	26.2	32.2	31.6	29.0	
1 to 2 times	29.8	22.4	18.8	17.7	23.0	
3 to 5 times	14.5	17.2	15.7	13.8	15.4	
6 to 9 times	9.6	11.5	10.9	10.0	10.5	
10 to 19 times	5.6	8.8	8.2	12.4	8.3	
20 to 29 times	2.1	4.5	4.8	6.1	4.1	
30 to 39 times	2.7	1.8	1.5	2.7	2.2	
40+ times	8.6	7.5	7.9	5.8	7.6	
N of Valid	677	557	522	412	2168	
N of Miss	42	40	15	12	109	

Table 99: How many times in the past year (12 months) have you: attacked someone with the idea of seriously hurting them?









Response	6	8	10	12	Total	
Never	80.6	78.0	73.1	81.5	78.3	
1 to 2 times	11.9	12.7	17.0	12.2	13.4	
3 to 5 times	3.2	4.1	4.2	4.1	3.8	
6 to 9 times	1.0	1.6	3.4	0.7	1.7	
10 to 19 times	1.6	1.3	1.1	1.0	1.3	
20 to 29 times	0.3	1.3	0.2	0.0	0.5	
30 to 39 times	0.1	0.0	0.2	0.2	0.1	
40+ times	1.2	1.1	0.8	0.2	0.9	
N of Valid	687	560	525	411	2183	
N of Miss	32	37	12	13	94	

Table 100: How many times in the past year (12 months) have you: been drunk or high at school?


Response	6	8	10	12	Total	
Never	97.7	91.4	81.1	83.5	89.4	
1 to 2 times	0.7	5.2	8.2	5.8	4.6	
3 to 5 times	0.7	1.4	3.4	4.1	2.2	
6 to 9 times	0.4	0.4	2.1	2.2	1.1	
10 to 19 times	0.1	0.7	2.1	1.5	1.0	
20 to 29 times	0.1	0.0	1.0	1.5	0.6	
30 to 39 times	0.0	0.0	0.6	0.2	0.2	
40+ times	0.1	0.9	1.5	1.2	0.9	
N of Valid	684	561	524	411	2180	
N of Miss	35	36	13	13	97	

Table 101: How many times in the past year (12 months) have you: volunteered to do community service?

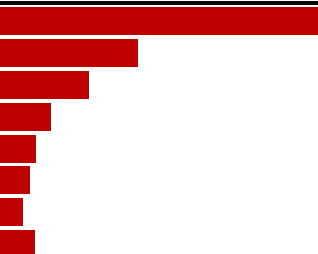
Response	6	8	10	12	Total	
Never	51.4	52.0	53.0	41.5	50.1	
1 to 2 times	20.1	22.3	20.5	18.9	20.5	
3 to 5 times	13.3	10.7	11.9	13.1	12.3	
6 to 9 times	5.1	6.4	6.3	7.3	6.1	
10 to 19 times	3.4	3.2	2.5	5.6	3.5	
20 to 29 times	3.2	1.2	2.1	4.1	2.6	
30 to 39 times	1.2	1.8	0.8	2.2	1.4	
40+ times	2.3	2.3	3.1	7.3	3.4	
N of Valid	683	561	523	412	2179	
N of Miss	36	36	14	12	98	

Table 102: How many times in the past year (12 months) have you: taken a handgun to school?






Response	6	8	10	12	Total	
Never	100.0	98.4	97.7	99.0	98.9	
1 to 2 times	0.0	0.5	1.3	0.0	0.5	
3 to 5 times	0.0	0.4	0.6	0.2	0.3	
6 to 9 times	0.0	0.2	0.2	0.2	0.1	
10 to 19 times	0.0	0.0	0.0	0.0	0.0	
20 to 29 times	0.0	0.0	0.0	0.0	0.0	
30 to 39 times	0.0	0.0	0.0	0.0	0.0	
40+ times	0.0	0.5	0.2	0.5	0.3	
N of Valid	688	562	525	412	2187	
N of Miss	31	35	12	12	90	

Table 103: Are you currently on probation, or assigned a probation officer with Juvenile Court?



Response	6	8	10	12	Total	
No	97.2	95.9	94.6	97.8	96.4	
Yes	2.8	4.1	5.4	2.2	3.6	
N of Valid	682	557	520	412	2171	
N of Miss	37	40	17	12	106	

Table 104: Have you ever belonged to a gang?






Response	6	8	10	12	Total	
No	88.9	85.3	82.9	89.6	86.7	
No, but would like to	1.0	4.1	3.3	1.2	2.4	
Yes, in the past	6.0	3.9	3.8	3.9	4.5	
Yes, belong now	3.7	5.7	9.4	4.3	5.7	
Yes, but would like to get out	0.4	0.9	0.6	1.0	0.7	
N of Valid	684	558	521	415	2178	
N of Miss	35	39	16	9	99	

Table 105: If you have ever belonged to a gang, did that gang have a name?

Response	6	8	10	12	Total
No	12.5	6.7	8.1	9.1	9.3
Yes	8.5	11.2	13.9	8.3	10.5
I have never belonged to a gang	79.0	82.1	77.9	82.6	80.2
N of Valid	681	554	517	408	2160
N of Miss	38	43	20	16	117

Table 106: You're looking at CD's in a music store with a friend. You look up and see her slip a CD under her coat. She smiles and says 'Which one do you want? Go ahead, take it while nobody's around.' There is nobody in sight, no employees and no other customers. What would you do now?

Response	6	8	10	12	Total
Ignore her	15.9	17.3	22.5	21.0	18.8
Grab a CD and leave the store	3.2	6.2	12.5	11.5	7.8
Tell her to put the CD back	63.9	48.7	32.8	28.0	45.8
Act like it is a joke, and ask her to put the CD back	16.9	27.7	32.2	39.5	27.6
N of Valid	679	548	512	410	2149
N of Miss	40	49	25	14	128

Table 107: You are visiting another part of town, and you don't know any of the people your age there. You are walking down the street, and some teenager you don't know is walking toward you. He is about your size, and as he is about to pass you, he deliberately bumps into you and you almost lose your balance. What would you say or do?

Response	6	8	10	12	Total
Push the person back	21.2	19.2	24.0	13.4	19.9
Say 'Excuse me' and keep on walking	44.7	41.1	32.3	39.8	39.9
Say 'Watch where you are going' and keep on walking	29.4	30.3	30.3	32.9	30.5
Swear at the person and walk away	4.6	9.4	13.4	13.9	9.7
N of Valid	673	542	508	410	2133
N of Miss	46	55	29	14	144

Table 108: You are at a party at someone's house, and one of your friends offers you a drink containing alcohol. What would you say or do?





Response	6	8	10	12	Total	
Drink it	3.9	17.5	42.5	43.2	24.1	
Tell your friend, 'No thanks, I don't drink' and suggest that you and your friend go and do something else	47.4	36.2	20.5	20.0	32.8	
Just say, 'No thanks' and walk away	34.6	33.4	28.3	32.0	32.3	
Make up a good excuse, tell your friend you had something else to do, and leave	14.1	12.9	8.8	4.9	10.8	
N of Valid	673	542	513	410	2138	
N of Miss	46	55	24	14	139	

Table 109: It's 8:00 on a weeknight and you are about to go over to a friend's home when your mother asks you where you are going. You say 'Oh, just going to go hang out with some friends.' She says, 'No, you'll just get into trouble if you go out. Stay home tonight.' What would you do now?





Response	6	8	10	12	Total	
Leave the house anyway	2.8	6.3	8.8	5.4	5.6	
Explain what you are going to do with your friends, tell her when you will get home, and ask if you can go out	42.1	61.1	62.3	72.4	57.5	
Not say anything and start watching TV	51.0	24.8	21.2	14.2	30.2	
Get into an argument with her	4.2	7.8	7.7	8.1	6.7	
N of Valid	673	540	509	409	2131	
N of Miss	46	57	28	15	146	

Table 110: How often do you attend religious services or activities?





Response	6	8	10	12	Total	
Never	11.9	8.8	11.1	6.8	10.0	
Rarely	18.2	17.2	21.8	25.9	20.3	
1-2 Times a Month	12.6	14.4	14.6	14.6	13.9	
About Once a Week or More	57.3	59.6	52.4	52.7	55.8	
N of Valid	672	535	513	410	2130	
N of Miss	47	62	24	14	147	

Table 111: I do the opposite of what people tell me, just to get them mad.





Response	6	8	10	12	Total	
Very False	54.2	39.6	30.9	42.4	42.7	
Somewhat False	20.2	26.1	25.4	30.0	24.8	
Somewhat True	19.5	29.6	38.4	24.6	27.6	
Very True	6.1	4.7	5.3	2.9	4.9	
N of Valid	672	533	511	410	2126	
N of Miss	47	64	26	14	151	

Table 112: I like to see how much I can get away with.





Response	6	8	10	12	Total	
Very False	56.5	40.3	29.4	33.5	41.5	
Somewhat False	19.7	24.6	24.7	24.8	23.1	
Somewhat True	16.4	25.9	32.0	33.7	25.9	
Very True	7.5	9.2	14.0	8.0	9.6	
N of Valid	666	533	507	412	2118	
N of Miss	53	64	30	12	159	

Table 113: I ignore rules that get in my way.





Response	6	8	10	12	Total	
Very False	65.0	47.6	34.5	39.0	48.3	
Somewhat False	17.9	25.7	29.4	31.2	25.2	
Somewhat True	11.9	18.5	29.0	24.6	20.1	
Very True	5.3	8.2	7.1	5.1	6.4	
N of Valid	666	536	504	410	2116	
N of Miss	53	61	33	14	161	

Table 114: I think sometimes it's okay to cheat at school.





Response	6	8	10	12	Total	
NO!	69.7	35.4	18.6	11.9	37.6	
no	21.8	32.2	26.6	29.6	27.1	
yes	7.3	26.0	41.3	47.6	27.9	
YES!	1.2	6.4	13.5	10.9	7.3	
N of Valid	673	543	511	412	2139	
N of Miss	46	54	26	12	138	

Table 115: It is important to think before you act.





Response	6	8	10	12	Total	
NO!	3.6	3.2	1.6	1.2	2.5	
no	3.0	4.3	5.1	1.7	3.6	
yes	19.5	30.4	33.1	29.0	27.3	
YES!	74.0	62.2	60.2	68.1	66.6	
N of Valid	673	539	510	411	2133	
N of Miss	46	58	27	13	144	

Table 116: Sometimes I think that life is not worth it.





Response	6	8	10	12	Total	
NO!	56.9	53.3	44.9	52.2	52.2	
no	18.7	21.3	22.9	26.5	21.9	
yes	14.5	16.8	23.7	15.5	17.5	
YES!	10.0	8.6	8.5	5.8	8.5	
N of Valid	663	535	503	412	2113	
N of Miss	56	62	34	12	164	

Table 117: At times I think I am no good at all.

Response	6	8	10	12	Total	
NO!	42.4	45.1	40.2	43.9	42.9	
no	18.3	24.1	22.9	24.3	22.0	
yes	26.1	21.8	29.0	26.0	25.7	
YES!	13.1	9.0	8.0	5.8	9.4	
N of Valid	655	536	503	412	2106	
N of Miss	64	61	34	12	171	

Table 118: All in all, I am inclined to think that I am a failure.

Response	6	8	10	12	Total	
NO!	63.3	59.5	57.6	62.3	60.8	
no	23.6	25.9	25.0	25.6	24.9	
yes	9.2	9.4	12.4	10.1	10.2	
YES!	3.8	5.3	5.0	2.0	4.1	
N of Valid	652	533	500	406	2091	
N of Miss	67	64	37	18	186	

Table 119: In the past year, have you felt depressed or sad MOST days, even if you felt okay sometimes?

Response	6	8	10	12	Total	
NO!	21.1	25.8	21.7	27.5	23.7	
no	20.0	24.1	19.3	20.2	20.9	
yes	33.9	29.0	32.8	33.8	32.4	
YES!	25.0	21.1	26.2	18.5	23.0	
N of Valid	660	535	503	411	2109	
N of Miss	59	62	34	13	168	

Table 120: It is all right to beat up people if they start the fight.





Response	6	8	10	12	Total	
NO!	42.5	26.6	16.2	18.7	27.6	
no	15.5	14.4	11.4	15.8	14.3	
yes	20.2	29.1	26.6	29.4	25.8	
YES!	21.8	29.8	45.8	36.0	32.3	
N of Valid	664	533	500	411	2108	
N of Miss	55	64	37	13	169	

Table 121: I think it is okay to take something without asking if you can get away with it.





Response	6	8	10	12	Total	
NO!	77.1	63.1	54.3	61.3	65.1	
no	17.3	29.0	34.1	32.4	27.2	
yes	3.8	5.5	8.4	5.4	5.6	
YES!	1.8	2.4	3.2	1.0	2.1	
N of Valid	665	531	501	411	2108	
N of Miss	54	66	36	13	169	

Table 122: Sometimes we don't know what we will do as adults, but we may have an idea. Please answer how true these statements may be for you. WHEN I AM AN ADULT I WILL: smoke cigarettes.





Response	6	8	10	12	Total	
NO!	84.2	79.1	71.5	76.3	78.4	
no	12.0	16.0	18.2	13.9	14.9	
yes	2.9	3.7	6.6	6.1	4.6	
YES!	0.9	1.1	3.6	3.7	2.1	
N of Valid	658	537	499	409	2103	
N of Miss	61	60	38	15	174	

Table 123: Sometimes we don't know what we will do as adults, but we may have an idea. Please answer how true these statements may be for you. WHEN I AM AN ADULT I WILL: drink beer, wine, or liquor.

Response	6	8	10	12	Total	
NO!	68.1	46.0	26.8	24.1	44.1	
no	15.3	15.9	15.9	14.9	15.5	
yes	13.5	30.7	42.5	41.7	30.3	
YES!	3.0	7.5	14.7	19.3	10.1	
N of Valid	658	535	496	410	2099	
N of Miss	61	62	41	14	178	

Table 124: Sometimes we don't know what we will do as adults, but we may have an idea. Please answer how true these statements may be for you. WHEN I AM AN ADULT I WILL: smoke marijuana.

Response	6	8	10	12	Total	
NO!	92.8	85.6	69.3	73.3	81.6	
no	5.0	8.6	16.1	13.9	10.3	
yes	1.5	4.3	9.4	9.3	5.6	
YES!	0.6	1.5	5.2	3.4	2.5	
N of Valid	656	535	498	409	2098	
N of Miss	63	62	39	15	179	

Table 125: Sometimes we don't know what we will do as adults, but we may have an idea. Please answer how true these statements may be for you. WHEN I AM AN ADULT I WILL: use LSD, cocaine, amphetamines or another illegal drug.

Response	6	8	10	12	Total	
NO!	95.0	94.2	92.2	94.4	94.0	
no	4.3	5.6	6.8	4.9	5.3	
yes	0.3	0.2	0.8	0.5	0.4	
YES!	0.5	0.0	0.2	0.2	0.2	
N of Valid	658	535	499	410	2102	
N of Miss	61	62	38	14	175	

Table 126: How much do you think people risk harming themselves (physically or in other ways) if they: smoked one or more packs of cigarettes per day?





Response	6	8	10	12	Total	
No risk	17.9	8.5	5.8	2.9	9.7	
Slight risk	6.1	8.1	6.4	5.9	6.7	
Moderate risk	11.2	16.7	19.9	18.6	16.1	
Great risk	64.8	66.7	67.8	72.5	67.5	
N of Valid	654	528	497	408	2087	
N of Miss	65	69	40	16	190	

Table 127: How much do you think people risk harming themselves (physically or in other ways) if they: try marijuana once or twice?





Response	6	8	10	12	Total	
No risk	18.6	12.9	18.5	18.9	17.2	
Slight risk	14.8	20.5	33.8	34.1	24.5	
Moderate risk	24.7	26.6	20.7	19.1	23.1	
Great risk	42.0	40.0	27.0	27.9	35.2	
N of Valid	657	527	497	408	2089	
N of Miss	62	70	40	16	188	

Table 128: How much do you think people risk harming themselves (physically or in other ways) if they: smoke marijuana regularly?





Response	6	8	10	12	Total	
No risk	18.0	9.7	8.8	6.5	11.5	
Slight risk	4.4	4.9	12.9	14.8	8.6	
Moderate risk	10.1	12.0	20.9	22.0	15.5	
Great risk	67.4	73.4	57.3	56.8	64.4	
N of Valid	632	515	487	400	2034	
N of Miss	87	82	50	24	243	

Table 129: How much do you think people risk harming themselves (physically or in other ways) if they: take one or two drinks of an alcoholic beverage (beer, wine, liquor) nearly every day?

Response	6	8	10	12	Total	
No risk	20.2	13.4	12.8	9.6	14.6	
Slight risk	16.7	20.2	24.0	23.5	20.6	
Moderate risk	23.5	30.3	30.3	30.9	28.3	
Great risk	39.6	36.1	32.9	36.0	36.4	
N of Valid	654	524	492	408	2078	
N of Miss	65	73	45	16	199	

Table 130: How much do you think people risk harming themselves (physically or in other ways) if they: have five or more drinks once or twice each weekend?

Response	6	8	10	12	Total	
No risk	20.9	8.6	9.3	6.4	12.2	
Slight risk	8.7	12.0	15.2	14.9	12.3	
Moderate risk	17.9	22.6	25.7	30.1	23.3	
Great risk	52.5	56.8	49.8	48.7	52.2	
N of Valid	655	526	494	409	2084	
N of Miss	64	71	43	15	193	

Table 131: On how many occasions have you had alcoholic beverages (beer, wine or hard liquor) to drink in your lifetime - more than just a few sips?

Response	6	8	10	12	Total	
0	80.9	59.8	32.3	27.7	53.6	
1-2	12.4	17.0	20.2	12.3	15.4	
3-5	3.2	10.0	15.5	15.0	10.1	
6-9	2.0	6.1	8.5	9.3	6.0	
10-19	0.5	4.1	8.9	10.0	5.2	
20-39	0.3	1.4	5.2	10.3	3.7	
40+	0.8	1.8	9.5	15.4	6.0	
N of Valid	661	512	496	408	2077	
N of Miss	58	85	41	16	200	

Table 132: On how many occasions have you had beer, wine or hard liquor to drink during the past 30 days?








Response	6	8	10	12	Total	
0	95.2	86.5	68.4	60.7	79.9	
1-2	3.6	9.0	15.6	16.2	10.3	
3-5	0.9	2.9	8.1	8.8	4.7	
6-9	0.2	1.0	3.8	8.4	2.8	
10-19	0.2	0.2	2.6	3.9	1.5	
20-39	0.0	0.2	0.4	0.5	0.2	
40+	0.0	0.2	1.0	1.5	0.6	
N of Valid	661	510	494	407	2072	
N of Miss	58	87	43	17	205	

Table 133: On how many occasions have you used marijuana (grass, pot) or hashish (hash, hash oil) in your lifetime?








Response	6	8	10	12	Total	
0	98.0	91.6	71.4	64.8	83.6	
1-2	1.2	3.7	8.8	9.1	5.2	
3-5	0.2	2.0	4.5	5.4	2.7	
6-9	0.3	0.8	4.1	3.9	2.0	
10-19	0.3	0.6	3.1	5.4	2.0	
20-39	0.0	0.6	1.6	3.7	1.3	
40+	0.0	0.8	6.4	7.6	3.2	
N of Valid	659	511	486	406	2062	
N of Miss	60	86	51	18	215	

Table 134: On how many occasions have you used marijuana (grass, pot) or hashish (hash, hash oil) during the past 30 days?








Response	6	8	10	12	Total	
0	99.2	96.3	87.0	83.7	92.6	
1-2	0.8	1.9	4.1	7.4	3.1	
3-5	0.0	0.8	3.7	3.9	1.8	
6-9	0.0	0.6	1.6	1.7	0.9	
10-19	0.0	0.0	0.8	1.2	0.4	
20-39	0.0	0.0	1.0	1.0	0.4	
40+	0.0	0.4	1.8	1.0	0.7	
N of Valid	658	513	491	406	2068	
N of Miss	61	84	46	18	209	

Table 135: On how many occasions have you used LSD or other psychedelics in your lifetime?




Response	6	8	10	12	Total	
0	99.5	99.8	99.0	98.5	99.3	
1-2	0.5	0.0	0.6	1.0	0.5	
3-5	0.0	0.0	0.0	0.0	0.0	
6-9	0.0	0.0	0.2	0.0	0.0	
10-19	0.0	0.0	0.0	0.2	0.0	
20-39	0.0	0.0	0.2	0.0	0.0	
40+	0.0	0.2	0.0	0.2	0.1	
N of Valid	659	510	490	408	2067	
N of Miss	60	87	47	16	210	

Table 136: On how many occasions have you used LSD or other psychedelics during the past 30 days?




Response	6	8	10	12	Total	
0	100.0	99.8	99.6	99.5	99.8	
1-2	0.0	0.0	0.0	0.5	0.1	
3-5	0.0	0.2	0.0	0.0	0.0	
6-9	0.0	0.0	0.4	0.0	0.1	
10-19	0.0	0.0	0.0	0.0	0.0	
20-39	0.0	0.0	0.0	0.0	0.0	
40+	0.0	0.0	0.0	0.0	0.0	
N of Valid	659	511	492	408	2070	
N of Miss	60	86	45	16	207	

Table 137: On how many occasions have you used cocaine or crack in your lifetime?







Response	6	8	10	12	Total	
0	99.7	98.6	99.0	98.0	98.9	
1-2	0.3	0.8	0.8	0.5	0.6	
3-5	0.0	0.0	0.0	0.5	0.1	
6-9	0.0	0.2	0.0	0.2	0.1	
10-19	0.0	0.2	0.2	0.2	0.1	
20-39	0.0	0.0	0.0	0.5	0.1	
40+	0.0	0.2	0.0	0.0	0.0	
N of Valid	658	511	492	408	2069	
N of Miss	61	86	45	16	208	

Table 138: On how many occasions have you used cocaine or crack during the past 30 days?




Response	6	8	10	12	Total	
0	99.7	99.0	99.8	99.8	99.6	
1-2	0.3	0.4	0.0	0.0	0.2	
3-5	0.0	0.4	0.2	0.2	0.2	
6-9	0.0	0.2	0.0	0.0	0.0	
10-19	0.0	0.0	0.0	0.0	0.0	
20-39	0.0	0.0	0.0	0.0	0.0	
40+	0.0	0.0	0.0	0.0	0.0	
N of Valid	658	510	491	408	2067	
N of Miss	61	87	46	16	210	

Table 139: On how many occasions have you sniffed glue, breathed the contents of an aerosol spray can, or inhaled other gases or sprays, in order to get high in your lifetime?








Response	6	8	10	12	Total	
0	90.7	85.9	86.6	91.2	88.6	
1-2	5.6	9.6	7.5	5.4	7.0	
3-5	1.4	2.2	2.0	1.0	1.6	
6-9	0.5	1.0	0.8	1.7	0.9	
10-19	0.3	0.2	1.6	0.5	0.6	
20-39	0.6	0.0	0.2	0.2	0.3	
40+	0.9	1.2	1.2	0.0	0.9	
N of Valid	657	511	492	408	2068	
N of Miss	62	86	45	16	209	

Table 140: On how many occasions have you sniffed glue, breathed the contents of an aerosol spray can, or inhaled other gases or sprays, in order to get high during the past 30 days?






Response	6	8	10	12	Total	
0	95.0	94.9	95.3	98.5	95.7	
1-2	4.0	3.5	3.0	1.0	3.0	
3-5	0.6	1.4	0.8	0.2	0.8	
6-9	0.0	0.2	0.4	0.2	0.2	
10-19	0.0	0.0	0.0	0.0	0.0	
20-39	0.2	0.0	0.0	0.0	0.0	
40+	0.3	0.0	0.4	0.0	0.2	
N of Valid	657	512	492	407	2068	
N of Miss	62	85	45	17	209	

Table 141: On how many occasions have you used phenoxydine (pox, px, breeze) in your lifetime?


Response	6	8	10	12	Total	
0	100.0	100.0	100.0	100.0	100.0	
1-2	0.0	0.0	0.0	0.0	0.0	
3-5	0.0	0.0	0.0	0.0	0.0	
6-9	0.0	0.0	0.0	0.0	0.0	
10-19	0.0	0.0	0.0	0.0	0.0	
20-39	0.0	0.0	0.0	0.0	0.0	
40+	0.0	0.0	0.0	0.0	0.0	
N of Valid	655	510	492	407	2064	
N of Miss	64	87	45	17	213	

Table 142: On how many occasions have you used phenoxydine (pox, px, breeze) during the past 30 days?


Response	6	8	10	12	Total	
0	100.0	100.0	100.0	100.0	100.0	
1-2	0.0	0.0	0.0	0.0	0.0	
3-5	0.0	0.0	0.0	0.0	0.0	
6-9	0.0	0.0	0.0	0.0	0.0	
10-19	0.0	0.0	0.0	0.0	0.0	
20-39	0.0	0.0	0.0	0.0	0.0	
40+	0.0	0.0	0.0	0.0	0.0	
N of Valid	653	508	491	406	2058	
N of Miss	66	89	46	18	219	

Table 143: On how many occasions have you used sedatives (tranquilizers, such as Valium or Xanax, barbiturates, or sleeping pills) without a doctor telling you to take them, in your lifetime?








Response	6	8	10	12	Total	
0	94.2	92.3	84.9	87.4	90.2	
1-2	3.5	3.5	4.5	3.9	3.8	
3-5	1.1	1.4	4.7	2.5	2.3	
6-9	0.5	1.2	1.2	1.2	1.0	
10-19	0.3	0.6	2.0	1.2	1.0	
20-39	0.2	0.4	0.4	1.7	0.6	
40+	0.3	0.6	2.2	2.0	1.2	
N of Valid	656	509	490	406	2061	
N of Miss	63	88	47	18	216	

Table 144: On how many occasions have you used sedatives (tranquilizers, such as Valium or Xanax, barbiturates, or sleeping pills) without a doctor telling you to take them, during the past 30 days?


Response	6	8	10	12	Total	
0	97.2	96.1	92.9	95.1	95.5	
1-2	1.4	2.4	3.1	2.2	2.2	
3-5	0.6	0.6	2.0	1.0	1.0	
6-9	0.3	0.6	0.8	1.2	0.7	
10-19	0.0	0.2	0.4	0.5	0.2	
20-39	0.2	0.2	0.4	0.0	0.2	
40+	0.3	0.0	0.4	0.0	0.2	
N of Valid	654	509	491	405	2059	
N of Miss	65	88	46	19	218	

Table 145: On how many occasions have you used Methamphetamines (meth, speed, crank, crystal meth) in your lifetime?


Response	6	8	10	12	Total	
0	99.4	99.4	99.2	99.0	99.3	
1-2	0.2	0.2	0.4	1.0	0.4	
3-5	0.2	0.2	0.2	0.0	0.1	
6-9	0.2	0.2	0.0	0.0	0.1	
10-19	0.2	0.0	0.2	0.0	0.1	
20-39	0.0	0.0	0.0	0.0	0.0	
40+	0.0	0.0	0.0	0.0	0.0	
N of Valid	655	511	491	405	2062	
N of Miss	64	86	46	19	215	

Table 146: On how many occasions have you used Methamphetamines (meth, speed, crank, crystal meth) in the past 30 days?




Response	6	8	10	12	Total	
0	99.7	99.6	99.4	99.8	99.6	
1-2	0.2	0.2	0.2	0.0	0.1	
3-5	0.0	0.2	0.4	0.2	0.2	
6-9	0.0	0.0	0.0	0.0	0.0	
10-19	0.2	0.0	0.0	0.0	0.0	
20-39	0.0	0.0	0.0	0.0	0.0	
40+	0.0	0.0	0.0	0.0	0.0	
N of Valid	652	510	491	406	2059	
N of Miss	67	87	46	18	218	

Table 147: On how many occasions have you used stimulants, other than Methamphetamines (such as amphetamines, Ritalin or Dexedrine) without a doctor telling you to take them, in your lifetime?







Response	6	8	10	12	Total	
0	98.8	99.0	96.3	94.8	97.5	
1-2	0.8	0.6	1.6	1.7	1.1	
3-5	0.3	0.2	0.8	0.7	0.5	
6-9	0.0	0.0	0.0	2.2	0.4	
10-19	0.2	0.0	0.0	0.2	0.1	
20-39	0.0	0.0	0.0	0.2	0.0	
40+	0.0	0.2	1.2	0.0	0.3	
N of Valid	653	510	490	405	2058	
N of Miss	66	87	47	19	219	

Table 148: On how many occasions have you used stimulants, other than Methamphetamines (such as amphetamines, Ritalin or Dexedrine) without a doctor telling you to take them, during the past 30 days?


Response	6	8	10	12	Total	
0	99.8	99.6	99.4	98.8	99.5	
1-2	0.0	0.2	0.0	1.0	0.2	
3-5	0.2	0.0	0.0	0.2	0.1	
6-9	0.0	0.0	0.0	0.0	0.0	
10-19	0.0	0.0	0.2	0.0	0.0	
20-39	0.0	0.2	0.4	0.0	0.1	
40+	0.0	0.0	0.0	0.0	0.0	
N of Valid	653	509	491	406	2059	
N of Miss	66	88	46	18	218	

Table 149: On how many occasions have you used heroin or other opiates in your lifetime?


Response	6	8	10	12	Total	
0	99.5	99.6	99.6	99.0	99.5	
1-2	0.3	0.2	0.2	0.2	0.2	
3-5	0.0	0.0	0.2	0.5	0.1	
6-9	0.0	0.0	0.0	0.0	0.0	
10-19	0.2	0.2	0.0	0.0	0.1	
20-39	0.0	0.0	0.0	0.2	0.0	
40+	0.0	0.0	0.0	0.0	0.0	
N of Valid	651	508	490	406	2055	
N of Miss	68	89	47	18	222	

Table 150: On how many occasions have you used heroin or other opiates during the past 30 days?



Response	6	8	10	12	Total	
0	99.8	99.8	99.8	99.5	99.8	
1-2	0.2	0.0	0.2	0.2	0.1	
3-5	0.0	0.2	0.0	0.0	0.0	
6-9	0.0	0.0	0.0	0.2	0.0	
10-19	0.0	0.0	0.0	0.0	0.0	
20-39	0.0	0.0	0.0	0.0	0.0	
40+	0.0	0.0	0.0	0.0	0.0	
N of Valid	650	508	490	405	2053	
N of Miss	69	89	47	19	224	

Table 151: On how many occasions have you used MDMA ('X', 'E', or ecstasy) in your lifetime?






Response	6	8	10	12	Total	
0	99.7	99.0	96.9	96.8	98.3	
1-2	0.3	1.0	1.6	2.0	1.1	
3-5	0.0	0.0	0.6	0.7	0.3	
6-9	0.0	0.0	0.0	0.2	0.0	
10-19	0.0	0.0	0.2	0.2	0.1	
20-39	0.0	0.0	0.0	0.0	0.0	
40+	0.0	0.0	0.6	0.0	0.1	
N of Valid	649	507	490	406	2052	
N of Miss	70	90	47	18	225	

Table 152: On how many occasions have you used MDMA ('X', 'E', or ecstasy) during the past 30 days?




Response	6	8	10	12	Total	
0	100.0	98.6	99.2	99.5	99.4	
1-2	0.0	1.2	0.2	0.5	0.4	
3-5	0.0	0.2	0.0	0.0	0.0	
6-9	0.0	0.0	0.4	0.0	0.1	
10-19	0.0	0.0	0.2	0.0	0.0	
20-39	0.0	0.0	0.0	0.0	0.0	
40+	0.0	0.0	0.0	0.0	0.0	
N of Valid	648	506	488	405	2047	
N of Miss	71	91	49	19	230	

Table 153: On how many occasions have you taken prescription drugs (such as Valium, Xanax, Ritalin, Adderall, OxyContin, Darvocet, or sleeping pills) on your own-that is, without a doctor telling you to take them in your lifetime?








Response	6	8	10	12	Total	
0	94.2	91.1	85.7	84.7	89.5	
1-2	2.8	5.3	4.9	4.9	4.3	
3-5	0.8	2.0	3.3	3.7	2.2	
6-9	0.6	1.2	2.0	2.0	1.4	
10-19	1.1	0.0	0.6	1.5	0.8	
20-39	0.2	0.0	1.2	0.7	0.5	
40+	0.5	0.4	2.2	2.5	1.3	
N of Valid	651	505	490	405	2051	
N of Miss	68	92	47	19	226	

Table 154: On how many occasions have you taken prescription drugs (such as Valium, Xanax, Ritalin, Adderall, OxyContin, Darvocet, or sleeping pills) on your own-that is, without a doctor telling you to take them during the past 30 days?








Response	6	8	10	12	Total	
0	96.9	95.6	92.7	92.1	94.6	
1-2	1.5	3.0	3.7	5.2	3.1	
3-5	0.5	0.4	2.0	0.5	0.8	
6-9	0.5	0.8	0.8	1.0	0.7	
10-19	0.3	0.0	0.0	1.0	0.3	
20-39	0.2	0.2	0.6	0.0	0.2	
40+	0.2	0.0	0.2	0.2	0.1	
N of Valid	650	505	490	406	2051	
N of Miss	69	92	47	18	226	

Table 155: On how many occasions have you taken non-prescription medicines such as diet pills (for example, Dietac, Dexatrim or Prolamine), stay-awake pills (for example No-Doz, Vivarin, or Wake), or cough or cold medicines (robos, DXM, etc.) to get high in your lifetime?








Response	6	8	10	12	Total	
0	97.4	95.3	89.3	91.9	93.9	
1-2	1.1	2.2	4.9	2.2	2.5	
3-5	0.5	1.0	1.0	1.5	0.9	
6-9	0.5	0.6	1.4	2.7	1.2	
10-19	0.2	0.4	0.6	0.5	0.4	
20-39	0.2	0.2	1.0	0.5	0.4	
40+	0.3	0.4	1.6	0.7	0.7	
N of Valid	650	508	488	405	2051	
N of Miss	69	89	49	19	226	

Table 156: On how many occasions have you taken non-prescription medicines such as diet pills (for example, Dietac, Dexatrim or Prolamine), stay-awake pills (for example No-Doz, Vivarin, or Wake), or cough or cold medicines (robos, DXM, etc.) to get high during the past 30 days?







Response	6	8	10	12	Total	
0	99.2	98.0	94.5	96.0	97.2	
1-2	0.3	0.8	3.1	2.7	1.6	
3-5	0.2	0.6	1.0	0.7	0.6	
6-9	0.3	0.2	0.6	0.5	0.4	
10-19	0.0	0.2	0.4	0.0	0.1	
20-39	0.0	0.2	0.0	0.0	0.0	
40+	0.0	0.0	0.4	0.0	0.1	
N of Valid	648	507	488	405	2048	
N of Miss	71	90	49	19	229	

Table 157: On how many occasions have you been drunk or very high from drinking alcoholic beverages during the past 30 days?








Response	6	8	10	12	Total	
0	97.4	92.5	79.3	74.9	87.4	
1-2	1.7	4.6	8.8	12.3	6.2	
3-5	0.8	1.6	6.4	5.9	3.3	
6-9	0.2	0.6	1.8	3.0	1.2	
10-19	0.0	0.8	2.0	1.5	1.0	
20-39	0.0	0.0	0.6	1.2	0.4	
40+	0.0	0.0	1.0	1.2	0.5	
N of Valid	650	504	488	406	2048	
N of Miss	69	93	49	18	229	

Table 158: Think back over the last two weeks. How many times have you had five or more alcoholic drinks in a row?


Response	6	8	10	12	Total	
None	96.6	91.9	79.6	75.4	87.2	
Once	2.2	3.4	6.4	6.9	4.4	
Twice	0.6	2.4	6.2	6.9	3.6	
3-5 times	0.3	1.6	3.7	7.6	2.9	
6-9 times	0.2	0.2	1.9	2.0	0.9	
10 or more times	0.2	0.4	2.1	1.2	0.9	
N of Valid	648	496	481	406	2031	
N of Miss	71	101	56	18	246	

Table 159: Have you ever used smokeless tobacco (chew, snuff, plug, dipping tobacco, or chewing tobacco)?


Response	6	8	10	12	Total	
Never	94.4	91.9	87.7	85.5	90.4	
Once or Twice	4.3	5.4	5.8	6.4	5.4	
Once in a while but not regularly	0.9	2.0	1.7	3.0	1.8	
Regularly in the past	0.3	0.2	2.3	2.0	1.1	
Regularly now	0.0	0.4	2.5	3.2	1.3	
N of Valid	646	496	480	406	2028	
N of Miss	73	101	57	18	249	

Table 160: How often have you taken smokeless tobacco during the past 30 days?


Response	6	8	10	12	Total	
Not at all	98.5	97.8	93.7	93.6	96.2	
Once or twice	0.9	1.8	2.5	2.2	1.8	
Once or twice per week	0.2	0.2	1.3	0.2	0.4	
Three to five times per week	0.2	0.0	0.4	0.2	0.2	
About once a day	0.3	0.2	0.8	0.5	0.4	
More than once a day	0.0	0.0	1.3	3.2	0.9	
N of Valid	647	495	477	407	2026	
N of Miss	72	102	60	17	251	

Table 161: Have you ever smoked cigarettes?






Response	6	8	10	12	Total	
Never	87.8	77.1	60.0	60.5	73.1	
Once or Twice	9.9	15.9	19.7	18.5	15.4	
Once in a while but not regularly	0.9	4.4	9.0	10.4	5.6	
Regularly in the past	0.9	2.0	4.6	4.4	2.8	
Regularly now	0.5	0.6	6.7	6.2	3.1	
N of Valid	645	497	478	405	2025	
N of Miss	74	100	59	19	252	

Table 162: How frequently have you smoked cigarettes during the past 30 days?







Response	6	8	10	12	Total	
Not at all	97.7	93.9	85.8	84.4	91.3	
Less than one cigarette per day	1.6	4.4	5.6	7.4	4.4	
One to five cigarettes per day	0.6	1.2	5.0	4.0	2.5	
About one-half pack per day	0.2	0.2	1.5	2.7	1.0	
About one pack per day	0.0	0.2	1.0	0.7	0.4	
About one and one-half packs per day	0.0	0.0	0.8	0.7	0.3	
Two packs or more per day	0.0	0.0	0.2	0.0	0.0	
N of Valid	643	495	479	404	2021	
N of Miss	76	102	58	20	256	

Table 163: During the last month, about how many marijuana cigarettes, or the equivalent, did you smoke a day, on the average?








Response	6	8	10	12	Total	
None	98.0	93.3	83.2	86.1	91.0	
Less than 1 a day	1.1	3.3	6.9	6.9	4.2	
1 a day	0.8	1.6	2.3	2.5	1.7	
2-3 a day	0.0	1.0	4.2	2.5	1.7	
4-6 a day	0.2	0.6	1.3	1.7	0.8	
7-10 a day	0.0	0.2	0.6	0.2	0.2	
11 or more a day	0.0	0.0	1.5	0.0	0.3	
N of Valid	647	492	477	404	2020	
N of Miss	72	105	60	20	257	

Table 164: If you drank alcohol (not just a sip or taste) in the past year, how did you usually get it?













Response	6	8	10	12	Total	
I did not drink alcohol in the past year	87.6	73.8	50.9	40.0	66.1	
I bought it myself with a fake ID	0.0	0.2	0.2	0.5	0.2	
I bought it myself without a fake ID	0.2	0.0	0.6	7.4	1.7	
I got it from someone I know age 21 or older	2.5	5.2	17.2	20.0	10.1	
I got it from someone I know under age 21	0.3	3.7	7.1	12.6	5.2	
I got it from my brother or sister	0.6	1.2	3.0	1.3	1.5	
I got it from home with my parents' permission	3.3	4.6	4.1	4.4	4.0	
I got it from home without my parents' permission	0.8	3.3	2.4	1.0	1.8	
I got it from another relative	1.3	3.7	5.4	3.8	3.4	
A stranger bought it for me	0.0	0.0	1.3	1.5	0.6	
I took it from a store or shop	0.0	0.0	0.2	0.0	0.1	
Other	3.5	4.2	7.5	7.4	5.4	
N of Valid	635	481	464	390	1970	
N of Miss	84	116	73	34	307	

Table 165: If you drank alcohol (not just a sip or taste) in the past year, where did you usually drink it?

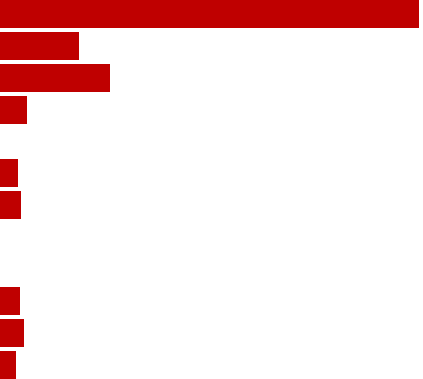
Response	6	8	10	12	Total	
I did not drink alcohol in the past year	89.1	74.6	49.6	41.4	66.9	
at my home	6.6	10.8	15.2	11.3	10.6	
at someone else's home	2.8	10.6	25.9	32.2	15.9	
at an open area like a park, beach, field, back road, woods, or a street corner	0.9	1.3	2.4	4.0	2.0	
at a sporting event or concert	0.0	0.6	1.3	0.8	0.6	
at a restaurant, bar, or a nightclub	0.2	0.8	2.2	1.8	1.1	
at an empty building or a construction site	0.0	0.0	0.0	0.0	0.0	
at a hotel/motel	0.0	0.6	1.1	3.2	1.0	
in a car	0.2	0.4	2.2	5.0	1.6	
at school	0.2	0.2	0.2	0.3	0.2	
N of Valid	632	472	460	379	1943	
N of Miss	87	125	77	45	334	

Table 166: If you smoked cigarettes (not just a puff or drag) in the past year, how did you usually get them?













Response	6	8	10	12	Total	
I did not smoke cigarettes in the past year	92.8	89.1	75.1	76.8	84.6	
I bought them myself with a fake ID	0.3	0.0	0.2	0.0	0.2	
I bought them myself without a fake ID	0.2	0.0	0.6	4.3	1.1	
I got them from someone I know age 18 or older	1.1	3.3	7.8	7.8	4.6	
I got them from someone I know under age 18	0.3	1.9	3.9	2.0	1.9	
I got them from my brother or sister	0.6	0.6	1.9	0.3	0.9	
I got them from home with my parents' permission	0.2	0.4	1.7	0.8	0.7	
I got them from home without my parents' permission	0.8	1.5	1.1	0.5	1.0	
I got them from another relative	1.3	1.5	0.9	1.0	1.2	
A stranger bought them for me	0.3	0.0	0.6	0.3	0.3	
I took them from a store or shop	0.0	0.0	0.6	0.0	0.2	
Other	2.2	1.7	5.4	6.3	3.6	
N of Valid	640	478	462	397	1977	
N of Miss	79	119	75	27	300	

Table 167: If you smoked cigarettes (not just a puff or drag) in the past year, where did you usually smoke them?











Response	6	8	10	12	Total	
I did not smoke cigarettes in the past year	94.8	87.0	77.9	79.0	85.8	
at my home	1.4	2.1	6.0	4.6	3.3	
at someone else's home	1.9	6.0	7.6	4.1	4.6	
at an open area like a park, beach, field, back road, woods, or a street corner	0.9	3.1	3.6	3.1	2.5	
at a sporting event or concert	0.0	0.6	0.4	0.0	0.3	
at a restaurant, bar, or a nightclub	0.3	0.4	0.4	0.5	0.4	
at an empty building or a construction site	0.2	0.4	0.7	0.3	0.4	
at a hotel/motel	0.0	0.0	0.7	0.0	0.2	
in a car	0.5	0.2	2.0	7.7	2.2	
at school	0.0	0.2	0.7	0.8	0.4	
N of Valid	633	485	448	391	1957	
N of Miss	86	112	89	33	320	

Table 168: During the past 30 days, how many times did you ride in a car or other vehicle driven by someone who had been drinking alcohol?






Response	6	8	10	12	Total	
0 times	74.5	71.0	68.2	72.1	71.7	
1 time	12.2	11.4	9.6	10.0	11.0	
2 or 3 times	4.3	8.5	11.7	9.7	8.2	
4 or 5 times	3.4	2.7	3.0	3.5	3.2	
6 or more times	5.6	6.4	7.5	4.7	6.1	
N of Valid	646	483	469	401	1999	
N of Miss	73	114	68	23	278	

Table 169: During the past 30 days, how many times did you drive a car or other vehicle when you had been drinking alcohol?







Response	6	8	10	12	Total	
I did not drive a car in the past 30 days	59.9	57.3	45.8	33.2	50.5	
0 times	37.7	37.4	46.5	50.3	42.3	
1 time	1.6	1.7	2.6	7.0	2.9	
2 or 3 times	0.5	1.5	2.1	6.5	2.3	
4 or 5 times	0.2	1.3	1.3	1.8	1.0	
6 or more times	0.2	0.8	1.7	1.3	0.9	
N of Valid	631	473	467	398	1969	
N of Miss	88	124	70	26	308	

Table 170: How wrong would most adults (over 21) in your neighborhood think it is for kids your age: to use marijuana?





Response	6	8	10	12	Total	
Very wrong	90.2	83.7	65.7	67.0	78.2	
Wrong	3.9	8.4	16.7	15.3	10.3	
A little bit wrong	3.2	3.3	11.3	10.8	6.7	
Not wrong at all	2.7	4.6	6.2	7.0	4.9	
N of Valid	633	479	467	400	1979	
N of Miss	86	118	70	24	298	

Table 171: How wrong would most adults (over 21) in your neighborhood think it is for kids your age: to drink alcohol?





Response	6	8	10	12	Total	
Very wrong	81.6	65.9	51.0	45.0	63.1	
Wrong	9.2	19.6	19.3	24.4	17.2	
A little bit wrong	5.6	8.8	20.1	18.3	12.4	
Not wrong at all	3.7	5.7	9.6	12.3	7.3	
N of Valid	630	475	467	398	1970	
N of Miss	89	122	70	26	307	

Table 172: How wrong would most adults (over 21) in your neighborhood think it is for kids your age: to smoke cigarettes?





Response	6	8	10	12	Total	
Very wrong	82.7	75.1	55.8	49.5	67.8	
Wrong	7.8	13.1	18.6	19.8	14.1	
A little bit wrong	4.6	5.5	16.7	15.6	9.9	
Not wrong at all	4.9	6.3	9.0	15.1	8.3	
N of Valid	631	474	468	398	1971	
N of Miss	88	123	69	26	306	

Table 173: How much do each of the following statements describe your neighborhood? crime and/or drug selling





Response	6	8	10	12	Total	
NO!	71.5	63.4	52.1	51.7	61.0	
no	12.4	18.3	19.9	23.1	17.8	
yes	9.9	13.0	16.2	16.2	13.4	
YES!	6.2	5.3	11.8	9.0	7.8	
N of Valid	629	476	468	402	1975	
N of Miss	90	121	69	22	302	

Table 174: How much do each of the following statements describe your neighborhood? fights





Response	6	8	10	12	Total	
NO!	55.6	52.4	44.1	47.9	50.5	
no	12.4	19.4	21.7	26.6	19.2	
yes	17.2	16.8	21.3	16.3	17.9	
YES!	14.8	11.4	12.9	9.3	12.4	
N of Valid	628	475	465	399	1967	
N of Miss	91	122	72	25	310	

Table 175: How much do each of the following statements describe your neighborhood? lots of empty or abandoned buildings





Response	6	8	10	12	Total	
NO!	70.2	72.2	62.2	59.1	66.5	
no	17.6	20.8	22.2	28.6	21.7	
yes	7.0	4.0	11.0	6.8	7.2	
YES!	5.2	2.9	4.7	5.5	4.6	
N of Valid	631	475	465	399	1970	
N of Miss	88	122	72	25	307	

Table 176: How much do each of the following statements describe your neighborhood? lots of graffiti





Response	6	8	10	12	Total	
NO!	77.4	75.3	68.1	72.4	73.7	
no	11.5	17.9	22.6	20.4	17.5	
yes	4.5	4.0	6.0	5.3	4.9	
YES!	6.6	2.7	3.2	2.0	3.9	
N of Valid	624	474	464	398	1960	
N of Miss	95	123	73	26	317	

Table 177: If I had to move, I would miss the neighborhood I now live in.





Response	6	8	10	12	Total	
NO!	21.0	17.8	21.4	24.1	21.0	
no	8.8	14.3	17.3	20.1	14.4	
yes	21.6	27.2	28.4	34.2	27.1	
YES!	48.5	40.7	32.9	21.6	37.5	
N of Valid	633	467	468	398	1966	
N of Miss	86	130	69	26	311	

Table 178: My neighbors notice when I am doing a good job and let me know about it.





Response	6	8	10	12	Total	
NO!	37.9	34.7	39.2	44.2	38.7	
no	22.0	32.5	34.3	34.8	30.0	
yes	22.0	19.4	17.8	15.7	19.1	
YES!	18.2	13.4	8.8	5.3	12.2	
N of Valid	628	464	467	396	1955	
N of Miss	91	133	70	28	322	

Table 179: I like my neighborhood.





Response	6	8	10	12	Total	
NO!	13.1	12.8	16.6	16.9	14.6	
no	7.7	11.1	11.6	14.1	10.7	
yes	29.4	36.4	42.4	49.7	38.3	
YES!	49.8	39.6	29.5	19.2	36.3	
N of Valid	626	467	465	396	1954	
N of Miss	93	130	72	28	323	

Table 180: There are lots of adults in my neighborhood I could talk to about something important.





Response	6	8	10	12	Total	
NO!	28.3	28.1	35.5	38.6	32.1	
no	19.7	26.8	29.2	34.3	26.7	
yes	23.9	25.1	21.5	19.9	22.8	
YES!	28.1	19.9	13.8	7.1	18.4	
N of Valid	623	462	465	396	1946	
N of Miss	96	135	72	28	331	

Table 181: I'd like to get out of my neighborhood.





Response	6	8	10	12	Total	
NO!	48.5	42.0	31.4	21.2	37.3	
no	19.5	26.7	31.2	35.9	27.3	
yes	13.4	17.4	20.9	24.2	18.3	
YES!	18.6	13.9	16.6	18.7	17.0	
N of Valid	625	460	465	396	1946	
N of Miss	94	137	72	28	331	

Table 182: There are people in my neighborhood who are proud of me when I do something well.





Response	6	8	10	12	Total	
NO!	25.2	22.6	30.3	30.5	26.9	
no	14.1	25.5	27.9	28.2	23.0	
yes	30.7	28.8	29.7	29.2	29.7	
YES!	30.0	23.1	12.1	12.1	20.4	
N of Valid	623	451	462	397	1933	
N of Miss	96	146	75	27	344	

Table 183: There are people in my neighborhood who encourage me to do my best.





Response	6	8	10	12	Total	
NO!	21.1	20.4	26.5	30.4	24.1	
no	13.4	21.1	26.3	26.1	20.8	
yes	29.7	32.5	28.7	31.1	30.4	
YES!	35.8	25.9	18.5	12.4	24.6	
N of Valid	629	455	460	395	1939	
N of Miss	90	142	77	29	338	

Table 184: I feel safe in my neighborhood.





Response	6	8	10	12	Total	
NO!	16.9	13.7	13.9	12.4	14.5	
no	11.8	14.3	16.2	14.0	13.9	
yes	26.8	33.3	38.7	48.5	35.6	
YES!	44.6	38.8	31.2	25.1	36.1	
N of Valid	628	454	462	394	1938	
N of Miss	91	143	75	30	339	

Table 185: Which of the following activities for people your age are available in your community? sports teams?



Response	6	8	10	12	Total	
No	19.8	17.7	23.5	22.4	20.7	
Yes	80.2	82.3	76.5	77.6	79.3	
N of Valid	630	457	464	397	1948	
N of Miss	89	140	73	27	329	

Table 186: Which of the following activities for people your age are available in your community? scouting?



Response	6	8	10	12	Total	
No	45.1	48.3	57.0	47.8	49.3	
Yes	54.9	51.7	43.0	52.2	50.7	
N of Valid	614	453	456	395	1918	
N of Miss	105	144	81	29	359	

Table 187: Which of the following activities for people your age are available in your community? boys and girls clubs?

Response	6	8	10	12	Total
No	44.1	38.9	45.4	45.0	43.4
Yes	55.9	61.1	54.6	55.0	56.6
N of Valid	610	455	460	393	1918
N of Miss	109	142	77	31	359

Table 188: Which of the following activities for people your age are available in your community? 4-H clubs?

Response	6	8	10	12	Total
No	64.4	57.0	68.2	60.3	62.7
Yes	35.6	43.0	31.8	39.7	37.3
N of Valid	604	444	456	390	1894
N of Miss	115	153	81	34	383

Table 189: Which of the following activities for people your age are available in your community? service clubs?

Response	6	8	10	12	Total
No	60.1	49.3	52.8	44.8	52.6
Yes	39.9	50.7	47.2	55.2	47.4
N of Valid	604	440	453	391	1888
N of Miss	115	157	84	33	389

Table 190: If a kid smoked marijuana in your neighborhood would he or she be caught by the police?

Response	6	8	10	12	Total
NO!	16.6	19.5	30.3	27.2	22.7
no	15.8	30.6	41.8	47.8	31.9
yes	21.7	25.9	15.6	17.2	20.3
YES!	45.9	23.9	12.3	7.7	25.1
N of Valid	627	451	455	389	1922
N of Miss	92	146	82	35	355

Table 191: If a kid drank some beer, wine or hard liquor (for example, vodka, whiskey, or gin) in your neighborhood would he or she be caught by the police?

Response	6	8	10	12	Total
NO!	21.5	25.2	35.5	32.0	27.8
no	21.5	36.4	40.4	51.8	35.6
yes	20.4	21.9	15.6	11.3	17.8
YES!	36.6	16.5	8.6	4.9	18.9
N of Valid	628	448	456	388	1920
N of Miss	91	149	81	36	357

Table 192: If a kid carried a handgun in your neighborhood would he or she be caught by the police?

Response	6	8	10	12	Total
NO!	15.8	17.5	27.9	25.1	21.0
no	13.9	19.8	31.0	40.8	24.8
yes	20.1	31.2	22.0	20.4	23.2
YES!	50.2	31.5	19.1	13.7	31.1
N of Valid	627	445	455	387	1914
N of Miss	92	152	82	37	363

Table 193: If you wanted to get some cigarettes, how easy would it be for you to get some?





Response	6	8	10	12	Total	
Very hard	73.3	52.9	27.6	12.9	45.4	
Sort of hard	6.3	13.3	10.9	6.2	9.0	
Sort of easy	9.7	16.1	22.4	20.6	16.4	
Very easy	10.7	17.6	39.1	60.4	29.2	
N of Valid	619	442	450	389	1900	
N of Miss	100	155	87	35	377	

Table 194: If you wanted to get some beer, wine or hard liquor (for example, vodka, whiskey, or gin), how easy would it be for you to get some?





Response	6	8	10	12	Total	
Very hard	73.3	45.2	20.3	10.3	41.2	
Sort of hard	9.2	13.7	12.2	12.6	11.7	
Sort of easy	9.3	17.8	25.4	23.5	18.0	
Very easy	8.2	23.3	42.1	53.6	29.1	
N of Valid	611	438	449	388	1886	
N of Miss	108	159	88	36	391	

Table 195: If you wanted to get a drug like cocaine, LSD, or amphetamines, how easy would it be for you to get some?





Response	6	8	10	12	Total	
Very hard	89.8	80.7	66.6	53.0	74.6	
Sort of hard	3.6	9.6	14.9	19.0	10.8	
Sort of easy	3.3	4.4	8.5	15.3	7.2	
Very easy	3.4	5.3	10.0	12.7	7.3	
N of Valid	615	436	449	385	1885	
N of Miss	104	161	88	39	392	

Table 196: If you wanted to get a handgun, how easy would it be for you to get one?





Response	6	8	10	12	Total	
Very hard	73.2	63.4	49.6	31.1	56.7	
Sort of hard	7.8	13.3	13.1	21.0	13.0	
Sort of easy	8.8	8.5	17.3	21.5	13.3	
Very easy	10.2	14.9	20.0	26.4	16.9	
N of Valid	615	437	450	386	1888	
N of Miss	104	160	87	38	389	

Table 197: If you wanted to get some marijuana, how easy would it be for you to get some?





Response	6	8	10	12	Total	
Very hard	86.3	72.1	39.1	21.3	58.5	
Sort of hard	3.9	8.2	7.1	8.6	6.6	
Sort of easy	3.8	6.8	14.7	20.0	10.4	
Very easy	6.0	12.8	39.1	50.1	24.5	
N of Valid	613	438	448	385	1884	
N of Miss	106	159	89	39	393	

Table 198: During the past 12 months, have you participated in any alcohol prevention programs or seen any alcohol prevention messages in your school or community?
Yes, a school-based program focused on preventing underage drinking and/or drinking and driving.



Response	6	8	10	12	Total	
No	65.6	72.7	83.2	84.4	75.1	
Yes	34.4	27.3	16.8	15.6	24.9	
N of Valid	719	597	537	424	2277	
N of Miss	0	0	0	0	0	

Table 199: During the past 12 months, have you participated in any alcohol prevention programs or seen any alcohol prevention messages in your school or community? Yes, a community-based program focused on preventing underage drinking and/or drinking and driving (for example, through your church or temple or through youth groups like Boys and Girls Club or 4-H).



Response	6	8	10	12	Total	
No	90.3	94.1	92.0	94.6	92.5	
Yes	9.7	5.9	8.0	5.4	7.5	
N of Valid	719	597	537	424	2277	
N of Miss	0	0	0	0	0	

Table 200: During the past 12 months, have you participated in any alcohol prevention programs or seen any alcohol prevention messages in your school or community? Yes, a media campaign addressing underage drinking and/or drinking and driving (for example, newspaper ads, posters, pamphlets, radio, TV).



Response	6	8	10	12	Total	
No	75.2	90.8	89.2	87.5	84.9	
Yes	24.8	9.2	10.8	12.5	15.1	
N of Valid	719	597	537	424	2277	
N of Miss	0	0	0	0	0	

Table 201: During the past 12 months, have you participated in any alcohol prevention programs or seen any alcohol prevention messages in your school or community? No



Response	6	8	10	12	Total	
No	65.9	63.1	48.8	38.7	56.1	
Yes	34.1	36.9	51.2	61.3	43.9	
N of Valid	719	597	537	424	2277	
N of Miss	0	0	0	0	0	

Table 202: How wrong do your parents feel it would be for YOU to: drink beer, wine or hard liquor (for example, vodka, whiskey or gin) regularly?





Response	6	8	10	12	Total	
Very wrong	93.9	81.1	69.3	60.6	78.3	
Wrong	3.1	9.3	14.4	20.1	10.7	
A little bit wrong	2.1	6.8	12.6	15.7	8.4	
Not wrong at all	1.0	2.8	3.6	3.7	2.6	
N of Valid	620	429	443	383	1875	
N of Miss	99	168	94	41	402	

Table 203: How wrong do your parents feel it would be for YOU to: smoke cigarettes?





Response	6	8	10	12	Total	
Very wrong	94.7	90.7	81.0	71.7	85.8	
Wrong	2.9	5.8	10.9	16.5	8.2	
A little bit wrong	1.6	1.6	5.7	8.4	4.0	
Not wrong at all	0.8	1.9	2.5	3.4	2.0	
N of Valid	617	430	442	382	1871	
N of Miss	102	167	95	42	406	

Table 204: How wrong do your parents feel it would be for YOU to: smoke marijuana?





Response	6	8	10	12	Total	
Very wrong	98.0	93.9	88.2	87.7	92.7	
Wrong	1.5	3.5	5.4	7.3	4.1	
A little bit wrong	0.3	0.9	3.8	3.4	1.9	
Not wrong at all	0.2	1.6	2.5	1.6	1.3	
N of Valid	614	428	442	382	1866	
N of Miss	105	169	95	42	411	

Table 205: How wrong do your parents feel it would be for YOU to: steal something worth more than \$5?





Response	6	8	10	12	Total	
Very wrong	89.7	88.5	85.9	86.4	87.9	
Wrong	7.9	8.4	9.1	10.5	8.8	
A little bit wrong	1.4	1.9	2.5	1.8	1.9	
Not wrong at all	1.0	1.2	2.5	1.3	1.4	
N of Valid	621	427	439	382	1869	
N of Miss	98	170	98	42	408	

Table 206: How wrong do your parents feel it would be for YOU to: draw graffiti, write things, or draw pictures on buildings or other property (without the owner's permission)?





Response	6	8	10	12	Total	
Very wrong	91.8	89.8	81.6	84.8	87.5	
Wrong	5.3	5.1	11.6	11.0	7.9	
A little bit wrong	1.8	2.8	5.0	3.1	3.0	
Not wrong at all	1.1	2.3	1.8	1.0	1.5	
N of Valid	619	431	441	381	1872	
N of Miss	100	166	96	43	405	

Table 207: How wrong do your parents feel it would be for YOU to: pick a fight with someone?





Response	6	8	10	12	Total	
Very wrong	72.5	63.3	59.7	62.1	65.3	
Wrong	16.6	20.0	19.2	22.1	19.1	
A little bit wrong	7.9	12.1	16.3	13.4	12.0	
Not wrong at all	3.1	4.6	4.8	2.4	3.7	
N of Valid	621	431	442	380	1874	
N of Miss	98	166	95	44	403	

Table 208: During the past 12 months, have you talked with at least one of your parents about the dangers of underage drinking and/or drinking and driving? By parents, we mean either your biological parents, adoptive parents, stepparents, or adult guardians - whether or not they live with you.



Response	6	8	10	12	Total	
No	43.6	55.1	53.9	55.9	51.2	
Yes	56.4	44.9	46.1	44.1	48.8	
N of Valid	592	410	434	374	1810	
N of Miss	127	187	103	50	467	

Table 209: Have any of your brothers or sisters ever: drunk beer, wine or hard liquor (for example, vodka, whiskey or gin)?




Response	6	8	10	12	Total	
No	73.9	55.0	35.2	33.9	52.3	
Yes	21.9	38.7	59.8	60.3	42.5	
I don't have any brothers or sisters	4.2	6.3	5.0	5.8	5.2	
N of Valid	616	431	440	380	1867	
N of Miss	103	166	97	44	410	

Table 210: Have any of your brothers or sisters ever: smoked marijuana?




Response	6	8	10	12	Total	
No	91.7	76.9	56.5	56.1	72.7	
Yes	4.2	16.2	38.3	37.8	21.9	
I don't have any brothers or sisters	4.1	6.9	5.2	6.1	5.4	
N of Valid	612	433	441	378	1864	
N of Miss	107	164	96	46	413	

Table 211: Have any of your brothers or sisters ever: smoked cigarettes?




Response	6	8	10	12	Total	
No	77.8	67.7	50.2	52.0	63.7	
Yes	18.1	25.6	44.5	41.7	30.9	
I don't have any brothers or sisters	4.1	6.7	5.2	6.3	5.4	
N of Valid	613	433	440	379	1865	
N of Miss	106	164	97	45	412	

Table 212: Have any of your brothers or sisters ever: taken a handgun to school?




Response	6	8	10	12	Total	
No	93.8	89.7	91.1	90.7	91.6	
Yes	2.1	4.0	3.9	3.4	3.2	
I don't have any brothers or sisters	4.1	6.3	5.0	5.8	5.2	
N of Valid	610	429	439	378	1856	
N of Miss	109	168	98	46	421	

Table 213: Have any of your brothers or sisters ever: been suspended or expelled from school?




Response	6	8	10	12	Total	
No	67.7	60.8	49.0	54.4	58.9	
Yes	28.1	32.2	45.8	40.1	35.7	
I don't have any brothers or sisters	4.3	7.0	5.2	5.5	5.4	
N of Valid	609	429	441	379	1858	
N of Miss	110	168	96	45	419	

Table 214: The rules in my family are clear.


Response	6	8	10	12	Total	
NO!	6.7	3.7	6.4	4.2	5.4	
no	5.6	7.5	12.3	6.6	7.8	
yes	23.2	37.1	41.2	41.0	34.3	
YES!	64.5	51.7	40.1	48.1	52.5	
N of Valid	612	429	439	378	1858	
N of Miss	107	168	98	46	419	

Table 215: People in my family often insult or yell at each other.


Response	6	8	10	12	Total	
NO!	31.7	29.0	18.3	27.2	27.0	
no	25.5	33.7	36.5	35.4	32.0	
yes	23.3	26.0	29.2	22.2	25.1	
YES!	19.5	11.2	16.0	15.1	15.9	
N of Valid	605	427	438	378	1848	
N of Miss	114	170	99	46	429	

Table 216: When I am not at home, one of my parents knows where I am and who I am with.


Response	6	8	10	12	Total	
NO!	5.6	3.1	6.6	4.2	5.0	
no	5.8	4.7	8.5	6.1	6.2	
yes	19.1	27.7	42.6	37.8	30.5	
YES!	69.6	64.5	42.3	51.9	58.3	
N of Valid	608	422	437	378	1845	
N of Miss	111	175	100	46	432	

Table 217: We argue about the same things in my family over and over.

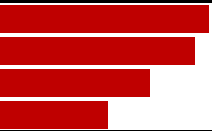
Response	6	8	10	12	Total	
NO!	46.3	32.5	21.0	22.2	32.2	
no	24.4	30.7	33.5	33.9	29.9	
yes	15.2	23.8	27.3	26.7	22.4	
YES!	14.2	13.0	18.2	17.2	15.5	
N of Valid	607	424	439	378	1848	
N of Miss	112	173	98	46	429	

Table 218: If you drank some beer or wine or liquor (for example, vodka, whiskey, or gin) without your parents' permission, would you be caught by your parents?


Response	6	8	10	12	Total	
NO!	11.4	18.0	26.8	27.3	19.8	
no	4.8	18.5	36.5	42.1	23.0	
yes	14.1	20.3	16.9	16.1	16.6	
YES!	69.7	43.2	19.9	14.5	40.6	
N of Valid	604	428	433	373	1838	
N of Miss	115	169	104	51	439	

Table 219: My family has clear rules about alcohol and drug use.


Response	6	8	10	12	Total	
NO!	5.8	5.2	7.6	5.9	6.1	
no	3.6	8.5	14.6	12.9	9.2	
yes	14.5	23.5	30.8	32.0	24.0	
YES!	76.1	62.8	47.0	49.2	60.7	
N of Valid	606	425	432	372	1835	
N of Miss	113	172	105	52	442	

Table 220: If you carried a handgun without your parents' permission, would you be caught by your parents?

Response	6	8	10	12	Total
NO!	9.1	9.7	16.8	15.8	12.4
no	3.8	9.0	18.2	23.1	12.3
yes	11.9	20.1	20.3	21.5	17.7
YES!	75.2	61.1	44.8	39.7	57.6
N of Valid	604	422	429	368	1823
N of Miss	115	175	108	56	454

Table 221: If you skipped school would you be caught by your parents?

Response	6	8	10	12	Total
NO!	7.1	8.6	17.1	16.7	11.7
no	4.6	11.6	24.4	29.4	15.9
yes	13.9	23.5	22.5	21.3	19.6
YES!	74.3	56.3	36.1	32.6	52.7
N of Valid	604	421	427	371	1823
N of Miss	115	176	110	53	454

Table 222: Do you feel very close to your mother?

Response	6	8	10	12	Total
NO!	4.0	5.8	8.5	10.5	6.8
no	4.2	8.2	14.2	10.8	8.8
yes	14.0	26.1	26.0	30.8	23.1
YES!	77.8	60.0	51.3	47.8	61.4
N of Valid	599	417	423	370	1809
N of Miss	120	180	114	54	468

Table 223: Do you share your thoughts and feelings with your mother?





Response	6	8	10	12	Total	
NO!	12.2	8.3	16.6	15.9	13.1	
no	11.0	21.5	22.6	23.0	18.5	
yes	20.7	27.8	28.0	30.8	26.1	
YES!	56.2	42.4	32.8	30.3	42.3	
N of Valid	600	410	421	370	1801	
N of Miss	119	187	116	54	476	

Table 224: My parents ask me what I think before most family decisions affecting me are made.





Response	6	8	10	12	Total	
NO!	13.3	10.3	18.0	17.1	14.5	
no	14.6	23.0	26.3	25.3	21.5	
yes	26.0	32.8	34.6	35.9	31.6	
YES!	46.1	33.8	21.1	21.7	32.4	
N of Valid	596	408	422	368	1794	
N of Miss	123	189	115	56	483	

Table 225: Do you share your thoughts and feelings with your father?





Response	6	8	10	12	Total	
NO!	26.9	22.2	33.5	30.0	28.0	
no	16.7	23.0	25.9	27.5	22.5	
yes	19.9	26.2	21.9	25.6	23.0	
YES!	36.5	28.6	18.8	16.9	26.5	
N of Valid	592	405	421	367	1785	
N of Miss	127	192	116	57	492	

Table 226: Do you enjoy spending time with your mother?

Response	6	8	10	12	Total	
NO!	5.0	5.6	6.6	7.4	6.0	
no	4.3	6.8	10.0	8.5	7.1	
yes	20.2	33.0	37.7	41.8	31.6	
YES!	70.5	54.5	45.7	42.3	55.3	
N of Valid	600	409	422	366	1797	
N of Miss	119	188	115	58	480	

Table 227: Do you enjoy spending time with your father?

Response	6	8	10	12	Total	
NO!	11.1	11.8	21.9	20.0	15.6	
no	5.4	10.8	11.2	10.4	9.0	
yes	21.7	28.6	31.8	41.9	29.8	
YES!	61.8	48.8	35.2	27.7	45.6	
N of Valid	594	406	421	365	1786	
N of Miss	125	191	116	59	491	

Table 228: If I had a personal problem, I could ask my mom or dad for help.

Response	6	8	10	12	Total	
NO!	6.5	9.3	12.4	14.1	10.1	
no	3.2	11.0	14.3	14.7	9.9	
yes	20.9	24.7	32.1	35.1	27.3	
YES!	69.3	55.0	41.3	36.1	52.7	
N of Valid	597	409	421	368	1795	
N of Miss	122	188	116	56	482	

Table 229: Do you feel very close to your father?

Response	6	8	10	12	Total	
NO!	11.9	14.9	25.1	24.3	18.2	
no	11.0	16.1	18.7	18.3	15.5	
yes	21.4	25.3	24.6	32.2	25.3	
YES!	55.8	43.7	31.6	25.1	41.0	
N of Valid	590	403	418	366	1777	
N of Miss	129	194	119	58	500	

Table 230: My parents give me lots of chances to do fun things with them.

Response	6	8	10	12	Total	
NO!	6.5	7.2	15.9	14.4	10.5	
no	8.0	14.9	24.7	24.8	16.9	
yes	25.4	32.5	33.7	36.5	31.2	
YES!	60.0	45.4	25.7	24.3	41.3	
N of Valid	598	403	421	367	1789	
N of Miss	121	194	116	57	488	

Table 231: My parents ask if I've gotten my homework done.

Response	6	8	10	12	Total	
NO!	3.2	5.5	10.4	12.7	7.4	
no	2.2	5.3	13.0	18.7	8.8	
yes	15.6	31.3	28.4	34.4	26.0	
YES!	79.0	58.0	48.1	34.1	57.8	
N of Valid	601	400	422	369	1792	
N of Miss	118	197	115	55	485	

Table 232: People in my family have serious arguments.

Response	6	8	10	12	Total	
NO!	38.2	30.0	21.3	27.4	30.2	
no	27.1	43.0	41.0	42.1	37.0	
yes	16.3	15.5	21.1	19.0	17.8	
YES!	18.4	11.5	16.5	11.4	15.0	
N of Valid	594	400	417	368	1779	
N of Miss	125	197	120	56	498	

Table 233: Would your parents know if you did not come home on time?

Response	6	8	10	12	Total	
NO!	6.5	5.6	8.1	8.7	7.1	
no	6.5	9.3	16.9	12.0	10.7	
yes	17.5	31.8	32.0	37.6	28.2	
YES!	69.6	53.3	43.0	41.7	54.0	
N of Valid	601	396	419	367	1783	
N of Miss	118	201	118	57	494	

Table 234: It is important to be honest with your parents, even if they become upset or you get punished.

Response	6	8	10	12	Total	
NO!	3.7	5.0	7.7	8.2	5.8	
no	2.3	5.5	10.1	12.3	6.9	
yes	17.7	31.9	35.1	36.2	28.7	
YES!	76.3	57.5	47.1	43.3	58.5	
N of Valid	600	398	416	367	1781	
N of Miss	119	199	121	57	496	

Table 235: My parents notice when I am doing a good job and let me know about it.

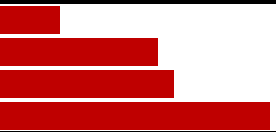
Response	6	8	10	12	Total	
Never or Almost Never	6.2	6.1	9.8	8.7	7.5	
Sometimes	20.0	18.4	27.6	31.4	23.8	
Often	23.0	27.0	28.1	29.2	26.4	
All the time	50.8	48.4	34.5	30.6	42.3	
N of Valid	599	407	420	366	1792	
N of Miss	120	190	117	58	485	

Table 236: How often do your parents tell you they're proud of you for something you've done?


Response	6	8	10	12	Total	
Never or Almost Never	5.0	7.7	10.6	11.6	8.3	
Sometimes	17.9	18.7	26.4	26.5	21.8	
Often	25.5	28.1	30.0	32.6	28.6	
All the time	51.6	45.5	32.9	29.3	41.3	
N of Valid	599	402	416	362	1779	
N of Miss	120	195	121	62	498	

Table 237: How many brothers and sisters, including stepbrothers and stepsisters, do you have that are younger than you?

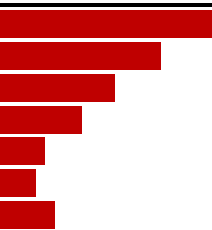
Response	6	8	10	12	Total	
0	31.7	34.7	32.3	32.0	32.6	
1	26.1	24.3	22.0	24.0	24.3	
2	15.8	16.6	16.3	18.2	16.6	
3	11.2	10.7	11.5	11.6	11.2	
4	6.3	3.2	5.5	4.4	5.0	
5	3.6	3.7	3.3	3.3	3.5	
6 or more	5.4	6.7	9.1	6.6	6.8	
N of Valid	590	403	418	363	1774	
N of Miss	129	194	119	61	503	

Table 238: How many brothers and sisters, including stepbrothers and stepsisters, do you have that are older than you?








Response	6	8	10	12	Total	
0	24.2	29.3	24.5	28.9	26.3	
1	23.3	23.3	21.3	28.6	23.9	
2	17.6	19.5	19.2	14.7	17.8	
3	11.2	10.5	13.9	10.6	11.6	
4	6.9	5.0	7.4	5.7	6.3	
5	6.0	3.8	3.8	5.4	4.9	
6 or more	10.7	8.8	9.8	6.0	9.1	
N of Valid	596	400	417	367	1780	
N of Miss	123	197	120	57	497	

Table 239: Have you changed homes in the past year (the last 12 months)?



Response	6	8	10	12	Total	
No	70.1	71.8	72.8	81.5	73.5	
Yes	29.9	28.2	27.2	18.5	26.5	
N of Valid	596	397	416	367	1776	
N of Miss	123	200	121	57	501	

Table 240: How many times have you changed homes since kindergarten?






Response	6	8	10	12	Total	
Never	33.6	32.3	24.1	27.2	29.7	
1 or 2 times	32.9	32.6	31.1	31.0	32.0	
3 or 4 times	17.3	18.3	21.4	21.7	19.4	
5 or 6 times	7.8	9.9	11.6	11.1	9.9	
7 or more times	8.5	6.9	11.8	9.0	9.0	
N of Valid	590	393	415	368	1766	
N of Miss	129	204	122	56	511	

Table 241: Have you changed schools (including changing from elementary to middle and middle to high school) in the past year?



Response	6	8	10	12	Total	
No	57.3	53.4	37.0	78.1	56.0	
Yes	42.7	46.6	63.0	21.9	44.0	
N of Valid	588	388	411	366	1753	
N of Miss	131	209	126	58	524	

Table 242: How many times have you changed schools since kindergarten (including changing from elementary to middle and middle to high school)?






Response	6	8	10	12	Total	
Never	40.2	18.6	21.8	18.8	26.6	
1 or 2 times	27.8	39.7	20.6	23.1	27.7	
3 or 4 times	20.3	27.8	29.8	30.7	26.4	
5 or 6 times	8.5	7.5	19.6	20.7	13.4	
7 or more times	3.2	6.4	8.2	6.8	5.9	
N of Valid	590	388	413	368	1759	
N of Miss	129	209	124	56	518	

Table 243: Has anyone in your family ever had severe alcohol or drug problems?



Response	6	8	10	12	Total	
No	69.4	62.9	52.4	58.0	61.6	
Yes	30.6	37.1	47.6	42.0	38.4	
N of Valid	591	388	412	367	1758	
N of Miss	128	209	125	57	519	

Table 244: About how many adults (over 21) have you known personally who in the past year have: used marijuana, crack, cocaine, or other drugs?






Response	6	8	10	12	Total	
0	71.7	66.0	44.7	39.5	57.4	
1	12.3	16.1	13.5	16.4	14.3	
2	7.4	6.6	11.6	14.0	9.6	
3-4	4.2	4.6	12.3	12.1	7.8	
5+	4.4	6.6	17.9	18.1	10.9	
N of Valid	594	391	414	365	1764	
N of Miss	125	206	123	59	513	

Table 245: About how many adults (over 21) have you known personally who in the past year have: sold or dealt drugs?






Response	6	8	10	12	Total	
0	81.3	73.8	53.3	56.6	67.9	
1	9.7	12.6	12.8	11.5	11.4	
2	2.7	5.9	12.1	11.3	7.4	
3-4	3.1	3.6	8.7	8.8	5.7	
5+	3.2	4.1	13.1	11.8	7.5	
N of Valid	589	390	413	364	1756	
N of Miss	130	207	124	60	521	

Table 246: About how many adults (over 21) have you known personally who in the past year have: done other things that could get them in trouble with the police, like stealing, selling stolen goods, mugging or assaulting others, etc.?






Response	6	8	10	12	Total	
0	71.7	64.8	51.0	54.3	61.7	
1	15.2	16.5	14.7	13.5	15.0	
2	3.9	7.7	13.3	8.5	7.9	
3-4	3.9	3.3	7.7	9.4	5.8	
5+	5.2	7.7	13.3	14.3	9.6	
N of Valid	591	389	414	363	1757	
N of Miss	128	208	123	61	520	

Table 247: About how many adults (over 21) have you known personally who in the past year have: gotten drunk or high?










Response	6	8	10	12	Total	
0	55.1	42.1	26.9	23.2	38.9	
1	18.0	15.1	12.8	14.2	15.4	
2	9.7	12.3	13.6	13.7	12.0	
3-4	8.5	9.7	11.1	11.7	10.1	
5+	8.7	20.8	35.6	37.2	23.6	
N of Valid	588	390	413	366	1757	
N of Miss	131	207	124	58	520	

Table 248: How honest were you in filling out this survey?

Response	6	8	10	12	Total	
I was very honest	87.4	84.7	79.4	83.5	84.1	
I was honest pretty much of the time	9.6	12.2	17.7	12.7	12.8	
I was honest some of the time	2.0	2.5	1.9	2.7	2.2	
I was honest once in a while	1.0	0.5	0.9	1.1	0.9	
I was not honest at all	0.0	0.0	0.0	0.0	0.0	
N of Valid	594	393	423	370	1780	
N of Miss	125	204	114	54	497	