

# 2008 APNA

Arkansas Prevention Needs Assessment Student Survey



Johnson County Frequency Distribution Report

Office of Alcohol and Drug Abuse Prevention  
Division of Behavioral Health Services  
Arkansas Department of Human Services  
March 2009

## Contents

### 1 INTRODUCTION

12

### 2 PERCENTAGE TABLES

17

## List of Tables

1	Sex . . . . .	18
2	Age . . . . .	18
3	Are you Hispanic or Latino? . . . . .	18
4	What is your race? Black or African American . . . . .	19
5	What is your race? Asian . . . . .	19
6	What is your race? American Indian . . . . .	19
7	What is your race? Alaska Native . . . . .	19
8	What is your race? White . . . . .	20
9	What is your race? Native Hawaiian or Other Pacific Islander . . . . .	20
10	What is your race? Other . . . . .	20
11	What is the highest level of schooling completed by your mother or father? . . . . .	21
12	Think of where you live most of the time. Which of the following people live there with you? Mother . . . . .	21
13	Think of where you live most of the time. Which of the following people live there with you? Stepmother . . . . .	21
14	Think of where you live most of the time. Which of the following people live there with you? Foster Mother . . . . .	22
15	Think of where you live most of the time. Which of the following people live there with you? Grandmother . . . . .	22
16	Think of where you live most of the time. Which of the following people live there with you? Aunt . . . . .	22
17	Think of where you live most of the time. Which of the following people live there with you? Father . . . . .	22

18	Think of where you live most of the time. Which of the following people live there with you? Stepfather . . . . .	23
19	Think of where you live most of the time. Which of the following people live there with you? Foster Father . . . . .	23
20	Think of where you live most of the time. Which of the following people live there with you? Grandfather . . . . .	23
21	Think of where you live most of the time. Which of the following people live there with you? Uncle . . . . .	23
22	Think of where you live most of the time. Which of the following people live there with you? Other Adults . . . . .	24
23	Think of where you live most of the time. Which of the following people live there with you? Brother(s) . . . . .	24
24	Think of where you live most of the time. Which of the following people live there with you? Stepbrother(s) . . . . .	24
25	Think of where you live most of the time. Which of the following people live there with you? Sister(s) . . . . .	24
26	Think of where you live most of the time. Which of the following people live there with you? Stepsister(s) . . . . .	25
27	Think of where you live most of the time. Which of the following people live there with you? Other Children . . . . .	25
28	In my school, students have lots of chances to help decide things like class activities and rules. . . . .	25
29	Teachers ask me to work on special classroom projects. . . . .	26
30	My teacher(s) notices when I am doing a good job and lets me know about it. . . . .	26
31	There are lots of chances for students in my school to get involved in sports, clubs, and other school activities outside of class. . . .	26
32	There are lots of chances for students in my school to talk with a teacher one-on-one. . . . .	27

33	I feel safe at my school. . . . .	27
34	The school lets my parents know when I have done something well. . . . .	27
35	My teachers praise me when I work hard in school. . . . .	28
36	Are your school grades better than the grades of most students in your class? . . . . .	28
37	I have lots of chances to be part of class discussions or activities. . . . .	28
38	Now thinking back over the past year in school, how often did you: enjoy being in school? . . . . .	29
39	Now thinking back over the past year in school, how often did you: hate being in school? . . . . .	29
40	Now thinking back over the past year in school, how often did you: try to do your best work in school? . . . . .	29
41	How often do you feel that the school work you are assigned is meaningful and important? . . . . .	30
42	Putting them all together, what were your grades like last year? . . . . .	30
43	How important do you think the things you are learning in school are going to be for your later life? . . . . .	30
44	How interesting are most of your courses to you? . . . . .	31
45	During the LAST FOUR WEEKS how many whole days of school have you missed because you skipped or 'cut'? . . . . .	31
46	Think of your four best friends (the friends you feel closest to). In the past year (12 months), how many of your best friends have: participated in clubs, organizations or activities at school? . . . .	31
47	Think of your four best friends (the friends you feel closest to). In the past year (12 months), how many of your best friends have: smoked cigarettes? . . . . .	32

48	Think of your four best friends (the friends you feel closest to). In the past year (12 months), how many of your best friends have: tried beer, wine or hard liquor (for example, vodka, whiskey, or gin) when their parents didn't know about it? . . . . .	32
49	Think of your four best friends (the friends you feel closest to). In the past year (12 months), how many of your best friends have: made a commitment to stay drug-free? . . . . .	32
50	Think of your four best friends (the friends you feel closest to). In the past year (12 months), how many of your best friends have: used marijuana? . . . . .	33
51	Think of your four best friends (the friends you feel closest to). In the past year (12 months), how many of your best friends have: tried to do well in school? . . . . .	33
52	Think of your four best friends (the friends you feel closest to). In the past year (12 months), how many of your best friends have: used LSD, cocaine, amphetamines, or other illegal drugs? . . . . .	33
53	Think of your four best friends (the friends you feel closest to). In the past year (12 months), how many of your best friends have: been suspended from school? . . . . .	34
54	Think of your four best friends (the friends you feel closest to). In the past year (12 months), how many of your best friends have: liked school? . . . . .	34
55	Think of your four best friends (the friends you feel closest to). In the past year (12 months), how many of your best friends have: carried a handgun? . . . . .	34
56	Think of your four best friends (the friends you feel closest to). In the past year (12 months), how many of your best friends have: sold illegal drugs? . . . . .	35
57	Think of your four best friends (the friends you feel closest to). In the past year (12 months), how many of your best friends have: regularly attended religious services? . . . . .	35

58	Think of your four best friends (the friends you feel closest to). In the past year (12 months), how many of your best friends have: stolen or tried to steal a motor vehicle such as a car or motorcycle? . . . . .	35
59	Think of your four best friends (the friends you feel closest to). In the past year (12 months), how many of your best friends have: been arrested? . . . . .	36
60	Think of your four best friends (the friends you feel closest to). In the past year (12 months), how many of your best friends have: dropped out of school? . . . . .	36
61	Think of your four best friends (the friends you feel closest to). In the past year (12 months), how many of your best friends have: been members of a gang? . . . . .	36
62	What are the chances you would be seen as cool if you: smoked cigarettes? . . . . .	37
63	What are the chances you would be seen as cool if you: worked hard at school? . . . . .	37
64	What are the chances you would be seen as cool if you: began drinking alcoholic beverages regularly, that is, at least once or twice a month? . . . . .	37
65	What are the chances you would be seen as cool if you: defended someone who was being verbally abused at school? . . . . .	38
66	What are the chances you would be seen as cool if you: smoked marijuana? . . . . .	38
67	What are the chances you would be seen as cool if you: carried a handgun? . . . . .	38
68	What are the chances you would be seen as cool if you: regularly volunteered to do community service? . . . . .	39
69	How old were you when you first: smoked marijuana? . . . . .	39
70	How old were you when you first: smoked a cigarette, even just a puff? . . . . .	40

71	How old were you when you first: had more than a sip or two of beer, wine or hard liquor (for example, vodka, whiskey, or gin)? . . . . .	40
72	How old were you when you first: began drinking alcoholic beverages regularly, that is, at least once or twice a month? . . . . .	41
73	How old were you when you first: used phenoxydine (pox, px, breeze)? . . . . .	41
74	How old were you when you first: got suspended from school? . . . . .	42
75	How old were you when you first: got arrested? . . . . .	42
76	How old were you when you first: carried a handgun? . . . . .	43
77	How old were you when you first: attacked someone with the idea of seriously hurting them? . . . . .	43
78	How old were you when you first: belonged to a gang? . . . . .	44
79	How wrong do you think it is for someone your age to: take a handgun to school? . . . . .	44
80	How wrong do you think it is for someone your age to: steal anything worth more than \$5? . . . . .	44
81	How wrong do you think it is for someone your age to: pick a fight with someone? . . . . .	45
82	How wrong do you think it is for someone your age to: attack someone with the idea of seriously hurting them? . . . . .	45
83	How wrong do you think it is for someone your age to: stay away from school all day when their parents think they are at school? . . . . .	45
84	How wrong do you think it is for someone your age to: drink beer, wine or hard liquor (for example, vodka, whiskey, or gin) regularly? . . . . .	46
85	How wrong do you think it is for someone your age to: smoke cigarettes? . . . . .	46

86	How wrong do you think it is for someone your age to: smoke marijuana? . . . . .	46
87	How wrong do you think it is for someone your age to: use LSD, cocaine, amphetamines or another illegal drug? . . . . .	47
88	At school during the past 12 months, did you receive help from the resource teacher, speech therapist or other special education teacher? . . . . .	47
89	How many times have you done the following things? done what feels good no matter what. . . . .	47
90	How many times have you done the following things? done something dangerous because someone dared you to do it. . . . .	48
91	How many times have you done the following things? done crazy things even if they are a little dangerous. . . . .	48
92	How many times in the past year (12 months) have you: been suspended from school? . . . . .	49
93	How many times in the past year (12 months) have you: carried a handgun? . . . . .	49
94	How many times in the past year (12 months) have you: sold illegal drugs? . . . . .	50
95	How many times in the past year (12 months) have you: stolen or tried to steal a motor vehicle such as a car or motorcycle? . . . . .	50
96	How many times in the past year (12 months) have you: participated in clubs, organizations or activities at school? . . . . .	51
97	How many times in the past year (12 months) have you: been arrested? . . . . .	51
98	How many times in the past year (12 months) have you: done extra work on your own for school? . . . . .	52
99	How many times in the past year (12 months) have you: attacked someone with the idea of seriously hurting them? . . . . .	52

100	How many times in the past year (12 months) have you: been drunk or high at school? . . . . .	53
101	How many times in the past year (12 months) have you: volunteered to do community service? . . . . .	53
102	How many times in the past year (12 months) have you: taken a handgun to school? . . . . .	54
103	Are you currently on probation, or assigned a probation officer with Juvenile Court? . . . . .	54
104	Have you ever belonged to a gang? . . . . .	54
105	If you have ever belonged to a gang, did that gang have a name? . . . . .	55
106	You're looking at CD's in a music store with a friend. You look up and see her slip a CD under her coat. She smiles and says 'Which one do you want? Go ahead, take it while nobody's around.' There is nobody in sight, no employees and no other customers. What would you do now? . . . . .	55
107	You are visiting another part of town, and you don't know any of the people your age there. You are walking down the street, and some teenager you don't know is walking toward you. He is about your size, and as he is about to pass you, he deliberately bumps into you and you almost lose your balance. What would you say or do? . . . . .	55
108	You are at a party at someone's house, and one of your friends offers you a drink containing alcohol. What would you say or do? . . . . .	56
109	It's 8:00 on a weeknight and you are about to go over to a friend's home when your mother asks you where you are going. You say 'Oh, just going to go hang out with some friends.' She says, 'No, you'll just get into trouble if you go out. Stay home tonight.' What would you do now? . . . . .	56
110	How often do you attend religious services or activities? . . . . .	56
111	I do the opposite of what people tell me, just to get them mad. . . . .	57
112	I like to see how much I can get away with. . . . .	57

113	I ignore rules that get in my way. . . . .	57
114	I think sometimes it's okay to cheat at school. . . . .	58
115	It is important to think before you act. . . . .	58
116	Sometimes I think that life is not worth it. . . . .	58
117	At times I think I am no good at all. . . . .	59
118	All in all, I am inclined to think that I am a failure. . . . .	59
119	In the past year, have you felt depressed or sad MOST days, even if you felt okay sometimes? . . . . .	59
120	It is all right to beat up people if they start the fight. . . . .	60
121	I think it is okay to take something without asking if you can get away with it. . . . .	60
122	Sometimes we don't know what we will do as adults, but we may have an idea. Please answer how true these statements may be for you. WHEN I AM AN ADULT I WILL: smoke cigarettes. . . . .	60
123	Sometimes we don't know what we will do as adults, but we may have an idea. Please answer how true these statements may be for you. WHEN I AM AN ADULT I WILL: drink beer, wine, or liquor. . . . .	61
124	Sometimes we don't know what we will do as adults, but we may have an idea. Please answer how true these statements may be for you. WHEN I AM AN ADULT I WILL: smoke marijuana. . . . .	61
125	Sometimes we don't know what we will do as adults, but we may have an idea. Please answer how true these statements may be for you. WHEN I AM AN ADULT I WILL: use LSD, cocaine, amphetamines or another illegal drug. . . . .	61
126	How much do you think people risk harming themselves (physically or in other ways) if they: smoked one or more packs of cigarettes per day? . . . . .	62

127	How much do you think people risk harming themselves (physically or in other ways) if they: try marijuana once or twice? . . . .	62
128	How much do you think people risk harming themselves (physically or in other ways) if they: smoke marijuana regularly? . . . .	62
129	How much do you think people risk harming themselves (physically or in other ways) if they: take one or two drinks of an alcoholic beverage (beer, wine, liquor) nearly every day? . . . .	63
130	How much do you think people risk harming themselves (physically or in other ways) if they: have five or more drinks once or twice each weekend? . . . .	63
131	On how many occasions have you had alcoholic beverages (beer, wine or hard liquor) to drink in your lifetime - more than just a few sips? . . . .	63
132	On how many occasions have you had beer, wine or hard liquor to drink during the past 30 days? . . . .	64
133	On how many occasions have you used marijuana (grass, pot) or hashish (hash, hash oil) in your lifetime? . . . .	64
134	On how many occasions have you used marijuana (grass, pot) or hashish (hash, hash oil) during the past 30 days? . . . .	65
135	On how many occasions have you used LSD or other psychedelics in your lifetime? . . . .	65
136	On how many occasions have you used LSD or other psychedelics during the past 30 days? . . . .	66
137	On how many occasions have you used cocaine or crack in your lifetime? . . . .	66
138	On how many occasions have you used cocaine or crack during the past 30 days? . . . .	67
139	On how many occasions have you sniffed glue, breathed the contents of an aerosol spray can, or inhaled other gases or sprays, in order to get high in your lifetime? . . . .	67

140	On how many occasions have you sniffed glue, breathed the contents of an aerosol spray can, or inhaled other gases or sprays, in order to get high during the past 30 days? . . . .	68
141	On how many occasions have you used phenoxydine (pox, px, breeze) in your lifetime? . . . .	68
142	On how many occasions have you used phenoxydine (pox, px, breeze) during the past 30 days? . . . .	69
143	On how many occasions have you used sedatives (tranquilizers, such as Valium or Xanax, barbiturates, or sleeping pills) without a doctor telling you to take them, in your lifetime? . . . .	69
144	On how many occasions have you used sedatives (tranquilizers, such as Valium or Xanax, barbiturates, or sleeping pills) without a doctor telling you to take them, during the past 30 days? . . . .	70
145	On how many occasions have you used Methamphetamines (meth, speed, crank, crystal meth) in your lifetime? . . . .	70
146	On how many occasions have you used Methamphetamines (meth, speed, crank, crystal meth) in the past 30 days? . . . .	71
147	On how many occasions have you used stimulants, other than Methamphetamines (such as amphetamines, Ritalin or Dexedrine) without a doctor telling you to take them, in your lifetime? . . . .	71
148	On how many occasions have you used stimulants, other than Methamphetamines (such as amphetamines, Ritalin or Dexedrine) without a doctor telling you to take them, during the past 30 days? . . . .	72
149	On how many occasions have you used heroin or other opiates in your lifetime? . . . .	72
150	On how many occasions have you used heroin or other opiates during the past 30 days? . . . .	73
151	On how many occasions have you used MDMA ('X', 'E', or ecstasy) in your lifetime? . . . .	73



152	On how many occasions have you used MDMA ('X', 'E', or ecstasy) during the past 30 days? . . . . .	74
153	On how many occasions have you taken prescription drugs (such as Valium, Xanax, Ritalin, Adderall, OxyContin, Darvocet, or sleeping pills) on your own-that is, without a doctor telling you to take them in your lifetime? . . . . .	74
154	On how many occasions have you taken prescription drugs (such as Valium, Xanax, Ritalin, Adderall, OxyContin, Darvocet, or sleeping pills) on your own-that is, without a doctor telling you to take them during the past 30 days? . . . . .	75
155	On how many occasions have you taken non-prescription medicines such as diet pills (for example, Dietac, Dexatrim or Prolamine), stay-awake pills (for example No-Doz, Vivarin, or Wake), or cough or cold medicines (robos, DXM, etc.) to get high in your lifetime? . . . . .	75
156	On how many occasions have you taken non-prescription medicines such as diet pills (for example, Dietac, Dexatrim or Prolamine), stay-awake pills (for example No-Doz, Vivarin, or Wake), or cough or cold medicines (robos, DXM, etc.) to get high during the past 30 days? . . . . .	76
157	On how many occasions have you been drunk or very high from drinking alcoholic beverages during the past 30 days? . . . . .	76
158	Think back over the last two weeks. How many times have you had five or more alcoholic drinks in a row? . . . . .	77
159	Have you ever used smokeless tobacco (chew, snuff, plug, dipping tobacco, or chewing tobacco)? . . . . .	77
160	How often have you taken smokeless tobacco during the past 30 days? . . . . .	77
161	Have you ever smoked cigarettes? . . . . .	78
162	How frequently have you smoked cigarettes during the past 30 days? . . . . .	78

163	During the last month, about how many marijuana cigarettes, or the equivalent, did you smoke a day, on the average? . . . . .	79
164	If you drank alcohol (not just a sip or taste) in the past year, how did you usually get it? . . . . .	79
165	If you drank alcohol (not just a sip or taste) in the past year, where did you usually drink it? . . . . .	80
166	If you smoked cigarettes (not just a puff or drag) in the past year, how did you usually get them? . . . . .	81
167	If you smoked cigarettes (not just a puff or drag) in the past year, where did you usually smoke them? . . . . .	82
168	During the past 30 days, how many times did you ride in a car or other vehicle driven by someone who had been drinking alcohol? . . . . .	82
169	During the past 30 days, how many times did you drive a car or other vehicle when you had been drinking alcohol? . . . . .	83
170	How wrong would most adults (over 21) in your neighborhood think it is for kids your age: to use marijuana? . . . . .	83
171	How wrong would most adults (over 21) in your neighborhood think it is for kids your age: to drink alcohol? . . . . .	83
172	How wrong would most adults (over 21) in your neighborhood think it is for kids your age: to smoke cigarettes? . . . . .	84
173	How much do each of the following statements describe your neighborhood? crime and/or drug selling . . . . .	84
174	How much do each of the following statements describe your neighborhood? fights . . . . .	84
175	How much do each of the following statements describe your neighborhood? lots of empty or abandoned buildings . . . . .	85
176	How much do each of the following statements describe your neighborhood? lots of graffiti . . . . .	85
177	If I had to move, I would miss the neighborhood I now live in. . . . .	85



178	My neighbors notice when I am doing a good job and let me know about it. . . . .	86
179	I like my neighborhood. . . . .	86
180	There are lots of adults in my neighborhood I could talk to about something important. . . . .	86
181	I'd like to get out of my neighborhood. . . . .	87
182	There are people in my neighborhood who are proud of me when I do something well. . . . .	87
183	There are people in my neighborhood who encourage me to do my best. . . . .	87
184	I feel safe in my neighborhood. . . . .	88
185	Which of the following activities for people your age are available in your community? sports teams? . . . . .	88
186	Which of the following activities for people your age are available in your community? scouting? . . . . .	88
187	Which of the following activities for people your age are available in your community? boys and girls clubs? . . . . .	89
188	Which of the following activities for people your age are available in your community? 4-H clubs? . . . . .	89
189	Which of the following activities for people your age are available in your community? service clubs? . . . . .	89
190	If a kid smoked marijuana in your neighborhood would he or she be caught by the police? . . . . .	90
191	If a kid drank some beer, wine or hard liquor (for example, vodka, whiskey, or gin) in your neighborhood would he or she be caught by the police? . . . . .	90
192	If a kid carried a handgun in your neighborhood would he or she be caught by the police? . . . . .	90

193	If you wanted to get some cigarettes, how easy would it be for you to get some? . . . . .	91
194	If you wanted to get some beer, wine or hard liquor (for example, vodka, whiskey, or gin), how easy would it be for you to get some? . . . . .	91
195	If you wanted to get a drug like cocaine, LSD, or amphetamines, how easy would it be for you to get some? . . . . .	91
196	If you wanted to get a handgun, how easy would it be for you to get one? . . . . .	92
197	If you wanted to get some marijuana, how easy would it be for you to get some? . . . . .	92
198	During the past 12 months, have you participated in any alcohol prevention programs or seen any alcohol prevention messages in your school or community? Yes, a school-based program focused on preventing underage drinking and/or drinking and driving. . . . .	92
199	During the past 12 months, have you participated in any alcohol prevention programs or seen any alcohol prevention messages in your school or community? Yes, a community-based program focused on preventing underage drinking and/or drinking and driving (for example, through your church or temple or through youth groups like Boys and Girls Club or 4-H). . . . .	93
200	During the past 12 months, have you participated in any alcohol prevention programs or seen any alcohol prevention messages in your school or community? Yes, a media campaign addressing underage drinking and/or drinking and driving (for example, newspaper ads, posters, pamphlets, radio, TV). . . . .	93
201	During the past 12 months, have you participated in any alcohol prevention programs or seen any alcohol prevention messages in your school or community? No . . . . .	93
202	How wrong do your parents feel it would be for YOU to: drink beer, wine or hard liquor (for example, vodka, whiskey or gin) regularly? . . . . .	94
203	How wrong do your parents feel it would be for YOU to: smoke cigarettes? . . . . .	94

204	How wrong do your parents feel it would be for YOU to: smoke marijuana? . . . . .	94
205	How wrong do your parents feel it would be for YOU to: steal something worth more than \$5? . . . . .	95
206	How wrong do your parents feel it would be for YOU to: draw graffiti, write things, or draw pictures on buildings or other property (without the owner's permission)? . . . . .	95
207	How wrong do your parents feel it would be for YOU to: pick a fight with someone? . . . . .	95
208	During the past 12 months, have you talked with at least one of your parents about the dangers of underage drinking and/or drinking and driving? By parents, we mean either your biological parents, adoptive parents, stepparents, or adult guardians - whether or not they live with you. . . . .	96
209	Have any of your brothers or sisters ever: drunk beer, wine or hard liquor (for example, vodka, whiskey or gin)? . . . . .	96
210	Have any of your brothers or sisters ever: smoked marijuana? . . . . .	96
211	Have any of your brothers or sisters ever: smoked cigarettes? . . . . .	97
212	Have any of your brothers or sisters ever: taken a handgun to school? . . . . .	97
213	Have any of your brothers or sisters ever: been suspended or expelled from school? . . . . .	97
214	The rules in my family are clear. . . . .	98
215	People in my family often insult or yell at each other. . . . .	98
216	When I am not at home, one of my parents knows where I am and who I am with. . . . .	98
217	We argue about the same things in my family over and over. . . . .	99

218	If you drank some beer or wine or liquor (for example, vodka, whiskey, or gin) without your parents' permission, would you be caught by your parents? . . . . .	99
219	My family has clear rules about alcohol and drug use. . . . .	99
220	If you carried a handgun without your parents' permission, would you be caught by your parents? . . . . .	100
221	If you skipped school would you be caught by your parents? . . . . .	100
222	Do you feel very close to your mother? . . . . .	100
223	Do you share your thoughts and feelings with your mother? . . . . .	101
224	My parents ask me what I think before most family decisions affecting me are made. . . . .	101
225	Do you share your thoughts and feelings with your father? . . . . .	101
226	Do you enjoy spending time with your mother? . . . . .	102
227	Do you enjoy spending time with your father? . . . . .	102
228	If I had a personal problem, I could ask my mom or dad for help. . . . .	102
229	Do you feel very close to your father? . . . . .	103
230	My parents give me lots of chances to do fun things with them. . . . .	103
231	My parents ask if I've gotten my homework done. . . . .	103
232	People in my family have serious arguments. . . . .	104
233	Would your parents know if you did not come home on time? . . . . .	104
234	It is important to be honest with your parents, even if they become upset or you get punished. . . . .	104
235	My parents notice when I am doing a good job and let me know about it. . . . .	105

236	How often do your parents tell you they're proud of you for something you've done? . . . . .	105
237	How many brothers and sisters, including stepbrothers and step-sisters, do you have that are younger than you? . . . . .	105
238	How many brothers and sisters, including stepbrothers and step-sisters, do you have that are older than you? . . . . .	106
239	Have you changed homes in the past year (the last 12 months)?	106
240	How many times have you changed homes since kindergarten? .	106
241	Have you changed schools (including changing from elementary to middle and middle to high school) in the past year? . . . . .	107
242	How many times have you changed schools since kindergarten (including changing from elementary to middle and middle to high school)? . . . . .	107
243	Has anyone in your family ever had severe alcohol or drug problems?	107
244	About how many adults (over 21) have you known personally who in the past year have: used marijuana, crack, cocaine, or other drugs? . . . . .	108
245	About how many adults (over 21) have you known personally who in the past year have: sold or dealt drugs? . . . . .	108
246	About how many adults (over 21) have you known personally who in the past year have: done other things that could get them in trouble with the police, like stealing, selling stolen goods, mugging or assaulting others, etc.? . . . .	108
247	About how many adults (over 21) have you known personally who in the past year have: gotten drunk or high? . . . . .	109
248	How honest were you in filling out this survey? . . . . .	109

## List of Figures

1	Grade Chart . . . . .	13
2	Gender Chart . . . . .	14
3	Age Chart . . . . .	15
4	Ethnic Origin Chart . . . . .	16

# 1 INTRODUCTION

This report was generated from data collected on the *2008 Arkansas Prevention Needs Assessment Student Survey*. This report contains basic frequency tables of all data collected and graphs on the selected demographic variables of grade, gender, age and ethnic origin. The graph on ethnic origin is represented as a bar chart rather than as a pie chart. This is because students were allowed to mark more than one response for ethnic origin as opposed to being allowed to mark only one response. The bars represent the percent of students who marked each of the ethnic categories.

Questions regarding the information found in this report can be directed to:

**Pride Surveys**

160 Vanderbilt Court  
Bowling Green, KY 42103  
1-800-279-6361  
[www.pridesurveys.com](http://www.pridesurveys.com)

# Grade Chart

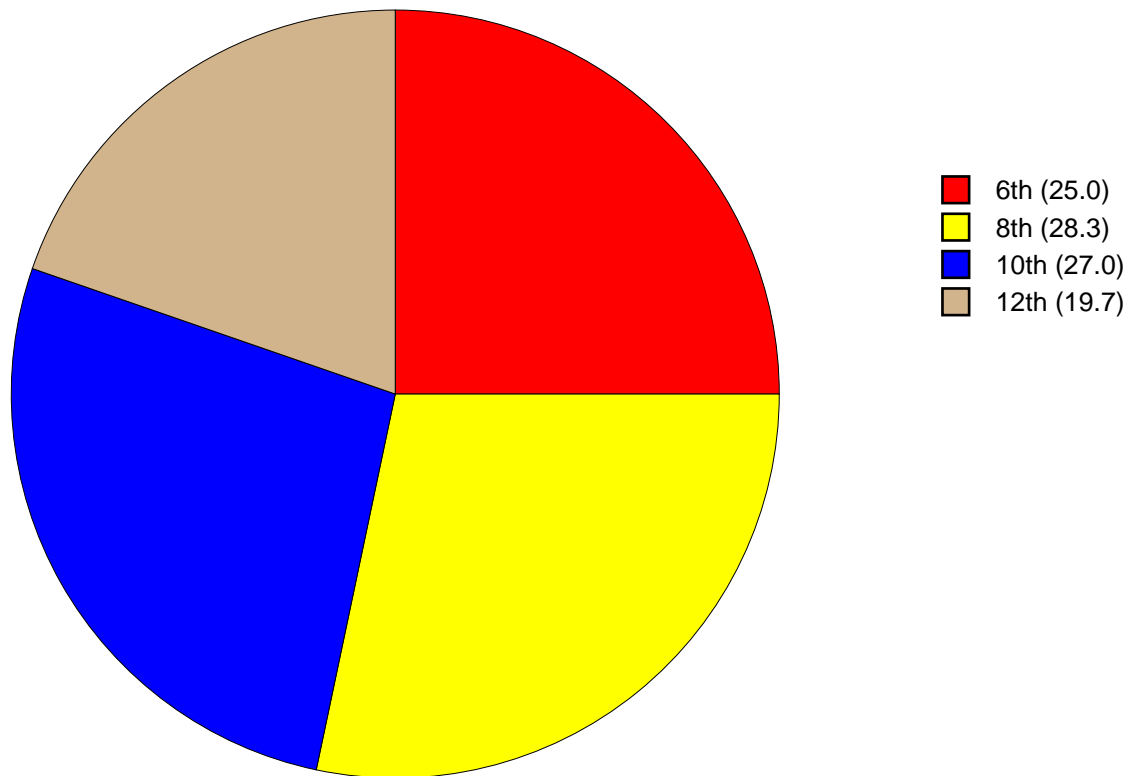


Figure 1: Grade Chart

## Gender Chart

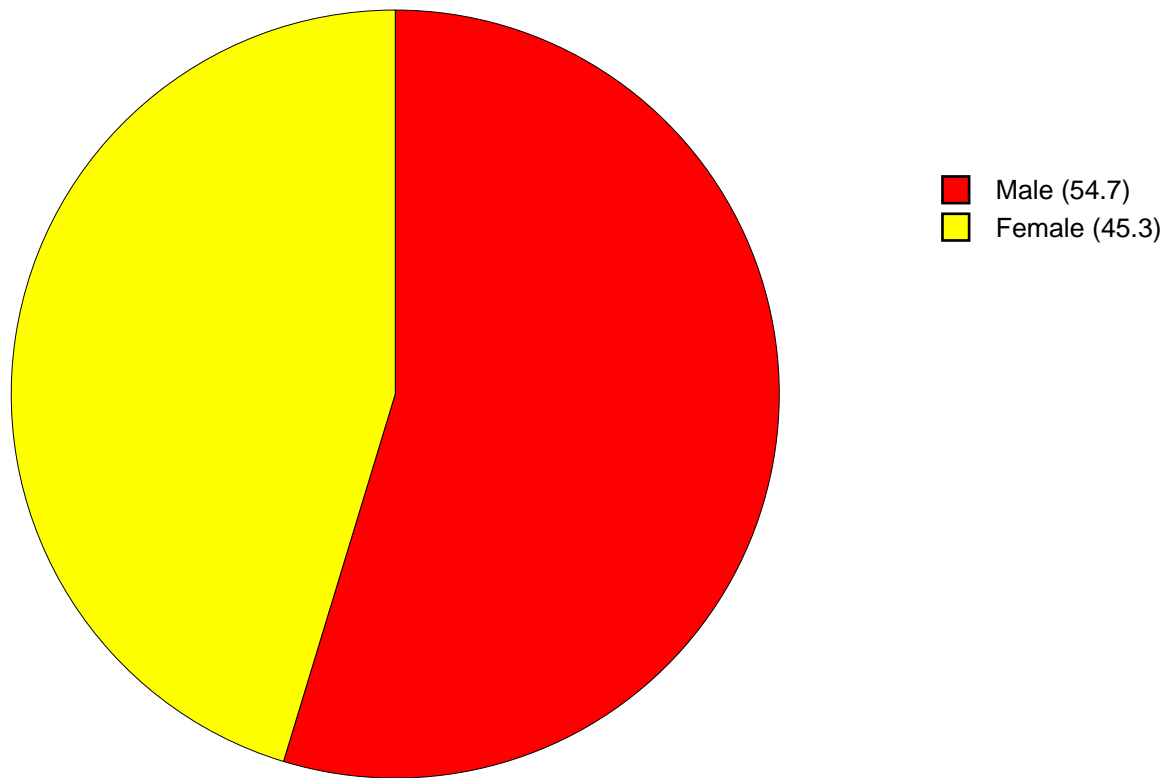


Figure 2: Gender Chart

## Age Chart

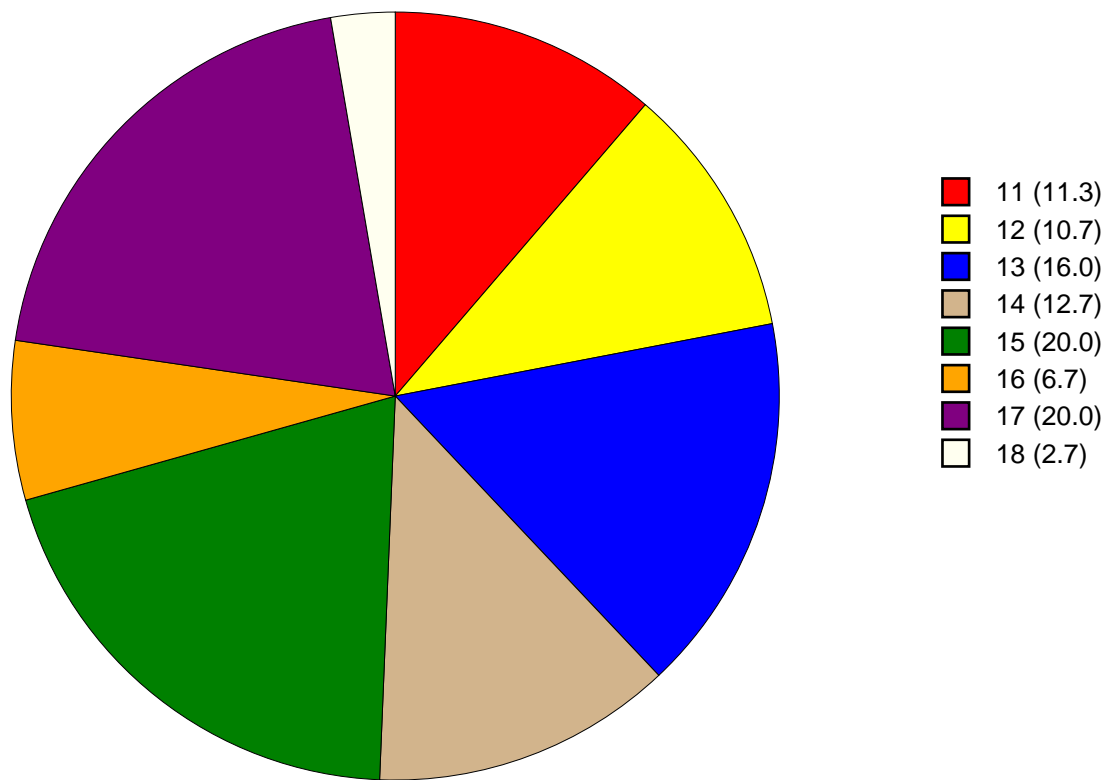


Figure 3: Age Chart



# Ethnic Origin Chart

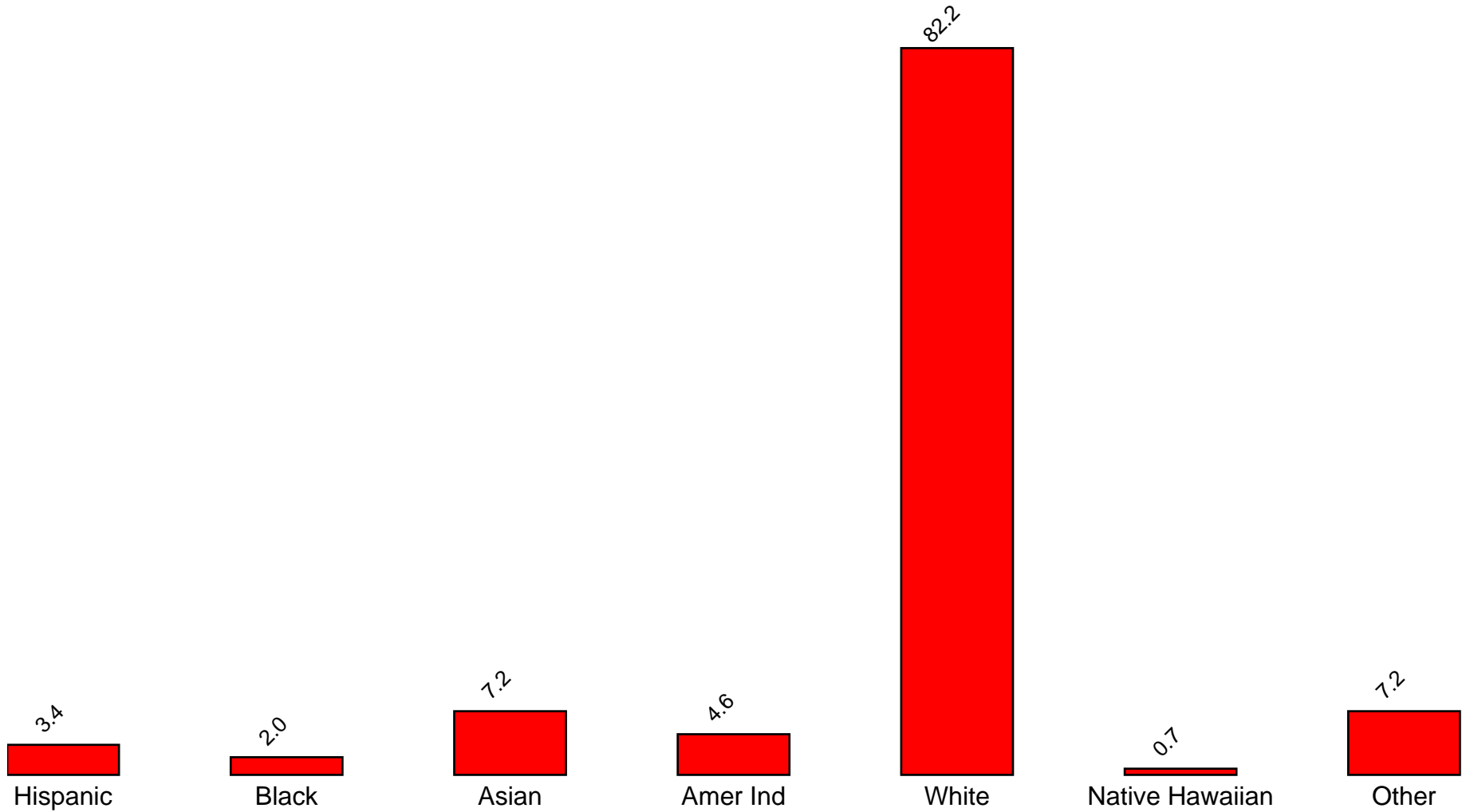


Figure 4: Ethnic Origin Chart

## 2 PERCENTAGE TABLES

The following tables contain frequency distribution detailing how your students responded to each question on the survey. The tables appear in the same order as the questions on the survey. The tables include breakdowns by grade level as well as overall percentages. The *N of Valid* row is a frequency count of the number of valid responses to each question for each grade and overall. The *N of Miss* row is a frequency count of the number of invalid (marked more than one response) or missing (i.e. did not respond) responses to each question for each grade and overall.

For the questions that allowed more than one response (i.e. race, live with, etc.) each response becomes a separate table. If a student did not mark the response, that was counted as a NO response, and if they did mark the response, that was counted as a YES response. Since a non response is a valid response for these questions, the *N of Miss* will always be zero for these questions.

Table 1: Sex

Response	6	8	10	12	Total	
Male	47.4	61.9	60.0	46.7	54.7	
Female	52.6	38.1	40.0	53.3	45.3	
N of Valid	38	42	40	30	150	
N of Miss	0	1	1	0	2	

Table 2: Age

Response	6	8	10	12	Total	
10 or younger	0.0	0.0	0.0	0.0	0.0	
11	45.9	0.0	0.0	0.0	11.3	
12	43.2	0.0	0.0	0.0	10.7	
13	10.8	46.5	0.0	0.0	16.0	
14	0.0	41.9	2.5	0.0	12.7	
15	0.0	11.6	62.5	0.0	20.0	
16	0.0	0.0	22.5	3.3	6.7	
17	0.0	0.0	12.5	83.3	20.0	
18	0.0	0.0	0.0	13.3	2.7	
19 or older	0.0	0.0	0.0	0.0	0.0	
N of Valid	37	43	40	30	150	
N of Miss	1	0	1	0	2	

Table 3: Are you Hispanic or Latino?

Response	6	8	10	12	Total	
No	94.6	100.0	94.7	96.6	96.6	
Yes	5.4	0.0	5.3	3.4	3.4	
N of Valid	37	43	38	29	147	
N of Miss	1	0	3	1	5	

Table 4: What is your race? Black or African American



Response	6	8	10	12	Total	
No	100.0	97.7	95.1	100.0	98.0	
Yes	0.0	2.3	4.9	0.0	2.0	
N of Valid	38	43	41	30	152	
N of Miss	0	0	0	0	0	

Table 5: What is your race? Asian



Response	6	8	10	12	Total	
No	97.4	86.0	92.7	96.7	92.8	
Yes	2.6	14.0	7.3	3.3	7.2	
N of Valid	38	43	41	30	152	
N of Miss	0	0	0	0	0	

Table 6: What is your race? American Indian



Response	6	8	10	12	Total	
No	92.1	100.0	92.7	96.7	95.4	
Yes	7.9	0.0	7.3	3.3	4.6	
N of Valid	38	43	41	30	152	
N of Miss	0	0	0	0	0	

Table 7: What is your race? Alaska Native


Response	6	8	10	12	Total	
No	100.0	100.0	100.0	100.0	100.0	
Yes	0.0	0.0	0.0	0.0	0.0	
N of Valid	38	43	41	30	152	
N of Miss	0	0	0	0	0	

Table 8: What is your race? White



Response	6	8	10	12	Total	
No	18.4	23.3	22.0	3.3	17.8	
Yes	81.6	76.7	78.0	96.7	82.2	
N of Valid	38	43	41	30	152	
N of Miss	0	0	0	0	0	

Table 9: What is your race? Native Hawaiian or Other Pacific Islander



Response	6	8	10	12	Total	
No	100.0	100.0	97.6	100.0	99.3	
Yes	0.0	0.0	2.4	0.0	0.7	
N of Valid	38	43	41	30	152	
N of Miss	0	0	0	0	0	

Table 10: What is your race? Other



Response	6	8	10	12	Total	
No	84.2	95.3	95.1	96.7	92.8	
Yes	15.8	4.7	4.9	3.3	7.2	
N of Valid	38	43	41	30	152	
N of Miss	0	0	0	0	0	

Table 11: What is the highest level of schooling completed by your mother or father?

Response	6	8	10	12	Total
Completed grade school or less	8.3	0.0	2.5	0.0	2.7
Some high school	11.1	21.4	30.0	16.7	20.3
Completed high school	22.2	42.9	25.0	40.0	32.4
Some college	0.0	19.0	22.5	20.0	15.5
Completed college	19.4	9.5	5.0	13.3	11.5
Graduate or professional school after college	0.0	0.0	5.0	6.7	2.7
Don't know	38.9	7.1	7.5	0.0	13.5
Does not apply	0.0	0.0	2.5	3.3	1.4
N of Valid	36	42	40	30	148
N of Miss	2	1	1	0	4

Table 12: Think of where you live most of the time. Which of the following people live there with you? Mother

Response	6	8	10	12	Total
No	13.2	20.9	34.1	13.3	21.1
Yes	86.8	79.1	65.9	86.7	78.9
N of Valid	38	43	41	30	152
N of Miss	0	0	0	0	0

Table 13: Think of where you live most of the time. Which of the following people live there with you? Stepmother

Response	6	8	10	12	Total
No	86.8	97.7	80.5	96.7	90.1
Yes	13.2	2.3	19.5	3.3	9.9
N of Valid	38	43	41	30	152
N of Miss	0	0	0	0	0

Table 14: Think of where you live most of the time. Which of the following people live there with you? Foster Mother


Response	6	8	10	12	Total	
No	100.0	100.0	100.0	100.0	100.0	
Yes	0.0	0.0	0.0	0.0	0.0	
N of Valid	38	43	41	30	152	
N of Miss	0	0	0	0	0	

Table 15: Think of where you live most of the time. Which of the following people live there with you? Grandmother



Response	6	8	10	12	Total	
No	84.2	74.4	85.4	90.0	82.9	
Yes	15.8	25.6	14.6	10.0	17.1	
N of Valid	38	43	41	30	152	
N of Miss	0	0	0	0	0	

Table 16: Think of where you live most of the time. Which of the following people live there with you? Aunt



Response	6	8	10	12	Total	
No	94.7	100.0	97.6	96.7	97.4	
Yes	5.3	0.0	2.4	3.3	2.6	
N of Valid	38	43	41	30	152	
N of Miss	0	0	0	0	0	

Table 17: Think of where you live most of the time. Which of the following people live there with you? Father



Response	6	8	10	12	Total	
No	44.7	46.5	46.3	26.7	42.1	
Yes	55.3	53.5	53.7	73.3	57.9	
N of Valid	38	43	41	30	152	
N of Miss	0	0	0	0	0	



Table 18: Think of where you live most of the time. Which of the following people live there with you? Stepfather



Response	6	8	10	12	Total	
No	84.2	76.7	80.5	90.0	82.2	
Yes	15.8	23.3	19.5	10.0	17.8	
N of Valid	38	43	41	30	152	
N of Miss	0	0	0	0	0	

Table 19: Think of where you live most of the time. Which of the following people live there with you? Foster Father


Response	6	8	10	12	Total	
No	100.0	100.0	100.0	100.0	100.0	
Yes	0.0	0.0	0.0	0.0	0.0	
N of Valid	38	43	41	30	152	
N of Miss	0	0	0	0	0	

Table 20: Think of where you live most of the time. Which of the following people live there with you? Grandfather



Response	6	8	10	12	Total	
No	94.7	83.7	87.8	96.7	90.1	
Yes	5.3	16.3	12.2	3.3	9.9	
N of Valid	38	43	41	30	152	
N of Miss	0	0	0	0	0	

Table 21: Think of where you live most of the time. Which of the following people live there with you? Uncle



Response	6	8	10	12	Total	
No	100.0	95.3	95.1	93.3	96.1	
Yes	0.0	4.7	4.9	6.7	3.9	
N of Valid	38	43	41	30	152	
N of Miss	0	0	0	0	0	

Table 22: Think of where you live most of the time. Which of the following people live there with you? Other Adults



Response	6	8	10	12	Total	
No	94.7	95.3	95.1	100.0	96.1	
Yes	5.3	4.7	4.9	0.0	3.9	
N of Valid	38	43	41	30	152	
N of Miss	0	0	0	0	0	

Table 23: Think of where you live most of the time. Which of the following people live there with you? Brother(s)



Response	6	8	10	12	Total	
No	68.4	51.2	65.9	60.0	61.2	
Yes	31.6	48.8	34.1	40.0	38.8	
N of Valid	38	43	41	30	152	
N of Miss	0	0	0	0	0	

Table 24: Think of where you live most of the time. Which of the following people live there with you? Stepbrother(s)



Response	6	8	10	12	Total	
No	94.7	90.7	95.1	100.0	94.7	
Yes	5.3	9.3	4.9	0.0	5.3	
N of Valid	38	43	41	30	152	
N of Miss	0	0	0	0	0	

Table 25: Think of where you live most of the time. Which of the following people live there with you? Sister(s)



Response	6	8	10	12	Total	
No	50.0	58.1	58.5	73.3	59.2	
Yes	50.0	41.9	41.5	26.7	40.8	
N of Valid	38	43	41	30	152	
N of Miss	0	0	0	0	0	

Table 26: Think of where you live most of the time. Which of the following people live there with you? Stepsister(s)



Response	6	8	10	12	Total	
No	94.7	93.0	95.1	96.7	94.7	
Yes	5.3	7.0	4.9	3.3	5.3	
N of Valid	38	43	41	30	152	
N of Miss	0	0	0	0	0	

Table 27: Think of where you live most of the time. Which of the following people live there with you? Other Children



Response	6	8	10	12	Total	
No	97.4	93.0	100.0	96.7	96.7	
Yes	2.6	7.0	0.0	3.3	3.3	
N of Valid	38	43	41	30	152	
N of Miss	0	0	0	0	0	

Table 28: In my school, students have lots of chances to help decide things like class activities and rules.





Response	6	8	10	12	Total	
NO!	26.3	18.6	19.5	16.7	20.4	
no	44.7	23.3	34.1	36.7	34.2	
yes	28.9	46.5	34.1	33.3	36.2	
YES!	0.0	11.6	12.2	13.3	9.2	
N of Valid	38	43	41	30	152	
N of Miss	0	0	0	0	0	

Table 29: Teachers ask me to work on special classroom projects.


Response	6	8	10	12	Total	
NO!	8.1	14.0	12.2	3.3	9.9	
no	37.8	55.8	56.1	56.7	51.7	
yes	43.2	27.9	31.7	30.0	33.1	
YES!	10.8	2.3	0.0	10.0	5.3	
N of Valid	37	43	41	30	151	
N of Miss	1	0	0	0	1	

Table 30: My teacher(s) notices when I am doing a good job and lets me know about it.


Response	6	8	10	12	Total	
NO!	2.6	0.0	4.9	10.0	4.0	
no	7.9	11.9	14.6	20.0	13.2	
yes	44.7	52.4	63.4	50.0	53.0	
YES!	44.7	35.7	17.1	20.0	29.8	
N of Valid	38	42	41	30	151	
N of Miss	0	1	0	0	1	

Table 31: There are lots of chances for students in my school to get involved in sports, clubs, and other school activities outside of class.


Response	6	8	10	12	Total	
NO!	2.6	2.3	4.9	3.3	3.3	
no	7.9	7.0	7.3	10.0	7.9	
yes	50.0	37.2	39.0	23.3	38.2	
YES!	39.5	53.5	48.8	63.3	50.7	
N of Valid	38	43	41	30	152	
N of Miss	0	0	0	0	0	

Table 32: There are lots of chances for students in my school to talk with a teacher one-on-one.

Response	6	8	10	12	Total
NO!	2.6	0.0	2.4	6.7	2.6
no	10.5	14.0	34.1	16.7	19.1
yes	42.1	41.9	39.0	50.0	42.8
YES!	44.7	44.2	24.4	26.7	35.5
N of Valid	38	43	41	30	152
N of Miss	0	0	0	0	0

Table 33: I feel safe at my school.

Response	6	8	10	12	Total
NO!	7.9	7.1	9.8	10.0	8.6
no	2.6	9.5	12.2	0.0	6.6
yes	26.3	42.9	39.0	50.0	39.1
YES!	63.2	40.5	39.0	40.0	45.7
N of Valid	38	42	41	30	151
N of Miss	0	1	0	0	1

Table 34: The school lets my parents know when I have done something well.

Response	6	8	10	12	Total
NO!	13.2	7.0	12.2	16.7	11.8
no	28.9	48.8	53.7	36.7	42.8
yes	42.1	37.2	22.0	43.3	35.5
YES!	15.8	7.0	12.2	3.3	9.9
N of Valid	38	43	41	30	152
N of Miss	0	0	0	0	0

Table 35: My teachers praise me when I work hard in school.





Response	6	8	10	12	Total	
NO!	11.1	18.6	12.5	13.3	14.1	
no	30.6	25.6	42.5	26.7	31.5	
yes	41.7	46.5	37.5	53.3	44.3	
YES!	16.7	9.3	7.5	6.7	10.1	
N of Valid	36	43	40	30	149	
N of Miss	2	0	1	0	3	

Table 36: Are your school grades better than the grades of most students in your class?





Response	6	8	10	12	Total	
NO!	13.5	18.6	15.0	3.3	13.3	
no	48.6	44.2	40.0	43.3	44.0	
yes	21.6	34.9	27.5	40.0	30.7	
YES!	16.2	2.3	17.5	13.3	12.0	
N of Valid	37	43	40	30	150	
N of Miss	1	0	1	0	2	

Table 37: I have lots of chances to be part of class discussions or activities.





Response	6	8	10	12	Total	
NO!	5.3	7.0	5.0	3.3	5.3	
no	13.2	18.6	17.5	13.3	15.9	
yes	39.5	48.8	50.0	63.3	49.7	
YES!	42.1	25.6	27.5	20.0	29.1	
N of Valid	38	43	40	30	151	
N of Miss	0	0	1	0	1	

Table 38: Now thinking back over the past year in school, how often did you: enjoy being in school?






Response	6	8	10	12	Total	
Never	7.9	19.0	5.0	6.7	10.0	
Seldom	2.6	7.1	17.5	6.7	8.7	
Sometimes	42.1	35.7	35.0	43.3	38.7	
Often	18.4	28.6	27.5	26.7	25.3	
Almost always	28.9	9.5	15.0	16.7	17.3	
N of Valid	38	42	40	30	150	
N of Miss	0	1	1	0	2	

Table 39: Now thinking back over the past year in school, how often did you: hate being in school?






Response	6	8	10	12	Total	
Never	13.2	2.4	10.0	3.3	7.3	
Seldom	26.3	33.3	22.5	23.3	26.7	
Sometimes	39.5	28.6	50.0	50.0	41.3	
Often	13.2	11.9	12.5	16.7	13.3	
Almost always	7.9	23.8	5.0	6.7	11.3	
N of Valid	38	42	40	30	150	
N of Miss	0	1	1	0	2	

Table 40: Now thinking back over the past year in school, how often did you: try to do your best work in school?





Response	6	8	10	12	Total	
Never	0.0	0.0	0.0	0.0	0.0	
Seldom	0.0	4.8	4.9	10.0	4.6	
Sometimes	2.6	19.0	24.4	13.3	15.2	
Often	23.7	31.0	36.6	33.3	31.1	
Almost always	73.7	45.2	34.1	43.3	49.0	
N of Valid	38	42	41	30	151	
N of Miss	0	1	0	0	1	



Table 41: How often do you feel that the school work you are assigned is meaningful and important?






Response	6	8	10	12	Total	
Never	5.4	11.6	15.0	10.3	10.7	
Seldom	10.8	11.6	15.0	24.1	14.8	
Sometimes	32.4	39.5	27.5	37.9	34.2	
Often	18.9	20.9	32.5	20.7	23.5	
Almost always	32.4	16.3	10.0	6.9	16.8	
N of Valid	37	43	40	29	149	
N of Miss	1	0	1	1	3	

Table 42: Putting them all together, what were your grades like last year?






Response	6	8	10	12	Total	
Mostly F's	5.7	0.0	0.0	0.0	1.4	
Mostly D's	8.6	11.9	10.0	0.0	8.2	
Mostly C's	40.0	40.5	35.0	27.6	36.3	
Mostly B's	20.0	28.6	35.0	37.9	30.1	
Mostly A's	25.7	19.0	20.0	34.5	24.0	
N of Valid	35	42	40	29	146	
N of Miss	3	1	1	1	6	

Table 43: How important do you think the things you are learning in school are going to be for your later life?






Response	6	8	10	12	Total	
Very important	47.4	34.9	22.0	16.7	30.9	
Quite important	18.4	27.9	22.0	33.3	25.0	
Fairly important	28.9	23.3	36.6	26.7	28.9	
Slightly important	2.6	11.6	12.2	23.3	11.8	
Not at all important	2.6	2.3	7.3	0.0	3.3	
N of Valid	38	43	41	30	152	
N of Miss	0	0	0	0	0	

Table 44: How interesting are most of your courses to you?






Response	6	8	10	12	Total	
Very interesting and stimulating	13.5	4.7	7.3	6.7	7.9	
Quite interesting	32.4	23.3	9.8	23.3	21.9	
Fairly interesting	37.8	37.2	48.8	43.3	41.7	
Slightly dull	16.2	27.9	24.4	13.3	21.2	
Very dull	0.0	7.0	9.8	13.3	7.3	
N of Valid	37	43	41	30	151	
N of Miss	1	0	0	0	1	

Table 45: During the LAST FOUR WEEKS how many whole days of school have you missed because you skipped or 'cut'?








Response	6	8	10	12	Total	
None	72.2	71.4	72.5	79.3	73.5	
1	13.9	9.5	10.0	10.3	10.9	
2	8.3	4.8	2.5	6.9	5.4	
3	2.8	2.4	5.0	3.4	3.4	
4-5	2.8	7.1	0.0	0.0	2.7	
6-10	0.0	2.4	5.0	0.0	2.0	
11 or more	0.0	2.4	5.0	0.0	2.0	
N of Valid	36	42	40	29	147	
N of Miss	2	1	1	1	5	

Table 46: Think of your four best friends (the friends you feel closest to). In the past year (12 months), how many of your best friends have: participated in clubs, organizations or activities at school?






Response	6	8	10	12	Total	
0	5.3	26.8	9.8	0.0	11.4	
1	13.2	0.0	22.0	13.8	12.1	
2	21.1	26.8	12.2	10.3	18.1	
3	26.3	22.0	9.8	10.3	17.4	
4	34.2	24.4	46.3	65.5	40.9	
N of Valid	38	41	41	29	149	
N of Miss	0	2	0	1	3	

Table 47: Think of your four best friends (the friends you feel closest to). In the past year (12 months), how many of your best friends have: smoked cigarettes?






Response	6	8	10	12	Total	
0	92.1	59.5	40.0	48.3	60.4	
1	2.6	23.8	25.0	34.5	20.8	
2	2.6	7.1	15.0	10.3	8.7	
3	2.6	4.8	5.0	6.9	4.7	
4	0.0	4.8	15.0	0.0	5.4	
N of Valid	38	42	40	29	149	
N of Miss	0	1	1	1	3	

Table 48: Think of your four best friends (the friends you feel closest to). In the past year (12 months), how many of your best friends have: tried beer, wine or hard liquor (for example, vodka, whiskey, or gin) when their parents didn't know about it?






Response	6	8	10	12	Total	
0	81.6	45.2	30.0	24.1	46.3	
1	10.5	16.7	5.0	3.4	9.4	
2	5.3	9.5	17.5	34.5	15.4	
3	0.0	2.4	7.5	10.3	4.7	
4	2.6	26.2	40.0	27.6	24.2	
N of Valid	38	42	40	29	149	
N of Miss	0	1	1	1	3	

Table 49: Think of your four best friends (the friends you feel closest to). In the past year (12 months), how many of your best friends have: made a commitment to stay drug-free?






Response	6	8	10	12	Total	
0	0.0	19.0	24.4	13.8	14.8	
1	5.4	21.4	14.6	3.4	12.1	
2	0.0	7.1	12.2	10.3	7.4	
3	0.0	21.4	19.5	20.7	15.4	
4	94.6	31.0	29.3	51.7	50.3	
N of Valid	37	42	41	29	149	
N of Miss	1	1	0	1	3	

Table 50: Think of your four best friends (the friends you feel closest to). In the past year (12 months), how many of your best friends have: used marijuana?






Response	6	8	10	12	Total	
0	89.5	73.8	46.3	65.5	68.7	
1	2.6	9.5	24.4	10.3	12.0	
2	7.9	9.5	12.2	10.3	10.0	
3	0.0	2.4	7.3	6.9	4.0	
4	0.0	4.8	9.8	6.9	5.3	
N of Valid	38	42	41	29	150	
N of Miss	0	1	0	1	2	

Table 51: Think of your four best friends (the friends you feel closest to). In the past year (12 months), how many of your best friends have: tried to do well in school?






Response	6	8	10	12	Total	
0	0.0	7.1	7.3	0.0	4.0	
1	10.5	9.5	9.8	3.4	8.7	
2	2.6	28.6	24.4	17.2	18.7	
3	10.5	19.0	24.4	17.2	18.0	
4	76.3	35.7	34.1	62.1	50.7	
N of Valid	38	42	41	29	150	
N of Miss	0	1	0	1	2	

Table 52: Think of your four best friends (the friends you feel closest to). In the past year (12 months), how many of your best friends have: used LSD, cocaine, amphetamines, or other illegal drugs?






Response	6	8	10	12	Total	
0	97.4	85.7	75.6	96.6	88.0	
1	2.6	11.9	9.8	3.4	7.3	
2	0.0	2.4	7.3	0.0	2.7	
3	0.0	0.0	4.9	0.0	1.3	
4	0.0	0.0	2.4	0.0	0.7	
N of Valid	38	42	41	29	150	
N of Miss	0	1	0	1	2	

Table 53: Think of your four best friends (the friends you feel closest to). In the past year (12 months), how many of your best friends have: been suspended from school?






Response	6	8	10	12	Total	
0	63.2	54.8	56.1	82.8	62.7	
1	21.1	16.7	9.8	10.3	14.7	
2	7.9	7.1	12.2	6.9	8.7	
3	5.3	11.9	4.9	0.0	6.0	
4	2.6	9.5	17.1	0.0	8.0	
N of Valid	38	42	41	29	150	
N of Miss	0	1	0	1	2	

Table 54: Think of your four best friends (the friends you feel closest to). In the past year (12 months), how many of your best friends have: liked school?






Response	6	8	10	12	Total	
0	16.2	33.3	34.1	20.7	26.8	
1	8.1	16.7	14.6	13.8	13.4	
2	16.2	19.0	24.4	10.3	18.1	
3	32.4	21.4	17.1	20.7	22.8	
4	27.0	9.5	9.8	34.5	18.8	
N of Valid	37	42	41	29	149	
N of Miss	1	1	0	1	3	

Table 55: Think of your four best friends (the friends you feel closest to). In the past year (12 months), how many of your best friends have: carried a handgun?





Response	6	8	10	12	Total	
0	91.9	95.2	90.2	86.2	91.3	
1	8.1	2.4	2.4	6.9	4.7	
2	0.0	2.4	4.9	0.0	2.0	
3	0.0	0.0	0.0	0.0	0.0	
4	0.0	0.0	2.4	6.9	2.0	
N of Valid	37	42	41	29	149	
N of Miss	1	1	0	1	3	

Table 56: Think of your four best friends (the friends you feel closest to). In the past year (12 months), how many of your best friends have: sold illegal drugs?


Response	6	8	10	12	Total	
0	100.0	85.7	80.5	93.1	89.3	
1	0.0	9.5	9.8	6.9	6.7	
2	0.0	4.8	7.3	0.0	3.3	
3	0.0	0.0	2.4	0.0	0.7	
4	0.0	0.0	0.0	0.0	0.0	
N of Valid	38	42	41	29	150	
N of Miss	0	1	0	1	2	

Table 57: Think of your four best friends (the friends you feel closest to). In the past year (12 months), how many of your best friends have: regularly attended religious services?


Response	6	8	10	12	Total	
0	15.8	17.1	17.1	0.0	13.4	
1	7.9	14.6	17.1	10.3	12.8	
2	15.8	19.5	19.5	34.5	21.5	
3	18.4	14.6	29.3	24.1	21.5	
4	42.1	34.1	17.1	31.0	30.9	
N of Valid	38	41	41	29	149	
N of Miss	0	2	0	1	3	

Table 58: Think of your four best friends (the friends you feel closest to). In the past year (12 months), how many of your best friends have: stolen or tried to steal a motor vehicle such as a car or motorcycle?


Response	6	8	10	12	Total	
0	92.1	81.0	82.9	93.1	86.7	
1	7.9	14.3	14.6	6.9	11.3	
2	0.0	2.4	2.4	0.0	1.3	
3	0.0	2.4	0.0	0.0	0.7	
4	0.0	0.0	0.0	0.0	0.0	
N of Valid	38	42	41	29	150	
N of Miss	0	1	0	1	2	

Table 59: Think of your four best friends (the friends you feel closest to). In the past year (12 months), how many of your best friends have: been arrested?

Response	6	8	10	12	Total	
0	81.6	47.6	63.4	62.1	63.3	
1	15.8	26.2	14.6	31.0	21.3	
2	0.0	14.3	12.2	3.4	8.0	
3	2.6	7.1	4.9	0.0	4.0	
4	0.0	4.8	4.9	3.4	3.3	
N of Valid	38	42	41	29	150	
N of Miss	0	1	0	1	2	

Table 60: Think of your four best friends (the friends you feel closest to). In the past year (12 months), how many of your best friends have: dropped out of school?

Response	6	8	10	12	Total	
0	97.4	88.1	75.6	69.0	83.3	
1	2.6	7.1	9.8	10.3	7.3	
2	0.0	0.0	9.8	10.3	4.7	
3	0.0	4.8	2.4	6.9	3.3	
4	0.0	0.0	2.4	3.4	1.3	
N of Valid	38	42	41	29	150	
N of Miss	0	1	0	1	2	

Table 61: Think of your four best friends (the friends you feel closest to). In the past year (12 months), how many of your best friends have: been members of a gang?

Response	6	8	10	12	Total	
0	86.5	90.5	75.6	96.6	86.6	
1	5.4	4.8	17.1	3.4	8.1	
2	0.0	2.4	0.0	0.0	0.7	
3	2.7	2.4	0.0	0.0	1.3	
4	5.4	0.0	7.3	0.0	3.4	
N of Valid	37	42	41	29	149	
N of Miss	1	1	0	1	3	



Table 62: What are the chances you would be seen as cool if you: smoked cigarettes?






Response	6	8	10	12	Total	
No or very little chance	88.9	58.5	70.0	79.3	73.3	
Little chance	5.6	26.8	10.0	13.8	14.4	
Some chance	5.6	7.3	15.0	6.9	8.9	
Pretty good chance	0.0	7.3	0.0	0.0	2.1	
Very good chance	0.0	0.0	5.0	0.0	1.4	
N of Valid	36	41	40	29	146	
N of Miss	2	2	1	1	6	

Table 63: What are the chances you would be seen as cool if you: worked hard at school?






Response	6	8	10	12	Total	
No or very little chance	8.1	22.0	27.5	17.2	19.0	
Little chance	5.4	14.6	15.0	13.8	12.2	
Some chance	10.8	31.7	20.0	41.4	25.2	
Pretty good chance	18.9	19.5	17.5	20.7	19.0	
Very good chance	56.8	12.2	20.0	6.9	24.5	
N of Valid	37	41	40	29	147	
N of Miss	1	2	1	1	5	

Table 64: What are the chances you would be seen as cool if you: began drinking alcoholic beverages regularly, that is, at least once or twice a month?






Response	6	8	10	12	Total	
No or very little chance	81.6	41.5	36.6	17.2	45.6	
Little chance	13.2	24.4	2.4	17.2	14.1	
Some chance	5.3	14.6	24.4	20.7	16.1	
Pretty good chance	0.0	4.9	24.4	34.5	14.8	
Very good chance	0.0	14.6	12.2	10.3	9.4	
N of Valid	38	41	41	29	149	
N of Miss	0	2	0	1	3	

Table 65: What are the chances you would be seen as cool if you: defended someone who was being verbally abused at school?

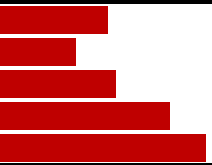
Response	6	8	10	12	Total	
No or very little chance	5.4	24.4	22.0	6.9	15.5	
Little chance	8.1	9.8	7.3	17.2	10.1	
Some chance	8.1	19.5	24.4	13.8	16.9	
Pretty good chance	18.9	22.0	26.8	37.9	25.7	
Very good chance	59.5	24.4	19.5	24.1	31.8	
N of Valid	37	41	41	29	148	
N of Miss	1	2	0	1	4	

Table 66: What are the chances you would be seen as cool if you: smoked marijuana?


Response	6	8	10	12	Total	
No or very little chance	86.8	58.5	60.0	69.0	68.2	
Little chance	2.6	12.2	10.0	10.3	8.8	
Some chance	7.9	14.6	20.0	17.2	14.9	
Pretty good chance	2.6	7.3	2.5	0.0	3.4	
Very good chance	0.0	7.3	7.5	3.4	4.7	
N of Valid	38	41	40	29	148	
N of Miss	0	2	1	1	4	

Table 67: What are the chances you would be seen as cool if you: carried a handgun?


Response	6	8	10	12	Total	
No or very little chance	94.6	70.7	87.8	65.5	80.4	
Little chance	2.7	12.2	7.3	6.9	7.4	
Some chance	0.0	2.4	4.9	10.3	4.1	
Pretty good chance	0.0	7.3	0.0	6.9	3.4	
Very good chance	2.7	7.3	0.0	10.3	4.7	
N of Valid	37	41	41	29	148	
N of Miss	1	2	0	1	4	

Table 68: What are the chances you would be seen as cool if you: regularly volunteered to do community service?






Response	6	8	10	12	Total	
No or very little chance	21.1	68.3	46.3	27.6	42.3	
Little chance	10.5	14.6	22.0	34.5	19.5	
Some chance	18.4	2.4	17.1	17.2	13.4	
Pretty good chance	15.8	12.2	7.3	13.8	12.1	
Very good chance	34.2	2.4	7.3	6.9	12.8	
N of Valid	38	41	41	29	149	
N of Miss	0	2	0	1	3	

Table 69: How old were you when you first: smoked marijuana?










Response	6	8	10	12	Total	
Never	97.4	88.1	61.0	83.3	82.1	
10 or younger	2.6	0.0	4.9	0.0	2.0	
11	0.0	7.1	9.8	0.0	4.6	
12	0.0	4.8	4.9	0.0	2.6	
13	0.0	0.0	2.4	0.0	0.7	
14	0.0	0.0	4.9	0.0	1.3	
15	0.0	0.0	9.8	10.0	4.6	
16	0.0	0.0	2.4	3.3	1.3	
17 or older	0.0	0.0	0.0	3.3	0.7	
N of Valid	38	42	41	30	151	
N of Miss	0	1	0	0	1	

Table 70: How old were you when you first: smoked a cigarette, even just a puff?










Response	6	8	10	12	Total	
Never	86.8	52.4	43.9	60.0	60.3	
10 or younger	13.2	31.0	26.8	13.3	21.9	
11	0.0	7.1	4.9	3.3	4.0	
12	0.0	7.1	4.9	0.0	3.3	
13	0.0	2.4	9.8	3.3	4.0	
14	0.0	0.0	2.4	3.3	1.3	
15	0.0	0.0	2.4	13.3	3.3	
16	0.0	0.0	2.4	0.0	0.7	
17 or older	0.0	0.0	2.4	3.3	1.3	
N of Valid	38	42	41	30	151	
N of Miss	0	1	0	0	1	

Table 71: How old were you when you first: had more than a sip or two of beer, wine or hard liquor (for example, vodka, whiskey, or gin)?










Response	6	8	10	12	Total	
Never	84.2	33.3	31.7	26.7	44.4	
10 or younger	13.2	23.8	24.4	20.0	20.5	
11	2.6	11.9	2.4	0.0	4.6	
12	0.0	9.5	4.9	3.3	4.6	
13	0.0	16.7	17.1	3.3	9.9	
14	0.0	2.4	4.9	10.0	4.0	
15	0.0	2.4	9.8	13.3	6.0	
16	0.0	0.0	2.4	10.0	2.6	
17 or older	0.0	0.0	2.4	13.3	3.3	
N of Valid	38	42	41	30	151	
N of Miss	0	1	0	0	1	

Table 72: How old were you when you first: began drinking alcoholic beverages regularly, that is, at least once or twice a month?










Response	6	8	10	12	Total	
Never	92.1	83.3	48.8	73.3	74.2	
10 or younger	2.6	0.0	12.2	0.0	4.0	
11	0.0	7.1	0.0	0.0	2.0	
12	5.3	0.0	2.4	0.0	2.0	
13	0.0	2.4	2.4	0.0	1.3	
14	0.0	4.8	14.6	0.0	5.3	
15	0.0	2.4	19.5	16.7	9.3	
16	0.0	0.0	0.0	6.7	1.3	
17 or older	0.0	0.0	0.0	3.3	0.7	
N of Valid	38	42	41	30	151	
N of Miss	0	1	0	0	1	

Table 73: How old were you when you first: used phenoxydine (pox, px, breeze)?


Response	6	8	10	12	Total	
Never	100.0	100.0	100.0	100.0	100.0	
10 or younger	0.0	0.0	0.0	0.0	0.0	
11	0.0	0.0	0.0	0.0	0.0	
12	0.0	0.0	0.0	0.0	0.0	
13	0.0	0.0	0.0	0.0	0.0	
14	0.0	0.0	0.0	0.0	0.0	
15	0.0	0.0	0.0	0.0	0.0	
16	0.0	0.0	0.0	0.0	0.0	
17 or older	0.0	0.0	0.0	0.0	0.0	
N of Valid	37	42	41	29	149	
N of Miss	1	1	0	1	3	

Table 74: How old were you when you first: got suspended from school?









Response	6	8	10	12	Total	
Never	92.1	73.8	68.3	73.3	76.8	
10 or younger	5.3	4.8	2.4	3.3	4.0	
11	2.6	4.8	2.4	3.3	3.3	
12	0.0	9.5	7.3	3.3	5.3	
13	0.0	4.8	4.9	0.0	2.6	
14	0.0	0.0	7.3	10.0	4.0	
15	0.0	2.4	7.3	0.0	2.6	
16	0.0	0.0	0.0	6.7	1.3	
17 or older	0.0	0.0	0.0	0.0	0.0	
N of Valid	38	42	41	30	151	
N of Miss	0	1	0	0	1	

Table 75: How old were you when you first: got arrested?










Response	6	8	10	12	Total	
Never	97.4	76.2	82.9	96.7	87.4	
10 or younger	2.6	2.4	0.0	0.0	1.3	
11	0.0	4.8	0.0	0.0	1.3	
12	0.0	4.8	0.0	0.0	1.3	
13	0.0	7.1	7.3	0.0	4.0	
14	0.0	4.8	4.9	0.0	2.6	
15	0.0	0.0	2.4	0.0	0.7	
16	0.0	0.0	2.4	0.0	0.7	
17 or older	0.0	0.0	0.0	3.3	0.7	
N of Valid	38	42	41	30	151	
N of Miss	0	1	0	0	1	

Table 76: How old were you when you first: carried a handgun?









Response	6	8	10	12	Total	
Never	97.2	92.9	92.7	86.7	92.6	
10 or younger	0.0	2.4	2.4	0.0	1.3	
11	2.8	0.0	0.0	3.3	1.3	
12	0.0	2.4	0.0	3.3	1.3	
13	0.0	2.4	0.0	0.0	0.7	
14	0.0	0.0	2.4	0.0	0.7	
15	0.0	0.0	2.4	3.3	1.3	
16	0.0	0.0	0.0	0.0	0.0	
17 or older	0.0	0.0	0.0	3.3	0.7	
N of Valid	36	42	41	30	149	
N of Miss	2	1	0	0	3	

Table 77: How old were you when you first: attacked someone with the idea of seriously hurting them?










Response	6	8	10	12	Total	
Never	86.8	76.2	63.4	73.3	74.8	
10 or younger	0.0	7.1	7.3	0.0	4.0	
11	7.9	4.8	2.4	0.0	4.0	
12	5.3	7.1	7.3	3.3	6.0	
13	0.0	2.4	7.3	3.3	3.3	
14	0.0	2.4	7.3	3.3	3.3	
15	0.0	0.0	4.9	6.7	2.6	
16	0.0	0.0	0.0	3.3	0.7	
17 or older	0.0	0.0	0.0	6.7	1.3	
N of Valid	38	42	41	30	151	
N of Miss	0	1	0	0	1	

Table 78: How old were you when you first: belonged to a gang?

Response	6	8	10	12	Total	
Never	97.4	95.2	90.2	96.7	94.7	
10 or younger	2.6	2.4	0.0	3.3	2.0	
11	0.0	2.4	0.0	0.0	0.7	
12	0.0	0.0	2.4	0.0	0.7	
13	0.0	0.0	0.0	0.0	0.0	
14	0.0	0.0	7.3	0.0	2.0	
15	0.0	0.0	0.0	0.0	0.0	
16	0.0	0.0	0.0	0.0	0.0	
17 or older	0.0	0.0	0.0	0.0	0.0	
N of Valid	38	42	41	30	151	
N of Miss	0	1	0	0	1	

Table 79: How wrong do you think it is for someone your age to: take a handgun to school?

Response	6	8	10	12	Total	
Very wrong	94.7	73.8	82.9	93.3	85.4	
Wrong	5.3	19.0	12.2	6.7	11.3	
A little bit wrong	0.0	2.4	4.9	0.0	2.0	
Not wrong at all	0.0	4.8	0.0	0.0	1.3	
N of Valid	38	42	41	30	151	
N of Miss	0	1	0	0	1	

Table 80: How wrong do you think it is for someone your age to: steal anything worth more than \$5?

Response	6	8	10	12	Total	
Very wrong	78.9	41.5	65.9	83.3	66.0	
Wrong	13.2	29.3	26.8	10.0	20.7	
A little bit wrong	7.9	22.0	2.4	6.7	10.0	
Not wrong at all	0.0	7.3	4.9	0.0	3.3	
N of Valid	38	41	41	30	150	
N of Miss	0	2	0	0	2	



Table 81: How wrong do you think it is for someone your age to: pick a fight with someone?

Response	6	8	10	12	Total	
Very wrong	60.5	24.4	29.3	36.7	37.3	
Wrong	28.9	39.0	22.0	46.7	33.3	
A little bit wrong	7.9	17.1	34.1	16.7	19.3	
Not wrong at all	2.6	19.5	14.6	0.0	10.0	
N of Valid	38	41	41	30	150	
N of Miss	0	2	0	0	2	

Table 82: How wrong do you think it is for someone your age to: attack someone with the idea of seriously hurting them?

Response	6	8	10	12	Total	
Very wrong	78.9	54.8	43.9	66.7	60.3	
Wrong	15.8	16.7	31.7	20.0	21.2	
A little bit wrong	2.6	21.4	12.2	13.3	12.6	
Not wrong at all	2.6	7.1	12.2	0.0	6.0	
N of Valid	38	42	41	30	151	
N of Miss	0	1	0	0	1	

Table 83: How wrong do you think it is for someone your age to: stay away from school all day when their parents think they are at school?

Response	6	8	10	12	Total	
Very wrong	89.2	54.8	31.7	43.3	54.7	
Wrong	10.8	14.3	24.4	30.0	19.3	
A little bit wrong	0.0	21.4	19.5	23.3	16.0	
Not wrong at all	0.0	9.5	24.4	3.3	10.0	
N of Valid	37	42	41	30	150	
N of Miss	1	1	0	0	2	

Table 84: How wrong do you think it is for someone your age to: drink beer, wine or hard liquor (for example, vodka, whiskey, or gin) regularly?





Response	6	8	10	12	Total	
Very wrong	84.2	35.7	24.4	43.3	46.4	
Wrong	13.2	31.0	17.1	23.3	21.2	
A little bit wrong	0.0	16.7	26.8	26.7	17.2	
Not wrong at all	2.6	16.7	31.7	6.7	15.2	
N of Valid	38	42	41	30	151	
N of Miss	0	1	0	0	1	

Table 85: How wrong do you think it is for someone your age to: smoke cigarettes?





Response	6	8	10	12	Total	
Very wrong	86.8	47.6	43.9	63.3	59.6	
Wrong	7.9	28.6	17.1	16.7	17.9	
A little bit wrong	5.3	11.9	17.1	16.7	12.6	
Not wrong at all	0.0	11.9	22.0	3.3	9.9	
N of Valid	38	42	41	30	151	
N of Miss	0	1	0	0	1	

Table 86: How wrong do you think it is for someone your age to: smoke marijuana?





Response	6	8	10	12	Total	
Very wrong	89.5	71.4	65.9	76.7	75.5	
Wrong	7.9	9.5	9.8	13.3	9.9	
A little bit wrong	2.6	7.1	7.3	6.7	6.0	
Not wrong at all	0.0	11.9	17.1	3.3	8.6	
N of Valid	38	42	41	30	151	
N of Miss	0	1	0	0	1	

Table 87: How wrong do you think it is for someone your age to: use LSD, cocaine, amphetamines or another illegal drug?

Response	6	8	10	12	Total	
Very wrong	97.4	88.1	92.7	96.7	93.4	
Wrong	2.6	11.9	7.3	3.3	6.6	
A little bit wrong	0.0	0.0	0.0	0.0	0.0	
Not wrong at all	0.0	0.0	0.0	0.0	0.0	
N of Valid	38	42	41	30	151	
N of Miss	0	1	0	0	1	

Table 88: At school during the past 12 months, did you receive help from the resource teacher, speech therapist or other special education teacher?

Response	6	8	10	12	Total	
No	72.7	75.0	82.1	90.0	79.7	
Yes	27.3	25.0	17.9	10.0	20.3	
N of Valid	33	36	39	30	138	
N of Miss	5	7	2	0	14	

Table 89: How many times have you done the following things? done what feels good no matter what.

Response	6	8	10	12	Total	
Never	43.2	42.9	24.4	20.0	33.3	
I've done it, but not in the past year	13.5	19.0	7.3	6.7	12.0	
Less than once a month	5.4	4.8	14.6	16.7	10.0	
About once a month	10.8	9.5	14.6	26.7	14.7	
2 or 3 times a month	8.1	7.1	12.2	6.7	8.7	
Once a week or more	18.9	16.7	26.8	23.3	21.3	
N of Valid	37	42	41	30	150	
N of Miss	1	1	0	0	2	

Table 90: How many times have you done the following things? done something dangerous because someone dared you to do it.







Response	6	8	10	12	Total	
Never	68.4	42.9	34.1	23.3	43.0	
I've done it, but not in the past year	21.1	26.2	19.5	30.0	23.8	
Less than once a month	2.6	11.9	14.6	10.0	9.9	
About once a month	0.0	0.0	14.6	13.3	6.6	
2 or 3 times a month	2.6	9.5	9.8	16.7	9.3	
Once a week or more	5.3	9.5	7.3	6.7	7.3	
N of Valid	38	42	41	30	151	
N of Miss	0	1	0	0	1	

Table 91: How many times have you done the following things? done crazy things even if they are a little dangerous.







Response	6	8	10	12	Total	
Never	57.9	33.3	24.4	13.3	33.1	
I've done it, but not in the past year	28.9	19.0	14.6	20.0	20.5	
Less than once a month	2.6	14.3	12.2	3.3	8.6	
About once a month	5.3	7.1	7.3	10.0	7.3	
2 or 3 times a month	2.6	11.9	14.6	26.7	13.2	
Once a week or more	2.6	14.3	26.8	26.7	17.2	
N of Valid	38	42	41	30	151	
N of Miss	0	1	0	0	1	

Table 92: How many times in the past year (12 months) have you: been suspended from school?







Response	6	8	10	12	Total	
Never	92.1	76.2	82.9	93.3	85.4	
1 to 2 times	2.6	19.0	14.6	6.7	11.3	
3 to 5 times	0.0	4.8	0.0	0.0	1.3	
6 to 9 times	2.6	0.0	0.0	0.0	0.7	
10 to 19 times	2.6	0.0	0.0	0.0	0.7	
20 to 29 times	0.0	0.0	0.0	0.0	0.0	
30 to 39 times	0.0	0.0	0.0	0.0	0.0	
40+ times	0.0	0.0	2.4	0.0	0.7	
N of Valid	38	42	41	30	151	
N of Miss	0	1	0	0	1	

Table 93: How many times in the past year (12 months) have you: carried a handgun?




Response	6	8	10	12	Total	
Never	94.7	92.9	97.6	93.3	94.7	
1 to 2 times	2.6	4.8	0.0	3.3	2.6	
3 to 5 times	0.0	0.0	0.0	0.0	0.0	
6 to 9 times	0.0	0.0	0.0	0.0	0.0	
10 to 19 times	2.6	2.4	2.4	3.3	2.6	
20 to 29 times	0.0	0.0	0.0	0.0	0.0	
30 to 39 times	0.0	0.0	0.0	0.0	0.0	
40+ times	0.0	0.0	0.0	0.0	0.0	
N of Valid	38	42	41	30	151	
N of Miss	0	1	0	0	1	

Table 94: How many times in the past year (12 months) have you: sold illegal drugs?




Response	6	8	10	12	Total	
Never	100.0	97.6	92.7	96.7	96.7	
1 to 2 times	0.0	0.0	7.3	0.0	2.0	
3 to 5 times	0.0	2.4	0.0	3.3	1.3	
6 to 9 times	0.0	0.0	0.0	0.0	0.0	
10 to 19 times	0.0	0.0	0.0	0.0	0.0	
20 to 29 times	0.0	0.0	0.0	0.0	0.0	
30 to 39 times	0.0	0.0	0.0	0.0	0.0	
40+ times	0.0	0.0	0.0	0.0	0.0	
N of Valid	38	42	41	30	151	
N of Miss	0	1	0	0	1	

Table 95: How many times in the past year (12 months) have you: stolen or tried to steal a motor vehicle such as a car or motorcycle?





Response	6	8	10	12	Total	
Never	97.4	97.6	90.2	100.0	96.0	
1 to 2 times	2.6	0.0	7.3	0.0	2.6	
3 to 5 times	0.0	0.0	2.4	0.0	0.7	
6 to 9 times	0.0	2.4	0.0	0.0	0.7	
10 to 19 times	0.0	0.0	0.0	0.0	0.0	
20 to 29 times	0.0	0.0	0.0	0.0	0.0	
30 to 39 times	0.0	0.0	0.0	0.0	0.0	
40+ times	0.0	0.0	0.0	0.0	0.0	
N of Valid	38	42	41	30	151	
N of Miss	0	1	0	0	1	

Table 96: How many times in the past year (12 months) have you: participated in clubs, organizations or activities at school?









Response	6	8	10	12	Total	
Never	23.7	38.1	26.8	6.7	25.2	
1 to 2 times	34.2	35.7	14.6	10.0	24.5	
3 to 5 times	7.9	2.4	14.6	20.0	10.6	
6 to 9 times	13.2	0.0	4.9	10.0	6.6	
10 to 19 times	13.2	11.9	12.2	3.3	10.6	
20 to 29 times	2.6	0.0	7.3	10.0	4.6	
30 to 39 times	0.0	2.4	0.0	0.0	0.7	
40+ times	5.3	9.5	19.5	40.0	17.2	
N of Valid	38	42	41	30	151	
N of Miss	0	1	0	0	1	

Table 97: How many times in the past year (12 months) have you: been arrested?




Response	6	8	10	12	Total	
Never	97.4	81.0	90.2	96.7	90.7	
1 to 2 times	2.6	16.7	7.3	3.3	7.9	
3 to 5 times	0.0	0.0	0.0	0.0	0.0	
6 to 9 times	0.0	2.4	2.4	0.0	1.3	
10 to 19 times	0.0	0.0	0.0	0.0	0.0	
20 to 29 times	0.0	0.0	0.0	0.0	0.0	
30 to 39 times	0.0	0.0	0.0	0.0	0.0	
40+ times	0.0	0.0	0.0	0.0	0.0	
N of Valid	38	42	41	30	151	
N of Miss	0	1	0	0	1	

Table 98: How many times in the past year (12 months) have you: done extra work on your own for school?









Response	6	8	10	12	Total	
Never	26.3	38.1	53.7	30.0	37.7	
1 to 2 times	36.8	33.3	19.5	36.7	31.1	
3 to 5 times	18.4	9.5	9.8	10.0	11.9	
6 to 9 times	5.3	7.1	2.4	10.0	6.0	
10 to 19 times	2.6	0.0	4.9	6.7	3.3	
20 to 29 times	5.3	2.4	2.4	3.3	3.3	
30 to 39 times	2.6	0.0	0.0	0.0	0.7	
40+ times	2.6	9.5	7.3	3.3	6.0	
N of Valid	38	42	41	30	151	
N of Miss	0	1	0	0	1	

Table 99: How many times in the past year (12 months) have you: attacked someone with the idea of seriously hurting them?







Response	6	8	10	12	Total	
Never	86.8	71.4	70.7	80.0	76.8	
1 to 2 times	10.5	19.0	22.0	20.0	17.9	
3 to 5 times	2.6	4.8	2.4	0.0	2.6	
6 to 9 times	0.0	0.0	4.9	0.0	1.3	
10 to 19 times	0.0	2.4	0.0	0.0	0.7	
20 to 29 times	0.0	0.0	0.0	0.0	0.0	
30 to 39 times	0.0	0.0	0.0	0.0	0.0	
40+ times	0.0	2.4	0.0	0.0	0.7	
N of Valid	38	42	41	30	151	
N of Miss	0	1	0	0	1	



Table 100: How many times in the past year (12 months) have you: been drunk or high at school?






Response	6	8	10	12	Total	
Never	97.4	92.9	80.5	86.7	89.4	
1 to 2 times	2.6	4.8	9.8	13.3	7.3	
3 to 5 times	0.0	2.4	0.0	0.0	0.7	
6 to 9 times	0.0	0.0	0.0	0.0	0.0	
10 to 19 times	0.0	0.0	4.9	0.0	1.3	
20 to 29 times	0.0	0.0	0.0	0.0	0.0	
30 to 39 times	0.0	0.0	0.0	0.0	0.0	
40+ times	0.0	0.0	4.9	0.0	1.3	
N of Valid	38	42	41	30	151	
N of Miss	0	1	0	0	1	

Table 101: How many times in the past year (12 months) have you: volunteered to do community service?








Response	6	8	10	12	Total	
Never	61.1	88.1	82.5	60.0	74.3	
1 to 2 times	13.9	7.1	10.0	13.3	10.8	
3 to 5 times	5.6	0.0	0.0	3.3	2.0	
6 to 9 times	5.6	0.0	2.5	10.0	4.1	
10 to 19 times	5.6	0.0	0.0	10.0	3.4	
20 to 29 times	0.0	4.8	2.5	0.0	2.0	
30 to 39 times	0.0	0.0	0.0	0.0	0.0	
40+ times	8.3	0.0	2.5	3.3	3.4	
N of Valid	36	42	40	30	148	
N of Miss	2	1	1	0	4	

Table 102: How many times in the past year (12 months) have you: taken a handgun to school?


Response	6	8	10	12	Total	
Never	100.0	100.0	100.0	100.0	100.0	
1 to 2 times	0.0	0.0	0.0	0.0	0.0	
3 to 5 times	0.0	0.0	0.0	0.0	0.0	
6 to 9 times	0.0	0.0	0.0	0.0	0.0	
10 to 19 times	0.0	0.0	0.0	0.0	0.0	
20 to 29 times	0.0	0.0	0.0	0.0	0.0	
30 to 39 times	0.0	0.0	0.0	0.0	0.0	
40+ times	0.0	0.0	0.0	0.0	0.0	
N of Valid	38	42	41	30	151	
N of Miss	0	1	0	0	1	

Table 103: Are you currently on probation, or assigned a probation officer with Juvenile Court?



Response	6	8	10	12	Total	
No	100.0	88.1	95.1	96.7	94.7	
Yes	0.0	11.9	4.9	3.3	5.3	
N of Valid	37	42	41	30	150	
N of Miss	1	1	0	0	2	

Table 104: Have you ever belonged to a gang?






Response	6	8	10	12	Total	
No	89.5	92.9	85.4	96.7	90.7	
No, but would like to	2.6	0.0	2.4	0.0	1.3	
Yes, in the past	7.9	7.1	2.4	3.3	5.3	
Yes, belong now	0.0	0.0	4.9	0.0	1.3	
Yes, but would like to get out	0.0	0.0	4.9	0.0	1.3	
N of Valid	38	42	41	30	151	
N of Miss	0	1	0	0	1	

Table 105: If you have ever belonged to a gang, did that gang have a name?

Response	6	8	10	12	Total
No	5.3	9.5	7.3	10.0	7.9
Yes	7.9	7.1	12.2	3.3	7.9
I have never belonged to a gang	86.8	83.3	80.5	86.7	84.1
N of Valid	38	42	41	30	151
N of Miss	0	1	0	0	1

Table 106: You're looking at CD's in a music store with a friend. You look up and see her slip a CD under her coat. She smiles and says 'Which one do you want? Go ahead, take it while nobody's around.' There is nobody in sight, no employees and no other customers. What would you do now?

Response	6	8	10	12	Total
Ignore her	5.3	19.0	19.5	16.7	15.2
Grab a CD and leave the store	0.0	14.3	17.1	3.3	9.3
Tell her to put the CD back	65.8	31.0	24.4	26.7	37.1
Act like it is a joke, and ask her to put the CD back	28.9	35.7	39.0	53.3	38.4
N of Valid	38	42	41	30	151
N of Miss	0	1	0	0	1

Table 107: You are visiting another part of town, and you don't know any of the people your age there. You are walking down the street, and some teenager you don't know is walking toward you. He is about your size, and as he is about to pass you, he deliberately bumps into you and you almost lose your balance. What would you say or do?

Response	6	8	10	12	Total
Push the person back	7.9	21.4	12.8	6.9	12.8
Say 'Excuse me' and keep on walking	57.9	33.3	43.6	55.2	46.6
Say 'Watch where you are going' and keep on walking	34.2	33.3	28.2	24.1	30.4
Swear at the person and walk away	0.0	11.9	15.4	13.8	10.1
N of Valid	38	42	39	29	148
N of Miss	0	1	2	1	4

Table 108: You are at a party at someone's house, and one of your friends offers you a drink containing alcohol. What would you say or do?





Response	6	8	10	12	Total	
Drink it	7.9	36.6	51.2	43.3	34.7	
Tell your friend, 'No thanks, I don't drink' and suggest that you and your friend go and do something else	39.5	31.7	22.0	20.0	28.7	
Just say, 'No thanks' and walk away	18.4	19.5	26.8	26.7	22.7	
Make up a good excuse, tell your friend you had something else to do, and leave	34.2	12.2	0.0	10.0	14.0	
N of Valid	38	41	41	30	150	
N of Miss	0	2	0	0	2	

Table 109: It's 8:00 on a weeknight and you are about to go over to a friend's home when your mother asks you where you are going. You say 'Oh, just going to go hang out with some friends.' She says, 'No, you'll just get into trouble if you go out. Stay home tonight.' What would you do now?





Response	6	8	10	12	Total	
Leave the house anyway	5.3	11.9	19.5	20.0	13.9	
Explain what you are going to do with your friends, tell her when you will get home, and ask if you can go out	71.1	66.7	53.7	70.0	64.9	
Not say anything and start watching TV	21.1	14.3	12.2	3.3	13.2	
Get into an argument with her	2.6	7.1	14.6	6.7	7.9	
N of Valid	38	42	41	30	151	
N of Miss	0	1	0	0	1	

Table 110: How often do you attend religious services or activities?





Response	6	8	10	12	Total	
Never	10.8	19.0	17.1	6.7	14.0	
Rarely	13.5	28.6	19.5	13.3	19.3	
1-2 Times a Month	18.9	9.5	17.1	10.0	14.0	
About Once a Week or More	56.8	42.9	46.3	70.0	52.7	
N of Valid	37	42	41	30	150	
N of Miss	1	1	0	0	2	

Table 111: I do the opposite of what people tell me, just to get them mad.





Response	6	8	10	12	Total	
Very False	60.5	31.0	36.6	40.0	41.7	
Somewhat False	18.4	33.3	24.4	30.0	26.5	
Somewhat True	18.4	28.6	29.3	30.0	26.5	
Very True	2.6	7.1	9.8	0.0	5.3	
N of Valid	38	42	41	30	151	
N of Miss	0	1	0	0	1	

Table 112: I like to see how much I can get away with.





Response	6	8	10	12	Total	
Very False	63.9	52.4	36.6	20.0	44.3	
Somewhat False	22.2	21.4	14.6	36.7	22.8	
Somewhat True	5.6	14.3	24.4	30.0	18.1	
Very True	8.3	11.9	24.4	13.3	14.8	
N of Valid	36	42	41	30	149	
N of Miss	2	1	0	0	3	

Table 113: I ignore rules that get in my way.





Response	6	8	10	12	Total	
Very False	66.7	40.5	39.0	26.7	43.6	
Somewhat False	13.9	31.0	19.5	33.3	24.2	
Somewhat True	13.9	21.4	31.7	33.3	24.8	
Very True	5.6	7.1	9.8	6.7	7.4	
N of Valid	36	42	41	30	149	
N of Miss	2	1	0	0	3	

Table 114: I think sometimes it's okay to cheat at school.





Response	6	8	10	12	Total	
NO!	78.9	35.7	24.4	6.7	37.7	
no	15.8	23.8	9.8	26.7	18.5	
yes	2.6	31.0	51.2	56.7	34.4	
YES!	2.6	9.5	14.6	10.0	9.3	
N of Valid	38	42	41	30	151	
N of Miss	0	1	0	0	1	

Table 115: It is important to think before you act.





Response	6	8	10	12	Total	
NO!	2.6	7.1	4.9	6.7	5.3	
no	0.0	7.1	9.8	3.3	5.3	
yes	13.2	33.3	48.8	50.0	35.8	
YES!	84.2	52.4	36.6	40.0	53.6	
N of Valid	38	42	41	30	151	
N of Miss	0	1	0	0	1	

Table 116: Sometimes I think that life is not worth it.





Response	6	8	10	12	Total	
NO!	63.2	33.3	36.6	50.0	45.0	
no	15.8	28.6	26.8	30.0	25.2	
yes	15.8	21.4	24.4	10.0	18.5	
YES!	5.3	16.7	12.2	10.0	11.3	
N of Valid	38	42	41	30	151	
N of Miss	0	1	0	0	1	

Table 117: At times I think I am no good at all.





Response	6	8	10	12	Total	
NO!	44.7	21.4	31.7	26.7	31.1	
no	5.3	33.3	19.5	30.0	21.9	
yes	42.1	31.0	31.7	36.7	35.1	
YES!	7.9	14.3	17.1	6.7	11.9	
N of Valid	38	42	41	30	151	
N of Miss	0	1	0	0	1	

Table 118: All in all, I am inclined to think that I am a failure.





Response	6	8	10	12	Total	
NO!	52.6	31.0	43.9	46.7	43.0	
no	31.6	31.0	19.5	40.0	29.8	
yes	10.5	28.6	24.4	6.7	18.5	
YES!	5.3	9.5	12.2	6.7	8.6	
N of Valid	38	42	41	30	151	
N of Miss	0	1	0	0	1	

Table 119: In the past year, have you felt depressed or sad MOST days, even if you felt okay sometimes?





Response	6	8	10	12	Total	
NO!	27.0	28.6	26.8	23.3	26.7	
no	21.6	26.2	29.3	26.7	26.0	
yes	37.8	23.8	26.8	36.7	30.7	
YES!	13.5	21.4	17.1	13.3	16.7	
N of Valid	37	42	41	30	150	
N of Miss	1	1	0	0	2	

Table 120: It is all right to beat up people if they start the fight.

Response	6	8	10	12	Total	
NO!	59.5	26.2	22.0	10.0	30.0	
no	21.6	19.0	7.3	26.7	18.0	
yes	10.8	23.8	34.1	33.3	25.3	
YES!	8.1	31.0	36.6	30.0	26.7	
N of Valid	37	42	41	30	150	
N of Miss	1	1	0	0	2	

Table 121: I think it is okay to take something without asking if you can get away with it.

Response	6	8	10	12	Total	
NO!	86.1	54.8	53.7	63.3	63.8	
no	13.9	31.0	22.0	33.3	24.8	
yes	0.0	9.5	24.4	3.3	10.1	
YES!	0.0	4.8	0.0	0.0	1.3	
N of Valid	36	42	41	30	149	
N of Miss	2	1	0	0	3	

Table 122: Sometimes we don't know what we will do as adults, but we may have an idea. Please answer how true these statements may be for you. WHEN I AM AN ADULT I WILL: smoke cigarettes.

Response	6	8	10	12	Total	
NO!	73.0	65.9	65.9	83.3	71.1	
no	16.2	19.5	14.6	6.7	14.8	
yes	10.8	12.2	7.3	6.7	9.4	
YES!	0.0	2.4	12.2	3.3	4.7	
N of Valid	37	41	41	30	149	
N of Miss	1	2	0	0	3	



Table 123: Sometimes we don't know what we will do as adults, but we may have an idea. Please answer how true these statements may be for you. WHEN I AM AN ADULT I WILL: drink beer, wine, or liquor.





Response	6	8	10	12	Total	
NO!	63.9	26.2	26.8	30.0	36.2	
no	27.8	21.4	7.3	20.0	18.8	
yes	5.6	38.1	36.6	36.7	29.5	
YES!	2.8	14.3	29.3	13.3	15.4	
N of Valid	36	42	41	30	149	
N of Miss	2	1	0	0	3	

Table 124: Sometimes we don't know what we will do as adults, but we may have an idea. Please answer how true these statements may be for you. WHEN I AM AN ADULT I WILL: smoke marijuana.





Response	6	8	10	12	Total	
NO!	89.2	71.4	70.7	96.7	80.7	
no	10.8	16.7	9.8	3.3	10.7	
yes	0.0	7.1	7.3	0.0	4.0	
YES!	0.0	4.8	12.2	0.0	4.7	
N of Valid	37	42	41	30	150	
N of Miss	1	1	0	0	2	

Table 125: Sometimes we don't know what we will do as adults, but we may have an idea. Please answer how true these statements may be for you. WHEN I AM AN ADULT I WILL: use LSD, cocaine, amphetamines or another illegal drug.




Response	6	8	10	12	Total	
NO!	91.9	85.7	95.1	100.0	92.7	
no	8.1	9.5	2.4	0.0	5.3	
yes	0.0	0.0	0.0	0.0	0.0	
YES!	0.0	4.8	2.4	0.0	2.0	
N of Valid	37	42	41	30	150	
N of Miss	1	1	0	0	2	

Table 126: How much do you think people risk harming themselves (physically or in other ways) if they: smoked one or more packs of cigarettes per day?


Response	6	8	10	12	Total	
No risk	5.6	16.7	9.8	3.3	9.4	
Slight risk	11.1	14.3	17.1	3.3	12.1	
Moderate risk	22.2	26.2	19.5	30.0	24.2	
Great risk	61.1	42.9	53.7	63.3	54.4	
N of Valid	36	42	41	30	149	
N of Miss	2	1	0	0	3	

Table 127: How much do you think people risk harming themselves (physically or in other ways) if they: try marijuana once or twice?


Response	6	8	10	12	Total	
No risk	8.3	35.7	36.6	10.0	24.2	
Slight risk	11.1	14.3	17.1	26.7	16.8	
Moderate risk	36.1	23.8	12.2	33.3	25.5	
Great risk	44.4	26.2	34.1	30.0	33.6	
N of Valid	36	42	41	30	149	
N of Miss	2	1	0	0	3	

Table 128: How much do you think people risk harming themselves (physically or in other ways) if they: smoke marijuana regularly?


Response	6	8	10	12	Total	
No risk	8.3	26.2	26.8	3.4	17.6	
Slight risk	0.0	11.9	7.3	6.9	6.8	
Moderate risk	11.1	16.7	14.6	17.2	14.9	
Great risk	80.6	45.2	51.2	72.4	60.8	
N of Valid	36	42	41	29	148	
N of Miss	2	1	0	1	4	

Table 129: How much do you think people risk harming themselves (physically or in other ways) if they: take one or two drinks of an alcoholic beverage (beer, wine, liquor) nearly every day?


Response	6	8	10	12	Total	
No risk	8.3	19.0	24.4	10.0	16.1	
Slight risk	22.2	38.1	24.4	16.7	26.2	
Moderate risk	27.8	28.6	29.3	46.7	32.2	
Great risk	41.7	14.3	22.0	26.7	25.5	
N of Valid	36	42	41	30	149	
N of Miss	2	1	0	0	3	

Table 130: How much do you think people risk harming themselves (physically or in other ways) if they: have five or more drinks once or twice each weekend?


Response	6	8	10	12	Total	
No risk	5.6	19.0	29.3	6.7	16.1	
Slight risk	13.9	21.4	14.6	13.3	16.1	
Moderate risk	22.2	31.0	24.4	33.3	27.5	
Great risk	58.3	28.6	31.7	46.7	40.3	
N of Valid	36	42	41	30	149	
N of Miss	2	1	0	0	3	

Table 131: On how many occasions have you had alcoholic beverages (beer, wine or hard liquor) to drink in your lifetime - more than just a few sips?

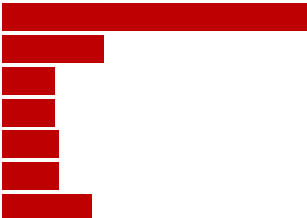
Response	6	8	10	12	Total	
0	86.5	48.8	29.3	26.7	48.3	
1-2	5.4	14.6	9.8	30.0	14.1	
3-5	0.0	12.2	2.4	10.0	6.0	
6-9	2.7	4.9	14.6	0.0	6.0	
10-19	2.7	4.9	9.8	10.0	6.7	
20-39	0.0	4.9	17.1	3.3	6.7	
40+	2.7	9.8	17.1	20.0	12.1	
N of Valid	37	41	41	30	149	
N of Miss	1	2	0	0	3	

Table 132: On how many occasions have you had beer, wine or hard liquor to drink during the past 30 days?








Response	6	8	10	12	Total	
0	91.9	78.6	47.5	80.0	73.8	
1-2	8.1	11.9	22.5	6.7	12.8	
3-5	0.0	2.4	10.0	3.3	4.0	
6-9	0.0	2.4	7.5	0.0	2.7	
10-19	0.0	2.4	5.0	3.3	2.7	
20-39	0.0	0.0	5.0	0.0	1.3	
40+	0.0	2.4	2.5	6.7	2.7	
N of Valid	37	42	40	30	149	
N of Miss	1	1	1	0	3	

Table 133: On how many occasions have you used marijuana (grass, pot) or hashish (hash, hash oil) in your lifetime?








Response	6	8	10	12	Total	
0	94.6	90.2	61.0	86.7	82.6	
1-2	0.0	4.9	14.6	6.7	6.7	
3-5	2.7	0.0	0.0	0.0	0.7	
6-9	0.0	0.0	2.4	3.3	1.3	
10-19	0.0	0.0	2.4	3.3	1.3	
20-39	0.0	0.0	7.3	0.0	2.0	
40+	2.7	4.9	12.2	0.0	5.4	
N of Valid	37	41	41	30	149	
N of Miss	1	2	0	0	3	

Table 134: On how many occasions have you used marijuana (grass, pot) or hashish (hash, hash oil) during the past 30 days?







Response	6	8	10	12	Total	
0	100.0	97.6	80.5	100.0	94.0	
1-2	0.0	0.0	4.9	0.0	1.3	
3-5	0.0	0.0	2.4	0.0	0.7	
6-9	0.0	0.0	0.0	0.0	0.0	
10-19	0.0	0.0	4.9	0.0	1.3	
20-39	0.0	0.0	2.4	0.0	0.7	
40+	0.0	2.4	4.9	0.0	2.0	
N of Valid	36	42	41	30	149	
N of Miss	2	1	0	0	3	

Table 135: On how many occasions have you used LSD or other psychedelics in your lifetime?




Response	6	8	10	12	Total	
0	100.0	97.6	95.1	96.7	97.3	
1-2	0.0	0.0	2.4	3.3	1.3	
3-5	0.0	2.4	2.4	0.0	1.3	
6-9	0.0	0.0	0.0	0.0	0.0	
10-19	0.0	0.0	0.0	0.0	0.0	
20-39	0.0	0.0	0.0	0.0	0.0	
40+	0.0	0.0	0.0	0.0	0.0	
N of Valid	37	42	41	30	150	
N of Miss	1	1	0	0	2	

Table 136: On how many occasions have you used LSD or other psychedelics during the past 30 days?




Response	6	8	10	12	Total	
0	100.0	97.6	97.6	100.0	98.7	
1-2	0.0	0.0	2.4	0.0	0.7	
3-5	0.0	2.4	0.0	0.0	0.7	
6-9	0.0	0.0	0.0	0.0	0.0	
10-19	0.0	0.0	0.0	0.0	0.0	
20-39	0.0	0.0	0.0	0.0	0.0	
40+	0.0	0.0	0.0	0.0	0.0	
N of Valid	37	42	41	30	150	
N of Miss	1	1	0	0	2	

Table 137: On how many occasions have you used cocaine or crack in your lifetime?



Response	6	8	10	12	Total	
0	100.0	100.0	95.1	100.0	98.7	
1-2	0.0	0.0	0.0	0.0	0.0	
3-5	0.0	0.0	4.9	0.0	1.3	
6-9	0.0	0.0	0.0	0.0	0.0	
10-19	0.0	0.0	0.0	0.0	0.0	
20-39	0.0	0.0	0.0	0.0	0.0	
40+	0.0	0.0	0.0	0.0	0.0	
N of Valid	37	42	41	30	150	
N of Miss	1	1	0	0	2	

Table 138: On how many occasions have you used cocaine or crack during the past 30 days?



Response	6	8	10	12	Total	
0	100.0	100.0	97.6	100.0	99.3	
1-2	0.0	0.0	2.4	0.0	0.7	
3-5	0.0	0.0	0.0	0.0	0.0	
6-9	0.0	0.0	0.0	0.0	0.0	
10-19	0.0	0.0	0.0	0.0	0.0	
20-39	0.0	0.0	0.0	0.0	0.0	
40+	0.0	0.0	0.0	0.0	0.0	
N of Valid	37	42	41	29	149	
N of Miss	1	1	0	1	3	

Table 139: On how many occasions have you sniffed glue, breathed the contents of an aerosol spray can, or inhaled other gases or sprays, in order to get high in your lifetime?








Response	6	8	10	12	Total	
0	88.6	78.6	65.9	83.3	78.4	
1-2	5.7	9.5	14.6	10.0	10.1	
3-5	5.7	2.4	7.3	3.3	4.7	
6-9	0.0	2.4	4.9	0.0	2.0	
10-19	0.0	2.4	4.9	0.0	2.0	
20-39	0.0	0.0	2.4	0.0	0.7	
40+	0.0	4.8	0.0	3.3	2.0	
N of Valid	35	42	41	30	148	
N of Miss	3	1	0	0	4	

Table 140: On how many occasions have you sniffed glue, breathed the contents of an aerosol spray can, or inhaled other gases or sprays, in order to get high during the past 30 days?






Response	6	8	10	12	Total	
0	97.3	88.1	82.9	96.7	90.7	
1-2	0.0	7.1	12.2	0.0	5.3	
3-5	2.7	0.0	0.0	3.3	1.3	
6-9	0.0	0.0	4.9	0.0	1.3	
10-19	0.0	0.0	0.0	0.0	0.0	
20-39	0.0	0.0	0.0	0.0	0.0	
40+	0.0	4.8	0.0	0.0	1.3	
N of Valid	37	42	41	30	150	
N of Miss	1	1	0	0	2	

Table 141: On how many occasions have you used phenoxydine (pox, px, breeze) in your lifetime?


Response	6	8	10	12	Total	
0	100.0	100.0	100.0	100.0	100.0	
1-2	0.0	0.0	0.0	0.0	0.0	
3-5	0.0	0.0	0.0	0.0	0.0	
6-9	0.0	0.0	0.0	0.0	0.0	
10-19	0.0	0.0	0.0	0.0	0.0	
20-39	0.0	0.0	0.0	0.0	0.0	
40+	0.0	0.0	0.0	0.0	0.0	
N of Valid	37	42	41	29	149	
N of Miss	1	1	0	1	3	



Table 142: On how many occasions have you used phenoxydine (pox, px, breeze) during the past 30 days?


Response	6	8	10	12	Total	
0	100.0	100.0	100.0	100.0	100.0	
1-2	0.0	0.0	0.0	0.0	0.0	
3-5	0.0	0.0	0.0	0.0	0.0	
6-9	0.0	0.0	0.0	0.0	0.0	
10-19	0.0	0.0	0.0	0.0	0.0	
20-39	0.0	0.0	0.0	0.0	0.0	
40+	0.0	0.0	0.0	0.0	0.0	
N of Valid	37	42	41	29	149	
N of Miss	1	1	0	1	3	

Table 143: On how many occasions have you used sedatives (tranquilizers, such as Valium or Xanax, barbiturates, or sleeping pills) without a doctor telling you to take them, in your lifetime?







Response	6	8	10	12	Total	
0	88.9	85.7	73.2	90.0	83.9	
1-2	8.3	7.1	4.9	3.3	6.0	
3-5	0.0	0.0	4.9	3.3	2.0	
6-9	0.0	4.8	4.9	0.0	2.7	
10-19	2.8	0.0	4.9	0.0	2.0	
20-39	0.0	0.0	0.0	0.0	0.0	
40+	0.0	2.4	7.3	3.3	3.4	
N of Valid	36	42	41	30	149	
N of Miss	2	1	0	0	3	

Table 144: On how many occasions have you used sedatives (tranquilizers, such as Valium or Xanax, barbiturates, or sleeping pills) without a doctor telling you to take them, during the past 30 days?






Response	6	8	10	12	Total	
0	100.0	88.1	80.5	93.3	90.0	
1-2	0.0	9.5	7.3	3.3	5.3	
3-5	0.0	0.0	4.9	0.0	1.3	
6-9	0.0	0.0	0.0	3.3	0.7	
10-19	0.0	2.4	7.3	0.0	2.7	
20-39	0.0	0.0	0.0	0.0	0.0	
40+	0.0	0.0	0.0	0.0	0.0	
N of Valid	37	42	41	30	150	
N of Miss	1	1	0	0	2	

Table 145: On how many occasions have you used Methamphetamines (meth, speed, crank, crystal meth) in your lifetime?





Response	6	8	10	12	Total	
0	100.0	97.6	95.0	100.0	98.0	
1-2	0.0	2.4	0.0	0.0	0.7	
3-5	0.0	0.0	2.5	0.0	0.7	
6-9	0.0	0.0	0.0	0.0	0.0	
10-19	0.0	0.0	0.0	0.0	0.0	
20-39	0.0	0.0	2.5	0.0	0.7	
40+	0.0	0.0	0.0	0.0	0.0	
N of Valid	37	42	40	30	149	
N of Miss	1	1	1	0	3	

Table 146: On how many occasions have you used Methamphetamines (meth, speed, crank, crystal meth) in the past 30 days?




Response	6	8	10	12	Total	
0	100.0	97.6	97.6	100.0	98.7	
1-2	0.0	0.0	2.4	0.0	0.7	
3-5	0.0	2.4	0.0	0.0	0.7	
6-9	0.0	0.0	0.0	0.0	0.0	
10-19	0.0	0.0	0.0	0.0	0.0	
20-39	0.0	0.0	0.0	0.0	0.0	
40+	0.0	0.0	0.0	0.0	0.0	
N of Valid	36	42	41	30	149	
N of Miss	2	1	0	0	3	

Table 147: On how many occasions have you used stimulants, other than Methamphetamines (such as amphetamines, Ritalin or Dexedrine) without a doctor telling you to take them, in your lifetime?





Response	6	8	10	12	Total	
0	100.0	97.6	92.7	96.7	96.6	
1-2	0.0	2.4	4.9	0.0	2.0	
3-5	0.0	0.0	0.0	3.3	0.7	
6-9	0.0	0.0	0.0	0.0	0.0	
10-19	0.0	0.0	0.0	0.0	0.0	
20-39	0.0	0.0	0.0	0.0	0.0	
40+	0.0	0.0	2.4	0.0	0.7	
N of Valid	36	42	41	30	149	
N of Miss	2	1	0	0	3	

Table 148: On how many occasions have you used stimulants, other than Methamphetamines (such as amphetamines, Ritalin or Dexedrine) without a doctor telling you to take them, during the past 30 days?




Response	6	8	10	12	Total	
0	100.0	100.0	92.7	100.0	98.0	
1-2	0.0	0.0	4.9	0.0	1.3	
3-5	0.0	0.0	0.0	0.0	0.0	
6-9	0.0	0.0	2.4	0.0	0.7	
10-19	0.0	0.0	0.0	0.0	0.0	
20-39	0.0	0.0	0.0	0.0	0.0	
40+	0.0	0.0	0.0	0.0	0.0	
N of Valid	36	42	41	30	149	
N of Miss	2	1	0	0	3	

Table 149: On how many occasions have you used heroin or other opiates in your lifetime?



Response	6	8	10	12	Total	
0	100.0	100.0	97.6	100.0	99.3	
1-2	0.0	0.0	2.4	0.0	0.7	
3-5	0.0	0.0	0.0	0.0	0.0	
6-9	0.0	0.0	0.0	0.0	0.0	
10-19	0.0	0.0	0.0	0.0	0.0	
20-39	0.0	0.0	0.0	0.0	0.0	
40+	0.0	0.0	0.0	0.0	0.0	
N of Valid	36	42	41	30	149	
N of Miss	2	1	0	0	3	

Table 150: On how many occasions have you used heroin or other opiates during the past 30 days?


Response	6	8	10	12	Total	
0	100.0	100.0	100.0	100.0	100.0	
1-2	0.0	0.0	0.0	0.0	0.0	
3-5	0.0	0.0	0.0	0.0	0.0	
6-9	0.0	0.0	0.0	0.0	0.0	
10-19	0.0	0.0	0.0	0.0	0.0	
20-39	0.0	0.0	0.0	0.0	0.0	
40+	0.0	0.0	0.0	0.0	0.0	
N of Valid	36	42	41	30	149	
N of Miss	2	1	0	0	3	

Table 151: On how many occasions have you used MDMA ('X', 'E', or ecstasy) in your lifetime?




Response	6	8	10	12	Total	
0	100.0	95.2	90.2	96.7	95.3	
1-2	0.0	2.4	7.3	3.3	3.4	
3-5	0.0	2.4	2.4	0.0	1.3	
6-9	0.0	0.0	0.0	0.0	0.0	
10-19	0.0	0.0	0.0	0.0	0.0	
20-39	0.0	0.0	0.0	0.0	0.0	
40+	0.0	0.0	0.0	0.0	0.0	
N of Valid	36	42	41	30	149	
N of Miss	2	1	0	0	3	

Table 152: On how many occasions have you used MDMA ('X', 'E', or ecstasy) during the past 30 days?



Response	6	8	10	12	Total	
0	100.0	97.6	95.1	100.0	98.0	
1-2	0.0	2.4	4.9	0.0	2.0	
3-5	0.0	0.0	0.0	0.0	0.0	
6-9	0.0	0.0	0.0	0.0	0.0	
10-19	0.0	0.0	0.0	0.0	0.0	
20-39	0.0	0.0	0.0	0.0	0.0	
40+	0.0	0.0	0.0	0.0	0.0	
N of Valid	36	41	41	30	148	
N of Miss	2	2	0	0	4	

Table 153: On how many occasions have you taken prescription drugs (such as Valium, Xanax, Ritalin, Adderall, OxyContin, Darvocet, or sleeping pills) on your own-that is, without a doctor telling you to take them in your lifetime?








Response	6	8	10	12	Total	
0	94.4	88.1	70.7	86.7	84.6	
1-2	5.6	9.5	7.3	6.7	7.4	
3-5	0.0	0.0	7.3	3.3	2.7	
6-9	0.0	2.4	2.4	0.0	1.3	
10-19	0.0	0.0	2.4	0.0	0.7	
20-39	0.0	0.0	2.4	0.0	0.7	
40+	0.0	0.0	7.3	3.3	2.7	
N of Valid	36	42	41	30	149	
N of Miss	2	1	0	0	3	

Table 154: On how many occasions have you taken prescription drugs (such as Valium, Xanax, Ritalin, Adderall, OxyContin, Darvocet, or sleeping pills) on your own-that is, without a doctor telling you to take them during the past 30 days?






Response	6	8	10	12	Total	
0	100.0	97.6	78.0	93.3	91.9	
1-2	0.0	2.4	9.8	3.3	4.1	
3-5	0.0	0.0	7.3	3.3	2.7	
6-9	0.0	0.0	2.4	0.0	0.7	
10-19	0.0	0.0	2.4	0.0	0.7	
20-39	0.0	0.0	0.0	0.0	0.0	
40+	0.0	0.0	0.0	0.0	0.0	
N of Valid	35	42	41	30	148	
N of Miss	3	1	0	0	4	

Table 155: On how many occasions have you taken non-prescription medicines such as diet pills (for example, Dietac, Dexatrim or Prolamine), stay-awake pills (for example No-Doz, Vivarin, or Wake), or cough or cold medicines (robos, DXM, etc.) to get high in your lifetime?







Response	6	8	10	12	Total	
0	100.0	95.2	78.0	83.3	89.2	
1-2	0.0	4.8	7.3	10.0	5.4	
3-5	0.0	0.0	4.9	0.0	1.4	
6-9	0.0	0.0	0.0	3.3	0.7	
10-19	0.0	0.0	0.0	0.0	0.0	
20-39	0.0	0.0	4.9	0.0	1.4	
40+	0.0	0.0	4.9	3.3	2.0	
N of Valid	35	42	41	30	148	
N of Miss	3	1	0	0	4	

Table 156: On how many occasions have you taken non-prescription medicines such as diet pills (for example, Dietac, Dexatrim or Prolamine), stay-awake pills (for example No-Doz, Vivarin, or Wake), or cough or cold medicines (robos, DXM, etc.) to get high during the past 30 days?





Response	6	8	10	12	Total	
0	100.0	97.6	85.4	93.3	93.9	
1-2	0.0	2.4	7.3	3.3	3.4	
3-5	0.0	0.0	2.4	3.3	1.4	
6-9	0.0	0.0	4.9	0.0	1.4	
10-19	0.0	0.0	0.0	0.0	0.0	
20-39	0.0	0.0	0.0	0.0	0.0	
40+	0.0	0.0	0.0	0.0	0.0	
N of Valid	35	42	41	30	148	
N of Miss	3	1	0	0	4	

Table 157: On how many occasions have you been drunk or very high from drinking alcoholic beverages during the past 30 days?








Response	6	8	10	12	Total	
0	100.0	85.7	70.7	90.0	85.7	
1-2	0.0	9.5	17.1	3.3	8.2	
3-5	0.0	0.0	0.0	3.3	0.7	
6-9	0.0	0.0	2.4	0.0	0.7	
10-19	0.0	2.4	0.0	3.3	1.4	
20-39	0.0	2.4	2.4	0.0	1.4	
40+	0.0	0.0	7.3	0.0	2.0	
N of Valid	34	42	41	30	147	
N of Miss	4	1	0	0	5	



Table 158: Think back over the last two weeks. How many times have you had five or more alcoholic drinks in a row?

Response	6	8	10	12	Total	
None	100.0	83.3	67.5	83.3	83.1	
Once	0.0	2.4	10.0	0.0	3.4	
Twice	0.0	7.1	12.5	13.3	8.1	
3-5 times	0.0	2.4	2.5	0.0	1.4	
6-9 times	0.0	2.4	2.5	3.3	2.0	
10 or more times	0.0	2.4	5.0	0.0	2.0	
N of Valid	36	42	40	30	148	
N of Miss	2	1	1	0	4	

Table 159: Have you ever used smokeless tobacco (chew, snuff, plug, dipping tobacco, or chewing tobacco)?

Response	6	8	10	12	Total	
Never	94.4	73.2	52.5	76.7	73.5	
Once or Twice	2.8	14.6	20.0	13.3	12.9	
Once in a while but not regularly	2.8	7.3	10.0	3.3	6.1	
Regularly in the past	0.0	2.4	7.5	3.3	3.4	
Regularly now	0.0	2.4	10.0	3.3	4.1	
N of Valid	36	41	40	30	147	
N of Miss	2	2	1	0	5	

Table 160: How often have you taken smokeless tobacco during the past 30 days?

Response	6	8	10	12	Total	
Not at all	94.4	85.7	75.0	83.3	84.5	
Once or twice	5.6	4.8	15.0	10.0	8.8	
Once or twice per week	0.0	4.8	0.0	0.0	1.4	
Three to five times per week	0.0	4.8	0.0	0.0	1.4	
About once a day	0.0	0.0	2.5	0.0	0.7	
More than once a day	0.0	0.0	7.5	6.7	3.4	
N of Valid	36	42	40	30	148	
N of Miss	2	1	1	0	4	

Table 161: Have you ever smoked cigarettes?






Response	6	8	10	12	Total	
Never	88.9	64.3	47.5	66.7	66.2	
Once or Twice	5.6	23.8	22.5	20.0	18.2	
Once in a while but not regularly	2.8	4.8	5.0	6.7	4.7	
Regularly in the past	2.8	7.1	7.5	6.7	6.1	
Regularly now	0.0	0.0	17.5	0.0	4.7	
N of Valid	36	42	40	30	148	
N of Miss	2	1	1	0	4	

Table 162: How frequently have you smoked cigarettes during the past 30 days?






Response	6	8	10	12	Total	
Not at all	97.2	90.5	75.0	80.0	85.8	
Less than one cigarette per day	2.8	7.1	10.0	16.7	8.8	
One to five cigarettes per day	0.0	2.4	5.0	3.3	2.7	
About one-half pack per day	0.0	0.0	7.5	0.0	2.0	
About one pack per day	0.0	0.0	0.0	0.0	0.0	
About one and one-half packs per day	0.0	0.0	2.5	0.0	0.7	
Two packs or more per day	0.0	0.0	0.0	0.0	0.0	
N of Valid	36	42	40	30	148	
N of Miss	2	1	1	0	4	

Table 163: During the last month, about how many marijuana cigarettes, or the equivalent, did you smoke a day, on the average?







Response	6	8	10	12	Total	
None	100.0	97.6	85.0	93.3	93.9	
Less than 1 a day	0.0	0.0	2.5	6.7	2.0	
1 a day	0.0	0.0	5.0	0.0	1.4	
2-3 a day	0.0	0.0	2.5	0.0	0.7	
4-6 a day	0.0	2.4	0.0	0.0	0.7	
7-10 a day	0.0	0.0	0.0	0.0	0.0	
11 or more a day	0.0	0.0	5.0	0.0	1.4	
N of Valid	36	42	40	30	148	
N of Miss	2	1	1	0	4	

Table 164: If you drank alcohol (not just a sip or taste) in the past year, how did you usually get it?










Response	6	8	10	12	Total	
I did not drink alcohol in the past year	94.4	59.5	36.8	53.3	61.0	
I bought it myself with a fake ID	0.0	0.0	0.0	0.0	0.0	
I bought it myself without a fake ID	0.0	0.0	0.0	3.3	0.7	
I got it from someone I know age 21 or older	0.0	9.5	31.6	23.3	15.8	
I got it from someone I know under age 21	2.8	2.4	5.3	13.3	5.5	
I got it from my brother or sister	0.0	0.0	0.0	0.0	0.0	
I got it from home with my parents' permission	0.0	2.4	10.5	0.0	3.4	
I got it from home without my parents' permission	0.0	7.1	2.6	0.0	2.7	
I got it from another relative	0.0	2.4	2.6	0.0	1.4	
A stranger bought it for me	0.0	0.0	2.6	0.0	0.7	
I took it from a store or shop	0.0	0.0	0.0	0.0	0.0	
Other	2.8	16.7	7.9	6.7	8.9	
N of Valid	36	42	38	30	146	
N of Miss	2	1	3	0	6	

Table 165: If you drank alcohol (not just a sip or taste) in the past year, where did you usually drink it?

Response	6	8	10	12	Total	
I did not drink alcohol in the past year	94.3	63.4	32.4	57.1	61.7	
at my home	2.9	19.5	27.0	3.6	14.2	
at someone else's home	2.9	12.2	21.6	25.0	14.9	
at an open area like a park, beach, field, back road, woods, or a street corner	0.0	4.9	8.1	14.3	6.4	
at a sporting event or concert	0.0	0.0	0.0	0.0	0.0	
at a restaurant, bar, or a nightclub	0.0	0.0	0.0	0.0	0.0	
at an empty building or a construction site	0.0	0.0	5.4	0.0	1.4	
at a hotel/motel	0.0	0.0	0.0	0.0	0.0	
in a car	0.0	0.0	5.4	0.0	1.4	
at school	0.0	0.0	0.0	0.0	0.0	
N of Valid	35	41	37	28	141	
N of Miss	3	2	4	2	11	

Table 166: If you smoked cigarettes (not just a puff or drag) in the past year, how did you usually get them?

Response	6	8	10	12	Total	
I did not smoke cigarettes in the past year	88.9	85.7	64.1	79.3	79.5	
I bought them myself with a fake ID	0.0	0.0	0.0	0.0	0.0	
I bought them myself without a fake ID	0.0	0.0	0.0	0.0	0.0	
I got them from someone I know age 18 or older	0.0	4.8	15.4	13.8	8.2	
I got them from someone I know under age 18	5.6	2.4	2.6	3.4	3.4	
I got them from my brother or sister	0.0	0.0	2.6	0.0	0.7	
I got them from home with my parents' permission	0.0	0.0	5.1	0.0	1.4	
I got them from home without my parents' permission	0.0	2.4	5.1	3.4	2.7	
I got them from another relative	2.8	0.0	0.0	0.0	0.7	
A stranger bought them for me	0.0	0.0	0.0	0.0	0.0	
I took them from a store or shop	0.0	0.0	0.0	0.0	0.0	
Other	2.8	4.8	5.1	0.0	3.4	
N of Valid	36	42	39	29	146	
N of Miss	2	1	2	1	6	

Table 167: If you smoked cigarettes (not just a puff or drag) in the past year, where did you usually smoke them?

Response	6	8	10	12	Total	
I did not smoke cigarettes in the past year	91.4	83.3	61.5	82.1	79.2	
at my home	0.0	9.5	20.5	3.6	9.0	
at someone else's home	2.9	7.1	7.7	3.6	5.6	
at an open area like a park, beach, field, back road, woods, or a street corner	0.0	0.0	5.1	3.6	2.1	
at a sporting event or concert	0.0	0.0	0.0	0.0	0.0	
at a restaurant, bar, or a nightclub	0.0	0.0	0.0	0.0	0.0	
at an empty building or a construction site	2.9	0.0	0.0	0.0	0.7	
at a hotel/motel	0.0	0.0	0.0	0.0	0.0	
in a car	2.9	0.0	5.1	7.1	3.5	
at school	0.0	0.0	0.0	0.0	0.0	
N of Valid	35	42	39	28	144	
N of Miss	3	1	2	2	8	

Table 168: During the past 30 days, how many times did you ride in a car or other vehicle driven by someone who had been drinking alcohol?

Response	6	8	10	12	Total	
0 times	77.8	68.3	60.0	83.3	71.4	
1 time	8.3	12.2	7.5	6.7	8.8	
2 or 3 times	11.1	4.9	10.0	0.0	6.8	
4 or 5 times	0.0	0.0	7.5	6.7	3.4	
6 or more times	2.8	14.6	15.0	3.3	9.5	
N of Valid	36	41	40	30	147	
N of Miss	2	2	1	0	5	

Table 169: During the past 30 days, how many times did you drive a car or other vehicle when you had been drinking alcohol?







Response	6	8	10	12	Total	
I did not drive a car in the past 30 days	55.6	54.8	35.0	16.7	41.9	
0 times	41.7	33.3	50.0	70.0	47.3	
1 time	2.8	2.4	7.5	6.7	4.7	
2 or 3 times	0.0	2.4	5.0	6.7	3.4	
4 or 5 times	0.0	2.4	2.5	0.0	1.4	
6 or more times	0.0	4.8	0.0	0.0	1.4	
N of Valid	36	42	40	30	148	
N of Miss	2	1	1	0	4	

Table 170: How wrong would most adults (over 21) in your neighborhood think it is for kids your age: to use marijuana?





Response	6	8	10	12	Total	
Very wrong	88.6	64.3	57.5	66.7	68.7	
Wrong	8.6	19.0	25.0	13.3	17.0	
A little bit wrong	2.9	7.1	15.0	16.7	10.2	
Not wrong at all	0.0	9.5	2.5	3.3	4.1	
N of Valid	35	42	40	30	147	
N of Miss	3	1	1	0	5	

Table 171: How wrong would most adults (over 21) in your neighborhood think it is for kids your age: to drink alcohol?





Response	6	8	10	12	Total	
Very wrong	77.1	41.5	45.0	40.0	50.7	
Wrong	8.6	19.5	20.0	20.0	17.1	
A little bit wrong	11.4	24.4	22.5	33.3	22.6	
Not wrong at all	2.9	14.6	12.5	6.7	9.6	
N of Valid	35	41	40	30	146	
N of Miss	3	2	1	0	6	

Table 172: How wrong would most adults (over 21) in your neighborhood think it is for kids your age: to smoke cigarettes?





Response	6	8	10	12	Total	
Very wrong	68.6	41.5	52.5	43.3	51.4	
Wrong	20.0	26.8	15.0	26.7	21.9	
A little bit wrong	2.9	14.6	22.5	23.3	15.8	
Not wrong at all	8.6	17.1	10.0	6.7	11.0	
N of Valid	35	41	40	30	146	
N of Miss	3	2	1	0	6	

Table 173: How much do each of the following statements describe your neighborhood? crime and/or drug selling





Response	6	8	10	12	Total	
NO!	62.9	47.6	60.0	43.3	53.7	
no	22.9	35.7	27.5	33.3	29.9	
yes	14.3	9.5	12.5	23.3	14.3	
YES!	0.0	7.1	0.0	0.0	2.0	
N of Valid	35	42	40	30	147	
N of Miss	3	1	1	0	5	

Table 174: How much do each of the following statements describe your neighborhood? fights





Response	6	8	10	12	Total	
NO!	50.0	35.7	45.0	40.0	42.5	
no	38.2	28.6	12.5	36.7	28.1	
yes	5.9	26.2	37.5	20.0	23.3	
YES!	5.9	9.5	5.0	3.3	6.2	
N of Valid	34	42	40	30	146	
N of Miss	4	1	1	0	6	



Table 175: How much do each of the following statements describe your neighborhood? lots of empty or abandoned buildings





Response	6	8	10	12	Total	
NO!	55.9	54.8	61.5	43.3	54.5	
no	23.5	28.6	25.6	40.0	29.0	
yes	20.6	9.5	12.8	13.3	13.8	
YES!	0.0	7.1	0.0	3.3	2.8	
N of Valid	34	42	39	30	145	
N of Miss	4	1	2	0	7	

Table 176: How much do each of the following statements describe your neighborhood? lots of graffiti





Response	6	8	10	12	Total	
NO!	71.4	47.6	65.0	53.3	59.2	
no	25.7	38.1	25.0	46.7	33.3	
yes	2.9	9.5	10.0	0.0	6.1	
YES!	0.0	4.8	0.0	0.0	1.4	
N of Valid	35	42	40	30	147	
N of Miss	3	1	1	0	5	

Table 177: If I had to move, I would miss the neighborhood I now live in.





Response	6	8	10	12	Total	
NO!	14.3	14.3	10.0	6.7	11.6	
no	5.7	9.5	12.5	13.3	10.2	
yes	20.0	26.2	27.5	40.0	27.9	
YES!	60.0	50.0	50.0	40.0	50.3	
N of Valid	35	42	40	30	147	
N of Miss	3	1	1	0	5	

Table 178: My neighbors notice when I am doing a good job and let me know about it.

Response	6	8	10	12	Total	
NO!	41.7	42.5	30.0	30.0	36.3	
no	27.8	27.5	45.0	50.0	37.0	
yes	19.4	15.0	12.5	20.0	16.4	
YES!	11.1	15.0	12.5	0.0	10.3	
N of Valid	36	40	40	30	146	
N of Miss	2	3	1	0	6	

Table 179: I like my neighborhood.

Response	6	8	10	12	Total	
NO!	11.4	12.2	7.5	3.3	8.9	
no	11.4	7.3	12.5	10.0	10.3	
yes	20.0	34.1	42.5	53.3	37.0	
YES!	57.1	46.3	37.5	33.3	43.8	
N of Valid	35	41	40	30	146	
N of Miss	3	2	1	0	6	

Table 180: There are lots of adults in my neighborhood I could talk to about something important.

Response	6	8	10	12	Total	
NO!	22.2	31.0	22.5	10.0	22.3	
no	25.0	19.0	25.0	43.3	27.0	
yes	22.2	21.4	27.5	33.3	25.7	
YES!	30.6	28.6	25.0	13.3	25.0	
N of Valid	36	42	40	30	148	
N of Miss	2	1	1	0	4	

Table 181: I'd like to get out of my neighborhood.





Response	6	8	10	12	Total	
NO!	63.9	50.0	46.2	33.3	49.0	
no	16.7	33.3	30.8	36.7	29.3	
yes	11.1	4.8	17.9	16.7	12.2	
YES!	8.3	11.9	5.1	13.3	9.5	
N of Valid	36	42	39	30	147	
N of Miss	2	1	2	0	5	

Table 182: There are people in my neighborhood who are proud of me when I do something well.





Response	6	8	10	12	Total	
NO!	22.2	26.2	25.0	16.7	23.0	
no	19.4	23.8	25.0	20.0	22.3	
yes	25.0	21.4	27.5	56.7	31.1	
YES!	33.3	28.6	22.5	6.7	23.6	
N of Valid	36	42	40	30	148	
N of Miss	2	1	1	0	4	

Table 183: There are people in my neighborhood who encourage me to do my best.





Response	6	8	10	12	Total	
NO!	19.4	26.2	27.5	20.0	23.6	
no	8.3	14.3	15.0	26.7	15.5	
yes	27.8	31.0	30.0	43.3	32.4	
YES!	44.4	28.6	27.5	10.0	28.4	
N of Valid	36	42	40	30	148	
N of Miss	2	1	1	0	4	

Table 184: I feel safe in my neighborhood.





Response	6	8	10	12	Total	
NO!	11.1	21.4	10.0	3.3	12.2	
no	8.3	7.1	10.0	16.7	10.1	
yes	30.6	38.1	37.5	33.3	35.1	
YES!	50.0	33.3	42.5	46.7	42.6	
N of Valid	36	42	40	30	148	
N of Miss	2	1	1	0	4	

Table 185: Which of the following activities for people your age are available in your community? sports teams?



Response	6	8	10	12	Total	
No	17.1	26.8	20.0	20.0	21.2	
Yes	82.9	73.2	80.0	80.0	78.8	
N of Valid	35	41	40	30	146	
N of Miss	3	2	1	0	6	

Table 186: Which of the following activities for people your age are available in your community? scouting?



Response	6	8	10	12	Total	
No	44.1	85.4	64.9	66.7	66.2	
Yes	55.9	14.6	35.1	33.3	33.8	
N of Valid	34	41	37	30	142	
N of Miss	4	2	4	0	10	

Table 187: Which of the following activities for people your age are available in your community? boys and girls clubs?

Response	6	8	10	12	Total
No	11.1	48.8	39.5	33.3	33.8
Yes	88.9	51.2	60.5	66.7	66.2
N of Valid	36	41	38	30	145
N of Miss	2	2	3	0	7

Table 188: Which of the following activities for people your age are available in your community? 4-H clubs?

Response	6	8	10	12	Total
No	35.3	53.7	35.1	30.0	39.4
Yes	64.7	46.3	64.9	70.0	60.6
N of Valid	34	41	37	30	142
N of Miss	4	2	4	0	10

Table 189: Which of the following activities for people your age are available in your community? service clubs?

Response	6	8	10	12	Total
No	52.9	73.2	55.3	50.0	58.7
Yes	47.1	26.8	44.7	50.0	41.3
N of Valid	34	41	38	30	143
N of Miss	4	2	3	0	9

Table 190: If a kid smoked marijuana in your neighborhood would he or she be caught by the police?





Response	6	8	10	12	Total	
NO!	11.4	25.0	30.0	23.3	22.8	
no	5.7	32.5	45.0	50.0	33.1	
yes	42.9	25.0	5.0	20.0	22.8	
YES!	40.0	17.5	20.0	6.7	21.4	
N of Valid	35	40	40	30	145	
N of Miss	3	3	1	0	7	

Table 191: If a kid drank some beer, wine or hard liquor (for example, vodka, whiskey, or gin) in your neighborhood would he or she be caught by the police?





Response	6	8	10	12	Total	
NO!	11.4	30.0	47.5	20.0	28.3	
no	14.3	40.0	35.0	63.3	37.2	
yes	48.6	17.5	2.5	13.3	20.0	
YES!	25.7	12.5	15.0	3.3	14.5	
N of Valid	35	40	40	30	145	
N of Miss	3	3	1	0	7	

Table 192: If a kid carried a handgun in your neighborhood would he or she be caught by the police?





Response	6	8	10	12	Total	
NO!	8.6	17.5	22.5	13.3	15.9	
no	8.6	27.5	37.5	53.3	31.0	
yes	37.1	27.5	20.0	23.3	26.9	
YES!	45.7	27.5	20.0	10.0	26.2	
N of Valid	35	40	40	30	145	
N of Miss	3	3	1	0	7	

Table 193: If you wanted to get some cigarettes, how easy would it be for you to get some?





Response	6	8	10	12	Total	
Very hard	62.9	36.6	32.5	16.7	37.7	
Sort of hard	14.3	14.6	2.5	0.0	8.2	
Sort of easy	20.0	17.1	15.0	30.0	19.9	
Very easy	2.9	31.7	50.0	53.3	34.2	
N of Valid	35	41	40	30	146	
N of Miss	3	2	1	0	6	

Table 194: If you wanted to get some beer, wine or hard liquor (for example, vodka, whiskey, or gin), how easy would it be for you to get some?





Response	6	8	10	12	Total	
Very hard	60.0	30.0	25.0	10.0	31.7	
Sort of hard	22.9	22.5	7.5	6.7	15.2	
Sort of easy	5.7	15.0	17.5	36.7	17.9	
Very easy	11.4	32.5	50.0	46.7	35.2	
N of Valid	35	40	40	30	145	
N of Miss	3	3	1	0	7	

Table 195: If you wanted to get a drug like cocaine, LSD, or amphetamines, how easy would it be for you to get some?





Response	6	8	10	12	Total	
Very hard	88.2	82.9	62.5	53.3	72.4	
Sort of hard	5.9	4.9	17.5	23.3	12.4	
Sort of easy	5.9	4.9	2.5	10.0	5.5	
Very easy	0.0	7.3	17.5	13.3	9.7	
N of Valid	34	41	40	30	145	
N of Miss	4	2	1	0	7	

Table 196: If you wanted to get a handgun, how easy would it be for you to get one?





Response	6	8	10	12	Total	
Very hard	80.0	63.4	47.5	30.0	56.2	
Sort of hard	5.7	12.2	15.0	23.3	13.7	
Sort of easy	8.6	12.2	15.0	10.0	11.6	
Very easy	5.7	12.2	22.5	36.7	18.5	
N of Valid	35	41	40	30	146	
N of Miss	3	2	1	0	6	

Table 197: If you wanted to get some marijuana, how easy would it be for you to get some?





Response	6	8	10	12	Total	
Very hard	88.2	68.3	37.5	23.3	55.2	
Sort of hard	5.9	0.0	10.0	13.3	6.9	
Sort of easy	5.9	12.2	22.5	20.0	15.2	
Very easy	0.0	19.5	30.0	43.3	22.8	
N of Valid	34	41	40	30	145	
N of Miss	4	2	1	0	7	

Table 198: During the past 12 months, have you participated in any alcohol prevention programs or seen any alcohol prevention messages in your school or community?  
Yes, a school-based program focused on preventing underage drinking and/or drinking and driving.



Response	6	8	10	12	Total	
No	52.6	79.1	75.6	80.0	71.7	
Yes	47.4	20.9	24.4	20.0	28.3	
N of Valid	38	43	41	30	152	
N of Miss	0	0	0	0	0	



Table 199: During the past 12 months, have you participated in any alcohol prevention programs or seen any alcohol prevention messages in your school or community? Yes, a community-based program focused on preventing underage drinking and/or drinking and driving (for example, through your church or temple or through youth groups like Boys and Girls Club or 4-H).



Response	6	8	10	12	Total	
No	89.5	93.0	97.6	96.7	94.1	
Yes	10.5	7.0	2.4	3.3	5.9	
N of Valid	38	43	41	30	152	
N of Miss	0	0	0	0	0	

Table 200: During the past 12 months, have you participated in any alcohol prevention programs or seen any alcohol prevention messages in your school or community? Yes, a media campaign addressing underage drinking and/or drinking and driving (for example, newspaper ads, posters, pamphlets, radio, TV).



Response	6	8	10	12	Total	
No	86.8	88.4	90.2	83.3	87.5	
Yes	13.2	11.6	9.8	16.7	12.5	
N of Valid	38	43	41	30	152	
N of Miss	0	0	0	0	0	

Table 201: During the past 12 months, have you participated in any alcohol prevention programs or seen any alcohol prevention messages in your school or community? No



Response	6	8	10	12	Total	
No	73.7	41.9	36.6	36.7	47.4	
Yes	26.3	58.1	63.4	63.3	52.6	
N of Valid	38	43	41	30	152	
N of Miss	0	0	0	0	0	

Table 202: How wrong do your parents feel it would be for YOU to: drink beer, wine or hard liquor (for example, vodka, whiskey or gin) regularly?





Response	6	8	10	12	Total	
Very wrong	91.7	58.5	50.0	63.3	65.3	
Wrong	2.8	14.6	12.5	26.7	13.6	
A little bit wrong	5.6	22.0	25.0	6.7	15.6	
Not wrong at all	0.0	4.9	12.5	3.3	5.4	
N of Valid	36	41	40	30	147	
N of Miss	2	2	1	0	5	

Table 203: How wrong do your parents feel it would be for YOU to: smoke cigarettes?





Response	6	8	10	12	Total	
Very wrong	94.4	70.7	65.0	70.0	74.8	
Wrong	2.8	14.6	10.0	16.7	10.9	
A little bit wrong	2.8	7.3	20.0	10.0	10.2	
Not wrong at all	0.0	7.3	5.0	3.3	4.1	
N of Valid	36	41	40	30	147	
N of Miss	2	2	1	0	5	

Table 204: How wrong do your parents feel it would be for YOU to: smoke marijuana?





Response	6	8	10	12	Total	
Very wrong	97.1	85.0	75.0	93.3	86.9	
Wrong	0.0	7.5	15.0	6.7	7.6	
A little bit wrong	2.9	2.5	5.0	0.0	2.8	
Not wrong at all	0.0	5.0	5.0	0.0	2.8	
N of Valid	35	40	40	30	145	
N of Miss	3	3	1	0	7	

Table 205: How wrong do your parents feel it would be for YOU to: steal something worth more than \$5?





Response	6	8	10	12	Total	
Very wrong	94.4	78.0	82.1	90.0	85.6	
Wrong	5.6	17.1	10.3	10.0	11.0	
A little bit wrong	0.0	2.4	5.1	0.0	2.1	
Not wrong at all	0.0	2.4	2.6	0.0	1.4	
N of Valid	36	41	39	30	146	
N of Miss	2	2	2	0	6	

Table 206: How wrong do your parents feel it would be for YOU to: draw graffiti, write things, or draw pictures on buildings or other property (without the owner's permission)?





Response	6	8	10	12	Total	
Very wrong	94.3	65.9	72.5	86.7	78.8	
Wrong	2.9	24.4	12.5	6.7	12.3	
A little bit wrong	2.9	4.9	10.0	3.3	5.5	
Not wrong at all	0.0	4.9	5.0	3.3	3.4	
N of Valid	35	41	40	30	146	
N of Miss	3	2	1	0	6	

Table 207: How wrong do your parents feel it would be for YOU to: pick a fight with someone?





Response	6	8	10	12	Total	
Very wrong	77.1	53.7	40.0	56.7	56.2	
Wrong	14.3	22.0	22.5	33.3	22.6	
A little bit wrong	5.7	14.6	27.5	6.7	14.4	
Not wrong at all	2.9	9.8	10.0	3.3	6.8	
N of Valid	35	41	40	30	146	
N of Miss	3	2	1	0	6	

Table 208: During the past 12 months, have you talked with at least one of your parents about the dangers of underage drinking and/or drinking and driving? By parents, we mean either your biological parents, adoptive parents, stepparents, or adult guardians - whether or not they live with you.



Response	6	8	10	12	Total	
No	51.4	65.9	65.0	44.8	57.9	
Yes	48.6	34.1	35.0	55.2	42.1	
N of Valid	35	41	40	29	145	
N of Miss	3	2	1	1	7	

Table 209: Have any of your brothers or sisters ever: drunk beer, wine or hard liquor (for example, vodka, whiskey or gin)?




Response	6	8	10	12	Total	
No	61.1	53.7	35.0	26.7	44.9	
Yes	36.1	36.6	60.0	70.0	49.7	
I don't have any brothers or sisters	2.8	9.8	5.0	3.3	5.4	
N of Valid	36	41	40	30	147	
N of Miss	2	2	1	0	5	

Table 210: Have any of your brothers or sisters ever: smoked marijuana?




Response	6	8	10	12	Total	
No	86.1	73.2	55.0	70.0	70.7	
Yes	11.1	17.1	40.0	26.7	23.8	
I don't have any brothers or sisters	2.8	9.8	5.0	3.3	5.4	
N of Valid	36	41	40	30	147	
N of Miss	2	2	1	0	5	

Table 211: Have any of your brothers or sisters ever: smoked cigarettes?




Response	6	8	10	12	Total	
No	75.0	61.0	50.0	53.3	59.9	
Yes	22.2	29.3	45.0	43.3	34.7	
I don't have any brothers or sisters	2.8	9.8	5.0	3.3	5.4	
N of Valid	36	41	40	30	147	
N of Miss	2	2	1	0	5	

Table 212: Have any of your brothers or sisters ever: taken a handgun to school?




Response	6	8	10	12	Total	
No	91.7	87.8	95.0	96.7	92.5	
Yes	5.6	2.4	0.0	0.0	2.0	
I don't have any brothers or sisters	2.8	9.8	5.0	3.3	5.4	
N of Valid	36	41	40	30	147	
N of Miss	2	2	1	0	5	

Table 213: Have any of your brothers or sisters ever: been suspended or expelled from school?




Response	6	8	10	12	Total	
No	72.2	61.0	60.0	70.0	65.3	
Yes	25.0	29.3	35.0	26.7	29.3	
I don't have any brothers or sisters	2.8	9.8	5.0	3.3	5.4	
N of Valid	36	41	40	30	147	
N of Miss	2	2	1	0	5	

Table 214: The rules in my family are clear.

Response	6	8	10	12	Total
NO!	0.0	9.8	5.1	3.3	4.8
no	5.7	9.8	10.3	16.7	10.3
yes	25.7	43.9	41.0	50.0	40.0
YES!	68.6	36.6	43.6	30.0	44.8
N of Valid	35	41	39	30	145
N of Miss	3	2	2	0	7

Table 215: People in my family often insult or yell at each other.

Response	6	8	10	12	Total
NO!	31.4	14.6	27.5	10.0	21.2
no	40.0	41.5	27.5	46.7	38.4
yes	22.9	26.8	37.5	26.7	28.8
YES!	5.7	17.1	7.5	16.7	11.6
N of Valid	35	41	40	30	146
N of Miss	3	2	1	0	6

Table 216: When I am not at home, one of my parents knows where I am and who I am with.

Response	6	8	10	12	Total
NO!	0.0	5.0	5.0	10.0	4.8
no	2.9	7.5	15.0	13.3	9.7
yes	20.0	47.5	40.0	33.3	35.9
YES!	77.1	40.0	40.0	43.3	49.7
N of Valid	35	40	40	30	145
N of Miss	3	3	1	0	7

Table 217: We argue about the same things in my family over and over.

Response	6	8	10	12	Total	
NO!	42.9	22.5	20.0	10.0	24.1	
no	31.4	30.0	37.5	30.0	32.4	
yes	22.9	32.5	25.0	43.3	30.3	
YES!	2.9	15.0	17.5	16.7	13.1	
N of Valid	35	40	40	30	145	
N of Miss	3	3	1	0	7	

Table 218: If you drank some beer or wine or liquor (for example, vodka, whiskey, or gin) without your parents' permission, would you be caught by your parents?

Response	6	8	10	12	Total	
NO!	2.9	20.0	24.4	20.0	17.1	
no	2.9	27.5	36.6	43.3	27.4	
yes	14.3	30.0	17.1	33.3	23.3	
YES!	80.0	22.5	22.0	3.3	32.2	
N of Valid	35	40	41	30	146	
N of Miss	3	3	0	0	6	

Table 219: My family has clear rules about alcohol and drug use.

Response	6	8	10	12	Total	
NO!	2.9	15.8	20.0	10.0	12.6	
no	5.7	18.4	7.5	10.0	10.5	
yes	28.6	21.1	40.0	43.3	32.9	
YES!	62.9	44.7	32.5	36.7	44.1	
N of Valid	35	38	40	30	143	
N of Miss	3	5	1	0	9	

Table 220: If you carried a handgun without your parents' permission, would you be caught by your parents?

Response	6	8	10	12	Total	
NO!	0.0	15.4	12.5	13.3	10.4	
no	2.9	7.7	27.5	20.0	14.6	
yes	17.1	23.1	27.5	40.0	26.4	
YES!	80.0	53.8	32.5	26.7	48.6	
N of Valid	35	39	40	30	144	
N of Miss	3	4	1	0	8	

Table 221: If you skipped school would you be caught by your parents?

Response	6	8	10	12	Total	
NO!	2.9	15.4	22.5	16.7	14.6	
no	2.9	7.7	25.0	30.0	16.0	
yes	22.9	28.2	25.0	16.7	23.6	
YES!	71.4	48.7	27.5	36.7	45.8	
N of Valid	35	39	40	30	144	
N of Miss	3	4	1	0	8	

Table 222: Do you feel very close to your mother?

Response	6	8	10	12	Total	
NO!	0.0	17.5	17.5	20.0	13.8	
no	8.6	7.5	20.0	3.3	10.3	
yes	17.1	25.0	20.0	36.7	24.1	
YES!	74.3	50.0	42.5	40.0	51.7	
N of Valid	35	40	40	30	145	
N of Miss	3	3	1	0	7	



Table 223: Do you share your thoughts and feelings with your mother?





Response	6	8	10	12	Total	
NO!	0.0	25.6	30.8	20.0	19.6	
no	17.1	17.9	25.6	20.0	20.3	
yes	20.0	30.8	15.4	46.7	27.3	
YES!	62.9	25.6	28.2	13.3	32.9	
N of Valid	35	39	39	30	143	
N of Miss	3	4	2	0	9	

Table 224: My parents ask me what I think before most family decisions affecting me are made.





Response	6	8	10	12	Total	
NO!	11.8	27.5	27.5	20.0	22.2	
no	11.8	17.5	25.0	23.3	19.4	
yes	32.4	32.5	35.0	36.7	34.0	
YES!	44.1	22.5	12.5	20.0	24.3	
N of Valid	34	40	40	30	144	
N of Miss	4	3	1	0	8	

Table 225: Do you share your thoughts and feelings with your father?





Response	6	8	10	12	Total	
NO!	16.7	30.8	30.8	13.3	23.6	
no	22.2	20.5	7.7	30.0	19.4	
yes	19.4	28.2	41.0	30.0	29.9	
YES!	41.7	20.5	20.5	26.7	27.1	
N of Valid	36	39	39	30	144	
N of Miss	2	4	2	0	8	

Table 226: Do you enjoy spending time with your mother?

Response	6	8	10	12	Total	
NO!	0.0	12.5	20.0	13.3	11.6	
no	2.8	10.0	5.0	6.7	6.2	
yes	25.0	35.0	42.5	53.3	38.4	
YES!	72.2	42.5	32.5	26.7	43.8	
N of Valid	36	40	40	30	146	
N of Miss	2	3	1	0	6	

Table 227: Do you enjoy spending time with your father?

Response	6	8	10	12	Total	
NO!	8.3	18.9	20.5	3.3	13.4	
no	5.6	13.5	7.7	6.7	8.5	
yes	25.0	27.0	38.5	46.7	33.8	
YES!	61.1	40.5	33.3	43.3	44.4	
N of Valid	36	37	39	30	142	
N of Miss	2	6	2	0	10	

Table 228: If I had a personal problem, I could ask my mom or dad for help.

Response	6	8	10	12	Total	
NO!	2.9	12.8	15.0	3.3	9.0	
no	2.9	12.8	22.5	6.7	11.8	
yes	25.7	33.3	27.5	46.7	32.6	
YES!	68.6	41.0	35.0	43.3	46.5	
N of Valid	35	39	40	30	144	
N of Miss	3	4	1	0	8	

Table 229: Do you feel very close to your father?





Response	6	8	10	12	Total	
NO!	8.8	23.1	18.9	10.0	15.7	
no	11.8	10.3	13.5	10.0	11.4	
yes	23.5	30.8	27.0	33.3	28.6	
YES!	55.9	35.9	40.5	46.7	44.3	
N of Valid	34	39	37	30	140	
N of Miss	4	4	4	0	12	

Table 230: My parents give me lots of chances to do fun things with them.





Response	6	8	10	12	Total	
NO!	2.9	25.0	15.0	16.7	15.2	
no	14.3	15.0	15.0	26.7	17.2	
yes	25.7	25.0	37.5	30.0	29.7	
YES!	57.1	35.0	32.5	26.7	37.9	
N of Valid	35	40	40	30	145	
N of Miss	3	3	1	0	7	

Table 231: My parents ask if I've gotten my homework done.





Response	6	8	10	12	Total	
NO!	2.9	17.5	10.0	10.3	10.4	
no	2.9	0.0	12.5	31.0	10.4	
yes	28.6	27.5	42.5	48.3	36.1	
YES!	65.7	55.0	35.0	10.3	43.1	
N of Valid	35	40	40	29	144	
N of Miss	3	3	1	1	8	

Table 232: People in my family have serious arguments.





Response	6	8	10	12	Total	
NO!	34.3	27.5	22.5	7.1	23.8	
no	31.4	35.0	37.5	46.4	37.1	
yes	22.9	12.5	25.0	32.1	22.4	
YES!	11.4	25.0	15.0	14.3	16.8	
N of Valid	35	40	40	28	143	
N of Miss	3	3	1	2	9	

Table 233: Would your parents know if you did not come home on time?





Response	6	8	10	12	Total	
NO!	0.0	10.0	12.5	13.8	9.0	
no	2.9	7.5	7.5	3.4	5.6	
yes	22.9	37.5	30.0	41.4	32.6	
YES!	74.3	45.0	50.0	41.4	52.8	
N of Valid	35	40	40	29	144	
N of Miss	3	3	1	1	8	

Table 234: It is important to be honest with your parents, even if they become upset or you get punished.





Response	6	8	10	12	Total	
NO!	0.0	20.0	10.0	3.4	9.0	
no	2.9	0.0	20.0	17.2	9.7	
yes	28.6	32.5	40.0	41.4	35.4	
YES!	68.6	47.5	30.0	37.9	45.8	
N of Valid	35	40	40	29	144	
N of Miss	3	3	1	1	8	

Table 235: My parents notice when I am doing a good job and let me know about it.


Response	6	8	10	12	Total	
Never or Almost Never	5.7	20.0	12.8	3.4	11.2	
Sometimes	28.6	30.0	28.2	37.9	30.8	
Often	31.4	27.5	25.6	37.9	30.1	
All the time	34.3	22.5	33.3	20.7	28.0	
N of Valid	35	40	39	29	143	
N of Miss	3	3	2	1	9	

Table 236: How often do your parents tell you they're proud of you for something you've done?


Response	6	8	10	12	Total	
Never or Almost Never	5.7	23.1	15.0	3.4	12.6	
Sometimes	17.1	28.2	25.0	44.8	28.0	
Often	37.1	30.8	32.5	24.1	31.5	
All the time	40.0	17.9	27.5	27.6	28.0	
N of Valid	35	39	40	29	143	
N of Miss	3	4	1	1	9	

Table 237: How many brothers and sisters, including stepbrothers and stepsisters, do you have that are younger than you?

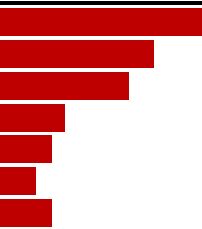
Response	6	8	10	12	Total	
0	42.9	33.3	20.0	41.4	33.6	
1	28.6	15.4	27.5	20.7	23.1	
2	14.3	15.4	22.5	24.1	18.9	
3	11.4	12.8	7.5	0.0	8.4	
4	2.9	7.7	12.5	0.0	6.3	
5	0.0	2.6	5.0	6.9	3.5	
6 or more	0.0	12.8	5.0	6.9	6.3	
N of Valid	35	39	40	29	143	
N of Miss	3	4	1	1	9	

Table 238: How many brothers and sisters, including stepbrothers and stepsisters, do you have that are older than you?








Response	6	8	10	12	Total	
0	22.9	28.2	20.0	27.6	24.5	
1	31.4	23.1	12.5	27.6	23.1	
2	20.0	12.8	17.5	20.7	17.5	
3	8.6	17.9	22.5	13.8	16.1	
4	8.6	5.1	15.0	6.9	9.1	
5	5.7	5.1	7.5	3.4	5.6	
6 or more	2.9	7.7	5.0	0.0	4.2	
N of Valid	35	39	40	29	143	
N of Miss	3	4	1	1	9	

Table 239: Have you changed homes in the past year (the last 12 months)?



Response	6	8	10	12	Total	
No	68.6	65.0	67.5	69.0	67.4	
Yes	31.4	35.0	32.5	31.0	32.6	
N of Valid	35	40	40	29	144	
N of Miss	3	3	1	1	8	

Table 240: How many times have you changed homes since kindergarten?






Response	6	8	10	12	Total	
Never	37.1	27.5	27.5	24.1	29.2	
1 or 2 times	22.9	25.0	22.5	37.9	26.4	
3 or 4 times	20.0	22.5	17.5	17.2	19.4	
5 or 6 times	8.6	12.5	15.0	10.3	11.8	
7 or more times	11.4	12.5	17.5	10.3	13.2	
N of Valid	35	40	40	29	144	
N of Miss	3	3	1	1	8	

Table 241: Have you changed schools (including changing from elementary to middle and middle to high school) in the past year?



Response	6	8	10	12	Total	
No	57.6	65.0	70.0	82.8	68.3	
Yes	42.4	35.0	30.0	17.2	31.7	
N of Valid	33	40	40	29	142	
N of Miss	5	3	1	1	10	

Table 242: How many times have you changed schools since kindergarten (including changing from elementary to middle and middle to high school)?






Response	6	8	10	12	Total	
Never	22.9	32.5	30.0	20.7	27.1	
1 or 2 times	51.4	32.5	25.0	34.5	35.4	
3 or 4 times	11.4	15.0	17.5	24.1	16.7	
5 or 6 times	11.4	10.0	20.0	10.3	13.2	
7 or more times	2.9	10.0	7.5	10.3	7.6	
N of Valid	35	40	40	29	144	
N of Miss	3	3	1	1	8	

Table 243: Has anyone in your family ever had severe alcohol or drug problems?



Response	6	8	10	12	Total	
No	67.6	56.4	46.2	41.4	53.2	
Yes	32.4	43.6	53.8	58.6	46.8	
N of Valid	34	39	39	29	141	
N of Miss	4	4	2	1	11	

Table 244: About how many adults (over 21) have you known personally who in the past year have: used marijuana, crack, cocaine, or other drugs?






Response	6	8	10	12	Total	
0	60.0	60.0	40.0	37.9	50.0	
1	22.9	15.0	10.0	17.2	16.0	
2	5.7	12.5	22.5	17.2	14.6	
3-4	2.9	7.5	10.0	13.8	8.3	
5+	8.6	5.0	17.5	13.8	11.1	
N of Valid	35	40	40	29	144	
N of Miss	3	3	1	1	8	

Table 245: About how many adults (over 21) have you known personally who in the past year have: sold or dealt drugs?






Response	6	8	10	12	Total	
0	82.4	65.0	53.8	51.7	63.4	
1	11.8	20.0	23.1	20.7	19.0	
2	2.9	5.0	10.3	6.9	6.3	
3-4	0.0	2.5	5.1	13.8	4.9	
5+	2.9	7.5	7.7	6.9	6.3	
N of Valid	34	40	39	29	142	
N of Miss	4	3	2	1	10	

Table 246: About how many adults (over 21) have you known personally who in the past year have: done other things that could get them in trouble with the police, like stealing, selling stolen goods, mugging or assaulting others, etc.?






Response	6	8	10	12	Total	
0	82.9	59.0	62.5	48.3	63.6	
1	14.3	23.1	12.5	13.8	16.1	
2	0.0	5.1	7.5	13.8	6.3	
3-4	0.0	2.6	7.5	13.8	5.6	
5+	2.9	10.3	10.0	10.3	8.4	
N of Valid	35	39	40	29	143	
N of Miss	3	4	1	1	9	



Table 247: About how many adults (over 21) have you known personally who in the past year have: gotten drunk or high?









Response	6	8	10	12	Total	
0	45.7	37.5	32.5	27.6	36.1	
1	28.6	30.0	12.5	20.7	22.9	
2	5.7	12.5	7.5	3.4	7.6	
3-4	8.6	5.0	5.0	13.8	7.6	
5+	11.4	15.0	42.5	34.5	25.7	
N of Valid	35	40	40	29	144	
N of Miss	3	3	1	1	8	

Table 248: How honest were you in filling out this survey?

Response	6	8	10	12	Total	
I was very honest	91.4	72.5	80.5	86.7	82.2	
I was honest pretty much of the time	8.6	25.0	19.5	10.0	16.4	
I was honest some of the time	0.0	2.5	0.0	3.3	1.4	
I was honest once in a while	0.0	0.0	0.0	0.0	0.0	
I was not honest at all	0.0	0.0	0.0	0.0	0.0	
N of Valid	35	40	41	30	146	
N of Miss	3	3	0	0	6	