

2008 APNA

Arkansas Prevention Needs Assessment Student Survey



Madison County Frequency Distribution Report

Office of Alcohol and Drug Abuse Prevention
Division of Behavioral Health Services
Arkansas Department of Human Services
March 2009

Contents

1 INTRODUCTION

12

2 PERCENTAGE TABLES

17

List of Tables

1	Sex	18
2	Age	18
3	Are you Hispanic or Latino?	18
4	What is your race? Black or African American	19
5	What is your race? Asian	19
6	What is your race? American Indian	19
7	What is your race? Alaska Native	19
8	What is your race? White	20
9	What is your race? Native Hawaiian or Other Pacific Islander	20
10	What is your race? Other	20
11	What is the highest level of schooling completed by your mother or father?	21
12	Think of where you live most of the time. Which of the following people live there with you? Mother	21
13	Think of where you live most of the time. Which of the following people live there with you? Stepmother	21
14	Think of where you live most of the time. Which of the following people live there with you? Foster Mother	22
15	Think of where you live most of the time. Which of the following people live there with you? Grandmother	22
16	Think of where you live most of the time. Which of the following people live there with you? Aunt	22
17	Think of where you live most of the time. Which of the following people live there with you? Father	22

18	Think of where you live most of the time. Which of the following people live there with you? Stepfather	23
19	Think of where you live most of the time. Which of the following people live there with you? Foster Father	23
20	Think of where you live most of the time. Which of the following people live there with you? Grandfather	23
21	Think of where you live most of the time. Which of the following people live there with you? Uncle	23
22	Think of where you live most of the time. Which of the following people live there with you? Other Adults	24
23	Think of where you live most of the time. Which of the following people live there with you? Brother(s)	24
24	Think of where you live most of the time. Which of the following people live there with you? Stepbrother(s)	24
25	Think of where you live most of the time. Which of the following people live there with you? Sister(s)	24
26	Think of where you live most of the time. Which of the following people live there with you? Stepsister(s)	25
27	Think of where you live most of the time. Which of the following people live there with you? Other Children	25
28	In my school, students have lots of chances to help decide things like class activities and rules.	25
29	Teachers ask me to work on special classroom projects.	26
30	My teacher(s) notices when I am doing a good job and lets me know about it.	26
31	There are lots of chances for students in my school to get involved in sports, clubs, and other school activities outside of class. . . .	26
32	There are lots of chances for students in my school to talk with a teacher one-on-one.	27

33	I feel safe at my school.	27
34	The school lets my parents know when I have done something well. . . .	27
35	My teachers praise me when I work hard in school.	28
36	Are your school grades better than the grades of most students in your class?	28
37	I have lots of chances to be part of class discussions or activities. . . .	28
38	Now thinking back over the past year in school, how often did you: enjoy being in school?	29
39	Now thinking back over the past year in school, how often did you: hate being in school?	29
40	Now thinking back over the past year in school, how often did you: try to do your best work in school?	29
41	How often do you feel that the school work you are assigned is meaningful and important?	30
42	Putting them all together, what were your grades like last year?	30
43	How important do you think the things you are learning in school are going to be for your later life?	30
44	How interesting are most of your courses to you?	31
45	During the LAST FOUR WEEKS how many whole days of school have you missed because you skipped or 'cut'?	31
46	Think of your four best friends (the friends you feel closest to). In the past year (12 months), how many of your best friends have: participated in clubs, organizations or activities at school?	31
47	Think of your four best friends (the friends you feel closest to). In the past year (12 months), how many of your best friends have: smoked cigarettes?	32

48	Think of your four best friends (the friends you feel closest to). In the past year (12 months), how many of your best friends have: tried beer, wine or hard liquor (for example, vodka, whiskey, or gin) when their parents didn't know about it?	32
49	Think of your four best friends (the friends you feel closest to). In the past year (12 months), how many of your best friends have: made a commitment to stay drug-free?	32
50	Think of your four best friends (the friends you feel closest to). In the past year (12 months), how many of your best friends have: used marijuana?	33
51	Think of your four best friends (the friends you feel closest to). In the past year (12 months), how many of your best friends have: tried to do well in school?	33
52	Think of your four best friends (the friends you feel closest to). In the past year (12 months), how many of your best friends have: used LSD, cocaine, amphetamines, or other illegal drugs?	33
53	Think of your four best friends (the friends you feel closest to). In the past year (12 months), how many of your best friends have: been suspended from school?	34
54	Think of your four best friends (the friends you feel closest to). In the past year (12 months), how many of your best friends have: liked school?	34
55	Think of your four best friends (the friends you feel closest to). In the past year (12 months), how many of your best friends have: carried a handgun?	34
56	Think of your four best friends (the friends you feel closest to). In the past year (12 months), how many of your best friends have: sold illegal drugs?	35
57	Think of your four best friends (the friends you feel closest to). In the past year (12 months), how many of your best friends have: regularly attended religious services?	35

58	Think of your four best friends (the friends you feel closest to). In the past year (12 months), how many of your best friends have: stolen or tried to steal a motor vehicle such as a car or motorcycle?	35
59	Think of your four best friends (the friends you feel closest to). In the past year (12 months), how many of your best friends have: been arrested?	36
60	Think of your four best friends (the friends you feel closest to). In the past year (12 months), how many of your best friends have: dropped out of school?	36
61	Think of your four best friends (the friends you feel closest to). In the past year (12 months), how many of your best friends have: been members of a gang?	36
62	What are the chances you would be seen as cool if you: smoked cigarettes?	37
63	What are the chances you would be seen as cool if you: worked hard at school?	37
64	What are the chances you would be seen as cool if you: began drinking alcoholic beverages regularly, that is, at least once or twice a month?	37
65	What are the chances you would be seen as cool if you: defended someone who was being verbally abused at school?	38
66	What are the chances you would be seen as cool if you: smoked marijuana?	38
67	What are the chances you would be seen as cool if you: carried a handgun?	38
68	What are the chances you would be seen as cool if you: regularly volunteered to do community service?	39
69	How old were you when you first: smoked marijuana?	39
70	How old were you when you first: smoked a cigarette, even just a puff?	40

71	How old were you when you first: had more than a sip or two of beer, wine or hard liquor (for example, vodka, whiskey, or gin)?	40
72	How old were you when you first: began drinking alcoholic beverages regularly, that is, at least once or twice a month?	41
73	How old were you when you first: used phenoxydine (pox, px, breeze)?	41
74	How old were you when you first: got suspended from school?	42
75	How old were you when you first: got arrested?	42
76	How old were you when you first: carried a handgun?	43
77	How old were you when you first: attacked someone with the idea of seriously hurting them?	43
78	How old were you when you first: belonged to a gang?	44
79	How wrong do you think it is for someone your age to: take a handgun to school?	44
80	How wrong do you think it is for someone your age to: steal anything worth more than \$5?	44
81	How wrong do you think it is for someone your age to: pick a fight with someone?	45
82	How wrong do you think it is for someone your age to: attack someone with the idea of seriously hurting them?	45
83	How wrong do you think it is for someone your age to: stay away from school all day when their parents think they are at school?	45
84	How wrong do you think it is for someone your age to: drink beer, wine or hard liquor (for example, vodka, whiskey, or gin) regularly?	46
85	How wrong do you think it is for someone your age to: smoke cigarettes?	46

86	How wrong do you think it is for someone your age to: smoke marijuana?	46
87	How wrong do you think it is for someone your age to: use LSD, cocaine, amphetamines or another illegal drug?	47
88	At school during the past 12 months, did you receive help from the resource teacher, speech therapist or other special education teacher?	47
89	How many times have you done the following things? done what feels good no matter what.	47
90	How many times have you done the following things? done something dangerous because someone dared you to do it.	48
91	How many times have you done the following things? done crazy things even if they are a little dangerous.	48
92	How many times in the past year (12 months) have you: been suspended from school?	49
93	How many times in the past year (12 months) have you: carried a handgun?	49
94	How many times in the past year (12 months) have you: sold illegal drugs?	50
95	How many times in the past year (12 months) have you: stolen or tried to steal a motor vehicle such as a car or motorcycle?	50
96	How many times in the past year (12 months) have you: participated in clubs, organizations or activities at school?	51
97	How many times in the past year (12 months) have you: been arrested?	51
98	How many times in the past year (12 months) have you: done extra work on your own for school?	52
99	How many times in the past year (12 months) have you: attacked someone with the idea of seriously hurting them?	52

100	How many times in the past year (12 months) have you: been drunk or high at school?	53
101	How many times in the past year (12 months) have you: volunteered to do community service?	53
102	How many times in the past year (12 months) have you: taken a handgun to school?	54
103	Are you currently on probation, or assigned a probation officer with Juvenile Court?	54
104	Have you ever belonged to a gang?	54
105	If you have ever belonged to a gang, did that gang have a name?	55
106	You're looking at CD's in a music store with a friend. You look up and see her slip a CD under her coat. She smiles and says 'Which one do you want? Go ahead, take it while nobody's around.' There is nobody in sight, no employees and no other customers. What would you do now?	55
107	You are visiting another part of town, and you don't know any of the people your age there. You are walking down the street, and some teenager you don't know is walking toward you. He is about your size, and as he is about to pass you, he deliberately bumps into you and you almost lose your balance. What would you say or do?	55
108	You are at a party at someone's house, and one of your friends offers you a drink containing alcohol. What would you say or do?	56
109	It's 8:00 on a weeknight and you are about to go over to a friend's home when your mother asks you where you are going. You say 'Oh, just going to go hang out with some friends.' She says, 'No, you'll just get into trouble if you go out. Stay home tonight.' What would you do now?	56
110	How often do you attend religious services or activities?	56
111	I do the opposite of what people tell me, just to get them mad.	57
112	I like to see how much I can get away with.	57

113	I ignore rules that get in my way.	57
114	I think sometimes it's okay to cheat at school.	58
115	It is important to think before you act.	58
116	Sometimes I think that life is not worth it.	58
117	At times I think I am no good at all.	59
118	All in all, I am inclined to think that I am a failure.	59
119	In the past year, have you felt depressed or sad MOST days, even if you felt okay sometimes?	59
120	It is all right to beat up people if they start the fight.	60
121	I think it is okay to take something without asking if you can get away with it.	60
122	Sometimes we don't know what we will do as adults, but we may have an idea. Please answer how true these statements may be for you. WHEN I AM AN ADULT I WILL: smoke cigarettes.	60
123	Sometimes we don't know what we will do as adults, but we may have an idea. Please answer how true these statements may be for you. WHEN I AM AN ADULT I WILL: drink beer, wine, or liquor.	61
124	Sometimes we don't know what we will do as adults, but we may have an idea. Please answer how true these statements may be for you. WHEN I AM AN ADULT I WILL: smoke marijuana.	61
125	Sometimes we don't know what we will do as adults, but we may have an idea. Please answer how true these statements may be for you. WHEN I AM AN ADULT I WILL: use LSD, cocaine, amphetamines or another illegal drug.	61
126	How much do you think people risk harming themselves (physically or in other ways) if they: smoked one or more packs of cigarettes per day?	62

127	How much do you think people risk harming themselves (physically or in other ways) if they: try marijuana once or twice?	62
128	How much do you think people risk harming themselves (physically or in other ways) if they: smoke marijuana regularly?	62
129	How much do you think people risk harming themselves (physically or in other ways) if they: take one or two drinks of an alcoholic beverage (beer, wine, liquor) nearly every day?	63
130	How much do you think people risk harming themselves (physically or in other ways) if they: have five or more drinks once or twice each weekend?	63
131	On how many occasions have you had alcoholic beverages (beer, wine or hard liquor) to drink in your lifetime - more than just a few sips?	63
132	On how many occasions have you had beer, wine or hard liquor to drink during the past 30 days?	64
133	On how many occasions have you used marijuana (grass, pot) or hashish (hash, hash oil) in your lifetime?	64
134	On how many occasions have you used marijuana (grass, pot) or hashish (hash, hash oil) during the past 30 days?	65
135	On how many occasions have you used LSD or other psychedelics in your lifetime?	65
136	On how many occasions have you used LSD or other psychedelics during the past 30 days?	66
137	On how many occasions have you used cocaine or crack in your lifetime?	66
138	On how many occasions have you used cocaine or crack during the past 30 days?	67
139	On how many occasions have you sniffed glue, breathed the contents of an aerosol spray can, or inhaled other gases or sprays, in order to get high in your lifetime?	67

140	On how many occasions have you sniffed glue, breathed the contents of an aerosol spray can, or inhaled other gases or sprays, in order to get high during the past 30 days?	68
141	On how many occasions have you used phenoxydine (pox, px, breeze) in your lifetime?	68
142	On how many occasions have you used phenoxydine (pox, px, breeze) during the past 30 days?	69
143	On how many occasions have you used sedatives (tranquilizers, such as Valium or Xanax, barbiturates, or sleeping pills) without a doctor telling you to take them, in your lifetime?	69
144	On how many occasions have you used sedatives (tranquilizers, such as Valium or Xanax, barbiturates, or sleeping pills) without a doctor telling you to take them, during the past 30 days?	70
145	On how many occasions have you used Methamphetamines (meth, speed, crank, crystal meth) in your lifetime?	70
146	On how many occasions have you used Methamphetamines (meth, speed, crank, crystal meth) in the past 30 days?	71
147	On how many occasions have you used stimulants, other than Methamphetamines (such as amphetamines, Ritalin or Dexedrine) without a doctor telling you to take them, in your lifetime?	71
148	On how many occasions have you used stimulants, other than Methamphetamines (such as amphetamines, Ritalin or Dexedrine) without a doctor telling you to take them, during the past 30 days?	72
149	On how many occasions have you used heroin or other opiates in your lifetime?	72
150	On how many occasions have you used heroin or other opiates during the past 30 days?	73
151	On how many occasions have you used MDMA ('X', 'E', or ecstasy) in your lifetime?	73

152	On how many occasions have you used MDMA ('X', 'E', or ecstasy) during the past 30 days?	74
153	On how many occasions have you taken prescription drugs (such as Valium, Xanax, Ritalin, Adderall, OxyContin, Darvocet, or sleeping pills) on your own-that is, without a doctor telling you to take them in your lifetime?	74
154	On how many occasions have you taken prescription drugs (such as Valium, Xanax, Ritalin, Adderall, OxyContin, Darvocet, or sleeping pills) on your own-that is, without a doctor telling you to take them during the past 30 days?	75
155	On how many occasions have you taken non-prescription medicines such as diet pills (for example, Dietac, Dexatrim or Prolamine), stay-awake pills (for example No-Doz, Vivarin, or Wake), or cough or cold medicines (robos, DXM, etc.) to get high in your lifetime?	75
156	On how many occasions have you taken non-prescription medicines such as diet pills (for example, Dietac, Dexatrim or Prolamine), stay-awake pills (for example No-Doz, Vivarin, or Wake), or cough or cold medicines (robos, DXM, etc.) to get high during the past 30 days?	76
157	On how many occasions have you been drunk or very high from drinking alcoholic beverages during the past 30 days?	76
158	Think back over the last two weeks. How many times have you had five or more alcoholic drinks in a row?	77
159	Have you ever used smokeless tobacco (chew, snuff, plug, dipping tobacco, or chewing tobacco)?	77
160	How often have you taken smokeless tobacco during the past 30 days?	77
161	Have you ever smoked cigarettes?	78
162	How frequently have you smoked cigarettes during the past 30 days?	78

163	During the last month, about how many marijuana cigarettes, or the equivalent, did you smoke a day, on the average?	79
164	If you drank alcohol (not just a sip or taste) in the past year, how did you usually get it?	79
165	If you drank alcohol (not just a sip or taste) in the past year, where did you usually drink it?	80
166	If you smoked cigarettes (not just a puff or drag) in the past year, how did you usually get them?	81
167	If you smoked cigarettes (not just a puff or drag) in the past year, where did you usually smoke them?	82
168	During the past 30 days, how many times did you ride in a car or other vehicle driven by someone who had been drinking alcohol?	82
169	During the past 30 days, how many times did you drive a car or other vehicle when you had been drinking alcohol?	83
170	How wrong would most adults (over 21) in your neighborhood think it is for kids your age: to use marijuana?	83
171	How wrong would most adults (over 21) in your neighborhood think it is for kids your age: to drink alcohol?	83
172	How wrong would most adults (over 21) in your neighborhood think it is for kids your age: to smoke cigarettes?	84
173	How much do each of the following statements describe your neighborhood? crime and/or drug selling	84
174	How much do each of the following statements describe your neighborhood? fights	84
175	How much do each of the following statements describe your neighborhood? lots of empty or abandoned buildings	85
176	How much do each of the following statements describe your neighborhood? lots of graffiti	85
177	If I had to move, I would miss the neighborhood I now live in.	85

178	My neighbors notice when I am doing a good job and let me know about it.	86
179	I like my neighborhood.	86
180	There are lots of adults in my neighborhood I could talk to about something important.	86
181	I'd like to get out of my neighborhood.	87
182	There are people in my neighborhood who are proud of me when I do something well.	87
183	There are people in my neighborhood who encourage me to do my best.	87
184	I feel safe in my neighborhood.	88
185	Which of the following activities for people your age are available in your community? sports teams?	88
186	Which of the following activities for people your age are available in your community? scouting?	88
187	Which of the following activities for people your age are available in your community? boys and girls clubs?	89
188	Which of the following activities for people your age are available in your community? 4-H clubs?	89
189	Which of the following activities for people your age are available in your community? service clubs?	89
190	If a kid smoked marijuana in your neighborhood would he or she be caught by the police?	90
191	If a kid drank some beer, wine or hard liquor (for example, vodka, whiskey, or gin) in your neighborhood would he or she be caught by the police?	90
192	If a kid carried a handgun in your neighborhood would he or she be caught by the police?	90

193	If you wanted to get some cigarettes, how easy would it be for you to get some?	91
194	If you wanted to get some beer, wine or hard liquor (for example, vodka, whiskey, or gin), how easy would it be for you to get some?	91
195	If you wanted to get a drug like cocaine, LSD, or amphetamines, how easy would it be for you to get some?	91
196	If you wanted to get a handgun, how easy would it be for you to get one?	92
197	If you wanted to get some marijuana, how easy would it be for you to get some?	92
198	During the past 12 months, have you participated in any alcohol prevention programs or seen any alcohol prevention messages in your school or community? Yes, a school-based program focused on preventing underage drinking and/or drinking and driving.	92
199	During the past 12 months, have you participated in any alcohol prevention programs or seen any alcohol prevention messages in your school or community? Yes, a community-based program focused on preventing underage drinking and/or drinking and driving (for example, through your church or temple or through youth groups like Boys and Girls Club or 4-H).	93
200	During the past 12 months, have you participated in any alcohol prevention programs or seen any alcohol prevention messages in your school or community? Yes, a media campaign addressing underage drinking and/or drinking and driving (for example, newspaper ads, posters, pamphlets, radio, TV).	93
201	During the past 12 months, have you participated in any alcohol prevention programs or seen any alcohol prevention messages in your school or community? No	93
202	How wrong do your parents feel it would be for YOU to: drink beer, wine or hard liquor (for example, vodka, whiskey or gin) regularly?	94
203	How wrong do your parents feel it would be for YOU to: smoke cigarettes?	94

204	How wrong do your parents feel it would be for YOU to: smoke marijuana?	94
205	How wrong do your parents feel it would be for YOU to: steal something worth more than \$5?	95
206	How wrong do your parents feel it would be for YOU to: draw graffiti, write things, or draw pictures on buildings or other property (without the owner's permission)?	95
207	How wrong do your parents feel it would be for YOU to: pick a fight with someone?	95
208	During the past 12 months, have you talked with at least one of your parents about the dangers of underage drinking and/or drinking and driving? By parents, we mean either your biological parents, adoptive parents, stepparents, or adult guardians - whether or not they live with you.	96
209	Have any of your brothers or sisters ever: drunk beer, wine or hard liquor (for example, vodka, whiskey or gin)?	96
210	Have any of your brothers or sisters ever: smoked marijuana?	96
211	Have any of your brothers or sisters ever: smoked cigarettes?	97
212	Have any of your brothers or sisters ever: taken a handgun to school?	97
213	Have any of your brothers or sisters ever: been suspended or expelled from school?	97
214	The rules in my family are clear.	98
215	People in my family often insult or yell at each other.	98
216	When I am not at home, one of my parents knows where I am and who I am with.	98
217	We argue about the same things in my family over and over.	99

218	If you drank some beer or wine or liquor (for example, vodka, whiskey, or gin) without your parents' permission, would you be caught by your parents?	99
219	My family has clear rules about alcohol and drug use.	99
220	If you carried a handgun without your parents' permission, would you be caught by your parents?	100
221	If you skipped school would you be caught by your parents?	100
222	Do you feel very close to your mother?	100
223	Do you share your thoughts and feelings with your mother?	101
224	My parents ask me what I think before most family decisions affecting me are made.	101
225	Do you share your thoughts and feelings with your father?	101
226	Do you enjoy spending time with your mother?	102
227	Do you enjoy spending time with your father?	102
228	If I had a personal problem, I could ask my mom or dad for help.	102
229	Do you feel very close to your father?	103
230	My parents give me lots of chances to do fun things with them.	103
231	My parents ask if I've gotten my homework done.	103
232	People in my family have serious arguments.	104
233	Would your parents know if you did not come home on time?	104
234	It is important to be honest with your parents, even if they become upset or you get punished.	104
235	My parents notice when I am doing a good job and let me know about it.	105

236	How often do your parents tell you they're proud of you for something you've done?	105
237	How many brothers and sisters, including stepbrothers and step-sisters, do you have that are younger than you?	105
238	How many brothers and sisters, including stepbrothers and step-sisters, do you have that are older than you?	106
239	Have you changed homes in the past year (the last 12 months)?	106
240	How many times have you changed homes since kindergarten? .	106
241	Have you changed schools (including changing from elementary to middle and middle to high school) in the past year?	107
242	How many times have you changed schools since kindergarten (including changing from elementary to middle and middle to high school)?	107
243	Has anyone in your family ever had severe alcohol or drug problems?	107
244	About how many adults (over 21) have you known personally who in the past year have: used marijuana, crack, cocaine, or other drugs?	108
245	About how many adults (over 21) have you known personally who in the past year have: sold or dealt drugs?	108
246	About how many adults (over 21) have you known personally who in the past year have: done other things that could get them in trouble with the police, like stealing, selling stolen goods, mugging or assaulting others, etc.?	108
247	About how many adults (over 21) have you known personally who in the past year have: gotten drunk or high?	109
248	How honest were you in filling out this survey?	109

List of Figures

1	Grade Chart	13
2	Gender Chart	14
3	Age Chart	15
4	Ethnic Origin Chart	16

1 INTRODUCTION

This report was generated from data collected on the *2008 Arkansas Prevention Needs Assessment Student Survey*. This report contains basic frequency tables of all data collected and graphs on the selected demographic variables of grade, gender, age and ethnic origin. The graph on ethnic origin is represented as a bar chart rather than as a pie chart. This is because students were allowed to mark more than one response for ethnic origin as opposed to being allowed to mark only one response. The bars represent the percent of students who marked each of the ethnic categories.

Questions regarding the information found in this report can be directed to:

Pride Surveys

160 Vanderbilt Court
Bowling Green, KY 42103
1-800-279-6361
www.pridesurveys.com

Grade Chart

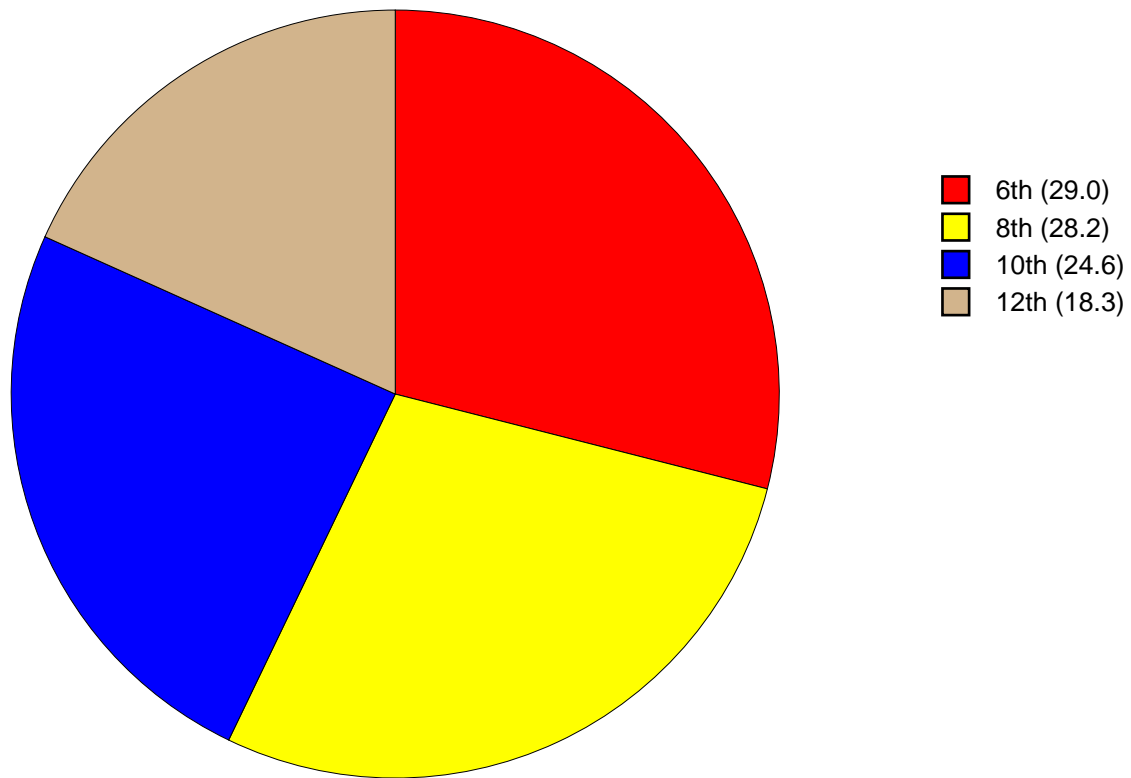


Figure 1: Grade Chart

Gender Chart

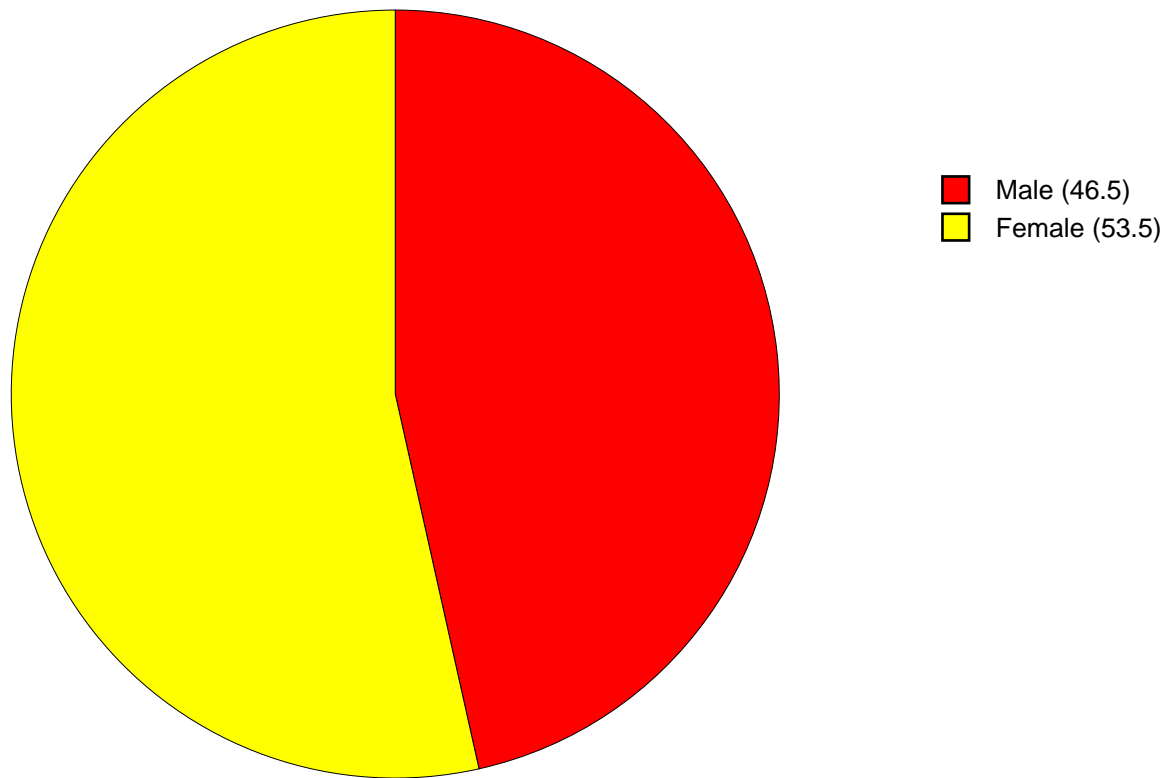


Figure 2: Gender Chart

Age Chart

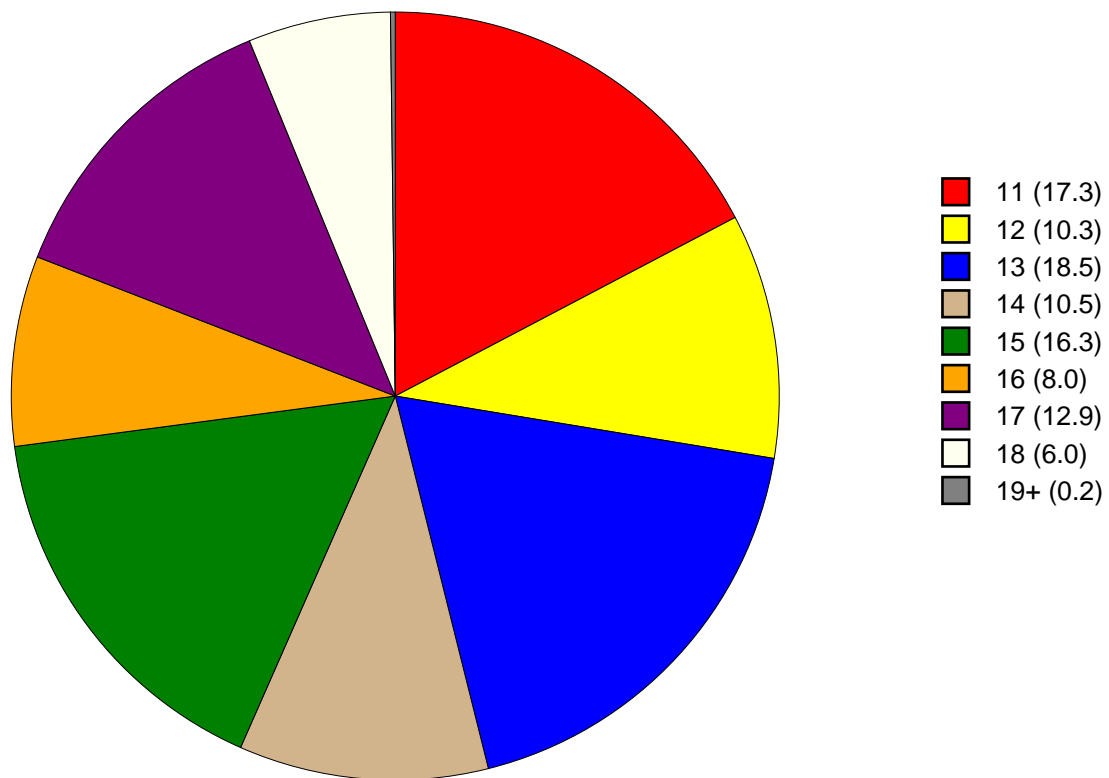


Figure 3: Age Chart

Ethnic Origin Chart

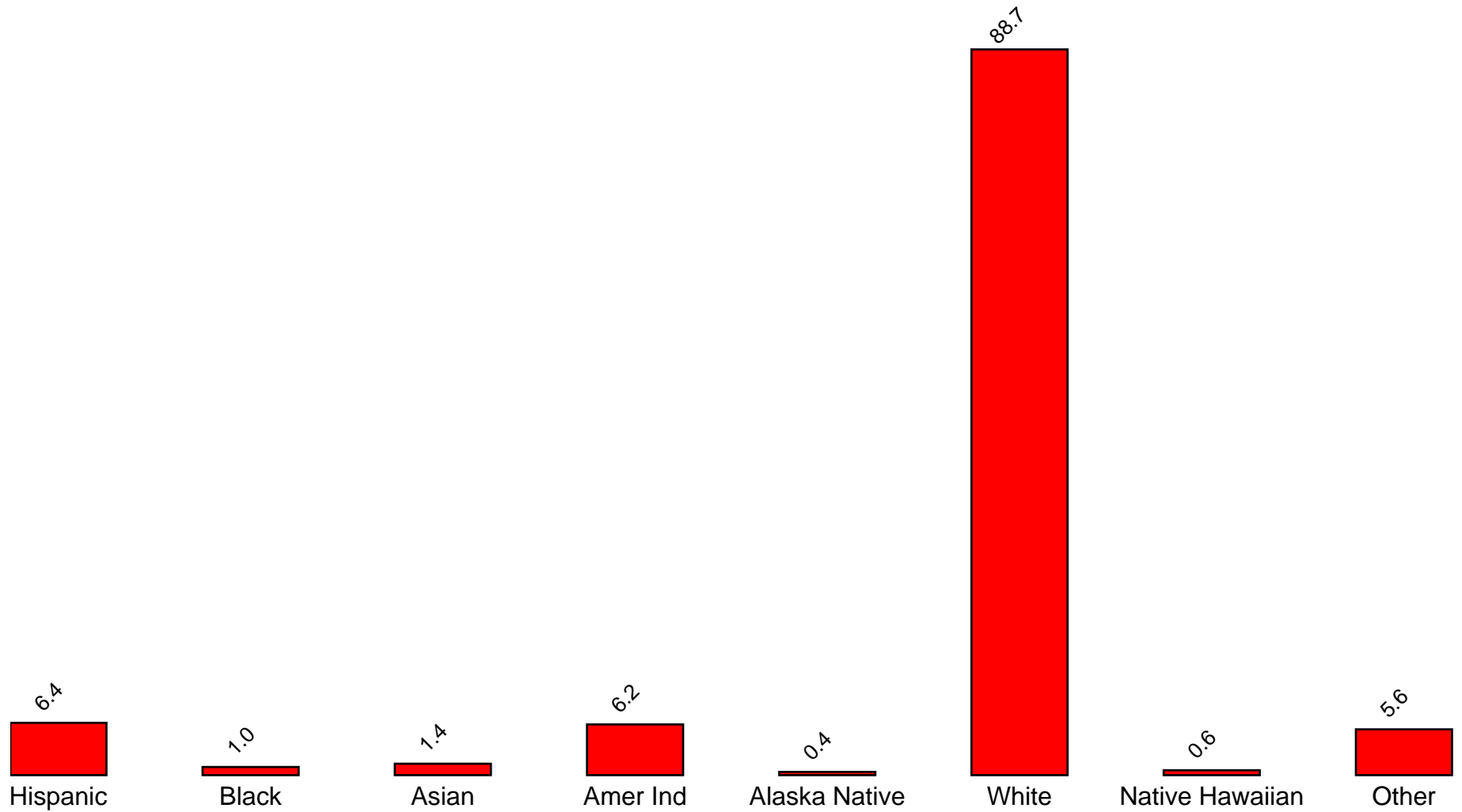


Figure 4: Ethnic Origin Chart

2 PERCENTAGE TABLES

The following tables contain frequency distribution detailing how your students responded to each question on the survey. The tables appear in the same order as the questions on the survey. The tables include breakdowns by grade level as well as overall percentages. The *N of Valid* row is a frequency count of the number of valid responses to each question for each grade and overall. The *N of Miss* row is a frequency count of the number of invalid (marked more than one response) or missing (i.e. did not respond) responses to each question for each grade and overall.

For the questions that allowed more than one response (i.e. race, live with, etc.) each response becomes a separate table. If a student did not mark the response, that was counted as a NO response, and if they did mark the response, that was counted as a YES response. Since a non response is a valid response for these questions, the *N of Miss* will always be zero for these questions.

Table 1: Sex

Response	6	8	10	12	Total
Male	46.1	47.5	47.6	44.0	46.5
Female	53.9	52.5	52.4	56.0	53.5
N of Valid	141	139	124	91	495
N of Miss	5	3	0	1	9

Table 2: Age

Response	6	8	10	12	Total
10 or younger	0.0	0.0	0.0	0.0	0.0
11	60.0	0.0	0.0	0.0	17.3
12	35.9	0.0	0.0	0.0	10.3
13	4.1	61.3	0.0	0.0	18.5
14	0.0	37.3	0.0	0.0	10.5
15	0.0	1.4	64.5	0.0	16.3
16	0.0	0.0	32.3	0.0	8.0
17	0.0	0.0	3.2	66.3	12.9
18	0.0	0.0	0.0	32.6	6.0
19 or older	0.0	0.0	0.0	1.1	0.2
N of Valid	145	142	124	92	503
N of Miss	1	0	0	0	1

Table 3: Are you Hispanic or Latino?

Response	6	8	10	12	Total
No	91.2	90.0	95.8	100.0	93.6
Yes	8.8	10.0	4.2	0.0	6.4
N of Valid	137	140	119	91	487
N of Miss	9	2	5	1	17

Table 4: What is your race? Black or African American



Response	6	8	10	12	Total	
No	99.3	97.9	100.0	98.9	99.0	
Yes	0.7	2.1	0.0	1.1	1.0	
N of Valid	146	142	124	92	504	
N of Miss	0	0	0	0	0	

Table 5: What is your race? Asian



Response	6	8	10	12	Total	
No	99.3	97.2	98.4	100.0	98.6	
Yes	0.7	2.8	1.6	0.0	1.4	
N of Valid	146	142	124	92	504	
N of Miss	0	0	0	0	0	

Table 6: What is your race? American Indian



Response	6	8	10	12	Total	
No	88.4	93.7	97.6	97.8	93.8	
Yes	11.6	6.3	2.4	2.2	6.2	
N of Valid	146	142	124	92	504	
N of Miss	0	0	0	0	0	

Table 7: What is your race? Alaska Native



Response	6	8	10	12	Total	
No	99.3	100.0	100.0	98.9	99.6	
Yes	0.7	0.0	0.0	1.1	0.4	
N of Valid	146	142	124	92	504	
N of Miss	0	0	0	0	0	

Table 8: What is your race? White



Response	6	8	10	12	Total	
No	15.8	16.2	7.3	2.2	11.3	
Yes	84.2	83.8	92.7	97.8	88.7	
N of Valid	146	142	124	92	504	
N of Miss	0	0	0	0	0	

Table 9: What is your race? Native Hawaiian or Other Pacific Islander



Response	6	8	10	12	Total	
No	99.3	99.3	99.2	100.0	99.4	
Yes	0.7	0.7	0.8	0.0	0.6	
N of Valid	146	142	124	92	504	
N of Miss	0	0	0	0	0	

Table 10: What is your race? Other



Response	6	8	10	12	Total	
No	91.8	93.7	95.2	98.9	94.4	
Yes	8.2	6.3	4.8	1.1	5.6	
N of Valid	146	142	124	92	504	
N of Miss	0	0	0	0	0	

Table 11: What is the highest level of schooling completed by your mother or father?

Response	6	8	10	12	Total
Completed grade school or less	2.8	5.9	0.8	1.1	2.9
Some high school	9.2	12.5	17.4	14.1	13.0
Completed high school	22.5	21.3	32.2	28.3	25.7
Some college	7.0	14.7	12.4	18.5	12.6
Completed college	15.5	19.9	18.2	25.0	19.1
Graduate or professional school after college	4.2	4.4	3.3	4.3	4.1
Don't know	37.3	17.6	13.2	5.4	20.0
Does not apply	1.4	3.7	2.5	3.3	2.6
N of Valid	142	136	121	92	491
N of Miss	4	6	3	0	13

Table 12: Think of where you live most of the time. Which of the following people live there with you? Mother

Response	6	8	10	12	Total
No	15.8	14.1	18.5	17.4	16.3
Yes	84.2	85.9	81.5	82.6	83.7
N of Valid	146	142	124	92	504
N of Miss	0	0	0	0	0

Table 13: Think of where you live most of the time. Which of the following people live there with you? Stepmother

Response	6	8	10	12	Total
No	93.8	96.5	94.4	88.0	93.7
Yes	6.2	3.5	5.6	12.0	6.3
N of Valid	146	142	124	92	504
N of Miss	0	0	0	0	0

Table 14: Think of where you live most of the time. Which of the following people live there with you? Foster Mother



Response	6	8	10	12	Total	
No	99.3	100.0	100.0	100.0	99.8	
Yes	0.7	0.0	0.0	0.0	0.2	
N of Valid	146	142	124	92	504	
N of Miss	0	0	0	0	0	

Table 15: Think of where you live most of the time. Which of the following people live there with you? Grandmother



Response	6	8	10	12	Total	
No	87.7	86.6	94.4	92.4	89.9	
Yes	12.3	13.4	5.6	7.6	10.1	
N of Valid	146	142	124	92	504	
N of Miss	0	0	0	0	0	

Table 16: Think of where you live most of the time. Which of the following people live there with you? Aunt



Response	6	8	10	12	Total	
No	95.9	96.5	98.4	97.8	97.0	
Yes	4.1	3.5	1.6	2.2	3.0	
N of Valid	146	142	124	92	504	
N of Miss	0	0	0	0	0	

Table 17: Think of where you live most of the time. Which of the following people live there with you? Father



Response	6	8	10	12	Total	
No	35.6	43.7	38.7	34.8	38.5	
Yes	64.4	56.3	61.3	65.2	61.5	
N of Valid	146	142	124	92	504	
N of Miss	0	0	0	0	0	

Table 18: Think of where you live most of the time. Which of the following people live there with you? Stepfather



Response	6	8	10	12	Total	
No	84.9	79.6	83.9	85.9	83.3	
Yes	15.1	20.4	16.1	14.1	16.7	
N of Valid	146	142	124	92	504	
N of Miss	0	0	0	0	0	

Table 19: Think of where you live most of the time. Which of the following people live there with you? Foster Father



Response	6	8	10	12	Total	
No	99.3	100.0	100.0	100.0	99.8	
Yes	0.7	0.0	0.0	0.0	0.2	
N of Valid	146	142	124	92	504	
N of Miss	0	0	0	0	0	

Table 20: Think of where you live most of the time. Which of the following people live there with you? Grandfather



Response	6	8	10	12	Total	
No	91.8	89.4	96.0	95.7	92.9	
Yes	8.2	10.6	4.0	4.3	7.1	
N of Valid	146	142	124	92	504	
N of Miss	0	0	0	0	0	

Table 21: Think of where you live most of the time. Which of the following people live there with you? Uncle



Response	6	8	10	12	Total	
No	93.8	92.3	96.0	97.8	94.6	
Yes	6.2	7.7	4.0	2.2	5.4	
N of Valid	146	142	124	92	504	
N of Miss	0	0	0	0	0	

Table 22: Think of where you live most of the time. Which of the following people live there with you? Other Adults



Response	6	8	10	12	Total	
No	97.3	97.2	96.8	94.6	96.6	
Yes	2.7	2.8	3.2	5.4	3.4	
N of Valid	146	142	124	92	504	
N of Miss	0	0	0	0	0	

Table 23: Think of where you live most of the time. Which of the following people live there with you? Brother(s)



Response	6	8	10	12	Total	
No	54.8	53.5	46.8	56.5	52.8	
Yes	45.2	46.5	53.2	43.5	47.2	
N of Valid	146	142	124	92	504	
N of Miss	0	0	0	0	0	

Table 24: Think of where you live most of the time. Which of the following people live there with you? Stepbrother(s)



Response	6	8	10	12	Total	
No	93.2	93.0	96.0	94.6	94.0	
Yes	6.8	7.0	4.0	5.4	6.0	
N of Valid	146	142	124	92	504	
N of Miss	0	0	0	0	0	

Table 25: Think of where you live most of the time. Which of the following people live there with you? Sister(s)



Response	6	8	10	12	Total	
No	54.8	62.0	62.9	67.4	61.1	
Yes	45.2	38.0	37.1	32.6	38.9	
N of Valid	146	142	124	92	504	
N of Miss	0	0	0	0	0	

Table 26: Think of where you live most of the time. Which of the following people live there with you? Stepsister(s)



Response	6	8	10	12	Total	
No	93.8	96.5	96.8	94.6	95.4	
Yes	6.2	3.5	3.2	5.4	4.6	
N of Valid	146	142	124	92	504	
N of Miss	0	0	0	0	0	

Table 27: Think of where you live most of the time. Which of the following people live there with you? Other Children



Response	6	8	10	12	Total	
No	93.8	97.2	95.2	94.6	95.2	
Yes	6.2	2.8	4.8	5.4	4.8	
N of Valid	146	142	124	92	504	
N of Miss	0	0	0	0	0	

Table 28: In my school, students have lots of chances to help decide things like class activities and rules.





Response	6	8	10	12	Total	
NO!	10.3	9.4	8.1	18.5	11.0	
no	18.5	35.3	33.9	33.7	29.7	
yes	61.6	47.5	50.8	33.7	49.9	
YES!	9.6	7.9	7.3	14.1	9.4	
N of Valid	146	139	124	92	501	
N of Miss	0	3	0	0	3	

Table 29: Teachers ask me to work on special classroom projects.


Response	6	8	10	12	Total	
NO!	17.4	6.5	7.3	14.1	11.2	
no	35.4	38.4	46.0	41.3	40.0	
yes	38.9	49.3	40.3	39.1	42.2	
YES!	8.3	5.8	6.5	5.4	6.6	
N of Valid	144	138	124	92	498	
N of Miss	2	4	0	0	6	

Table 30: My teacher(s) notices when I am doing a good job and lets me know about it.

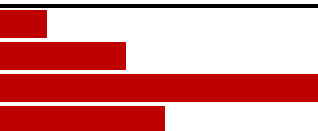
Response	6	8	10	12	Total	
NO!	3.5	3.6	2.4	15.2	5.4	
no	11.1	11.6	27.6	28.3	18.5	
yes	53.5	52.2	54.5	41.3	51.1	
YES!	31.9	32.6	15.4	15.2	24.9	
N of Valid	144	138	123	92	497	
N of Miss	2	4	1	0	7	

Table 31: There are lots of chances for students in my school to get involved in sports, clubs, and other school activities outside of class.


Response	6	8	10	12	Total	
NO!	4.1	2.2	2.4	3.3	3.0	
no	11.7	5.0	3.2	3.3	6.2	
yes	42.1	33.8	34.7	46.7	38.8	
YES!	42.1	59.0	59.7	46.7	52.0	
N of Valid	145	139	124	92	500	
N of Miss	1	3	0	0	4	

Table 32: There are lots of chances for students in my school to talk with a teacher one-on-one.

Response	6	8	10	12	Total	
NO!	7.0	5.1	3.3	8.7	5.9	
no	18.3	15.2	22.0	19.6	18.6	
yes	47.2	47.1	48.0	45.7	47.1	
YES!	27.5	32.6	26.8	26.1	28.5	
N of Valid	142	138	123	92	495	
N of Miss	4	4	1	0	9	

Table 33: I feel safe at my school.

Response	6	8	10	12	Total	
NO!	4.8	5.1	3.2	8.7	5.2	
no	4.8	10.1	12.9	3.3	8.0	
yes	40.4	50.7	50.0	53.3	48.0	
YES!	50.0	34.1	33.9	34.8	38.8	
N of Valid	146	138	124	92	500	
N of Miss	0	4	0	0	4	

Table 34: The school lets my parents know when I have done something well.

Response	6	8	10	12	Total	
NO!	6.3	8.0	11.4	31.5	12.7	
no	32.6	36.2	41.5	38.0	36.8	
yes	38.2	44.2	34.1	25.0	36.4	
YES!	22.9	11.6	13.0	5.4	14.1	
N of Valid	144	138	123	92	497	
N of Miss	2	4	1	0	7	

Table 35: My teachers praise me when I work hard in school.

Response	6	8	10	12	Total
NO!	15.0	5.9	6.6	19.6	11.2
no	31.4	26.5	41.0	39.1	33.9
yes	42.9	57.4	44.3	33.7	45.5
YES!	10.7	10.3	8.2	7.6	9.4
N of Valid	140	136	122	92	490
N of Miss	6	6	2	0	14

Table 36: Are your school grades better than the grades of most students in your class?

Response	6	8	10	12	Total
NO!	7.8	4.4	7.3	4.3	6.1
no	29.1	24.3	35.0	23.9	28.3
yes	44.7	53.7	52.0	46.7	49.4
YES!	18.4	17.6	5.7	25.0	16.3
N of Valid	141	136	123	92	492
N of Miss	5	6	1	0	12

Table 37: I have lots of chances to be part of class discussions or activities.

Response	6	8	10	12	Total
NO!	3.5	3.6	3.3	6.5	4.0
no	18.1	11.6	13.8	10.9	13.9
yes	47.2	61.6	62.6	63.0	57.9
YES!	31.3	23.2	20.3	19.6	24.1
N of Valid	144	138	123	92	497
N of Miss	2	4	1	0	7

Table 38: Now thinking back over the past year in school, how often did you: enjoy being in school?






Response	6	8	10	12	Total	
Never	7.0	5.7	7.3	9.8	7.2	
Seldom	11.3	9.3	6.5	16.3	10.5	
Sometimes	28.2	37.9	35.8	42.4	35.4	
Often	28.9	31.4	38.2	16.3	29.6	
Almost always	24.6	15.7	12.2	15.2	17.3	
N of Valid	142	140	123	92	497	
N of Miss	4	2	1	0	7	

Table 39: Now thinking back over the past year in school, how often did you: hate being in school?






Response	6	8	10	12	Total	
Never	19.7	8.6	8.9	4.3	11.1	
Seldom	31.0	35.0	30.9	25.0	31.0	
Sometimes	30.3	36.4	39.0	30.4	34.2	
Often	9.2	14.3	9.8	27.2	14.1	
Almost always	9.9	5.7	11.4	13.0	9.7	
N of Valid	142	140	123	92	497	
N of Miss	4	2	1	0	7	

Table 40: Now thinking back over the past year in school, how often did you: try to do your best work in school?






Response	6	8	10	12	Total	
Never	1.4	0.0	0.0	1.1	0.6	
Seldom	0.7	2.2	4.1	3.3	2.4	
Sometimes	4.2	13.0	19.7	21.7	13.7	
Often	26.4	26.1	32.8	30.4	28.6	
Almost always	67.4	58.7	43.4	43.5	54.6	
N of Valid	144	138	122	92	496	
N of Miss	2	4	2	0	8	

Table 41: How often do you feel that the school work you are assigned is meaningful and important?






Response	6	8	10	12	Total	
Never	2.8	4.3	7.3	12.0	6.0	
Seldom	9.9	10.6	23.6	18.5	15.1	
Sometimes	24.6	36.2	33.3	44.6	33.7	
Often	35.9	31.2	22.8	21.7	28.7	
Almost always	26.8	17.7	13.0	3.3	16.5	
N of Valid	142	141	123	92	498	
N of Miss	4	1	1	0	6	

Table 42: Putting them all together, what were your grades like last year?






Response	6	8	10	12	Total	
Mostly F's	2.8	1.4	1.7	0.0	1.6	
Mostly D's	5.0	5.8	5.8	4.3	5.3	
Mostly C's	15.6	15.2	33.3	19.6	20.6	
Mostly B's	31.2	41.3	45.8	42.4	39.7	
Mostly A's	45.4	36.2	13.3	33.7	32.8	
N of Valid	141	138	120	92	491	
N of Miss	5	4	4	0	13	

Table 43: How important do you think the things you are learning in school are going to be for your later life?






Response	6	8	10	12	Total	
Very important	46.5	27.5	22.1	9.8	28.4	
Quite important	22.9	36.6	23.0	28.3	27.8	
Fairly important	18.8	22.5	35.2	42.4	28.2	
Slightly important	10.4	8.5	16.4	16.3	12.4	
Not at all important	1.4	4.9	3.3	3.3	3.2	
N of Valid	144	142	122	92	500	
N of Miss	2	0	2	0	4	

Table 44: How interesting are most of your courses to you?






Response	6	8	10	12	Total	
Very interesting and stimulating	16.4	6.3	6.6	5.4	9.1	
Quite interesting	30.7	27.5	26.2	17.4	26.2	
Fairly interesting	34.3	40.8	43.4	51.1	41.5	
Slightly dull	13.6	16.2	17.2	15.2	15.5	
Very dull	5.0	9.2	6.6	10.9	7.7	
N of Valid	140	142	122	92	496	
N of Miss	6	0	2	0	8	

Table 45: During the LAST FOUR WEEKS how many whole days of school have you missed because you skipped or 'cut'?








Response	6	8	10	12	Total	
None	71.2	80.0	71.5	58.7	71.5	
1	11.5	9.3	12.2	22.8	13.2	
2	7.2	2.1	6.5	9.8	6.1	
3	3.6	5.7	4.1	1.1	3.8	
4-5	5.0	2.9	4.1	5.4	4.3	
6-10	1.4	0.0	0.8	2.2	1.0	
11 or more	0.0	0.0	0.8	0.0	0.2	
N of Valid	139	140	123	92	494	
N of Miss	7	2	1	0	10	

Table 46: Think of your four best friends (the friends you feel closest to). In the past year (12 months), how many of your best friends have: participated in clubs, organizations or activities at school?






Response	6	8	10	12	Total	
0	24.1	10.1	4.1	5.4	11.7	
1	15.6	6.5	7.3	9.8	9.9	
2	18.4	15.8	18.7	15.2	17.2	
3	18.4	15.8	14.6	14.1	16.0	
4	23.4	51.8	55.3	55.4	45.3	
N of Valid	141	139	123	92	495	
N of Miss	5	3	1	0	9	

Table 47: Think of your four best friends (the friends you feel closest to). In the past year (12 months), how many of your best friends have: smoked cigarettes?






Response	6	8	10	12	Total	
0	85.1	59.9	46.3	22.8	56.8	
1	5.0	16.1	18.7	17.4	13.8	
2	1.4	9.5	13.8	21.7	10.5	
3	5.7	4.4	9.8	17.4	8.5	
4	2.8	10.2	11.4	20.7	10.3	
N of Valid	141	137	123	92	493	
N of Miss	5	5	1	0	11	

Table 48: Think of your four best friends (the friends you feel closest to). In the past year (12 months), how many of your best friends have: tried beer, wine or hard liquor (for example, vodka, whiskey, or gin) when their parents didn't know about it?






Response	6	8	10	12	Total	
0	74.1	42.8	28.5	15.2	43.1	
1	9.1	15.9	14.6	8.7	12.3	
2	8.4	14.5	17.1	19.6	14.3	
3	3.5	8.0	13.0	12.0	8.7	
4	4.9	18.8	26.8	44.6	21.6	
N of Valid	143	138	123	92	496	
N of Miss	3	4	1	0	8	

Table 49: Think of your four best friends (the friends you feel closest to). In the past year (12 months), how many of your best friends have: made a commitment to stay drug-free?






Response	6	8	10	12	Total	
0	10.6	18.7	27.6	33.0	21.2	
1	5.6	8.6	16.3	14.3	10.7	
2	7.0	9.4	13.8	12.1	10.3	
3	14.1	20.1	15.4	12.1	15.8	
4	62.7	43.2	26.8	28.6	42.0	
N of Valid	142	139	123	91	495	
N of Miss	4	3	1	1	9	

Table 50: Think of your four best friends (the friends you feel closest to). In the past year (12 months), how many of your best friends have: used marijuana?






Response	6	8	10	12	Total	
0	90.6	66.9	54.5	37.0	64.9	
1	5.0	10.8	16.3	20.7	12.4	
2	2.9	11.5	12.2	21.7	11.2	
3	0.7	2.9	6.5	7.6	4.1	
4	0.7	7.9	10.6	13.0	7.5	
N of Valid	139	139	123	92	493	
N of Miss	7	3	1	0	11	

Table 51: Think of your four best friends (the friends you feel closest to). In the past year (12 months), how many of your best friends have: tried to do well in school?






Response	6	8	10	12	Total	
0	2.1	2.9	4.1	2.2	2.8	
1	4.2	7.9	4.9	8.7	6.3	
2	4.9	10.8	13.8	13.0	10.3	
3	16.9	20.1	26.0	19.6	20.6	
4	71.8	58.3	51.2	56.5	60.1	
N of Valid	142	139	123	92	496	
N of Miss	4	3	1	0	8	

Table 52: Think of your four best friends (the friends you feel closest to). In the past year (12 months), how many of your best friends have: used LSD, cocaine, amphetamines, or other illegal drugs?






Response	6	8	10	12	Total	
0	95.1	82.6	84.6	81.5	86.5	
1	3.5	9.4	7.3	9.8	7.3	
2	1.4	2.9	3.3	3.3	2.6	
3	0.0	0.7	2.4	0.0	0.8	
4	0.0	4.3	2.4	5.4	2.8	
N of Valid	142	138	123	92	495	
N of Miss	4	4	1	0	9	

Table 53: Think of your four best friends (the friends you feel closest to). In the past year (12 months), how many of your best friends have: been suspended from school?






Response	6	8	10	12	Total	
0	84.6	71.2	73.2	84.8	78.1	
1	7.0	18.0	15.4	4.3	11.7	
2	4.9	4.3	8.1	6.5	5.8	
3	1.4	3.6	2.4	1.1	2.2	
4	2.1	2.9	0.8	3.3	2.2	
N of Valid	143	139	123	92	497	
N of Miss	3	3	1	0	7	

Table 54: Think of your four best friends (the friends you feel closest to). In the past year (12 months), how many of your best friends have: liked school?






Response	6	8	10	12	Total	
0	22.0	20.9	26.0	30.4	24.2	
1	8.5	12.2	6.5	13.0	9.9	
2	14.2	15.8	25.2	23.9	19.2	
3	19.9	25.2	19.5	13.0	20.0	
4	35.5	25.9	22.8	19.6	26.7	
N of Valid	141	139	123	92	495	
N of Miss	5	3	1	0	9	

Table 55: Think of your four best friends (the friends you feel closest to). In the past year (12 months), how many of your best friends have: carried a handgun?






Response	6	8	10	12	Total	
0	89.5	80.3	92.7	94.6	88.7	
1	5.6	8.0	2.4	2.2	4.8	
2	2.1	5.1	0.8	3.3	2.8	
3	1.4	2.2	1.6	0.0	1.4	
4	1.4	4.4	2.4	0.0	2.2	
N of Valid	143	137	123	92	495	
N of Miss	3	5	1	0	9	

Table 56: Think of your four best friends (the friends you feel closest to). In the past year (12 months), how many of your best friends have: sold illegal drugs?






Response	6	8	10	12	Total	
0	97.2	90.5	91.6	83.3	91.4	
1	2.1	5.8	4.2	10.0	5.1	
2	0.7	1.5	3.4	3.3	2.0	
3	0.0	0.7	0.0	1.1	0.4	
4	0.0	1.5	0.8	2.2	1.0	
N of Valid	142	137	119	90	488	
N of Miss	4	5	5	2	16	

Table 57: Think of your four best friends (the friends you feel closest to). In the past year (12 months), how many of your best friends have: regularly attended religious services?






Response	6	8	10	12	Total	
0	24.6	13.2	14.6	20.9	18.2	
1	10.1	14.0	20.3	26.4	16.8	
2	14.5	26.5	26.0	30.8	23.8	
3	23.9	21.3	17.9	11.0	19.3	
4	26.8	25.0	21.1	11.0	21.9	
N of Valid	138	136	123	91	488	
N of Miss	8	6	1	1	16	

Table 58: Think of your four best friends (the friends you feel closest to). In the past year (12 months), how many of your best friends have: stolen or tried to steal a motor vehicle such as a car or motorcycle?






Response	6	8	10	12	Total	
0	91.5	90.5	91.9	91.3	91.3	
1	3.5	5.8	4.1	4.3	4.5	
2	4.3	1.5	2.4	2.2	2.6	
3	0.0	0.7	0.8	2.2	0.8	
4	0.7	1.5	0.8	0.0	0.8	
N of Valid	141	137	123	92	493	
N of Miss	5	5	1	0	11	

Table 59: Think of your four best friends (the friends you feel closest to). In the past year (12 months), how many of your best friends have: been arrested?






Response	6	8	10	12	Total	
0	91.5	80.3	81.1	81.5	84.0	
1	3.5	11.7	10.7	13.0	9.3	
2	2.1	3.6	4.1	3.3	3.2	
3	2.8	1.5	3.3	1.1	2.2	
4	0.0	2.9	0.8	1.1	1.2	
N of Valid	142	137	122	92	493	
N of Miss	4	5	2	0	11	

Table 60: Think of your four best friends (the friends you feel closest to). In the past year (12 months), how many of your best friends have: dropped out of school?






Response	6	8	10	12	Total	
0	92.9	87.0	84.6	79.3	86.6	
1	4.3	8.0	5.7	12.0	7.1	
2	1.4	3.6	6.5	6.5	4.3	
3	0.7	0.0	2.4	2.2	1.2	
4	0.7	1.4	0.8	0.0	0.8	
N of Valid	140	138	123	92	493	
N of Miss	6	4	1	0	11	

Table 61: Think of your four best friends (the friends you feel closest to). In the past year (12 months), how many of your best friends have: been members of a gang?






Response	6	8	10	12	Total	
0	84.9	79.3	92.7	94.6	87.0	
1	9.4	11.4	4.1	4.3	7.7	
2	1.4	4.3	1.6	0.0	2.0	
3	0.7	0.7	0.8	0.0	0.6	
4	3.6	4.3	0.8	1.1	2.6	
N of Valid	139	140	123	92	494	
N of Miss	7	2	1	0	10	

Table 62: What are the chances you would be seen as cool if you: smoked cigarettes?






Response	6	8	10	12	Total	
No or very little chance	83.6	70.0	61.2	40.7	66.3	
Little chance	7.1	13.6	22.3	33.0	17.5	
Some chance	3.6	9.3	9.9	14.3	8.7	
Pretty good chance	4.3	5.0	4.1	5.5	4.7	
Very good chance	1.4	2.1	2.5	6.6	2.8	
N of Valid	140	140	121	91	492	
N of Miss	6	2	3	1	12	

Table 63: What are the chances you would be seen as cool if you: worked hard at school?






Response	6	8	10	12	Total	
No or very little chance	10.8	10.0	8.3	19.8	11.6	
Little chance	11.5	12.9	14.9	20.9	14.5	
Some chance	14.4	22.1	31.4	27.5	23.2	
Pretty good chance	25.2	29.3	28.9	20.9	26.5	
Very good chance	38.1	25.7	16.5	11.0	24.2	
N of Valid	139	140	121	91	491	
N of Miss	7	2	3	1	13	

Table 64: What are the chances you would be seen as cool if you: began drinking alcoholic beverages regularly, that is, at least once or twice a month?






Response	6	8	10	12	Total	
No or very little chance	76.9	51.8	39.7	22.0	50.6	
Little chance	11.9	20.1	24.8	17.6	18.4	
Some chance	3.5	15.8	15.7	25.3	14.0	
Pretty good chance	4.9	7.2	12.4	18.7	9.9	
Very good chance	2.8	5.0	7.4	16.5	7.1	
N of Valid	143	139	121	91	494	
N of Miss	3	3	3	1	10	

Table 65: What are the chances you would be seen as cool if you: defended someone who was being verbally abused at school?

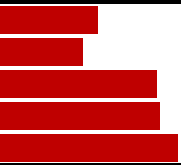
Response	6	8	10	12	Total	
No or very little chance	19.4	11.6	12.3	10.9	13.8	
Little chance	10.1	11.6	12.3	12.0	11.4	
Some chance	19.4	20.3	27.0	30.4	23.6	
Pretty good chance	22.3	26.1	23.0	25.0	24.0	
Very good chance	28.8	30.4	25.4	21.7	27.1	
N of Valid	139	138	122	92	491	
N of Miss	7	4	2	0	13	

Table 66: What are the chances you would be seen as cool if you: smoked marijuana?


Response	6	8	10	12	Total	
No or very little chance	87.9	73.6	61.5	42.4	68.8	
Little chance	4.3	12.1	10.7	20.7	11.1	
Some chance	3.6	5.7	10.7	15.2	8.1	
Pretty good chance	0.7	5.0	7.4	10.9	5.5	
Very good chance	3.6	3.6	9.8	10.9	6.5	
N of Valid	140	140	122	92	494	
N of Miss	6	2	2	0	10	

Table 67: What are the chances you would be seen as cool if you: carried a handgun?


Response	6	8	10	12	Total	
No or very little chance	85.1	74.1	82.0	81.5	80.6	
Little chance	6.4	14.4	9.0	9.8	9.9	
Some chance	4.3	4.3	6.6	4.3	4.9	
Pretty good chance	0.7	3.6	1.6	1.1	1.8	
Very good chance	3.5	3.6	0.8	3.3	2.8	
N of Valid	141	139	122	92	494	
N of Miss	5	3	2	0	10	

Table 68: What are the chances you would be seen as cool if you: regularly volunteered to do community service?






Response	6	8	10	12	Total	
No or very little chance	27.3	25.9	23.0	31.5	26.6	
Little chance	23.0	20.1	27.9	26.1	24.0	
Some chance	14.4	25.2	21.3	27.2	21.5	
Pretty good chance	12.2	12.9	14.8	8.7	12.4	
Very good chance	23.0	15.8	13.1	6.5	15.4	
N of Valid	139	139	122	92	492	
N of Miss	7	3	2	0	12	

Table 69: How old were you when you first: smoked marijuana?










Response	6	8	10	12	Total	
Never	94.5	83.6	76.2	53.3	79.4	
10 or younger	2.7	3.6	3.3	2.2	3.0	
11	2.7	3.6	0.8	1.1	2.2	
12	0.0	3.6	4.1	3.3	2.6	
13	0.0	2.9	0.8	6.5	2.2	
14	0.0	2.9	6.6	5.4	3.4	
15	0.0	0.0	6.6	12.0	3.8	
16	0.0	0.0	1.6	8.7	2.0	
17 or older	0.0	0.0	0.0	7.6	1.4	
N of Valid	146	140	122	92	500	
N of Miss	0	2	2	0	4	

Table 70: How old were you when you first: smoked a cigarette, even just a puff?










Response	6	8	10	12	Total	
Never	75.2	68.6	57.4	30.8	60.8	
10 or younger	19.3	18.6	13.1	14.3	16.7	
11	4.1	2.1	2.5	4.4	3.2	
12	1.4	3.6	7.4	5.5	4.2	
13	0.0	4.3	4.1	5.5	3.2	
14	0.0	2.9	8.2	18.7	6.2	
15	0.0	0.0	5.7	5.5	2.4	
16	0.0	0.0	1.6	7.7	1.8	
17 or older	0.0	0.0	0.0	7.7	1.4	
N of Valid	145	140	122	91	498	
N of Miss	1	2	2	1	6	

Table 71: How old were you when you first: had more than a sip or two of beer, wine or hard liquor (for example, vodka, whiskey, or gin)?










Response	6	8	10	12	Total	
Never	63.4	40.7	33.6	14.1	40.7	
10 or younger	23.4	22.1	13.1	9.8	18.0	
11	9.7	14.3	1.6	5.4	8.2	
12	3.4	5.7	4.9	5.4	4.8	
13	0.0	13.6	14.8	10.9	9.4	
14	0.0	2.9	16.4	15.2	7.6	
15	0.0	0.0	12.3	15.2	5.8	
16	0.0	0.0	3.3	14.1	3.4	
17 or older	0.0	0.7	0.0	9.8	2.0	
N of Valid	145	140	122	92	499	
N of Miss	1	2	2	0	5	

Table 72: How old were you when you first: began drinking alcoholic beverages regularly, that is, at least once or twice a month?










Response	6	8	10	12	Total	
Never	95.9	79.4	73.0	51.1	77.4	
10 or younger	3.4	6.4	1.6	0.0	3.2	
11	0.7	3.5	0.0	0.0	1.2	
12	0.0	1.4	2.5	1.1	1.2	
13	0.0	5.7	4.1	1.1	2.8	
14	0.0	2.8	12.3	6.5	5.0	
15	0.0	0.0	5.7	12.0	3.6	
16	0.0	0.0	0.8	14.1	2.8	
17 or older	0.0	0.7	0.0	14.1	2.8	
N of Valid	146	141	122	92	501	
N of Miss	0	1	2	0	3	

Table 73: How old were you when you first: used phenoxydine (pox, px, breeze)?


Response	6	8	10	12	Total	
Never	100.0	100.0	100.0	100.0	100.0	
10 or younger	0.0	0.0	0.0	0.0	0.0	
11	0.0	0.0	0.0	0.0	0.0	
12	0.0	0.0	0.0	0.0	0.0	
13	0.0	0.0	0.0	0.0	0.0	
14	0.0	0.0	0.0	0.0	0.0	
15	0.0	0.0	0.0	0.0	0.0	
16	0.0	0.0	0.0	0.0	0.0	
17 or older	0.0	0.0	0.0	0.0	0.0	
N of Valid	145	141	123	91	500	
N of Miss	1	1	1	1	4	

Table 74: How old were you when you first: got suspended from school?










Response	6	8	10	12	Total	
Never	93.2	89.9	84.6	80.4	87.8	
10 or younger	4.8	2.2	2.4	3.3	3.2	
11	0.7	3.6	3.3	0.0	2.0	
12	1.4	4.3	0.8	1.1	2.0	
13	0.0	0.0	3.3	3.3	1.4	
14	0.0	0.0	3.3	4.3	1.6	
15	0.0	0.0	2.4	3.3	1.2	
16	0.0	0.0	0.0	3.3	0.6	
17 or older	0.0	0.0	0.0	1.1	0.2	
N of Valid	146	138	123	92	499	
N of Miss	0	4	1	0	5	

Table 75: How old were you when you first: got arrested?










Response	6	8	10	12	Total	
Never	97.3	91.5	96.7	91.3	94.4	
10 or younger	2.7	0.7	0.0	0.0	1.0	
11	0.0	2.1	0.0	1.1	0.8	
12	0.0	2.8	0.8	0.0	1.0	
13	0.0	2.8	0.8	1.1	1.2	
14	0.0	0.0	0.8	1.1	0.4	
15	0.0	0.0	0.8	0.0	0.2	
16	0.0	0.0	0.0	3.3	0.6	
17 or older	0.0	0.0	0.0	2.2	0.4	
N of Valid	146	141	122	92	501	
N of Miss	0	1	2	0	3	

Table 76: How old were you when you first: carried a handgun?









Response	6	8	10	12	Total	
Never	95.9	90.5	94.3	93.5	93.6	
10 or younger	2.7	4.4	1.6	2.2	2.8	
11	1.4	2.2	0.8	0.0	1.2	
12	0.0	1.5	0.0	1.1	0.6	
13	0.0	0.7	0.8	2.2	0.8	
14	0.0	0.7	0.8	0.0	0.4	
15	0.0	0.0	0.8	1.1	0.4	
16	0.0	0.0	0.8	0.0	0.2	
17 or older	0.0	0.0	0.0	0.0	0.0	
N of Valid	146	137	122	92	497	
N of Miss	0	5	2	0	7	

Table 77: How old were you when you first: attacked someone with the idea of seriously hurting them?









Response	6	8	10	12	Total	
Never	77.9	74.5	84.3	87.9	80.4	
10 or younger	10.3	8.8	1.7	3.3	6.5	
11	9.7	2.2	1.7	0.0	3.8	
12	2.1	4.4	1.7	1.1	2.4	
13	0.0	10.2	1.7	3.3	3.8	
14	0.0	0.0	6.6	0.0	1.6	
15	0.0	0.0	2.5	2.2	1.0	
16	0.0	0.0	0.0	2.2	0.4	
17 or older	0.0	0.0	0.0	0.0	0.0	
N of Valid	145	137	121	91	494	
N of Miss	1	5	3	1	10	

Table 78: How old were you when you first: belonged to a gang?








Response	6	8	10	12	Total	
Never	93.1	91.5	98.4	98.9	95.0	
10 or younger	4.1	2.1	0.0	0.0	1.8	
11	2.1	0.7	0.8	0.0	1.0	
12	0.7	0.7	0.0	0.0	0.4	
13	0.0	3.5	0.0	0.0	1.0	
14	0.0	0.7	0.0	1.1	0.4	
15	0.0	0.7	0.8	0.0	0.4	
16	0.0	0.0	0.0	0.0	0.0	
17 or older	0.0	0.0	0.0	0.0	0.0	
N of Valid	145	141	122	92	500	
N of Miss	1	1	2	0	4	

Table 79: How wrong do you think it is for someone your age to: take a handgun to school?





Response	6	8	10	12	Total	
Very wrong	89.7	84.5	95.1	94.6	90.5	
Wrong	6.8	12.0	4.1	4.3	7.2	
A little bit wrong	2.1	1.4	0.0	1.1	1.2	
Not wrong at all	1.4	2.1	0.8	0.0	1.2	
N of Valid	146	142	123	92	503	
N of Miss	0	0	1	0	1	

Table 80: How wrong do you think it is for someone your age to: steal anything worth more than \$5?





Response	6	8	10	12	Total	
Very wrong	57.5	56.4	48.0	61.5	55.6	
Wrong	33.6	30.7	42.3	35.2	35.2	
A little bit wrong	6.8	11.4	8.9	3.3	8.0	
Not wrong at all	2.1	1.4	0.8	0.0	1.2	
N of Valid	146	140	123	91	500	
N of Miss	0	2	1	1	4	

Table 81: How wrong do you think it is for someone your age to: pick a fight with someone?





Response	6	8	10	12	Total	
Very wrong	46.5	33.3	28.3	30.4	35.4	
Wrong	30.6	36.9	36.7	41.3	35.8	
A little bit wrong	16.0	22.0	29.2	22.8	22.1	
Not wrong at all	6.9	7.8	5.8	5.4	6.6	
N of Valid	144	141	120	92	497	
N of Miss	2	1	4	0	7	

Table 82: How wrong do you think it is for someone your age to: attack someone with the idea of seriously hurting them?





Response	6	8	10	12	Total	
Very wrong	78.8	62.4	71.5	66.3	70.1	
Wrong	13.0	19.9	18.7	26.1	18.7	
A little bit wrong	6.2	12.8	8.9	6.5	8.8	
Not wrong at all	2.1	5.0	0.8	1.1	2.4	
N of Valid	146	141	123	92	502	
N of Miss	0	1	1	0	2	

Table 83: How wrong do you think it is for someone your age to: stay away from school all day when their parents think they are at school?





Response	6	8	10	12	Total	
Very wrong	78.8	60.6	41.5	31.5	55.9	
Wrong	15.1	21.1	31.7	35.9	24.7	
A little bit wrong	4.8	14.1	25.2	26.1	16.3	
Not wrong at all	1.4	4.2	1.6	6.5	3.2	
N of Valid	146	142	123	92	503	
N of Miss	0	0	1	0	1	

Table 84: How wrong do you think it is for someone your age to: drink beer, wine or hard liquor (for example, vodka, whiskey, or gin) regularly?





Response	6	8	10	12	Total	
Very wrong	75.9	55.6	41.5	26.1	52.6	
Wrong	12.4	20.4	21.1	25.0	19.1	
A little bit wrong	6.9	15.5	23.6	28.3	17.3	
Not wrong at all	4.8	8.5	13.8	20.7	11.0	
N of Valid	145	142	123	92	502	
N of Miss	1	0	1	0	2	

Table 85: How wrong do you think it is for someone your age to: smoke cigarettes?





Response	6	8	10	12	Total	
Very wrong	82.9	67.4	46.7	25.0	59.1	
Wrong	11.0	16.3	23.0	21.7	17.4	
A little bit wrong	1.4	11.3	21.3	32.6	14.8	
Not wrong at all	4.8	5.0	9.0	20.7	8.8	
N of Valid	146	141	122	92	501	
N of Miss	0	1	2	0	3	

Table 86: How wrong do you think it is for someone your age to: smoke marijuana?





Response	6	8	10	12	Total	
Very wrong	93.2	72.3	62.6	54.3	72.7	
Wrong	3.4	14.2	17.9	17.4	12.5	
A little bit wrong	2.1	8.5	8.9	13.0	7.6	
Not wrong at all	1.4	5.0	10.6	15.2	7.2	
N of Valid	146	141	123	92	502	
N of Miss	0	1	1	0	2	

Table 87: How wrong do you think it is for someone your age to: use LSD, cocaine, amphetamines or another illegal drug?





Response	6	8	10	12	Total	
Very wrong	95.8	86.5	87.8	87.0	89.6	
Wrong	2.8	8.5	8.1	5.4	6.2	
A little bit wrong	1.4	2.8	1.6	2.2	2.0	
Not wrong at all	0.0	2.1	2.4	5.4	2.2	
N of Valid	144	141	123	92	500	
N of Miss	2	1	1	0	4	

Table 88: At school during the past 12 months, did you receive help from the resource teacher, speech therapist or other special education teacher?



Response	6	8	10	12	Total	
No	77.0	83.7	89.6	94.2	85.2	
Yes	23.0	16.3	10.4	5.8	14.8	
N of Valid	135	123	115	86	459	
N of Miss	11	19	9	6	45	

Table 89: How many times have you done the following things? done what feels good no matter what.







Response	6	8	10	12	Total	
Never	44.3	31.9	20.5	16.3	29.7	
I've done it, but not in the past year	14.3	8.9	9.0	9.8	10.6	
Less than once a month	9.3	13.3	18.9	17.4	14.3	
About once a month	4.3	10.4	14.8	17.4	11.0	
2 or 3 times a month	7.9	18.5	16.4	15.2	14.3	
Once a week or more	20.0	17.0	20.5	23.9	20.0	
N of Valid	140	135	122	92	489	
N of Miss	6	7	2	0	15	

Table 90: How many times have you done the following things? done something dangerous because someone dared you to do it.







Response	6	8	10	12	Total	
Never	57.9	41.8	34.1	30.4	42.5	
I've done it, but not in the past year	22.8	27.6	22.8	30.4	25.5	
Less than once a month	6.2	9.7	21.1	17.4	13.0	
About once a month	5.5	11.9	13.0	9.8	9.9	
2 or 3 times a month	3.4	5.2	4.9	5.4	4.7	
Once a week or more	4.1	3.7	4.1	6.5	4.5	
N of Valid	145	134	123	92	494	
N of Miss	1	8	1	0	10	

Table 91: How many times have you done the following things? done crazy things even if they are a little dangerous.







Response	6	8	10	12	Total	
Never	47.6	28.9	19.5	19.6	30.3	
I've done it, but not in the past year	29.0	29.6	20.3	13.0	24.0	
Less than once a month	4.8	9.6	18.7	26.1	13.5	
About once a month	6.9	12.6	14.6	17.4	12.3	
2 or 3 times a month	5.5	11.9	16.3	10.9	10.9	
Once a week or more	6.2	7.4	10.6	13.0	8.9	
N of Valid	145	135	123	92	495	
N of Miss	1	7	1	0	9	

Table 92: How many times in the past year (12 months) have you: been suspended from school?






Response	6	8	10	12	Total	
Never	95.9	94.2	92.7	94.5	94.4	
1 to 2 times	3.4	4.3	5.7	5.5	4.6	
3 to 5 times	0.7	0.7	0.8	0.0	0.6	
6 to 9 times	0.0	0.0	0.0	0.0	0.0	
10 to 19 times	0.0	0.0	0.0	0.0	0.0	
20 to 29 times	0.0	0.7	0.0	0.0	0.2	
30 to 39 times	0.0	0.0	0.0	0.0	0.0	
40+ times	0.0	0.0	0.8	0.0	0.2	
N of Valid	146	138	123	91	498	
N of Miss	0	4	1	1	6	

Table 93: How many times in the past year (12 months) have you: carried a handgun?









Response	6	8	10	12	Total	
Never	95.9	92.0	91.0	97.8	94.0	
1 to 2 times	0.7	2.2	3.3	0.0	1.6	
3 to 5 times	0.7	1.5	1.6	0.0	1.0	
6 to 9 times	0.7	1.5	0.8	1.1	1.0	
10 to 19 times	0.0	0.7	0.8	1.1	0.6	
20 to 29 times	0.7	0.7	0.8	0.0	0.6	
30 to 39 times	0.0	0.0	0.8	0.0	0.2	
40+ times	1.4	1.5	0.8	0.0	1.0	
N of Valid	146	137	122	92	497	
N of Miss	0	5	2	0	7	

Table 94: How many times in the past year (12 months) have you: sold illegal drugs?

Response	6	8	10	12	Total	
Never	100.0	97.1	98.4	93.4	97.6	
1 to 2 times	0.0	0.7	1.6	1.1	0.8	
3 to 5 times	0.0	0.7	0.0	2.2	0.6	
6 to 9 times	0.0	0.7	0.0	1.1	0.4	
10 to 19 times	0.0	0.7	0.0	1.1	0.4	
20 to 29 times	0.0	0.0	0.0	0.0	0.0	
30 to 39 times	0.0	0.0	0.0	0.0	0.0	
40+ times	0.0	0.0	0.0	1.1	0.2	
N of Valid	142	136	123	91	492	
N of Miss	4	6	1	1	12	

Table 95: How many times in the past year (12 months) have you: stolen or tried to steal a motor vehicle such as a car or motorcycle?

Response	6	8	10	12	Total	
Never	97.9	96.4	96.7	98.9	97.4	
1 to 2 times	1.4	3.6	2.4	1.1	2.2	
3 to 5 times	0.7	0.0	0.0	0.0	0.2	
6 to 9 times	0.0	0.0	0.0	0.0	0.0	
10 to 19 times	0.0	0.0	0.8	0.0	0.2	
20 to 29 times	0.0	0.0	0.0	0.0	0.0	
30 to 39 times	0.0	0.0	0.0	0.0	0.0	
40+ times	0.0	0.0	0.0	0.0	0.0	
N of Valid	146	138	123	92	499	
N of Miss	0	4	1	0	5	

Table 96: How many times in the past year (12 months) have you: participated in clubs, organizations or activities at school?









Response	6	8	10	12	Total	
Never	29.5	17.4	14.8	8.7	18.7	
1 to 2 times	26.0	21.7	21.3	17.4	22.1	
3 to 5 times	17.1	18.1	13.9	5.4	14.5	
6 to 9 times	6.8	9.4	13.9	13.0	10.4	
10 to 19 times	4.8	5.8	7.4	9.8	6.6	
20 to 29 times	4.1	3.6	5.7	7.6	5.0	
30 to 39 times	2.7	5.1	5.7	3.3	4.2	
40+ times	8.9	18.8	17.2	34.8	18.5	
N of Valid	146	138	122	92	498	
N of Miss	0	4	2	0	6	

Table 97: How many times in the past year (12 months) have you: been arrested?





Response	6	8	10	12	Total	
Never	95.9	93.5	96.7	94.6	95.2	
1 to 2 times	2.8	6.5	1.6	5.4	4.0	
3 to 5 times	0.7	0.0	1.6	0.0	0.6	
6 to 9 times	0.0	0.0	0.0	0.0	0.0	
10 to 19 times	0.0	0.0	0.0	0.0	0.0	
20 to 29 times	0.0	0.0	0.0	0.0	0.0	
30 to 39 times	0.0	0.0	0.0	0.0	0.0	
40+ times	0.7	0.0	0.0	0.0	0.2	
N of Valid	145	139	123	92	499	
N of Miss	1	3	1	0	5	

Table 98: How many times in the past year (12 months) have you: done extra work on your own for school?









Response	6	8	10	12	Total	
Never	36.6	32.1	37.2	38.0	35.8	
1 to 2 times	30.3	23.4	22.3	14.1	23.4	
3 to 5 times	10.3	16.8	18.2	14.1	14.7	
6 to 9 times	11.0	12.4	9.1	8.7	10.5	
10 to 19 times	5.5	5.1	3.3	7.6	5.3	
20 to 29 times	2.8	5.8	3.3	8.7	4.8	
30 to 39 times	0.0	1.5	0.8	3.3	1.2	
40+ times	3.4	2.9	5.8	5.4	4.2	
N of Valid	145	137	121	92	495	
N of Miss	1	5	3	0	9	

Table 99: How many times in the past year (12 months) have you: attacked someone with the idea of seriously hurting them?







Response	6	8	10	12	Total	
Never	83.4	75.4	87.8	90.2	83.5	
1 to 2 times	9.7	15.2	9.8	7.6	10.8	
3 to 5 times	3.4	3.6	0.0	2.2	2.4	
6 to 9 times	2.1	3.6	0.8	0.0	1.8	
10 to 19 times	0.7	1.4	1.6	0.0	1.0	
20 to 29 times	0.0	0.0	0.0	0.0	0.0	
30 to 39 times	0.0	0.0	0.0	0.0	0.0	
40+ times	0.7	0.7	0.0	0.0	0.4	
N of Valid	145	138	123	92	498	
N of Miss	1	4	1	0	6	

Table 100: How many times in the past year (12 months) have you: been drunk or high at school?


Response	6	8	10	12	Total	
Never	98.6	91.3	87.0	82.2	90.7	
1 to 2 times	0.7	6.5	4.9	5.6	4.2	
3 to 5 times	0.7	0.7	4.9	0.0	1.6	
6 to 9 times	0.0	0.0	0.8	6.7	1.4	
10 to 19 times	0.0	0.7	0.8	0.0	0.4	
20 to 29 times	0.0	0.0	0.0	1.1	0.2	
30 to 39 times	0.0	0.0	0.0	1.1	0.2	
40+ times	0.0	0.7	1.6	3.3	1.2	
N of Valid	144	138	123	90	495	
N of Miss	2	4	1	2	9	

Table 101: How many times in the past year (12 months) have you: volunteered to do community service?

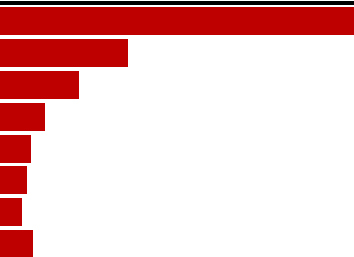
Response	6	8	10	12	Total	
Never	66.9	58.0	55.3	39.6	56.5	
1 to 2 times	17.2	18.1	22.0	17.6	18.7	
3 to 5 times	6.2	11.6	11.4	15.4	10.7	
6 to 9 times	4.8	2.9	4.1	9.9	5.0	
10 to 19 times	0.7	3.6	2.4	5.5	2.8	
20 to 29 times	0.7	2.9	1.6	3.3	2.0	
30 to 39 times	0.0	1.4	1.6	2.2	1.2	
40+ times	3.4	1.4	1.6	6.6	3.0	
N of Valid	145	138	123	91	497	
N of Miss	1	4	1	1	7	

Table 102: How many times in the past year (12 months) have you: taken a handgun to school?




Response	6	8	10	12	Total	
Never	98.6	99.3	100.0	98.9	99.2	
1 to 2 times	0.7	0.7	0.0	1.1	0.6	
3 to 5 times	0.0	0.0	0.0	0.0	0.0	
6 to 9 times	0.0	0.0	0.0	0.0	0.0	
10 to 19 times	0.0	0.0	0.0	0.0	0.0	
20 to 29 times	0.0	0.0	0.0	0.0	0.0	
30 to 39 times	0.0	0.0	0.0	0.0	0.0	
40+ times	0.7	0.0	0.0	0.0	0.2	
N of Valid	144	138	123	91	496	
N of Miss	2	4	1	1	8	

Table 103: Are you currently on probation, or assigned a probation officer with Juvenile Court?



Response	6	8	10	12	Total	
No	98.6	97.0	99.2	100.0	98.6	
Yes	1.4	3.0	0.8	0.0	1.4	
N of Valid	144	135	122	92	493	
N of Miss	2	7	2	0	11	

Table 104: Have you ever belonged to a gang?






Response	6	8	10	12	Total	
No	85.5	87.6	95.1	95.7	90.3	
No, but would like to	4.1	2.2	2.5	3.3	3.0	
Yes, in the past	6.9	6.6	0.8	1.1	4.2	
Yes, belong now	2.8	2.9	0.8	0.0	1.8	
Yes, but would like to get out	0.7	0.7	0.8	0.0	0.6	
N of Valid	145	137	122	92	496	
N of Miss	1	5	2	0	8	

Table 105: If you have ever belonged to a gang, did that gang have a name?

Response	6	8	10	12	Total
No	7.8	11.7	5.0	2.2	7.2
Yes	7.8	8.0	0.8	1.1	4.9
I have never belonged to a gang	84.4	80.3	94.2	96.7	87.9
N of Valid	141	137	121	90	489
N of Miss	5	5	3	2	15

Table 106: You're looking at CD's in a music store with a friend. You look up and see her slip a CD under her coat. She smiles and says 'Which one do you want? Go ahead, take it while nobody's around.' There is nobody in sight, no employees and no other customers. What would you do now?

Response	6	8	10	12	Total
Ignore her	15.5	17.9	22.3	15.2	17.8
Grab a CD and leave the store	6.3	7.1	7.4	3.3	6.3
Tell her to put the CD back	53.5	40.0	33.1	39.1	42.0
Act like it is a joke, and ask her to put the CD back	24.6	35.0	37.2	42.4	33.9
N of Valid	142	140	121	92	495
N of Miss	4	2	3	0	9

Table 107: You are visiting another part of town, and you don't know any of the people your age there. You are walking down the street, and some teenager you don't know is walking toward you. He is about your size, and as he is about to pass you, he deliberately bumps into you and you almost lose your balance. What would you say or do?

Response	6	8	10	12	Total
Push the person back	14.0	21.6	12.3	11.1	15.2
Say 'Excuse me' and keep on walking	45.5	39.6	52.5	48.9	46.2
Say 'Watch where you are going' and keep on walking	30.8	28.1	20.5	22.2	25.9
Swear at the person and walk away	9.8	10.8	14.8	17.8	12.8
N of Valid	143	139	122	90	494
N of Miss	3	3	2	2	10

Table 108: You are at a party at someone's house, and one of your friends offers you a drink containing alcohol. What would you say or do?

Response	6	8	10	12	Total	
Drink it	10.5	26.1	41.0	54.9	30.6	
Tell your friend, 'No thanks, I don't drink' and suggest that you and your friend go and do something else	34.3	31.9	27.0	14.3	28.1	
Just say, 'No thanks' and walk away	24.5	29.0	22.1	23.1	24.9	
Make up a good excuse, tell your friend you had something else to do, and leave	30.8	13.0	9.8	7.7	16.4	
N of Valid	143	138	122	91	494	
N of Miss	3	4	2	1	10	

Table 109: It's 8:00 on a weeknight and you are about to go over to a friend's home when your mother asks you where you are going. You say 'Oh, just going to go hang out with some friends.' She says, 'No, you'll just get into trouble if you go out. Stay home tonight.' What would you do now?

Response	6	8	10	12	Total	
Leave the house anyway	4.2	10.1	8.2	8.8	7.7	
Explain what you are going to do with your friends, tell her when you will get home, and ask if you can go out	49.3	62.6	66.4	75.8	62.1	
Not say anything and start watching TV	37.3	19.4	14.8	5.5	20.9	
Get into an argument with her	9.2	7.9	10.7	9.9	9.3	
N of Valid	142	139	122	91	494	
N of Miss	4	3	2	1	10	

Table 110: How often do you attend religious services or activities?

Response	6	8	10	12	Total	
Never	17.4	12.9	15.6	20.9	16.3	
Rarely	23.2	25.9	29.5	29.7	26.7	
1-2 Times a Month	18.1	12.2	13.1	15.4	14.7	
About Once a Week or More	41.3	48.9	41.8	34.1	42.2	
N of Valid	138	139	122	91	490	
N of Miss	8	3	2	1	14	

Table 111: I do the opposite of what people tell me, just to get them mad.





Response	6	8	10	12	Total	
Very False	42.1	33.3	35.2	29.7	35.6	
Somewhat False	26.4	33.3	33.6	34.1	31.6	
Somewhat True	28.6	30.4	30.3	35.2	30.8	
Very True	2.9	2.9	0.8	1.1	2.0	
N of Valid	140	138	122	91	491	
N of Miss	6	4	2	1	13	

Table 112: I like to see how much I can get away with.





Response	6	8	10	12	Total	
Very False	52.9	32.1	29.5	18.7	34.9	
Somewhat False	26.4	35.0	34.4	27.5	31.0	
Somewhat True	15.7	25.7	30.3	45.1	27.6	
Very True	5.0	7.1	5.7	8.8	6.5	
N of Valid	140	140	122	91	493	
N of Miss	6	2	2	1	11	

Table 113: I ignore rules that get in my way.





Response	6	8	10	12	Total	
Very False	60.3	40.6	39.0	29.7	43.7	
Somewhat False	19.9	35.3	30.9	35.2	29.8	
Somewhat True	17.6	17.3	26.0	33.0	22.6	
Very True	2.2	6.8	4.1	2.2	3.9	
N of Valid	136	133	123	91	483	
N of Miss	10	9	1	1	21	

Table 114: I think sometimes it's okay to cheat at school.





Response	6	8	10	12	Total	
NO!	65.2	48.2	22.8	18.7	41.3	
no	22.0	30.7	42.3	31.9	31.3	
yes	10.6	19.7	30.1	38.5	23.2	
YES!	2.1	1.5	4.9	11.0	4.3	
N of Valid	141	137	123	91	492	
N of Miss	5	5	1	1	12	

Table 115: It is important to think before you act.





Response	6	8	10	12	Total	
NO!	2.2	5.1	1.6	0.0	2.5	
no	4.3	8.8	7.3	1.1	5.7	
yes	29.7	36.5	43.9	44.0	37.8	
YES!	63.8	49.6	47.2	54.9	54.0	
N of Valid	138	137	123	91	489	
N of Miss	8	5	1	1	15	

Table 116: Sometimes I think that life is not worth it.





Response	6	8	10	12	Total	
NO!	44.9	35.1	39.8	42.9	40.5	
no	21.7	27.6	24.4	31.9	25.9	
yes	26.1	24.6	28.5	19.8	25.1	
YES!	7.2	12.7	7.3	5.5	8.4	
N of Valid	138	134	123	91	486	
N of Miss	8	8	1	1	18	

Table 117: At times I think I am no good at all.





Response	6	8	10	12	Total	
NO!	26.1	29.2	26.8	26.4	27.2	
no	22.5	21.9	26.0	34.1	25.4	
yes	33.3	35.0	36.6	30.8	34.2	
YES!	18.1	13.9	10.6	8.8	13.3	
N of Valid	138	137	123	91	489	
N of Miss	8	5	1	1	15	

Table 118: All in all, I am inclined to think that I am a failure.





Response	6	8	10	12	Total	
NO!	51.1	41.5	41.8	40.7	44.1	
no	28.1	32.6	32.8	44.0	33.5	
yes	14.1	20.7	20.5	8.8	16.6	
YES!	6.7	5.2	4.9	6.6	5.8	
N of Valid	135	135	122	91	483	
N of Miss	11	7	2	1	21	

Table 119: In the past year, have you felt depressed or sad MOST days, even if you felt okay sometimes?





Response	6	8	10	12	Total	
NO!	30.7	23.5	31.1	27.5	28.2	
no	24.1	33.8	24.6	28.6	27.8	
yes	32.1	23.5	26.2	33.0	28.4	
YES!	13.1	19.1	18.0	11.0	15.6	
N of Valid	137	136	122	91	486	
N of Miss	9	6	2	1	18	

Table 120: It is all right to beat up people if they start the fight.





Response	6	8	10	12	Total	
NO!	52.9	28.1	24.0	16.5	32.0	
no	21.0	28.9	24.8	25.3	24.9	
yes	13.8	25.2	30.6	34.1	24.9	
YES!	12.3	17.8	20.7	24.2	18.1	
N of Valid	138	135	121	91	485	
N of Miss	8	7	3	1	19	

Table 121: I think it is okay to take something without asking if you can get away with it.





Response	6	8	10	12	Total	
NO!	70.8	61.9	50.8	56.0	60.6	
no	23.4	30.6	41.7	39.6	33.0	
yes	5.1	6.0	7.5	2.2	5.4	
YES!	0.7	1.5	0.0	2.2	1.0	
N of Valid	137	134	120	91	482	
N of Miss	9	8	4	1	22	

Table 122: Sometimes we don't know what we will do as adults, but we may have an idea. Please answer how true these statements may be for you. WHEN I AM AN ADULT I WILL: smoke cigarettes.





Response	6	8	10	12	Total	
NO!	73.7	72.6	71.1	58.2	69.8	
no	17.5	17.8	15.7	18.7	17.4	
yes	8.8	6.7	9.1	14.3	9.3	
YES!	0.0	3.0	4.1	8.8	3.5	
N of Valid	137	135	121	91	484	
N of Miss	9	7	3	1	20	

Table 123: Sometimes we don't know what we will do as adults, but we may have an idea. Please answer how true these statements may be for you. WHEN I AM AN ADULT I WILL: drink beer, wine, or liquor.





Response	6	8	10	12	Total	
NO!	60.3	36.8	21.5	12.1	34.9	
no	18.4	27.1	26.4	25.3	24.1	
yes	19.1	25.6	34.7	44.0	29.5	
YES!	2.2	10.5	17.4	18.7	11.4	
N of Valid	136	133	121	91	481	
N of Miss	10	9	3	1	23	

Table 124: Sometimes we don't know what we will do as adults, but we may have an idea. Please answer how true these statements may be for you. WHEN I AM AN ADULT I WILL: smoke marijuana.





Response	6	8	10	12	Total	
NO!	91.1	76.7	71.9	69.2	78.1	
no	5.9	21.1	14.9	14.3	14.0	
yes	2.2	0.0	8.3	9.9	4.6	
YES!	0.7	2.3	5.0	6.6	3.3	
N of Valid	135	133	121	91	480	
N of Miss	11	9	3	1	24	

Table 125: Sometimes we don't know what we will do as adults, but we may have an idea. Please answer how true these statements may be for you. WHEN I AM AN ADULT I WILL: use LSD, cocaine, amphetamines or another illegal drug.





Response	6	8	10	12	Total	
NO!	95.6	91.0	93.4	89.0	92.5	
no	4.4	9.0	4.1	7.7	6.2	
yes	0.0	0.0	2.5	1.1	0.8	
YES!	0.0	0.0	0.0	2.2	0.4	
N of Valid	136	133	121	91	481	
N of Miss	10	9	3	1	23	

Table 126: How much do you think people risk harming themselves (physically or in other ways) if they: smoked one or more packs of cigarettes per day?


Response	6	8	10	12	Total	
No risk	8.8	7.6	2.5	4.4	6.0	
Slight risk	11.7	3.8	6.7	5.5	7.1	
Moderate risk	27.0	20.5	24.2	18.7	22.9	
Great risk	52.6	68.2	66.7	71.4	64.0	
N of Valid	137	132	120	91	480	
N of Miss	9	10	4	1	24	

Table 127: How much do you think people risk harming themselves (physically or in other ways) if they: try marijuana once or twice?


Response	6	8	10	12	Total	
No risk	13.2	18.3	18.3	26.4	18.4	
Slight risk	30.1	19.1	30.0	31.9	27.4	
Moderate risk	18.4	27.5	27.5	20.9	23.6	
Great risk	38.2	35.1	24.2	20.9	30.5	
N of Valid	136	131	120	91	478	
N of Miss	10	11	4	1	26	

Table 128: How much do you think people risk harming themselves (physically or in other ways) if they: smoke marijuana regularly?


Response	6	8	10	12	Total	
No risk	9.2	9.4	8.9	10.6	9.5	
Slight risk	5.3	11.0	12.5	21.2	11.6	
Moderate risk	19.8	13.4	19.6	17.6	17.6	
Great risk	65.6	66.1	58.9	50.6	61.3	
N of Valid	131	127	112	85	455	
N of Miss	15	15	12	7	49	

Table 129: How much do you think people risk harming themselves (physically or in other ways) if they: take one or two drinks of an alcoholic beverage (beer, wine, liquor) nearly every day?


Response	6	8	10	12	Total	
No risk	14.8	14.4	10.1	14.4	13.4	
Slight risk	28.1	27.3	28.6	33.3	29.0	
Moderate risk	20.0	26.5	29.4	31.1	26.3	
Great risk	37.0	31.8	31.9	21.1	31.3	
N of Valid	135	132	119	90	476	
N of Miss	11	10	5	2	28	

Table 130: How much do you think people risk harming themselves (physically or in other ways) if they: have five or more drinks once or twice each weekend?

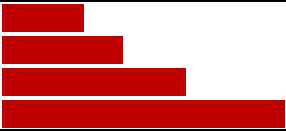
Response	6	8	10	12	Total	
No risk	12.5	12.2	7.5	11.0	10.9	
Slight risk	16.9	16.0	12.5	25.3	17.2	
Moderate risk	25.0	24.4	32.5	30.8	27.8	
Great risk	45.6	47.3	47.5	33.0	44.1	
N of Valid	136	131	120	91	478	
N of Miss	10	11	4	1	26	

Table 131: On how many occasions have you had alcoholic beverages (beer, wine or hard liquor) to drink in your lifetime - more than just a few sips?

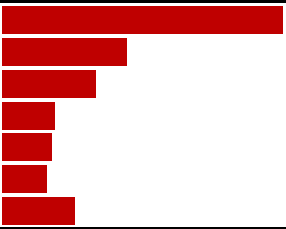
Response	6	8	10	12	Total	
0	68.6	46.6	32.5	16.5	43.7	
1-2	16.8	17.3	23.3	13.2	17.9	
3-5	7.3	18.0	14.2	11.0	12.7	
6-9	3.6	4.5	8.3	8.8	6.0	
10-19	1.5	5.3	4.2	14.3	5.6	
20-39	1.5	2.3	5.8	12.1	4.8	
40+	0.7	6.0	11.7	24.2	9.4	
N of Valid	137	133	120	91	481	
N of Miss	9	9	4	1	23	

Table 132: On how many occasions have you had beer, wine or hard liquor to drink during the past 30 days?








Response	6	8	10	12	Total	
0	94.9	78.5	73.3	52.7	77.0	
1-2	2.2	12.3	12.5	18.7	10.6	
3-5	0.7	3.8	5.8	13.2	5.2	
6-9	1.4	1.5	4.2	4.4	2.7	
10-19	0.7	2.3	2.5	3.3	2.1	
20-39	0.0	0.0	0.8	4.4	1.0	
40+	0.0	1.5	0.8	3.3	1.3	
N of Valid	138	130	120	91	479	
N of Miss	8	12	4	1	25	

Table 133: On how many occasions have you used marijuana (grass, pot) or hashish (hash, hash oil) in your lifetime?








Response	6	8	10	12	Total	
0	95.7	85.6	77.5	55.6	80.8	
1-2	0.7	6.8	4.2	6.7	4.4	
3-5	2.2	3.0	3.3	6.7	3.5	
6-9	0.0	3.0	1.7	8.9	2.9	
10-19	0.7	0.8	4.2	5.6	2.5	
20-39	0.7	0.0	0.8	3.3	1.0	
40+	0.0	0.8	8.3	13.3	4.8	
N of Valid	138	132	120	90	480	
N of Miss	8	10	4	2	24	

Table 134: On how many occasions have you used marijuana (grass, pot) or hashish (hash, hash oil) during the past 30 days?








Response	6	8	10	12	Total	
0	99.3	96.2	84.2	84.6	91.9	
1-2	0.0	1.5	5.0	6.6	2.9	
3-5	0.7	0.0	3.3	1.1	1.3	
6-9	0.0	0.8	3.3	0.0	1.0	
10-19	0.0	0.8	1.7	5.5	1.7	
20-39	0.0	0.0	0.8	2.2	0.6	
40+	0.0	0.8	1.7	0.0	0.6	
N of Valid	137	132	120	91	480	
N of Miss	9	10	4	1	24	

Table 135: On how many occasions have you used LSD or other psychedelics in your lifetime?






Response	6	8	10	12	Total	
0	99.3	97.7	98.3	92.3	97.3	
1-2	0.0	0.8	0.8	3.3	1.0	
3-5	0.7	0.8	0.0	3.3	1.0	
6-9	0.0	0.8	0.8	0.0	0.4	
10-19	0.0	0.0	0.0	1.1	0.2	
20-39	0.0	0.0	0.0	0.0	0.0	
40+	0.0	0.0	0.0	0.0	0.0	
N of Valid	136	132	120	91	479	
N of Miss	10	10	4	1	25	

Table 136: On how many occasions have you used LSD or other psychedelics during the past 30 days?




Response	6	8	10	12	Total	
0	100.0	97.7	98.3	97.8	98.5	
1-2	0.0	2.3	0.8	2.2	1.3	
3-5	0.0	0.0	0.0	0.0	0.0	
6-9	0.0	0.0	0.8	0.0	0.2	
10-19	0.0	0.0	0.0	0.0	0.0	
20-39	0.0	0.0	0.0	0.0	0.0	
40+	0.0	0.0	0.0	0.0	0.0	
N of Valid	135	132	120	91	478	
N of Miss	11	10	4	1	26	

Table 137: On how many occasions have you used cocaine or crack in your lifetime?






Response	6	8	10	12	Total	
0	99.3	97.0	98.3	96.7	97.9	
1-2	0.0	2.3	0.8	2.2	1.3	
3-5	0.7	0.0	0.0	0.0	0.2	
6-9	0.0	0.8	0.0	0.0	0.2	
10-19	0.0	0.0	0.0	0.0	0.0	
20-39	0.0	0.0	0.0	0.0	0.0	
40+	0.0	0.0	0.8	1.1	0.4	
N of Valid	136	133	120	91	480	
N of Miss	10	9	4	1	24	

Table 138: On how many occasions have you used cocaine or crack during the past 30 days?





Response	6	8	10	12	Total	
0	100.0	99.2	97.5	98.9	99.0	
1-2	0.0	0.8	0.8	0.0	0.4	
3-5	0.0	0.0	0.0	0.0	0.0	
6-9	0.0	0.0	0.0	0.0	0.0	
10-19	0.0	0.0	0.8	0.0	0.2	
20-39	0.0	0.0	0.0	0.0	0.0	
40+	0.0	0.0	0.8	1.1	0.4	
N of Valid	136	131	120	91	478	
N of Miss	10	11	4	1	26	

Table 139: On how many occasions have you sniffed glue, breathed the contents of an aerosol spray can, or inhaled other gases or sprays, in order to get high in your lifetime?








Response	6	8	10	12	Total	
0	89.1	83.3	82.5	93.4	86.7	
1-2	5.8	9.8	10.0	3.3	7.5	
3-5	2.9	2.3	3.3	0.0	2.3	
6-9	0.0	1.5	0.8	1.1	0.8	
10-19	0.7	2.3	1.7	1.1	1.5	
20-39	1.5	0.0	1.7	0.0	0.8	
40+	0.0	0.8	0.0	1.1	0.4	
N of Valid	137	132	120	91	480	
N of Miss	9	10	4	1	24	

Table 140: On how many occasions have you sniffed glue, breathed the contents of an aerosol spray can, or inhaled other gases or sprays, in order to get high during the past 30 days?






Response	6	8	10	12	Total	
0	94.9	93.2	95.0	100.0	95.4	
1-2	5.1	4.5	3.3	0.0	3.5	
3-5	0.0	0.8	1.7	0.0	0.6	
6-9	0.0	0.8	0.0	0.0	0.2	
10-19	0.0	0.0	0.0	0.0	0.0	
20-39	0.0	0.0	0.0	0.0	0.0	
40+	0.0	0.8	0.0	0.0	0.2	
N of Valid	136	132	120	91	479	
N of Miss	10	10	4	1	25	

Table 141: On how many occasions have you used phenoxydine (pox, px, breeze) in your lifetime?


Response	6	8	10	12	Total	
0	100.0	100.0	100.0	100.0	100.0	
1-2	0.0	0.0	0.0	0.0	0.0	
3-5	0.0	0.0	0.0	0.0	0.0	
6-9	0.0	0.0	0.0	0.0	0.0	
10-19	0.0	0.0	0.0	0.0	0.0	
20-39	0.0	0.0	0.0	0.0	0.0	
40+	0.0	0.0	0.0	0.0	0.0	
N of Valid	137	132	120	91	480	
N of Miss	9	10	4	1	24	

Table 142: On how many occasions have you used phenoxydine (pox, px, breeze) during the past 30 days?


Response	6	8	10	12	Total	
0	100.0	100.0	100.0	100.0	100.0	
1-2	0.0	0.0	0.0	0.0	0.0	
3-5	0.0	0.0	0.0	0.0	0.0	
6-9	0.0	0.0	0.0	0.0	0.0	
10-19	0.0	0.0	0.0	0.0	0.0	
20-39	0.0	0.0	0.0	0.0	0.0	
40+	0.0	0.0	0.0	0.0	0.0	
N of Valid	137	130	119	91	477	
N of Miss	9	12	5	1	27	

Table 143: On how many occasions have you used sedatives (tranquilizers, such as Valium or Xanax, barbiturates, or sleeping pills) without a doctor telling you to take them, in your lifetime?








Response	6	8	10	12	Total	
0	95.6	90.8	86.7	83.5	89.8	
1-2	0.7	2.3	3.3	6.6	2.9	
3-5	1.5	0.8	2.5	4.4	2.1	
6-9	1.5	1.5	1.7	3.3	1.9	
10-19	0.0	3.1	0.8	0.0	1.0	
20-39	0.0	0.0	2.5	1.1	0.8	
40+	0.7	1.5	2.5	1.1	1.5	
N of Valid	137	131	120	91	479	
N of Miss	9	11	4	1	25	

Table 144: On how many occasions have you used sedatives (tranquilizers, such as Valium or Xanax, barbiturates, or sleeping pills) without a doctor telling you to take them, during the past 30 days?







Response	6	8	10	12	Total	
0	98.5	95.4	93.3	96.7	96.0	
1-2	0.7	2.3	1.7	2.2	1.7	
3-5	0.0	0.8	1.7	0.0	0.6	
6-9	0.0	0.0	0.8	1.1	0.4	
10-19	0.0	0.0	0.0	0.0	0.0	
20-39	0.7	0.0	1.7	0.0	0.6	
40+	0.0	1.5	0.8	0.0	0.6	
N of Valid	137	131	120	91	479	
N of Miss	9	11	4	1	25	

Table 145: On how many occasions have you used Methamphetamines (meth, speed, crank, crystal meth) in your lifetime?








Response	6	8	10	12	Total	
0	99.3	99.2	95.8	96.7	97.9	
1-2	0.7	0.0	1.7	2.2	1.0	
3-5	0.0	0.0	0.8	0.0	0.2	
6-9	0.0	0.0	0.8	0.0	0.2	
10-19	0.0	0.0	0.8	0.0	0.2	
20-39	0.0	0.8	0.0	0.0	0.2	
40+	0.0	0.0	0.0	1.1	0.2	
N of Valid	136	131	120	91	478	
N of Miss	10	11	4	1	26	

Table 146: On how many occasions have you used Methamphetamines (meth, speed, crank, crystal meth) in the past 30 days?






Response	6	8	10	12	Total	
0	100.0	99.2	97.5	98.9	99.0	
1-2	0.0	0.0	1.7	0.0	0.4	
3-5	0.0	0.8	0.0	0.0	0.2	
6-9	0.0	0.0	0.8	0.0	0.2	
10-19	0.0	0.0	0.0	0.0	0.0	
20-39	0.0	0.0	0.0	0.0	0.0	
40+	0.0	0.0	0.0	1.1	0.2	
N of Valid	137	131	120	91	479	
N of Miss	9	11	4	1	25	

Table 147: On how many occasions have you used stimulants, other than Methamphetamines (such as amphetamines, Ritalin or Dexedrine) without a doctor telling you to take them, in your lifetime?






Response	6	8	10	12	Total	
0	99.3	99.2	96.7	95.6	97.9	
1-2	0.0	0.8	0.8	1.1	0.6	
3-5	0.7	0.0	1.7	2.2	1.0	
6-9	0.0	0.0	0.8	0.0	0.2	
10-19	0.0	0.0	0.0	0.0	0.0	
20-39	0.0	0.0	0.0	0.0	0.0	
40+	0.0	0.0	0.0	1.1	0.2	
N of Valid	136	131	120	91	478	
N of Miss	10	11	4	1	26	

Table 148: On how many occasions have you used stimulants, other than Methamphetamines (such as amphetamines, Ritalin or Dexedrine) without a doctor telling you to take them, during the past 30 days?




Response	6	8	10	12	Total	
0	100.0	100.0	99.2	98.9	99.6	
1-2	0.0	0.0	0.8	0.0	0.2	
3-5	0.0	0.0	0.0	0.0	0.0	
6-9	0.0	0.0	0.0	0.0	0.0	
10-19	0.0	0.0	0.0	0.0	0.0	
20-39	0.0	0.0	0.0	0.0	0.0	
40+	0.0	0.0	0.0	1.1	0.2	
N of Valid	136	131	120	91	478	
N of Miss	10	11	4	1	26	

Table 149: On how many occasions have you used heroin or other opiates in your lifetime?






Response	6	8	10	12	Total	
0	98.5	99.2	99.2	96.7	98.5	
1-2	0.7	0.0	0.8	2.2	0.8	
3-5	0.7	0.0	0.0	0.0	0.2	
6-9	0.0	0.8	0.0	0.0	0.2	
10-19	0.0	0.0	0.0	0.0	0.0	
20-39	0.0	0.0	0.0	0.0	0.0	
40+	0.0	0.0	0.0	1.1	0.2	
N of Valid	135	131	120	91	477	
N of Miss	11	11	4	1	27	

Table 150: On how many occasions have you used heroin or other opiates during the past 30 days?

Response	6	8	10	12	Total
0	99.3	99.2	99.2	100.0	99.4
1-2	0.7	0.0	0.8	0.0	0.4
3-5	0.0	0.8	0.0	0.0	0.2
6-9	0.0	0.0	0.0	0.0	0.0
10-19	0.0	0.0	0.0	0.0	0.0
20-39	0.0	0.0	0.0	0.0	0.0
40+	0.0	0.0	0.0	0.0	0.0
N of Valid	135	131	120	91	477
N of Miss	11	11	4	1	27

Table 151: On how many occasions have you used MDMA ('X', 'E', or ecstasy) in your lifetime?

Response	6	8	10	12	Total
0	100.0	100.0	97.5	93.4	98.1
1-2	0.0	0.0	0.8	1.1	0.4
3-5	0.0	0.0	0.8	3.3	0.8
6-9	0.0	0.0	0.0	1.1	0.2
10-19	0.0	0.0	0.0	0.0	0.0
20-39	0.0	0.0	0.0	0.0	0.0
40+	0.0	0.0	0.8	1.1	0.4
N of Valid	135	131	120	91	477
N of Miss	11	11	4	1	27

Table 152: On how many occasions have you used MDMA ('X', 'E', or ecstasy) during the past 30 days?






Response	6	8	10	12	Total	
0	100.0	100.0	98.3	97.8	99.2	
1-2	0.0	0.0	0.8	0.0	0.2	
3-5	0.0	0.0	0.0	1.1	0.2	
6-9	0.0	0.0	0.0	1.1	0.2	
10-19	0.0	0.0	0.0	0.0	0.0	
20-39	0.0	0.0	0.8	0.0	0.2	
40+	0.0	0.0	0.0	0.0	0.0	
N of Valid	135	130	120	91	476	
N of Miss	11	12	4	1	28	

Table 153: On how many occasions have you taken prescription drugs (such as Valium, Xanax, Ritalin, Adderall, OxyContin, Darvocet, or sleeping pills) on your own-that is, without a doctor telling you to take them in your lifetime?








Response	6	8	10	12	Total	
0	97.1	90.1	84.2	75.8	87.9	
1-2	0.7	4.6	6.7	6.6	4.4	
3-5	0.7	0.8	3.3	8.8	2.9	
6-9	0.7	2.3	1.7	2.2	1.7	
10-19	0.7	0.0	2.5	3.3	1.5	
20-39	0.0	0.0	0.0	1.1	0.2	
40+	0.0	2.3	1.7	2.2	1.5	
N of Valid	137	131	120	91	479	
N of Miss	9	11	4	1	25	

Table 154: On how many occasions have you taken prescription drugs (such as Valium, Xanax, Ritalin, Adderall, OxyContin, Darvocet, or sleeping pills) on your own-that is, without a doctor telling you to take them during the past 30 days?


Response	6	8	10	12	Total	
0	98.5	94.7	93.3	92.3	95.0	
1-2	0.7	3.1	4.2	4.4	2.9	
3-5	0.7	0.0	1.7	2.2	1.0	
6-9	0.0	0.8	0.0	0.0	0.2	
10-19	0.0	0.0	0.8	1.1	0.4	
20-39	0.0	0.8	0.0	0.0	0.2	
40+	0.0	0.8	0.0	0.0	0.2	
N of Valid	137	131	120	91	479	
N of Miss	9	11	4	1	25	

Table 155: On how many occasions have you taken non-prescription medicines such as diet pills (for example, Dietac, Dexatrim or Prolamine), stay-awake pills (for example No-Doz, Vivarin, or Wake), or cough or cold medicines (robos, DXM, etc.) to get high in your lifetime?


Response	6	8	10	12	Total	
0	97.8	97.0	91.7	89.0	94.4	
1-2	0.7	1.5	2.5	2.2	1.7	
3-5	1.5	0.0	2.5	3.3	1.7	
6-9	0.0	0.8	2.5	1.1	1.0	
10-19	0.0	0.0	0.0	1.1	0.2	
20-39	0.0	0.0	0.0	0.0	0.0	
40+	0.0	0.8	0.8	3.3	1.0	
N of Valid	136	132	120	91	479	
N of Miss	10	10	4	1	25	

Table 156: On how many occasions have you taken non-prescription medicines such as diet pills (for example, Dietac, Dexatrim or Prolamine), stay-awake pills (for example No-Doz, Vivarin, or Wake), or cough or cold medicines (robos, DXM, etc.) to get high during the past 30 days?





Response	6	8	10	12	Total	
0	98.5	99.2	97.5	96.7	98.1	
1-2	0.7	0.0	1.7	1.1	0.8	
3-5	0.7	0.0	0.0	1.1	0.4	
6-9	0.0	0.0	0.0	0.0	0.0	
10-19	0.0	0.8	0.8	1.1	0.6	
20-39	0.0	0.0	0.0	0.0	0.0	
40+	0.0	0.0	0.0	0.0	0.0	
N of Valid	136	132	119	91	478	
N of Miss	10	10	5	1	26	

Table 157: On how many occasions have you been drunk or very high from drinking alcoholic beverages during the past 30 days?








Response	6	8	10	12	Total	
0	97.1	87.0	83.3	68.1	85.4	
1-2	1.5	7.6	7.5	7.7	5.8	
3-5	0.0	1.5	3.3	16.5	4.4	
6-9	0.0	1.5	1.7	2.2	1.3	
10-19	1.5	1.5	2.5	1.1	1.7	
20-39	0.0	0.0	0.0	1.1	0.2	
40+	0.0	0.8	1.7	3.3	1.3	
N of Valid	137	131	120	91	479	
N of Miss	9	11	4	1	25	

Table 158: Think back over the last two weeks. How many times have you had five or more alcoholic drinks in a row?







Response	6	8	10	12	Total	
None	95.6	85.7	82.2	65.9	83.9	
Once	1.5	5.3	10.2	11.0	6.5	
Twice	1.5	3.8	4.2	11.0	4.6	
3-5 times	0.0	1.5	0.8	5.5	1.7	
6-9 times	0.7	1.5	0.0	0.0	0.6	
10 or more times	0.7	2.3	2.5	6.6	2.7	
N of Valid	137	133	118	91	479	
N of Miss	9	9	6	1	25	

Table 159: Have you ever used smokeless tobacco (chew, snuff, plug, dipping tobacco, or chewing tobacco)?






Response	6	8	10	12	Total	
Never	83.1	75.9	67.8	58.2	72.6	
Once or Twice	12.5	11.3	21.2	16.5	15.1	
Once in a while but not regularly	2.2	3.0	3.4	6.6	3.6	
Regularly in the past	2.2	4.5	3.4	4.4	3.6	
Regularly now	0.0	5.3	4.2	14.3	5.2	
N of Valid	136	133	118	91	478	
N of Miss	10	9	6	1	26	

Table 160: How often have you taken smokeless tobacco during the past 30 days?







Response	6	8	10	12	Total	
Not at all	98.5	86.5	93.2	79.1	90.1	
Once or twice	1.5	5.3	2.5	5.5	3.6	
Once or twice per week	0.0	2.3	0.0	1.1	0.8	
Three to five times per week	0.0	0.0	0.0	2.2	0.4	
About once a day	0.0	3.0	0.0	1.1	1.0	
More than once a day	0.0	3.0	4.2	11.0	4.0	
N of Valid	135	133	118	91	477	
N of Miss	11	9	6	1	27	

Table 161: Have you ever smoked cigarettes?






Response	6	8	10	12	Total	
Never	79.6	71.0	59.3	39.6	64.6	
Once or Twice	16.1	14.5	14.4	16.5	15.3	
Once in a while but not regularly	2.9	4.6	17.8	16.5	9.6	
Regularly in the past	0.7	5.3	2.5	12.1	4.6	
Regularly now	0.7	4.6	5.9	15.4	5.9	
N of Valid	137	131	118	91	477	
N of Miss	9	11	6	1	27	

Table 162: How frequently have you smoked cigarettes during the past 30 days?








Response	6	8	10	12	Total	
Not at all	95.6	90.9	83.9	68.1	86.2	
Less than one cigarette per day	3.6	4.5	9.3	14.3	7.3	
One to five cigarettes per day	0.7	2.3	4.2	8.8	3.6	
About one-half pack per day	0.0	0.8	1.7	5.5	1.7	
About one pack per day	0.0	0.8	0.0	2.2	0.6	
About one and one-half packs per day	0.0	0.0	0.8	1.1	0.4	
Two packs or more per day	0.0	0.8	0.0	0.0	0.2	
N of Valid	137	132	118	91	478	
N of Miss	9	10	6	1	26	

Table 163: During the last month, about how many marijuana cigarettes, or the equivalent, did you smoke a day, on the average?








Response	6	8	10	12	Total	
None	99.3	91.7	87.3	87.9	92.1	
Less than 1 a day	0.0	2.3	5.1	3.3	2.5	
1 a day	0.0	1.5	2.5	3.3	1.7	
2-3 a day	0.0	1.5	1.7	3.3	1.5	
4-6 a day	0.7	0.0	1.7	0.0	0.6	
7-10 a day	0.0	1.5	1.7	1.1	1.0	
11 or more a day	0.0	1.5	0.0	1.1	0.6	
N of Valid	137	132	118	91	478	
N of Miss	9	10	6	1	26	

Table 164: If you drank alcohol (not just a sip or taste) in the past year, how did you usually get it?












Response	6	8	10	12	Total	
I did not drink alcohol in the past year	80.9	65.9	47.9	26.1	58.4	
I bought it myself with a fake ID	0.0	0.0	0.0	1.1	0.2	
I bought it myself without a fake ID	0.0	0.0	0.9	0.0	0.2	
I got it from someone I know age 21 or older	2.9	8.3	21.4	36.4	15.2	
I got it from someone I know under age 21	0.0	3.0	8.5	6.8	4.2	
I got it from my brother or sister	0.0	0.0	1.7	1.1	0.6	
I got it from home with my parents' permission	3.7	3.8	6.8	5.7	4.9	
I got it from home without my parents' permission	1.5	4.5	6.0	2.3	3.6	
I got it from another relative	2.9	3.8	0.9	5.7	3.2	
A stranger bought it for me	1.5	0.0	2.6	3.4	1.7	
I took it from a store or shop	0.0	0.0	0.0	0.0	0.0	
Other	6.6	10.6	3.4	11.4	7.8	
N of Valid	136	132	117	88	473	
N of Miss	10	10	7	4	31	

Table 165: If you drank alcohol (not just a sip or taste) in the past year, where did you usually drink it?

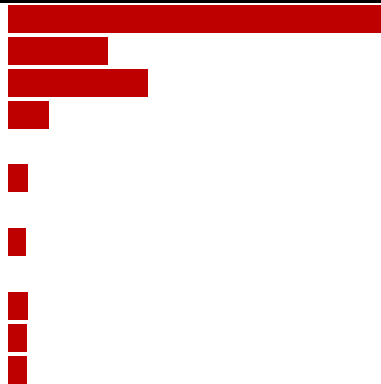
Response	6	8	10	12	Total	
I did not drink alcohol in the past year	85.7	62.5	49.1	26.7	59.2	
at my home	7.5	14.8	18.1	16.3	13.8	
at someone else's home	5.3	13.3	26.7	46.5	20.5	
at an open area like a park, beach, field, back road, woods, or a street corner	1.5	3.9	4.3	8.1	4.1	
at a sporting event or concert	0.0	0.8	1.7	0.0	0.6	
at a restaurant, bar, or a nightclub	0.0	0.0	0.0	0.0	0.0	
at an empty building or a construction site	0.0	0.0	0.0	1.2	0.2	
at a hotel/motel	0.0	2.3	0.0	0.0	0.6	
in a car	0.0	0.8	0.0	1.2	0.4	
at school	0.0	1.6	0.0	0.0	0.4	
N of Valid	133	128	116	86	463	
N of Miss	13	14	8	6	41	

Table 166: If you smoked cigarettes (not just a puff or drag) in the past year, how did you usually get them?












Response	6	8	10	12	Total	
I did not smoke cigarettes in the past year	88.1	81.7	72.6	52.3	75.7	
I bought them myself with a fake ID	0.0	0.0	0.0	0.0	0.0	
I bought them myself without a fake ID	0.0	0.0	0.0	12.5	2.3	
I got them from someone I know age 18 or older	0.7	0.8	14.5	23.9	8.5	
I got them from someone I know under age 18	1.5	4.6	6.0	1.1	3.4	
I got them from my brother or sister	0.0	0.8	0.0	2.3	0.6	
I got them from home with my parents' permission	0.0	0.8	0.9	1.1	0.6	
I got them from home without my parents' permission	3.7	1.5	1.7	1.1	2.1	
I got them from another relative	0.7	1.5	0.9	0.0	0.9	
A stranger bought them for me	0.7	0.0	0.9	1.1	0.6	
I took them from a store or shop	0.0	0.0	0.0	1.1	0.2	
Other	4.5	8.4	2.6	3.4	4.9	
N of Valid	134	131	117	88	470	
N of Miss	12	11	7	4	34	

Table 167: If you smoked cigarettes (not just a puff or drag) in the past year, where did you usually smoke them?









Response	6	8	10	12	Total	
I did not smoke cigarettes in the past year	91.0	85.2	74.6	51.7	77.9	
at my home	3.0	3.1	6.1	13.8	5.8	
at someone else's home	3.8	5.5	11.4	12.6	7.8	
at an open area like a park, beach, field, back road, woods, or a street corner	1.5	2.3	3.5	6.9	3.2	
at a sporting event or concert	0.0	0.0	0.0	0.0	0.0	
at a restaurant, bar, or a nightclub	0.0	0.0	0.0	0.0	0.0	
at an empty building or a construction site	0.0	0.8	0.0	0.0	0.2	
at a hotel/motel	0.0	0.8	0.0	0.0	0.2	
in a car	0.0	0.0	3.5	14.9	3.7	
at school	0.8	2.3	0.9	0.0	1.1	
N of Valid	133	128	114	87	462	
N of Miss	13	14	10	5	42	

Table 168: During the past 30 days, how many times did you ride in a car or other vehicle driven by someone who had been drinking alcohol?






Response	6	8	10	12	Total	
0 times	78.5	70.2	75.4	71.7	74.2	
1 time	10.4	9.2	11.9	9.8	10.3	
2 or 3 times	4.4	9.9	7.6	14.1	8.6	
4 or 5 times	1.5	3.8	1.7	1.1	2.1	
6 or more times	5.2	6.9	3.4	3.3	4.8	
N of Valid	135	131	118	92	476	
N of Miss	11	11	6	0	28	

Table 169: During the past 30 days, how many times did you drive a car or other vehicle when you had been drinking alcohol?







Response	6	8	10	12	Total	
I did not drive a car in the past 30 days	58.8	56.6	49.6	17.4	47.8	
0 times	40.5	38.0	46.2	65.2	46.1	
1 time	0.0	1.6	2.6	7.6	2.6	
2 or 3 times	0.8	1.6	0.9	6.5	2.1	
4 or 5 times	0.0	0.8	0.0	1.1	0.4	
6 or more times	0.0	1.6	0.9	2.2	1.1	
N of Valid	131	129	117	92	469	
N of Miss	15	13	7	0	35	

Table 170: How wrong would most adults (over 21) in your neighborhood think it is for kids your age: to use marijuana?





Response	6	8	10	12	Total	
Very wrong	86.7	75.4	72.0	53.3	73.6	
Wrong	10.4	18.5	16.9	31.1	18.2	
A little bit wrong	3.0	3.1	8.5	8.9	5.5	
Not wrong at all	0.0	3.1	2.5	6.7	2.7	
N of Valid	135	130	118	90	473	
N of Miss	11	12	6	2	31	

Table 171: How wrong would most adults (over 21) in your neighborhood think it is for kids your age: to drink alcohol?





Response	6	8	10	12	Total	
Very wrong	69.6	51.9	39.0	31.1	49.8	
Wrong	23.0	23.7	28.8	21.1	24.3	
A little bit wrong	5.2	18.3	24.6	37.8	19.8	
Not wrong at all	2.2	6.1	7.6	10.0	6.1	
N of Valid	135	131	118	90	474	
N of Miss	11	11	6	2	30	

Table 172: How wrong would most adults (over 21) in your neighborhood think it is for kids your age: to smoke cigarettes?





Response	6	8	10	12	Total	
Very wrong	73.3	60.3	48.3	25.6	54.4	
Wrong	14.8	22.9	31.4	25.6	23.2	
A little bit wrong	8.9	10.7	15.3	32.2	15.4	
Not wrong at all	3.0	6.1	5.1	16.7	7.0	
N of Valid	135	131	118	90	474	
N of Miss	11	11	6	2	30	

Table 173: How much do each of the following statements describe your neighborhood? crime and/or drug selling





Response	6	8	10	12	Total	
NO!	78.8	76.3	61.9	65.6	71.3	
no	13.6	17.6	25.4	17.8	18.5	
yes	5.3	3.8	11.9	16.7	8.7	
YES!	2.3	2.3	0.8	0.0	1.5	
N of Valid	132	131	118	90	471	
N of Miss	14	11	6	2	33	

Table 174: How much do each of the following statements describe your neighborhood? fights





Response	6	8	10	12	Total	
NO!	69.4	68.2	54.2	56.7	62.8	
no	16.4	18.6	27.1	27.8	21.9	
yes	11.2	11.6	17.8	15.6	13.8	
YES!	3.0	1.6	0.8	0.0	1.5	
N of Valid	134	129	118	90	471	
N of Miss	12	13	6	2	33	

Table 175: How much do each of the following statements describe your neighborhood? lots of empty or abandoned buildings





Response	6	8	10	12	Total	
NO!	67.9	69.5	58.5	60.0	64.5	
no	21.6	19.1	33.9	32.2	26.0	
yes	8.2	9.9	7.6	4.4	7.8	
YES!	2.2	1.5	0.0	3.3	1.7	
N of Valid	134	131	118	90	473	
N of Miss	12	11	6	2	31	

Table 176: How much do each of the following statements describe your neighborhood? lots of graffiti





Response	6	8	10	12	Total	
NO!	80.0	83.2	74.6	82.2	80.0	
no	16.2	13.0	24.6	17.8	17.7	
yes	1.5	3.1	0.8	0.0	1.5	
YES!	2.3	0.8	0.0	0.0	0.9	
N of Valid	130	131	118	90	469	
N of Miss	16	11	6	2	35	

Table 177: If I had to move, I would miss the neighborhood I now live in.





Response	6	8	10	12	Total	
NO!	12.2	16.9	12.0	13.3	13.7	
no	9.9	11.5	12.8	14.4	12.0	
yes	22.9	21.5	29.9	31.1	25.9	
YES!	55.0	50.0	45.3	41.1	48.5	
N of Valid	131	130	117	90	468	
N of Miss	15	12	7	2	36	

Table 178: My neighbors notice when I am doing a good job and let me know about it.





Response	6	8	10	12	Total	
NO!	41.9	39.5	29.9	38.9	37.6	
no	29.5	21.7	27.4	27.8	26.5	
yes	14.0	26.4	26.5	24.4	22.6	
YES!	14.7	12.4	16.2	8.9	13.3	
N of Valid	129	129	117	90	465	
N of Miss	17	13	7	2	39	

Table 179: I like my neighborhood.





Response	6	8	10	12	Total	
NO!	11.6	13.2	9.4	14.4	12.0	
no	7.8	11.6	12.8	11.1	10.8	
yes	31.0	35.7	37.6	40.0	35.7	
YES!	49.6	39.5	40.2	34.4	41.5	
N of Valid	129	129	117	90	465	
N of Miss	17	13	7	2	39	

Table 180: There are lots of adults in my neighborhood I could talk to about something important.





Response	6	8	10	12	Total	
NO!	31.3	26.2	17.1	27.8	25.6	
no	20.3	26.2	25.6	26.7	24.5	
yes	21.9	27.7	27.4	25.6	25.6	
YES!	26.6	20.0	29.9	20.0	24.3	
N of Valid	128	130	117	90	465	
N of Miss	18	12	7	2	39	

Table 181: I'd like to get out of my neighborhood.





Response	6	8	10	12	Total	
NO!	54.2	47.7	47.0	33.3	46.6	
no	25.2	28.5	30.8	37.8	29.9	
yes	11.5	15.4	12.0	18.9	14.1	
YES!	9.2	8.5	10.3	10.0	9.4	
N of Valid	131	130	117	90	468	
N of Miss	15	12	7	2	36	

Table 182: There are people in my neighborhood who are proud of me when I do something well.





Response	6	8	10	12	Total	
NO!	24.4	21.9	14.7	24.4	21.3	
no	22.1	19.5	23.3	22.2	21.7	
yes	33.6	39.8	37.1	35.6	36.6	
YES!	19.8	18.8	25.0	17.8	20.4	
N of Valid	131	128	116	90	465	
N of Miss	15	14	8	2	39	

Table 183: There are people in my neighborhood who encourage me to do my best.





Response	6	8	10	12	Total	
NO!	21.2	21.3	15.4	26.7	20.8	
no	18.2	18.9	17.1	17.8	18.0	
yes	33.3	35.4	40.2	34.4	35.8	
YES!	27.3	24.4	27.4	21.1	25.3	
N of Valid	132	127	117	90	466	
N of Miss	14	15	7	2	38	

Table 184: I feel safe in my neighborhood.





Response	6	8	10	12	Total	
NO!	8.4	7.9	6.0	5.6	7.1	
no	12.2	5.5	7.8	5.6	8.0	
yes	31.3	43.3	38.8	46.7	39.4	
YES!	48.1	43.3	47.4	42.2	45.5	
N of Valid	131	127	116	90	464	
N of Miss	15	15	8	2	40	

Table 185: Which of the following activities for people your age are available in your community? sports teams?



Response	6	8	10	12	Total	
No	22.7	13.2	2.6	7.8	12.2	
Yes	77.3	86.8	97.4	92.2	87.8	
N of Valid	132	129	116	90	467	
N of Miss	14	13	8	2	37	

Table 186: Which of the following activities for people your age are available in your community? scouting?



Response	6	8	10	12	Total	
No	54.3	46.4	44.8	44.9	47.9	
Yes	45.7	53.6	55.2	55.1	52.1	
N of Valid	127	125	116	89	457	
N of Miss	19	17	8	3	47	

Table 187: Which of the following activities for people your age are available in your community? boys and girls clubs?



Response	6	8	10	12	Total	
No	64.1	49.6	48.3	56.8	54.7	
Yes	35.9	50.4	51.7	43.2	45.3	
N of Valid	128	125	116	88	457	
N of Miss	18	17	8	4	47	

Table 188: Which of the following activities for people your age are available in your community? 4-H clubs?



Response	6	8	10	12	Total	
No	51.2	27.3	12.0	15.6	27.8	
Yes	48.8	72.7	88.0	84.4	72.2	
N of Valid	129	128	117	90	464	
N of Miss	17	14	7	2	40	

Table 189: Which of the following activities for people your age are available in your community? service clubs?



Response	6	8	10	12	Total	
No	66.1	35.4	41.2	44.3	47.1	
Yes	33.9	64.6	58.8	55.7	52.9	
N of Valid	127	127	114	88	456	
N of Miss	19	15	10	4	48	

Table 190: If a kid smoked marijuana in your neighborhood would he or she be caught by the police?





Response	6	8	10	12	Total	
NO!	16.2	25.0	23.9	34.4	24.1	
no	25.4	34.7	47.0	53.3	38.8	
yes	24.6	28.2	17.9	8.9	20.8	
YES!	33.8	12.1	11.1	3.3	16.3	
N of Valid	130	124	117	90	461	
N of Miss	16	18	7	2	43	

Table 191: If a kid drank some beer, wine or hard liquor (for example, vodka, whiskey, or gin) in your neighborhood would he or she be caught by the police?





Response	6	8	10	12	Total	
NO!	23.1	32.3	27.4	41.1	30.2	
no	33.1	40.3	48.7	52.2	42.7	
yes	23.1	18.5	16.2	4.4	16.5	
YES!	20.8	8.9	7.7	2.2	10.6	
N of Valid	130	124	117	90	461	
N of Miss	16	18	7	2	43	

Table 192: If a kid carried a handgun in your neighborhood would he or she be caught by the police?





Response	6	8	10	12	Total	
NO!	20.2	25.8	20.5	27.8	23.3	
no	19.4	27.4	37.6	42.2	30.7	
yes	28.7	28.2	23.9	22.2	26.1	
YES!	31.8	18.5	17.9	7.8	20.0	
N of Valid	129	124	117	90	460	
N of Miss	17	18	7	2	44	

Table 193: If you wanted to get some cigarettes, how easy would it be for you to get some?

Response	6	8	10	12	Total	
Very hard	59.1	44.7	23.1	4.4	35.5	
Sort of hard	12.9	17.1	17.1	7.8	14.1	
Sort of easy	17.4	25.2	22.2	21.1	21.4	
Very easy	10.6	13.0	37.6	66.7	29.0	
N of Valid	132	123	117	90	462	
N of Miss	14	19	7	2	42	

Table 194: If you wanted to get some beer, wine or hard liquor (for example, vodka, whiskey, or gin), how easy would it be for you to get some?

Response	6	8	10	12	Total	
Very hard	60.0	37.7	14.5	5.6	31.8	
Sort of hard	14.6	18.9	28.2	10.0	18.3	
Sort of easy	13.1	21.3	29.9	33.3	23.5	
Very easy	12.3	22.1	27.4	51.1	26.4	
N of Valid	130	122	117	90	459	
N of Miss	16	20	7	2	45	

Table 195: If you wanted to get a drug like cocaine, LSD, or amphetamines, how easy would it be for you to get some?

Response	6	8	10	12	Total	
Very hard	93.1	81.1	72.4	56.7	77.5	
Sort of hard	3.1	8.2	12.9	22.2	10.7	
Sort of easy	1.5	6.6	7.8	12.2	6.6	
Very easy	2.3	4.1	6.9	8.9	5.2	
N of Valid	130	122	116	90	458	
N of Miss	16	20	8	2	46	

Table 196: If you wanted to get a handgun, how easy would it be for you to get one?





Response	6	8	10	12	Total	
Very hard	63.8	54.5	50.0	37.8	52.6	
Sort of hard	10.2	19.5	21.6	22.2	18.0	
Sort of easy	11.0	13.0	12.1	17.8	13.2	
Very easy	15.0	13.0	16.4	22.2	16.2	
N of Valid	127	123	116	90	456	
N of Miss	19	19	8	2	48	

Table 197: If you wanted to get some marijuana, how easy would it be for you to get some?





Response	6	8	10	12	Total	
Very hard	79.8	62.9	45.7	14.4	53.8	
Sort of hard	7.0	14.5	10.3	21.1	12.6	
Sort of easy	6.2	9.7	19.0	24.4	13.9	
Very easy	7.0	12.9	25.0	40.0	19.6	
N of Valid	129	124	116	90	459	
N of Miss	17	18	8	2	45	

Table 198: During the past 12 months, have you participated in any alcohol prevention programs or seen any alcohol prevention messages in your school or community?
Yes, a school-based program focused on preventing underage drinking and/or drinking and driving.



Response	6	8	10	12	Total	
No	55.5	46.5	65.3	78.3	59.5	
Yes	44.5	53.5	34.7	21.7	40.5	
N of Valid	146	142	124	92	504	
N of Miss	0	0	0	0	0	

Table 199: During the past 12 months, have you participated in any alcohol prevention programs or seen any alcohol prevention messages in your school or community? Yes, a community-based program focused on preventing underage drinking and/or drinking and driving (for example, through your church or temple or through youth groups like Boys and Girls Club or 4-H).



Response	6	8	10	12	Total	
No	88.4	90.8	91.1	92.4	90.5	
Yes	11.6	9.2	8.9	7.6	9.5	
N of Valid	146	142	124	92	504	
N of Miss	0	0	0	0	0	

Table 200: During the past 12 months, have you participated in any alcohol prevention programs or seen any alcohol prevention messages in your school or community? Yes, a media campaign addressing underage drinking and/or drinking and driving (for example, newspaper ads, posters, pamphlets, radio, TV).



Response	6	8	10	12	Total	
No	90.4	87.3	82.3	80.4	85.7	
Yes	9.6	12.7	17.7	19.6	14.3	
N of Valid	146	142	124	92	504	
N of Miss	0	0	0	0	0	

Table 201: During the past 12 months, have you participated in any alcohol prevention programs or seen any alcohol prevention messages in your school or community? No



Response	6	8	10	12	Total	
No	66.4	73.9	54.0	42.4	61.1	
Yes	33.6	26.1	46.0	57.6	38.9	
N of Valid	146	142	124	92	504	
N of Miss	0	0	0	0	0	

Table 202: How wrong do your parents feel it would be for YOU to: drink beer, wine or hard liquor (for example, vodka, whiskey or gin) regularly?

Response	6	8	10	12	Total	
Very wrong	78.6	69.7	54.7	47.2	63.9	
Wrong	13.5	14.8	21.4	33.7	19.8	
A little bit wrong	6.3	8.2	18.8	15.7	11.9	
Not wrong at all	1.6	7.4	5.1	3.4	4.4	
N of Valid	126	122	117	89	454	
N of Miss	20	20	7	3	50	

Table 203: How wrong do your parents feel it would be for YOU to: smoke cigarettes?

Response	6	8	10	12	Total	
Very wrong	85.7	82.6	74.4	50.6	75.1	
Wrong	7.1	12.4	17.9	32.6	16.3	
A little bit wrong	6.3	1.7	6.0	10.1	5.7	
Not wrong at all	0.8	3.3	1.7	6.7	2.9	
N of Valid	126	121	117	89	453	
N of Miss	20	21	7	3	51	

Table 204: How wrong do your parents feel it would be for YOU to: smoke marijuana?

Response	6	8	10	12	Total	
Very wrong	94.4	87.7	90.6	77.5	88.3	
Wrong	4.8	7.4	6.0	11.2	7.0	
A little bit wrong	0.0	3.3	1.7	7.9	2.9	
Not wrong at all	0.8	1.6	1.7	3.4	1.8	
N of Valid	126	122	117	89	454	
N of Miss	20	20	7	3	50	

Table 205: How wrong do your parents feel it would be for YOU to: steal something worth more than \$5?

Response	6	8	10	12	Total	
Very wrong	83.3	78.7	87.9	85.4	83.7	
Wrong	11.9	17.2	10.3	13.5	13.2	
A little bit wrong	4.0	1.6	1.7	1.1	2.2	
Not wrong at all	0.8	2.5	0.0	0.0	0.9	
N of Valid	126	122	116	89	453	
N of Miss	20	20	8	3	51	

Table 206: How wrong do your parents feel it would be for YOU to: draw graffiti, write things, or draw pictures on buildings or other property (without the owner's permission)?

Response	6	8	10	12	Total	
Very wrong	89.7	84.4	91.5	85.4	87.9	
Wrong	7.1	9.0	6.0	13.5	8.6	
A little bit wrong	3.2	4.9	1.7	1.1	2.9	
Not wrong at all	0.0	1.6	0.9	0.0	0.7	
N of Valid	126	122	117	89	454	
N of Miss	20	20	7	3	50	

Table 207: How wrong do your parents feel it would be for YOU to: pick a fight with someone?

Response	6	8	10	12	Total	
Very wrong	68.0	56.2	49.6	47.2	56.0	
Wrong	19.2	26.4	24.8	37.1	26.1	
A little bit wrong	9.6	12.4	24.8	13.5	15.0	
Not wrong at all	3.2	5.0	0.9	2.2	2.9	
N of Valid	125	121	117	89	452	
N of Miss	21	21	7	3	52	

Table 208: During the past 12 months, have you talked with at least one of your parents about the dangers of underage drinking and/or drinking and driving? By parents, we mean either your biological parents, adoptive parents, stepparents, or adult guardians - whether or not they live with you.

Response	6	8	10	12	Total
No	54.6	43.2	55.2	62.9	53.4
Yes	45.4	56.8	44.8	37.1	46.6
N of Valid	119	118	116	89	442
N of Miss	27	24	8	3	62

Table 209: Have any of your brothers or sisters ever: drunk beer, wine or hard liquor (for example, vodka, whiskey or gin)?

Response	6	8	10	12	Total
No	68.3	50.8	42.2	21.3	47.7
Yes	26.2	43.4	55.2	73.0	47.5
I don't have any brothers or sisters	5.6	5.7	2.6	5.6	4.9
N of Valid	126	122	116	89	453
N of Miss	20	20	8	3	51

Table 210: Have any of your brothers or sisters ever: smoked marijuana?

Response	6	8	10	12	Total
No	87.3	79.3	69.0	48.3	72.8
Yes	7.1	14.0	28.4	46.1	22.1
I don't have any brothers or sisters	5.6	6.6	2.6	5.6	5.1
N of Valid	126	121	116	89	452
N of Miss	20	21	8	3	52

Table 211: Have any of your brothers or sisters ever: smoked cigarettes?




Response	6	8	10	12	Total	
No	71.7	66.4	56.9	37.1	59.7	
Yes	22.8	28.7	40.5	57.3	35.7	
I don't have any brothers or sisters	5.5	4.9	2.6	5.6	4.6	
N of Valid	127	122	116	89	454	
N of Miss	19	20	8	3	50	

Table 212: Have any of your brothers or sisters ever: taken a handgun to school?




Response	6	8	10	12	Total	
No	93.7	93.4	96.5	94.4	94.5	
Yes	0.8	1.7	0.9	0.0	0.9	
I don't have any brothers or sisters	5.5	5.0	2.6	5.6	4.6	
N of Valid	127	121	115	89	452	
N of Miss	19	21	9	3	52	

Table 213: Have any of your brothers or sisters ever: been suspended or expelled from school?




Response	6	8	10	12	Total	
No	81.9	78.7	77.6	73.0	78.2	
Yes	13.4	14.8	19.8	21.3	17.0	
I don't have any brothers or sisters	4.7	6.6	2.6	5.6	4.8	
N of Valid	127	122	116	89	454	
N of Miss	19	20	8	3	50	

Table 214: The rules in my family are clear.

Response	6	8	10	12	Total	
NO!	2.4	7.4	2.6	2.2	3.8	
no	9.6	7.4	8.7	11.2	9.1	
yes	25.6	37.2	44.3	40.4	36.4	
YES!	62.4	47.9	44.3	46.1	50.7	
N of Valid	125	121	115	89	450	
N of Miss	21	21	9	3	54	

Table 215: People in my family often insult or yell at each other.

Response	6	8	10	12	Total	
NO!	36.6	32.8	25.2	18.0	28.9	
no	26.8	31.1	33.9	46.1	33.6	
yes	26.0	26.1	27.8	27.0	26.7	
YES!	10.6	10.1	13.0	9.0	10.8	
N of Valid	123	119	115	89	446	
N of Miss	23	23	9	3	58	

Table 216: When I am not at home, one of my parents knows where I am and who I am with.

Response	6	8	10	12	Total	
NO!	4.0	4.2	0.9	1.1	2.7	
no	4.8	8.4	7.8	7.9	7.1	
yes	20.0	35.3	39.7	38.2	32.7	
YES!	71.2	52.1	51.7	52.8	57.5	
N of Valid	125	119	116	89	449	
N of Miss	21	23	8	3	55	

Table 217: We argue about the same things in my family over and over.





Response	6	8	10	12	Total	
NO!	38.7	30.8	19.0	12.4	26.3	
no	24.2	28.3	38.8	38.2	31.8	
yes	19.4	22.5	28.4	34.8	25.6	
YES!	17.7	18.3	13.8	14.6	16.3	
N of Valid	124	120	116	89	449	
N of Miss	22	22	8	3	55	

Table 218: If you drank some beer or wine or liquor (for example, vodka, whiskey, or gin) without your parents' permission, would you be caught by your parents?





Response	6	8	10	12	Total	
NO!	9.4	13.8	11.0	26.1	14.2	
no	6.3	26.8	41.5	52.3	29.8	
yes	17.2	22.8	23.7	13.6	19.7	
YES!	67.2	36.6	23.7	8.0	36.3	
N of Valid	128	123	118	88	457	
N of Miss	18	19	6	4	47	

Table 219: My family has clear rules about alcohol and drug use.





Response	6	8	10	12	Total	
NO!	6.3	4.1	5.1	4.5	5.1	
no	4.7	12.4	14.4	9.0	10.1	
yes	23.6	33.9	32.2	43.8	32.5	
YES!	65.4	49.6	48.3	42.7	52.3	
N of Valid	127	121	118	89	455	
N of Miss	19	21	6	3	49	

Table 220: If you carried a handgun without your parents' permission, would you be caught by your parents?

Response	6	8	10	12	Total
NO!	10.3	13.2	7.6	11.2	10.6
no	5.6	15.7	16.9	14.6	13.0
yes	11.1	21.5	25.4	28.1	20.9
YES!	73.0	49.6	50.0	46.1	55.5
N of Valid	126	121	118	89	454
N of Miss	20	21	6	3	50

Table 221: If you skipped school would you be caught by your parents?

Response	6	8	10	12	Total
NO!	7.9	10.7	5.9	9.0	8.4
no	0.8	16.5	12.7	20.2	11.9
yes	23.8	23.1	29.7	33.7	27.1
YES!	67.5	49.6	51.7	37.1	52.6
N of Valid	126	121	118	89	454
N of Miss	20	21	6	3	50

Table 222: Do you feel very close to your mother?

Response	6	8	10	12	Total
NO!	8.7	6.7	7.6	9.1	8.0
no	6.3	13.4	10.2	13.6	10.6
yes	12.7	28.6	29.7	27.3	24.2
YES!	72.2	51.3	52.5	50.0	57.2
N of Valid	126	119	118	88	451
N of Miss	20	23	6	4	53

Table 223: Do you share your thoughts and feelings with your mother?

Response	6	8	10	12	Total	
NO!	16.1	7.7	11.9	12.5	12.1	
no	16.9	29.9	26.3	23.9	24.2	
yes	26.6	24.8	28.8	36.4	28.6	
YES!	40.3	37.6	33.1	27.3	35.1	
N of Valid	124	117	118	88	447	
N of Miss	22	25	6	4	57	

Table 224: My parents ask me what I think before most family decisions affecting me are made.

Response	6	8	10	12	Total	
NO!	15.9	10.9	11.1	15.9	13.3	
no	18.3	28.6	23.1	19.3	22.4	
yes	33.3	28.6	38.5	47.7	36.2	
YES!	32.5	31.9	27.4	17.0	28.0	
N of Valid	126	119	117	88	450	
N of Miss	20	23	7	4	54	

Table 225: Do you share your thoughts and feelings with your father?

Response	6	8	10	12	Total	
NO!	31.5	21.0	28.0	21.6	25.9	
no	15.0	27.7	29.7	29.5	25.0	
yes	22.0	25.2	21.2	28.4	23.9	
YES!	31.5	26.1	21.2	20.5	25.2	
N of Valid	127	119	118	88	452	
N of Miss	19	23	6	4	52	

Table 226: Do you enjoy spending time with your mother?

Response	6	8	10	12	Total	
NO!	5.6	3.4	5.1	8.0	5.3	
no	1.6	11.8	9.3	12.5	8.4	
yes	24.0	36.1	32.2	43.2	33.1	
YES!	68.8	48.7	53.4	36.4	53.1	
N of Valid	125	119	118	88	450	
N of Miss	21	23	6	4	54	

Table 227: Do you enjoy spending time with your father?

Response	6	8	10	12	Total	
NO!	12.3	10.1	12.8	15.7	12.5	
no	6.6	16.8	12.0	10.1	11.4	
yes	23.0	28.6	35.9	40.4	31.3	
YES!	58.2	44.5	39.3	33.7	44.7	
N of Valid	122	119	117	89	447	
N of Miss	24	23	7	3	57	

Table 228: If I had a personal problem, I could ask my mom or dad for help.

Response	6	8	10	12	Total	
NO!	8.9	7.6	8.5	6.8	8.0	
no	4.1	17.6	11.0	12.5	11.2	
yes	27.6	28.6	38.1	38.6	32.8	
YES!	59.3	46.2	42.4	42.0	48.0	
N of Valid	123	119	118	88	448	
N of Miss	23	23	6	4	56	

Table 229: Do you feel very close to your father?

Response	6	8	10	12	Total	
NO!	13.0	15.1	19.7	14.6	15.6	
no	7.3	18.5	18.8	16.9	15.2	
yes	22.8	26.1	26.5	33.7	26.8	
YES!	56.9	40.3	35.0	34.8	42.4	
N of Valid	123	119	117	89	448	
N of Miss	23	23	7	3	56	

Table 230: My parents give me lots of chances to do fun things with them.

Response	6	8	10	12	Total	
NO!	8.1	8.4	6.8	11.2	8.5	
no	14.5	17.6	18.8	25.8	18.7	
yes	32.3	33.6	40.2	39.3	36.1	
YES!	45.2	40.3	34.2	23.6	36.7	
N of Valid	124	119	117	89	449	
N of Miss	22	23	7	3	55	

Table 231: My parents ask if I've gotten my homework done.

Response	6	8	10	12	Total	
NO!	4.8	4.2	8.5	10.1	6.7	
no	4.0	16.0	12.0	28.1	14.0	
yes	21.0	30.3	35.0	32.6	29.4	
YES!	70.2	49.6	44.4	29.2	49.9	
N of Valid	124	119	117	89	449	
N of Miss	22	23	7	3	55	

Table 232: People in my family have serious arguments.

Response	6	8	10	12	Total	
NO!	36.3	27.7	24.8	24.7	28.7	
no	25.0	38.7	39.3	44.9	36.3	
yes	20.2	16.0	23.9	18.0	19.6	
YES!	18.5	17.6	12.0	12.4	15.4	
N of Valid	124	119	117	89	449	
N of Miss	22	23	7	3	55	

Table 233: Would your parents know if you did not come home on time?

Response	6	8	10	12	Total	
NO!	4.0	5.1	4.3	1.1	3.8	
no	5.6	10.2	13.8	15.7	11.0	
yes	21.0	36.4	34.5	42.7	32.9	
YES!	69.4	48.3	47.4	40.4	52.3	
N of Valid	124	118	116	89	447	
N of Miss	22	24	8	3	57	

Table 234: It is important to be honest with your parents, even if they become upset or you get punished.

Response	6	8	10	12	Total	
NO!	4.1	5.1	5.1	3.4	4.5	
no	2.4	12.8	13.7	10.1	9.6	
yes	21.1	31.6	32.5	47.2	32.1	
YES!	72.4	50.4	48.7	39.3	53.8	
N of Valid	123	117	117	89	446	
N of Miss	23	25	7	3	58	

Table 235: My parents notice when I am doing a good job and let me know about it.

Response	6	8	10	12	Total
Never or Almost Never	6.4	7.8	8.5	8.9	7.8
Sometimes	24.0	27.6	30.8	36.7	29.2
Often	31.2	31.0	29.9	33.3	31.3
All the time	38.4	33.6	30.8	21.1	31.7
N of Valid	125	116	117	90	448
N of Miss	21	26	7	2	56

Table 236: How often do your parents tell you they're proud of you for something you've done?

Response	6	8	10	12	Total
Never or Almost Never	8.1	10.3	12.0	11.2	10.3
Sometimes	20.2	24.8	28.2	36.0	26.6
Often	32.3	35.9	32.5	30.3	32.9
All the time	39.5	29.1	27.4	22.5	30.2
N of Valid	124	117	117	89	447
N of Miss	22	25	7	3	57

Table 237: How many brothers and sisters, including stepbrothers and stepsisters, do you have that are younger than you?

Response	6	8	10	12	Total
0	34.4	31.4	31.6	33.3	32.7
1	29.6	25.4	29.9	31.1	28.9
2	17.6	14.4	17.9	17.8	16.9
3	9.6	15.3	6.0	7.8	9.8
4	5.6	6.8	5.1	4.4	5.6
5	1.6	2.5	3.4	0.0	2.0
6 or more	1.6	4.2	6.0	5.6	4.2
N of Valid	125	118	117	90	450
N of Miss	21	24	7	2	54

Table 238: How many brothers and sisters, including stepbrothers and stepsisters, do you have that are older than you?








Response	6	8	10	12	Total	
0	25.0	34.7	30.8	29.5	30.0	
1	30.6	18.6	29.9	26.1	26.4	
2	17.7	18.6	16.2	21.6	18.3	
3	13.7	13.6	7.7	11.4	11.6	
4	8.1	6.8	9.4	5.7	7.6	
5	3.2	1.7	3.4	1.1	2.5	
6 or more	1.6	5.9	2.6	4.5	3.6	
N of Valid	124	118	117	88	447	
N of Miss	22	24	7	4	57	

Table 239: Have you changed homes in the past year (the last 12 months)?



Response	6	8	10	12	Total	
No	73.4	81.9	86.3	81.8	80.7	
Yes	26.6	18.1	13.7	18.2	19.3	
N of Valid	124	116	117	88	445	
N of Miss	22	26	7	4	59	

Table 240: How many times have you changed homes since kindergarten?






Response	6	8	10	12	Total	
Never	38.2	35.3	35.0	32.6	35.5	
1 or 2 times	35.0	29.3	29.1	29.1	30.8	
3 or 4 times	16.3	16.4	17.9	14.0	16.3	
5 or 6 times	4.1	9.5	4.3	17.4	8.1	
7 or more times	6.5	9.5	13.7	7.0	9.3	
N of Valid	123	116	117	86	442	
N of Miss	23	26	7	6	62	

Table 241: Have you changed schools (including changing from elementary to middle and middle to high school) in the past year?



Response	6	8	10	12	Total	
No	86.8	73.0	83.6	90.8	83.1	
Yes	13.2	27.0	16.4	9.2	16.9	
N of Valid	121	115	116	87	439	
N of Miss	25	27	8	5	65	

Table 242: How many times have you changed schools since kindergarten (including changing from elementary to middle and middle to high school)?






Response	6	8	10	12	Total	
Never	47.9	28.4	28.4	33.3	34.8	
1 or 2 times	33.1	28.4	25.9	14.9	26.4	
3 or 4 times	11.6	25.0	26.7	28.7	22.5	
5 or 6 times	4.1	9.5	5.2	13.8	7.7	
7 or more times	3.3	8.6	13.8	9.2	8.6	
N of Valid	121	116	116	87	440	
N of Miss	25	26	8	5	64	

Table 243: Has anyone in your family ever had severe alcohol or drug problems?



Response	6	8	10	12	Total	
No	61.8	58.3	59.1	48.3	57.5	
Yes	38.2	41.7	40.9	51.7	42.5	
N of Valid	123	115	115	87	440	
N of Miss	23	27	9	5	64	

Table 244: About how many adults (over 21) have you known personally who in the past year have: used marijuana, crack, cocaine, or other drugs?






Response	6	8	10	12	Total	
0	65.6	70.4	53.0	41.4	58.8	
1	13.9	10.4	18.3	16.1	14.6	
2	6.6	4.3	10.4	10.3	7.7	
3-4	9.0	4.3	6.1	8.0	6.8	
5+	4.9	10.4	12.2	24.1	12.1	
N of Valid	122	115	115	87	439	
N of Miss	24	27	9	5	65	

Table 245: About how many adults (over 21) have you known personally who in the past year have: sold or dealt drugs?






Response	6	8	10	12	Total	
0	83.6	83.5	74.8	63.6	77.3	
1	9.8	4.3	9.6	14.8	9.3	
2	4.9	3.5	5.2	9.1	5.5	
3-4	0.8	5.2	2.6	4.5	3.2	
5+	0.8	3.5	7.8	8.0	4.8	
N of Valid	122	115	115	88	440	
N of Miss	24	27	9	4	64	

Table 246: About how many adults (over 21) have you known personally who in the past year have: done other things that could get them in trouble with the police, like stealing, selling stolen goods, mugging or assaulting others, etc.?






Response	6	8	10	12	Total	
0	75.0	74.1	65.2	65.5	70.3	
1	15.0	10.3	16.5	12.6	13.7	
2	5.0	6.9	7.0	6.9	6.4	
3-4	3.3	1.7	4.3	6.9	3.9	
5+	1.7	6.9	7.0	8.0	5.7	
N of Valid	120	116	115	87	438	
N of Miss	26	26	9	5	66	

Table 247: About how many adults (over 21) have you known personally who in the past year have: gotten drunk or high?

Response	6	8	10	12	Total	
0	47.5	40.0	27.8	20.5	35.0	
1	19.7	22.6	17.4	12.5	18.4	
2	9.8	14.8	14.8	14.8	13.4	
3-4	8.2	3.5	15.7	12.5	9.8	
5+	14.8	19.1	24.3	39.8	23.4	
N of Valid	122	115	115	88	440	
N of Miss	24	27	9	4	64	

Table 248: How honest were you in filling out this survey?

Response	6	8	10	12	Total	
I was very honest	74.4	73.5	80.0	82.0	77.2	
I was honest pretty much of the time	21.5	21.2	17.4	14.6	18.9	
I was honest some of the time	3.3	4.4	1.7	2.2	3.0	
I was honest once in a while	0.8	0.9	0.9	1.1	0.9	
I was not honest at all	0.0	0.0	0.0	0.0	0.0	
N of Valid	121	113	115	89	438	
N of Miss	25	29	9	3	66	