

# 2008 APNA

Arkansas Prevention Needs Assessment Student Survey



Nevada County Frequency Distribution Report

Office of Alcohol and Drug Abuse Prevention  
Division of Behavioral Health Services  
Arkansas Department of Human Services  
March 2009

## Contents

### 1 INTRODUCTION

12

### 2 PERCENTAGE TABLES

17

## List of Tables

1	Sex . . . . .	18
2	Age . . . . .	18
3	Are you Hispanic or Latino? . . . . .	18
4	What is your race? Black or African American . . . . .	19
5	What is your race? Asian . . . . .	19
6	What is your race? American Indian . . . . .	19
7	What is your race? Alaska Native . . . . .	19
8	What is your race? White . . . . .	20
9	What is your race? Native Hawaiian or Other Pacific Islander . . . . .	20
10	What is your race? Other . . . . .	20
11	What is the highest level of schooling completed by your mother or father? . . . . .	21
12	Think of where you live most of the time. Which of the following people live there with you? Mother . . . . .	21
13	Think of where you live most of the time. Which of the following people live there with you? Stepmother . . . . .	21
14	Think of where you live most of the time. Which of the following people live there with you? Foster Mother . . . . .	22
15	Think of where you live most of the time. Which of the following people live there with you? Grandmother . . . . .	22
16	Think of where you live most of the time. Which of the following people live there with you? Aunt . . . . .	22
17	Think of where you live most of the time. Which of the following people live there with you? Father . . . . .	22

18	Think of where you live most of the time. Which of the following people live there with you? Stepfather . . . . .	23
19	Think of where you live most of the time. Which of the following people live there with you? Foster Father . . . . .	23
20	Think of where you live most of the time. Which of the following people live there with you? Grandfather . . . . .	23
21	Think of where you live most of the time. Which of the following people live there with you? Uncle . . . . .	23
22	Think of where you live most of the time. Which of the following people live there with you? Other Adults . . . . .	24
23	Think of where you live most of the time. Which of the following people live there with you? Brother(s) . . . . .	24
24	Think of where you live most of the time. Which of the following people live there with you? Stepbrother(s) . . . . .	24
25	Think of where you live most of the time. Which of the following people live there with you? Sister(s) . . . . .	24
26	Think of where you live most of the time. Which of the following people live there with you? Stepsister(s) . . . . .	25
27	Think of where you live most of the time. Which of the following people live there with you? Other Children . . . . .	25
28	In my school, students have lots of chances to help decide things like class activities and rules. . . . .	25
29	Teachers ask me to work on special classroom projects. . . . .	26
30	My teacher(s) notices when I am doing a good job and lets me know about it. . . . .	26
31	There are lots of chances for students in my school to get involved in sports, clubs, and other school activities outside of class. . . .	26
32	There are lots of chances for students in my school to talk with a teacher one-on-one. . . . .	27

33	I feel safe at my school. . . . .	27
34	The school lets my parents know when I have done something well. . . .	27
35	My teachers praise me when I work hard in school. . . . .	28
36	Are your school grades better than the grades of most students in your class? . . . . .	28
37	I have lots of chances to be part of class discussions or activities. . . .	28
38	Now thinking back over the past year in school, how often did you: enjoy being in school? . . . . .	29
39	Now thinking back over the past year in school, how often did you: hate being in school? . . . . .	29
40	Now thinking back over the past year in school, how often did you: try to do your best work in school? . . . . .	29
41	How often do you feel that the school work you are assigned is meaningful and important? . . . . .	30
42	Putting them all together, what were your grades like last year? . . . .	30
43	How important do you think the things you are learning in school are going to be for your later life? . . . . .	30
44	How interesting are most of your courses to you? . . . . .	31
45	During the LAST FOUR WEEKS how many whole days of school have you missed because you skipped or 'cut'? . . . . .	31
46	Think of your four best friends (the friends you feel closest to). In the past year (12 months), how many of your best friends have: participated in clubs, organizations or activities at school? . . . .	31
47	Think of your four best friends (the friends you feel closest to). In the past year (12 months), how many of your best friends have: smoked cigarettes? . . . . .	32

48	Think of your four best friends (the friends you feel closest to). In the past year (12 months), how many of your best friends have: tried beer, wine or hard liquor (for example, vodka, whiskey, or gin) when their parents didn't know about it? . . . . .	32
49	Think of your four best friends (the friends you feel closest to). In the past year (12 months), how many of your best friends have: made a commitment to stay drug-free? . . . . .	32
50	Think of your four best friends (the friends you feel closest to). In the past year (12 months), how many of your best friends have: used marijuana? . . . . .	33
51	Think of your four best friends (the friends you feel closest to). In the past year (12 months), how many of your best friends have: tried to do well in school? . . . . .	33
52	Think of your four best friends (the friends you feel closest to). In the past year (12 months), how many of your best friends have: used LSD, cocaine, amphetamines, or other illegal drugs? . . . . .	33
53	Think of your four best friends (the friends you feel closest to). In the past year (12 months), how many of your best friends have: been suspended from school? . . . . .	34
54	Think of your four best friends (the friends you feel closest to). In the past year (12 months), how many of your best friends have: liked school? . . . . .	34
55	Think of your four best friends (the friends you feel closest to). In the past year (12 months), how many of your best friends have: carried a handgun? . . . . .	34
56	Think of your four best friends (the friends you feel closest to). In the past year (12 months), how many of your best friends have: sold illegal drugs? . . . . .	35
57	Think of your four best friends (the friends you feel closest to). In the past year (12 months), how many of your best friends have: regularly attended religious services? . . . . .	35

58	Think of your four best friends (the friends you feel closest to). In the past year (12 months), how many of your best friends have: stolen or tried to steal a motor vehicle such as a car or motorcycle? . . . . .	35
59	Think of your four best friends (the friends you feel closest to). In the past year (12 months), how many of your best friends have: been arrested? . . . . .	36
60	Think of your four best friends (the friends you feel closest to). In the past year (12 months), how many of your best friends have: dropped out of school? . . . . .	36
61	Think of your four best friends (the friends you feel closest to). In the past year (12 months), how many of your best friends have: been members of a gang? . . . . .	36
62	What are the chances you would be seen as cool if you: smoked cigarettes? . . . . .	37
63	What are the chances you would be seen as cool if you: worked hard at school? . . . . .	37
64	What are the chances you would be seen as cool if you: began drinking alcoholic beverages regularly, that is, at least once or twice a month? . . . . .	37
65	What are the chances you would be seen as cool if you: defended someone who was being verbally abused at school? . . . . .	38
66	What are the chances you would be seen as cool if you: smoked marijuana? . . . . .	38
67	What are the chances you would be seen as cool if you: carried a handgun? . . . . .	38
68	What are the chances you would be seen as cool if you: regularly volunteered to do community service? . . . . .	39
69	How old were you when you first: smoked marijuana? . . . . .	39
70	How old were you when you first: smoked a cigarette, even just a puff? . . . . .	40

71	How old were you when you first: had more than a sip or two of beer, wine or hard liquor (for example, vodka, whiskey, or gin)? . . . . .	40
72	How old were you when you first: began drinking alcoholic beverages regularly, that is, at least once or twice a month? . . . . .	41
73	How old were you when you first: used phenoxydine (pox, px, breeze)? . . . . .	41
74	How old were you when you first: got suspended from school? . . . . .	42
75	How old were you when you first: got arrested? . . . . .	42
76	How old were you when you first: carried a handgun? . . . . .	43
77	How old were you when you first: attacked someone with the idea of seriously hurting them? . . . . .	43
78	How old were you when you first: belonged to a gang? . . . . .	44
79	How wrong do you think it is for someone your age to: take a handgun to school? . . . . .	44
80	How wrong do you think it is for someone your age to: steal anything worth more than \$5? . . . . .	44
81	How wrong do you think it is for someone your age to: pick a fight with someone? . . . . .	45
82	How wrong do you think it is for someone your age to: attack someone with the idea of seriously hurting them? . . . . .	45
83	How wrong do you think it is for someone your age to: stay away from school all day when their parents think they are at school? . . . . .	45
84	How wrong do you think it is for someone your age to: drink beer, wine or hard liquor (for example, vodka, whiskey, or gin) regularly? . . . . .	46
85	How wrong do you think it is for someone your age to: smoke cigarettes? . . . . .	46

86	How wrong do you think it is for someone your age to: smoke marijuana? . . . . .	46
87	How wrong do you think it is for someone your age to: use LSD, cocaine, amphetamines or another illegal drug? . . . . .	47
88	At school during the past 12 months, did you receive help from the resource teacher, speech therapist or other special education teacher? . . . . .	47
89	How many times have you done the following things? done what feels good no matter what. . . . .	47
90	How many times have you done the following things? done something dangerous because someone dared you to do it. . . . .	48
91	How many times have you done the following things? done crazy things even if they are a little dangerous. . . . .	48
92	How many times in the past year (12 months) have you: been suspended from school? . . . . .	49
93	How many times in the past year (12 months) have you: carried a handgun? . . . . .	49
94	How many times in the past year (12 months) have you: sold illegal drugs? . . . . .	50
95	How many times in the past year (12 months) have you: stolen or tried to steal a motor vehicle such as a car or motorcycle? . . . . .	50
96	How many times in the past year (12 months) have you: participated in clubs, organizations or activities at school? . . . . .	51
97	How many times in the past year (12 months) have you: been arrested? . . . . .	51
98	How many times in the past year (12 months) have you: done extra work on your own for school? . . . . .	52
99	How many times in the past year (12 months) have you: attacked someone with the idea of seriously hurting them? . . . . .	52

100	How many times in the past year (12 months) have you: been drunk or high at school? . . . . .	53
101	How many times in the past year (12 months) have you: volunteered to do community service? . . . . .	53
102	How many times in the past year (12 months) have you: taken a handgun to school? . . . . .	54
103	Are you currently on probation, or assigned a probation officer with Juvenile Court? . . . . .	54
104	Have you ever belonged to a gang? . . . . .	54
105	If you have ever belonged to a gang, did that gang have a name? . . . . .	55
106	You're looking at CD's in a music store with a friend. You look up and see her slip a CD under her coat. She smiles and says 'Which one do you want? Go ahead, take it while nobody's around.' There is nobody in sight, no employees and no other customers. What would you do now? . . . . .	55
107	You are visiting another part of town, and you don't know any of the people your age there. You are walking down the street, and some teenager you don't know is walking toward you. He is about your size, and as he is about to pass you, he deliberately bumps into you and you almost lose your balance. What would you say or do? . . . . .	55
108	You are at a party at someone's house, and one of your friends offers you a drink containing alcohol. What would you say or do? . . . . .	56
109	It's 8:00 on a weeknight and you are about to go over to a friend's home when your mother asks you where you are going. You say 'Oh, just going to go hang out with some friends.' She says, 'No, you'll just get into trouble if you go out. Stay home tonight.' What would you do now? . . . . .	56
110	How often do you attend religious services or activities? . . . . .	56
111	I do the opposite of what people tell me, just to get them mad. . . . .	57
112	I like to see how much I can get away with. . . . .	57

113	I ignore rules that get in my way. . . . .	57
114	I think sometimes it's okay to cheat at school. . . . .	58
115	It is important to think before you act. . . . .	58
116	Sometimes I think that life is not worth it. . . . .	58
117	At times I think I am no good at all. . . . .	59
118	All in all, I am inclined to think that I am a failure. . . . .	59
119	In the past year, have you felt depressed or sad MOST days, even if you felt okay sometimes? . . . . .	59
120	It is all right to beat up people if they start the fight. . . . .	60
121	I think it is okay to take something without asking if you can get away with it. . . . .	60
122	Sometimes we don't know what we will do as adults, but we may have an idea. Please answer how true these statements may be for you. WHEN I AM AN ADULT I WILL: smoke cigarettes. . . . .	60
123	Sometimes we don't know what we will do as adults, but we may have an idea. Please answer how true these statements may be for you. WHEN I AM AN ADULT I WILL: drink beer, wine, or liquor. . . . .	61
124	Sometimes we don't know what we will do as adults, but we may have an idea. Please answer how true these statements may be for you. WHEN I AM AN ADULT I WILL: smoke marijuana. . . . .	61
125	Sometimes we don't know what we will do as adults, but we may have an idea. Please answer how true these statements may be for you. WHEN I AM AN ADULT I WILL: use LSD, cocaine, amphetamines or another illegal drug. . . . .	61
126	How much do you think people risk harming themselves (physically or in other ways) if they: smoked one or more packs of cigarettes per day? . . . . .	62

127	How much do you think people risk harming themselves (physically or in other ways) if they: try marijuana once or twice? . . . .	62
128	How much do you think people risk harming themselves (physically or in other ways) if they: smoke marijuana regularly? . . . .	62
129	How much do you think people risk harming themselves (physically or in other ways) if they: take one or two drinks of an alcoholic beverage (beer, wine, liquor) nearly every day? . . . .	63
130	How much do you think people risk harming themselves (physically or in other ways) if they: have five or more drinks once or twice each weekend? . . . .	63
131	On how many occasions have you had alcoholic beverages (beer, wine or hard liquor) to drink in your lifetime - more than just a few sips? . . . .	63
132	On how many occasions have you had beer, wine or hard liquor to drink during the past 30 days? . . . .	64
133	On how many occasions have you used marijuana (grass, pot) or hashish (hash, hash oil) in your lifetime? . . . .	64
134	On how many occasions have you used marijuana (grass, pot) or hashish (hash, hash oil) during the past 30 days? . . . .	65
135	On how many occasions have you used LSD or other psychedelics in your lifetime? . . . .	65
136	On how many occasions have you used LSD or other psychedelics during the past 30 days? . . . .	66
137	On how many occasions have you used cocaine or crack in your lifetime? . . . .	66
138	On how many occasions have you used cocaine or crack during the past 30 days? . . . .	67
139	On how many occasions have you sniffed glue, breathed the contents of an aerosol spray can, or inhaled other gases or sprays, in order to get high in your lifetime? . . . .	67

140	On how many occasions have you sniffed glue, breathed the contents of an aerosol spray can, or inhaled other gases or sprays, in order to get high during the past 30 days? . . . .	68
141	On how many occasions have you used phenoxydine (pox, px, breeze) in your lifetime? . . . .	68
142	On how many occasions have you used phenoxydine (pox, px, breeze) during the past 30 days? . . . .	69
143	On how many occasions have you used sedatives (tranquilizers, such as Valium or Xanax, barbiturates, or sleeping pills) without a doctor telling you to take them, in your lifetime? . . . .	69
144	On how many occasions have you used sedatives (tranquilizers, such as Valium or Xanax, barbiturates, or sleeping pills) without a doctor telling you to take them, during the past 30 days? . . . .	70
145	On how many occasions have you used Methamphetamines (meth, speed, crank, crystal meth) in your lifetime? . . . .	70
146	On how many occasions have you used Methamphetamines (meth, speed, crank, crystal meth) in the past 30 days? . . . .	71
147	On how many occasions have you used stimulants, other than Methamphetamines (such as amphetamines, Ritalin or Dexedrine) without a doctor telling you to take them, in your lifetime? . . . .	71
148	On how many occasions have you used stimulants, other than Methamphetamines (such as amphetamines, Ritalin or Dexedrine) without a doctor telling you to take them, during the past 30 days? . . . .	72
149	On how many occasions have you used heroin or other opiates in your lifetime? . . . .	72
150	On how many occasions have you used heroin or other opiates during the past 30 days? . . . .	73
151	On how many occasions have you used MDMA ('X', 'E', or ecstasy) in your lifetime? . . . .	73



152	On how many occasions have you used MDMA ('X', 'E', or ecstasy) during the past 30 days? . . . . .	74
153	On how many occasions have you taken prescription drugs (such as Valium, Xanax, Ritalin, Adderall, OxyContin, Darvocet, or sleeping pills) on your own-that is, without a doctor telling you to take them in your lifetime? . . . . .	74
154	On how many occasions have you taken prescription drugs (such as Valium, Xanax, Ritalin, Adderall, OxyContin, Darvocet, or sleeping pills) on your own-that is, without a doctor telling you to take them during the past 30 days? . . . . .	75
155	On how many occasions have you taken non-prescription medicines such as diet pills (for example, Dietac, Dexatrim or Prolamine), stay-awake pills (for example No-Doz, Vivarin, or Wake), or cough or cold medicines (robos, DXM, etc.) to get high in your lifetime? . . . . .	75
156	On how many occasions have you taken non-prescription medicines such as diet pills (for example, Dietac, Dexatrim or Prolamine), stay-awake pills (for example No-Doz, Vivarin, or Wake), or cough or cold medicines (robos, DXM, etc.) to get high during the past 30 days? . . . . .	76
157	On how many occasions have you been drunk or very high from drinking alcoholic beverages during the past 30 days? . . . . .	76
158	Think back over the last two weeks. How many times have you had five or more alcoholic drinks in a row? . . . . .	77
159	Have you ever used smokeless tobacco (chew, snuff, plug, dipping tobacco, or chewing tobacco)? . . . . .	77
160	How often have you taken smokeless tobacco during the past 30 days? . . . . .	77
161	Have you ever smoked cigarettes? . . . . .	78
162	How frequently have you smoked cigarettes during the past 30 days? . . . . .	78

163	During the last month, about how many marijuana cigarettes, or the equivalent, did you smoke a day, on the average? . . . . .	79
164	If you drank alcohol (not just a sip or taste) in the past year, how did you usually get it? . . . . .	79
165	If you drank alcohol (not just a sip or taste) in the past year, where did you usually drink it? . . . . .	80
166	If you smoked cigarettes (not just a puff or drag) in the past year, how did you usually get them? . . . . .	81
167	If you smoked cigarettes (not just a puff or drag) in the past year, where did you usually smoke them? . . . . .	82
168	During the past 30 days, how many times did you ride in a car or other vehicle driven by someone who had been drinking alcohol? . . . . .	82
169	During the past 30 days, how many times did you drive a car or other vehicle when you had been drinking alcohol? . . . . .	83
170	How wrong would most adults (over 21) in your neighborhood think it is for kids your age: to use marijuana? . . . . .	83
171	How wrong would most adults (over 21) in your neighborhood think it is for kids your age: to drink alcohol? . . . . .	83
172	How wrong would most adults (over 21) in your neighborhood think it is for kids your age: to smoke cigarettes? . . . . .	84
173	How much do each of the following statements describe your neighborhood? crime and/or drug selling . . . . .	84
174	How much do each of the following statements describe your neighborhood? fights . . . . .	84
175	How much do each of the following statements describe your neighborhood? lots of empty or abandoned buildings . . . . .	85
176	How much do each of the following statements describe your neighborhood? lots of graffiti . . . . .	85
177	If I had to move, I would miss the neighborhood I now live in. . . . .	85



178	My neighbors notice when I am doing a good job and let me know about it. . . . .	86
179	I like my neighborhood. . . . .	86
180	There are lots of adults in my neighborhood I could talk to about something important. . . . .	86
181	I'd like to get out of my neighborhood. . . . .	87
182	There are people in my neighborhood who are proud of me when I do something well. . . . .	87
183	There are people in my neighborhood who encourage me to do my best. . . . .	87
184	I feel safe in my neighborhood. . . . .	88
185	Which of the following activities for people your age are available in your community? sports teams? . . . . .	88
186	Which of the following activities for people your age are available in your community? scouting? . . . . .	88
187	Which of the following activities for people your age are available in your community? boys and girls clubs? . . . . .	89
188	Which of the following activities for people your age are available in your community? 4-H clubs? . . . . .	89
189	Which of the following activities for people your age are available in your community? service clubs? . . . . .	89
190	If a kid smoked marijuana in your neighborhood would he or she be caught by the police? . . . . .	90
191	If a kid drank some beer, wine or hard liquor (for example, vodka, whiskey, or gin) in your neighborhood would he or she be caught by the police? . . . . .	90
192	If a kid carried a handgun in your neighborhood would he or she be caught by the police? . . . . .	90

193	If you wanted to get some cigarettes, how easy would it be for you to get some? . . . . .	91
194	If you wanted to get some beer, wine or hard liquor (for example, vodka, whiskey, or gin), how easy would it be for you to get some? . . . . .	91
195	If you wanted to get a drug like cocaine, LSD, or amphetamines, how easy would it be for you to get some? . . . . .	91
196	If you wanted to get a handgun, how easy would it be for you to get one? . . . . .	92
197	If you wanted to get some marijuana, how easy would it be for you to get some? . . . . .	92
198	During the past 12 months, have you participated in any alcohol prevention programs or seen any alcohol prevention messages in your school or community? Yes, a school-based program focused on preventing underage drinking and/or drinking and driving. . . . .	92
199	During the past 12 months, have you participated in any alcohol prevention programs or seen any alcohol prevention messages in your school or community? Yes, a community-based program focused on preventing underage drinking and/or drinking and driving (for example, through your church or temple or through youth groups like Boys and Girls Club or 4-H). . . . .	93
200	During the past 12 months, have you participated in any alcohol prevention programs or seen any alcohol prevention messages in your school or community? Yes, a media campaign addressing underage drinking and/or drinking and driving (for example, newspaper ads, posters, pamphlets, radio, TV). . . . .	93
201	During the past 12 months, have you participated in any alcohol prevention programs or seen any alcohol prevention messages in your school or community? No . . . . .	93
202	How wrong do your parents feel it would be for YOU to: drink beer, wine or hard liquor (for example, vodka, whiskey or gin) regularly? . . . . .	94
203	How wrong do your parents feel it would be for YOU to: smoke cigarettes? . . . . .	94

204	How wrong do your parents feel it would be for YOU to: smoke marijuana? . . . . .	94
205	How wrong do your parents feel it would be for YOU to: steal something worth more than \$5? . . . . .	95
206	How wrong do your parents feel it would be for YOU to: draw graffiti, write things, or draw pictures on buildings or other property (without the owner's permission)? . . . . .	95
207	How wrong do your parents feel it would be for YOU to: pick a fight with someone? . . . . .	95
208	During the past 12 months, have you talked with at least one of your parents about the dangers of underage drinking and/or drinking and driving? By parents, we mean either your biological parents, adoptive parents, stepparents, or adult guardians - whether or not they live with you. . . . .	96
209	Have any of your brothers or sisters ever: drunk beer, wine or hard liquor (for example, vodka, whiskey or gin)? . . . . .	96
210	Have any of your brothers or sisters ever: smoked marijuana? . . . . .	96
211	Have any of your brothers or sisters ever: smoked cigarettes? . . . . .	97
212	Have any of your brothers or sisters ever: taken a handgun to school? . . . . .	97
213	Have any of your brothers or sisters ever: been suspended or expelled from school? . . . . .	97
214	The rules in my family are clear. . . . .	98
215	People in my family often insult or yell at each other. . . . .	98
216	When I am not at home, one of my parents knows where I am and who I am with. . . . .	98
217	We argue about the same things in my family over and over. . . . .	99

218	If you drank some beer or wine or liquor (for example, vodka, whiskey, or gin) without your parents' permission, would you be caught by your parents? . . . . .	99
219	My family has clear rules about alcohol and drug use. . . . .	99
220	If you carried a handgun without your parents' permission, would you be caught by your parents? . . . . .	100
221	If you skipped school would you be caught by your parents? . . . . .	100
222	Do you feel very close to your mother? . . . . .	100
223	Do you share your thoughts and feelings with your mother? . . . . .	101
224	My parents ask me what I think before most family decisions affecting me are made. . . . .	101
225	Do you share your thoughts and feelings with your father? . . . . .	101
226	Do you enjoy spending time with your mother? . . . . .	102
227	Do you enjoy spending time with your father? . . . . .	102
228	If I had a personal problem, I could ask my mom or dad for help. . . . .	102
229	Do you feel very close to your father? . . . . .	103
230	My parents give me lots of chances to do fun things with them. . . . .	103
231	My parents ask if I've gotten my homework done. . . . .	103
232	People in my family have serious arguments. . . . .	104
233	Would your parents know if you did not come home on time? . . . . .	104
234	It is important to be honest with your parents, even if they become upset or you get punished. . . . .	104
235	My parents notice when I am doing a good job and let me know about it. . . . .	105

236	How often do your parents tell you they're proud of you for something you've done? . . . . .	105
237	How many brothers and sisters, including stepbrothers and step-sisters, do you have that are younger than you? . . . . .	105
238	How many brothers and sisters, including stepbrothers and step-sisters, do you have that are older than you? . . . . .	106
239	Have you changed homes in the past year (the last 12 months)?	106
240	How many times have you changed homes since kindergarten? .	106
241	Have you changed schools (including changing from elementary to middle and middle to high school) in the past year? . . . . .	107
242	How many times have you changed schools since kindergarten (including changing from elementary to middle and middle to high school)? . . . . .	107
243	Has anyone in your family ever had severe alcohol or drug problems?	107
244	About how many adults (over 21) have you known personally who in the past year have: used marijuana, crack, cocaine, or other drugs? . . . . .	108
245	About how many adults (over 21) have you known personally who in the past year have: sold or dealt drugs? . . . . .	108
246	About how many adults (over 21) have you known personally who in the past year have: done other things that could get them in trouble with the police, like stealing, selling stolen goods, mugging or assaulting others, etc.? . . . .	108
247	About how many adults (over 21) have you known personally who in the past year have: gotten drunk or high? . . . . .	109
248	How honest were you in filling out this survey? . . . . .	109

## List of Figures

1	Grade Chart . . . . .	13
2	Gender Chart . . . . .	14
3	Age Chart . . . . .	15
4	Ethnic Origin Chart . . . . .	16

# 1 INTRODUCTION

This report was generated from data collected on the *2008 Arkansas Prevention Needs Assessment Student Survey*. This report contains basic frequency tables of all data collected and graphs on the selected demographic variables of grade, gender, age and ethnic origin. The graph on ethnic origin is represented as a bar chart rather than as a pie chart. This is because students were allowed to mark more than one response for ethnic origin as opposed to being allowed to mark only one response. The bars represent the percent of students who marked each of the ethnic categories.

Questions regarding the information found in this report can be directed to:

**Pride Surveys**

160 Vanderbilt Court  
Bowling Green, KY 42103  
1-800-279-6361  
[www.pridesurveys.com](http://www.pridesurveys.com)

# Grade Chart

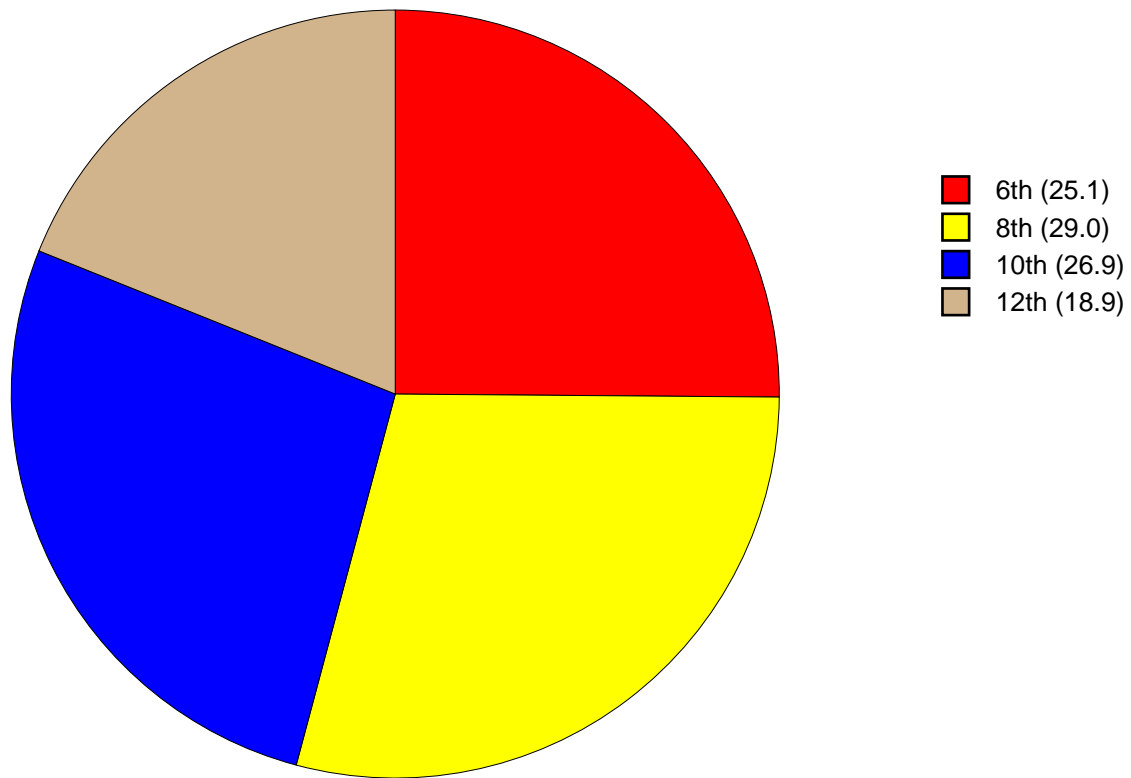


Figure 1: Grade Chart

## Gender Chart

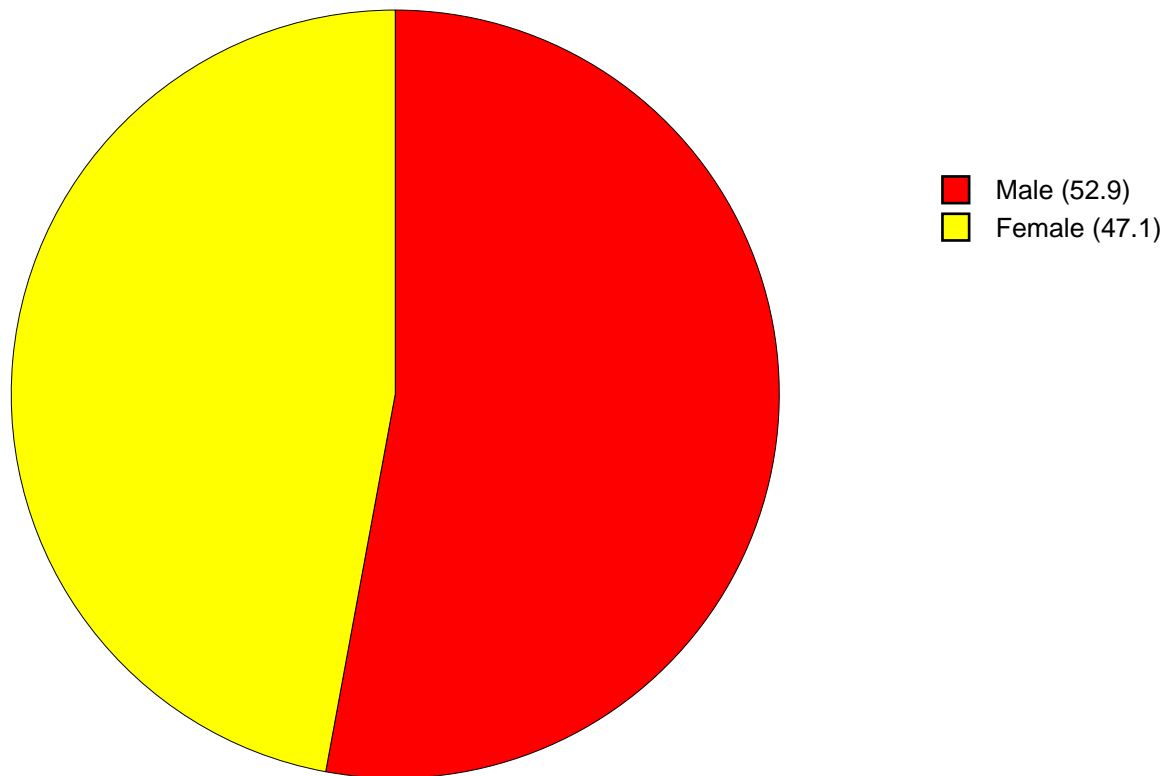


Figure 2: Gender Chart

## Age Chart

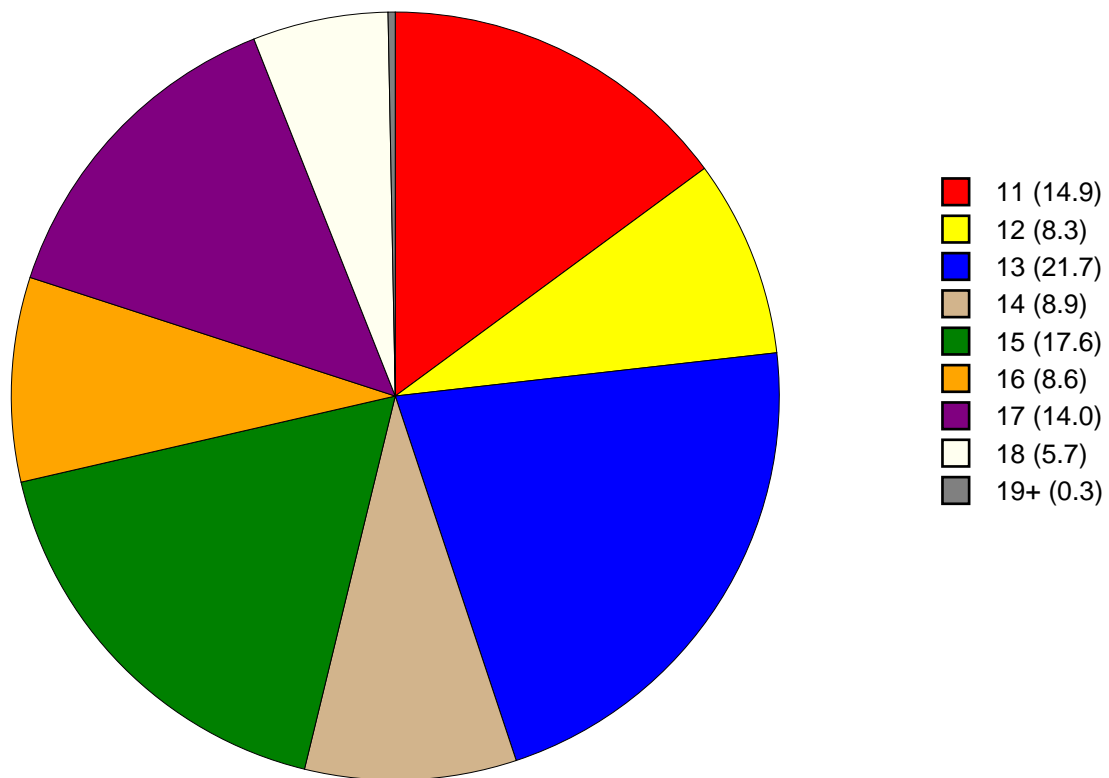


Figure 3: Age Chart



## Ethnic Origin Chart

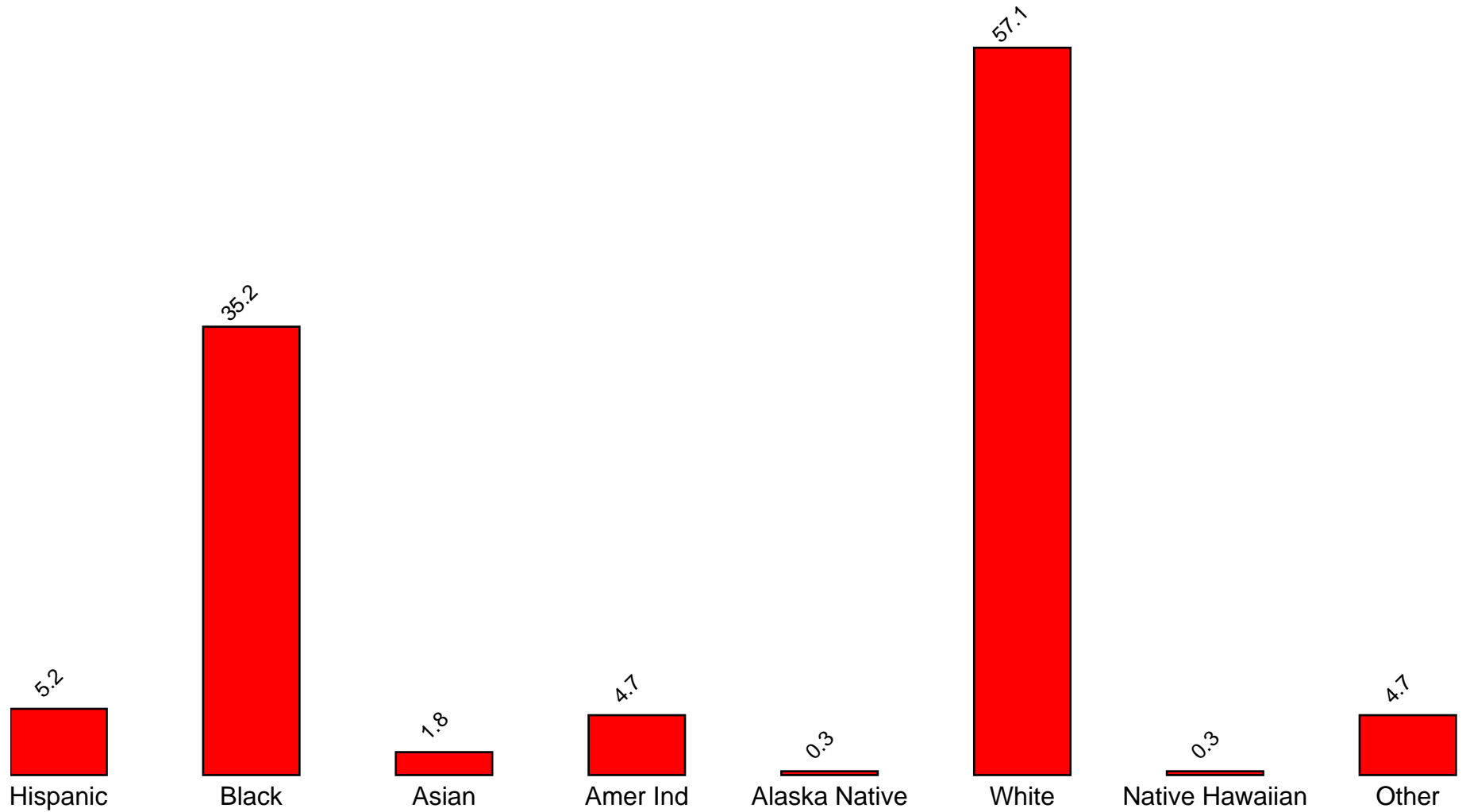


Figure 4: Ethnic Origin Chart

## 2 PERCENTAGE TABLES

The following tables contain frequency distribution detailing how your students responded to each question on the survey. The tables appear in the same order as the questions on the survey. The tables include breakdowns by grade level as well as overall percentages. The *N of Valid* row is a frequency count of the number of valid responses to each question for each grade and overall. The *N of Miss* row is a frequency count of the number of invalid (marked more than one response) or missing (i.e. did not respond) responses to each question for each grade and overall.

For the questions that allowed more than one response (i.e. race, live with, etc.) each response becomes a separate table. If a student did not mark the response, that was counted as a NO response, and if they did mark the response, that was counted as a YES response. Since a non response is a valid response for these questions, the *N of Miss* will always be zero for these questions.

Table 1: Sex

Response	6	8	10	12	Total	
Male	61.0	46.9	53.3	50.8	52.9	
Female	39.0	53.1	46.7	49.2	47.1	
N of Valid	82	98	90	63	333	
N of Miss	3	0	1	1	5	

Table 2: Age

Response	6	8	10	12	Total	
10 or younger	0.0	0.0	0.0	0.0	0.0	
11	58.8	0.0	0.0	0.0	14.9	
12	31.8	1.0	0.0	0.0	8.3	
13	9.4	66.3	0.0	0.0	21.7	
14	0.0	30.6	0.0	0.0	8.9	
15	0.0	2.0	63.3	0.0	17.6	
16	0.0	0.0	31.1	1.6	8.6	
17	0.0	0.0	5.6	66.7	14.0	
18	0.0	0.0	0.0	30.2	5.7	
19 or older	0.0	0.0	0.0	1.6	0.3	
N of Valid	85	98	90	63	336	
N of Miss	0	0	1	1	2	

Table 3: Are you Hispanic or Latino?

Response	6	8	10	12	Total	
No	91.5	95.7	95.4	96.8	94.8	
Yes	8.5	4.3	4.6	3.2	5.2	
N of Valid	82	94	87	62	325	
N of Miss	3	4	4	2	13	

Table 4: What is your race? Black or African American



Response	6	8	10	12	Total	
No	64.7	64.3	60.4	71.9	64.8	
Yes	35.3	35.7	39.6	28.1	35.2	
N of Valid	85	98	91	64	338	
N of Miss	0	0	0	0	0	

Table 5: What is your race? Asian



Response	6	8	10	12	Total	
No	98.8	96.9	98.9	98.4	98.2	
Yes	1.2	3.1	1.1	1.6	1.8	
N of Valid	85	98	91	64	338	
N of Miss	0	0	0	0	0	

Table 6: What is your race? American Indian



Response	6	8	10	12	Total	
No	94.1	95.9	92.3	100.0	95.3	
Yes	5.9	4.1	7.7	0.0	4.7	
N of Valid	85	98	91	64	338	
N of Miss	0	0	0	0	0	

Table 7: What is your race? Alaska Native



Response	6	8	10	12	Total	
No	98.8	100.0	100.0	100.0	99.7	
Yes	1.2	0.0	0.0	0.0	0.3	
N of Valid	85	98	91	64	338	
N of Miss	0	0	0	0	0	

Table 8: What is your race? White



Response	6	8	10	12	Total	
No	45.9	44.9	44.0	34.4	42.9	
Yes	54.1	55.1	56.0	65.6	57.1	
N of Valid	85	98	91	64	338	
N of Miss	0	0	0	0	0	

Table 9: What is your race? Native Hawaiian or Other Pacific Islander



Response	6	8	10	12	Total	
No	100.0	99.0	100.0	100.0	99.7	
Yes	0.0	1.0	0.0	0.0	0.3	
N of Valid	85	98	91	64	338	
N of Miss	0	0	0	0	0	

Table 10: What is your race? Other



Response	6	8	10	12	Total	
No	95.3	90.8	98.9	96.9	95.3	
Yes	4.7	9.2	1.1	3.1	4.7	
N of Valid	85	98	91	64	338	
N of Miss	0	0	0	0	0	

Table 11: What is the highest level of schooling completed by your mother or father?









Response	6	8	10	12	Total	
Completed grade school or less	4.8	0.0	1.1	0.0	1.5	
Some high school	9.6	2.1	9.1	6.7	6.7	
Completed high school	22.9	20.8	25.0	36.7	25.4	
Some college	7.2	25.0	20.5	26.7	19.6	
Completed college	21.7	24.0	25.0	11.7	21.4	
Graduate or professional school after college	1.2	9.4	9.1	8.3	7.0	
Don't know	31.3	18.8	10.2	6.7	17.4	
Does not apply	1.2	0.0	0.0	3.3	0.9	
N of Valid	83	96	88	60	327	
N of Miss	2	2	3	4	11	

Table 12: Think of where you live most of the time. Which of the following people live there with you? Mother



Response	6	8	10	12	Total	
No	14.1	15.3	25.3	18.8	18.3	
Yes	85.9	84.7	74.7	81.3	81.7	
N of Valid	85	98	91	64	338	
N of Miss	0	0	0	0	0	

Table 13: Think of where you live most of the time. Which of the following people live there with you? Stepmother



Response	6	8	10	12	Total	
No	98.8	92.9	90.1	93.8	93.8	
Yes	1.2	7.1	9.9	6.3	6.2	
N of Valid	85	98	91	64	338	
N of Miss	0	0	0	0	0	

Table 14: Think of where you live most of the time. Which of the following people live there with you? Foster Mother



Response	6	8	10	12	Total	
No	100.0	99.0	100.0	100.0	99.7	
Yes	0.0	1.0	0.0	0.0	0.3	
N of Valid	85	98	91	64	338	
N of Miss	0	0	0	0	0	

Table 15: Think of where you live most of the time. Which of the following people live there with you? Grandmother



Response	6	8	10	12	Total	
No	84.7	87.8	86.8	87.5	86.7	
Yes	15.3	12.2	13.2	12.5	13.3	
N of Valid	85	98	91	64	338	
N of Miss	0	0	0	0	0	

Table 16: Think of where you live most of the time. Which of the following people live there with you? Aunt



Response	6	8	10	12	Total	
No	94.1	93.9	94.5	98.4	95.0	
Yes	5.9	6.1	5.5	1.6	5.0	
N of Valid	85	98	91	64	338	
N of Miss	0	0	0	0	0	

Table 17: Think of where you live most of the time. Which of the following people live there with you? Father



Response	6	8	10	12	Total	
No	38.8	48.0	53.8	42.2	46.2	
Yes	61.2	52.0	46.2	57.8	53.8	
N of Valid	85	98	91	64	338	
N of Miss	0	0	0	0	0	



Table 18: Think of where you live most of the time. Which of the following people live there with you? Stepfather



Response	6	8	10	12	Total	
No	88.2	76.5	82.4	92.2	84.0	
Yes	11.8	23.5	17.6	7.8	16.0	
N of Valid	85	98	91	64	338	
N of Miss	0	0	0	0	0	

Table 19: Think of where you live most of the time. Which of the following people live there with you? Foster Father


Response	6	8	10	12	Total	
No	100.0	100.0	100.0	100.0	100.0	
Yes	0.0	0.0	0.0	0.0	0.0	
N of Valid	85	98	91	64	338	
N of Miss	0	0	0	0	0	

Table 20: Think of where you live most of the time. Which of the following people live there with you? Grandfather



Response	6	8	10	12	Total	
No	94.1	94.9	93.4	92.2	93.8	
Yes	5.9	5.1	6.6	7.8	6.2	
N of Valid	85	98	91	64	338	
N of Miss	0	0	0	0	0	

Table 21: Think of where you live most of the time. Which of the following people live there with you? Uncle



Response	6	8	10	12	Total	
No	84.7	94.9	95.6	95.3	92.6	
Yes	15.3	5.1	4.4	4.7	7.4	
N of Valid	85	98	91	64	338	
N of Miss	0	0	0	0	0	

Table 22: Think of where you live most of the time. Which of the following people live there with you? Other Adults



Response	6	8	10	12	Total	
No	95.3	99.0	98.9	100.0	98.2	
Yes	4.7	1.0	1.1	0.0	1.8	
N of Valid	85	98	91	64	338	
N of Miss	0	0	0	0	0	

Table 23: Think of where you live most of the time. Which of the following people live there with you? Brother(s)



Response	6	8	10	12	Total	
No	50.6	54.1	64.8	56.3	56.5	
Yes	49.4	45.9	35.2	43.8	43.5	
N of Valid	85	98	91	64	338	
N of Miss	0	0	0	0	0	

Table 24: Think of where you live most of the time. Which of the following people live there with you? Stepbrother(s)



Response	6	8	10	12	Total	
No	97.6	91.8	94.5	98.4	95.3	
Yes	2.4	8.2	5.5	1.6	4.7	
N of Valid	85	98	91	64	338	
N of Miss	0	0	0	0	0	

Table 25: Think of where you live most of the time. Which of the following people live there with you? Sister(s)



Response	6	8	10	12	Total	
No	56.5	62.2	64.8	64.1	61.8	
Yes	43.5	37.8	35.2	35.9	38.2	
N of Valid	85	98	91	64	338	
N of Miss	0	0	0	0	0	

Table 26: Think of where you live most of the time. Which of the following people live there with you? Stepsister(s)



Response	6	8	10	12	Total	
No	96.5	94.9	93.4	95.3	95.0	
Yes	3.5	5.1	6.6	4.7	5.0	
N of Valid	85	98	91	64	338	
N of Miss	0	0	0	0	0	

Table 27: Think of where you live most of the time. Which of the following people live there with you? Other Children



Response	6	8	10	12	Total	
No	92.9	89.8	91.2	95.3	92.0	
Yes	7.1	10.2	8.8	4.7	8.0	
N of Valid	85	98	91	64	338	
N of Miss	0	0	0	0	0	

Table 28: In my school, students have lots of chances to help decide things like class activities and rules.





Response	6	8	10	12	Total	
NO!	24.4	25.5	26.1	20.3	24.4	
no	37.8	45.9	30.7	53.1	41.3	
yes	29.3	24.5	34.1	21.9	27.7	
YES!	8.5	4.1	9.1	4.7	6.6	
N of Valid	82	98	88	64	332	
N of Miss	3	0	3	0	6	

Table 29: Teachers ask me to work on special classroom projects.


Response	6	8	10	12	Total	
NO!	10.7	10.3	18.0	12.5	12.9	
no	28.6	42.3	32.6	50.0	37.7	
yes	47.6	37.1	41.6	32.8	40.1	
YES!	13.1	10.3	7.9	4.7	9.3	
N of Valid	84	97	89	64	334	
N of Miss	1	1	2	0	4	

Table 30: My teacher(s) notices when I am doing a good job and lets me know about it.

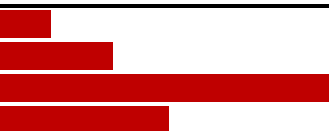
Response	6	8	10	12	Total	
NO!	2.4	8.2	9.3	3.1	6.0	
no	5.9	15.3	19.8	26.6	16.2	
yes	49.4	50.0	54.7	56.3	52.3	
YES!	42.4	26.5	16.3	14.1	25.5	
N of Valid	85	98	86	64	333	
N of Miss	0	0	5	0	5	

Table 31: There are lots of chances for students in my school to get involved in sports, clubs, and other school activities outside of class.


Response	6	8	10	12	Total	
NO!	2.4	4.1	1.1	0.0	2.1	
no	4.8	12.2	11.2	15.6	10.7	
yes	41.7	35.7	34.8	43.8	38.5	
YES!	51.2	48.0	52.8	40.6	48.7	
N of Valid	84	98	89	64	335	
N of Miss	1	0	2	0	3	

Table 32: There are lots of chances for students in my school to talk with a teacher one-on-one.

Response	6	8	10	12	Total	
NO!	3.6	5.2	4.5	4.8	4.5	
no	14.3	16.5	20.2	23.8	18.3	
yes	39.3	54.6	46.1	49.2	47.4	
YES!	42.9	23.7	29.2	22.2	29.7	
N of Valid	84	97	89	63	333	
N of Miss	1	1	2	1	5	

Table 33: I feel safe at my school.

Response	6	8	10	12	Total	
NO!	9.4	9.2	15.7	6.3	10.4	
no	17.6	12.2	12.4	14.1	14.0	
yes	28.2	57.1	50.6	57.8	48.2	
YES!	44.7	21.4	21.3	21.9	27.4	
N of Valid	85	98	89	64	336	
N of Miss	0	0	2	0	2	

Table 34: The school lets my parents know when I have done something well.

Response	6	8	10	12	Total	
NO!	4.7	13.3	24.7	23.0	15.9	
no	12.9	40.8	42.7	52.5	36.3	
yes	40.0	32.7	27.0	21.3	30.9	
YES!	42.4	13.3	5.6	3.3	16.8	
N of Valid	85	98	89	61	333	
N of Miss	0	0	2	3	5	

Table 35: My teachers praise me when I work hard in school.





Response	6	8	10	12	Total	
NO!	8.5	16.5	21.3	18.8	16.3	
no	28.0	35.1	41.6	39.1	35.8	
yes	40.2	37.1	27.0	35.9	34.9	
YES!	23.2	11.3	10.1	6.3	13.0	
N of Valid	82	97	89	64	332	
N of Miss	3	1	2	0	6	

Table 36: Are your school grades better than the grades of most students in your class?





Response	6	8	10	12	Total	
NO!	11.9	17.7	7.9	9.4	12.0	
no	20.2	32.3	27.0	25.0	26.4	
yes	53.6	35.4	42.7	51.6	45.0	
YES!	14.3	14.6	22.5	14.1	16.5	
N of Valid	84	96	89	64	333	
N of Miss	1	2	2	0	5	

Table 37: I have lots of chances to be part of class discussions or activities.





Response	6	8	10	12	Total	
NO!	6.1	4.1	3.4	0.0	3.6	
no	13.4	10.2	11.4	17.5	12.7	
yes	46.3	61.2	62.5	60.3	57.7	
YES!	34.1	24.5	22.7	22.2	26.0	
N of Valid	82	98	88	63	331	
N of Miss	3	0	3	1	7	

Table 38: Now thinking back over the past year in school, how often did you: enjoy being in school?






Response	6	8	10	12	Total	
Never	13.1	10.3	11.4	18.8	12.9	
Seldom	9.5	12.4	14.8	10.9	12.0	
Sometimes	44.0	46.4	45.5	50.0	46.2	
Often	22.6	19.6	18.2	20.3	20.1	
Almost always	10.7	11.3	10.2	0.0	8.7	
N of Valid	84	97	88	64	333	
N of Miss	1	1	3	0	5	

Table 39: Now thinking back over the past year in school, how often did you: hate being in school?






Response	6	8	10	12	Total	
Never	16.7	9.3	9.1	1.6	9.6	
Seldom	16.7	25.8	14.8	17.2	18.9	
Sometimes	39.3	30.9	44.3	40.6	38.4	
Often	14.3	14.4	12.5	23.4	15.6	
Almost always	13.1	19.6	19.3	17.2	17.4	
N of Valid	84	97	88	64	333	
N of Miss	1	1	3	0	5	

Table 40: Now thinking back over the past year in school, how often did you: try to do your best work in school?






Response	6	8	10	12	Total	
Never	0.0	1.0	0.0	0.0	0.3	
Seldom	1.2	0.0	6.9	3.1	2.7	
Sometimes	9.6	16.7	18.4	26.6	17.3	
Often	24.1	29.2	36.8	37.5	31.5	
Almost always	65.1	53.1	37.9	32.8	48.2	
N of Valid	83	96	87	64	330	
N of Miss	2	2	4	0	8	



Table 41: How often do you feel that the school work you are assigned is meaningful and important?






Response	6	8	10	12	Total	
Never	1.2	4.1	2.3	9.5	3.9	
Seldom	3.6	14.3	23.9	20.6	15.3	
Sometimes	33.3	29.6	37.5	42.9	35.1	
Often	25.0	30.6	25.0	19.0	25.5	
Almost always	36.9	21.4	11.4	7.9	20.1	
N of Valid	84	98	88	63	333	
N of Miss	1	0	3	1	5	

Table 42: Putting them all together, what were your grades like last year?






Response	6	8	10	12	Total	
Mostly F's	1.2	2.1	0.0	1.6	1.2	
Mostly D's	11.0	5.3	6.0	3.2	6.5	
Mostly C's	20.7	20.2	28.6	29.0	24.2	
Mostly B's	31.7	39.4	42.9	46.8	39.8	
Mostly A's	35.4	33.0	22.6	19.4	28.3	
N of Valid	82	94	84	62	322	
N of Miss	3	4	7	2	16	

Table 43: How important do you think the things you are learning in school are going to be for your later life?






Response	6	8	10	12	Total	
Very important	59.5	36.7	34.1	12.5	37.1	
Quite important	22.6	27.6	26.1	18.8	24.3	
Fairly important	13.1	24.5	27.3	46.9	26.6	
Slightly important	3.6	8.2	9.1	18.8	9.3	
Not at all important	1.2	3.1	3.4	3.1	2.7	
N of Valid	84	98	88	64	334	
N of Miss	1	0	3	0	4	

Table 44: How interesting are most of your courses to you?






Response	6	8	10	12	Total	
Very interesting and stimulating	27.4	10.2	4.5	7.8	12.6	
Quite interesting	26.2	24.5	25.0	17.2	23.7	
Fairly interesting	29.8	35.7	31.8	34.4	32.9	
Slightly dull	10.7	20.4	29.5	28.1	21.9	
Very dull	6.0	9.2	9.1	12.5	9.0	
N of Valid	84	98	88	64	334	
N of Miss	1	0	3	0	4	

Table 45: During the LAST FOUR WEEKS how many whole days of school have you missed because you skipped or 'cut'?








Response	6	8	10	12	Total	
None	64.2	76.3	55.2	56.3	63.8	
1	16.0	7.2	10.3	14.1	11.6	
2	9.9	6.2	14.9	6.3	9.4	
3	3.7	5.2	6.9	3.1	4.9	
4-5	6.2	3.1	6.9	15.6	7.3	
6-10	0.0	2.1	4.6	1.6	2.1	
11 or more	0.0	0.0	1.1	3.1	0.9	
N of Valid	81	97	87	64	329	
N of Miss	4	1	4	0	9	

Table 46: Think of your four best friends (the friends you feel closest to). In the past year (12 months), how many of your best friends have: participated in clubs, organizations or activities at school?






Response	6	8	10	12	Total	
0	14.6	6.2	9.5	7.8	9.5	
1	14.6	5.2	13.1	14.1	11.3	
2	20.7	21.6	23.8	17.2	21.1	
3	15.9	17.5	11.9	17.2	15.6	
4	34.1	49.5	41.7	43.8	42.5	
N of Valid	82	97	84	64	327	
N of Miss	3	1	7	0	11	

Table 47: Think of your four best friends (the friends you feel closest to). In the past year (12 months), how many of your best friends have: smoked cigarettes?






Response	6	8	10	12	Total	
0	89.2	74.7	41.2	32.8	61.5	
1	7.2	9.5	20.0	18.8	13.5	
2	2.4	6.3	20.0	20.3	11.6	
3	1.2	5.3	10.6	10.9	6.7	
4	0.0	4.2	8.2	17.2	6.7	
N of Valid	83	95	85	64	327	
N of Miss	2	3	6	0	11	

Table 48: Think of your four best friends (the friends you feel closest to). In the past year (12 months), how many of your best friends have: tried beer, wine or hard liquor (for example, vodka, whiskey, or gin) when their parents didn't know about it?






Response	6	8	10	12	Total	
0	74.7	47.9	23.5	18.8	42.6	
1	15.7	13.8	5.9	7.8	11.0	
2	4.8	14.9	15.3	21.9	13.8	
3	2.4	7.4	16.5	14.1	9.8	
4	2.4	16.0	38.8	37.5	22.7	
N of Valid	83	94	85	64	326	
N of Miss	2	4	6	0	12	

Table 49: Think of your four best friends (the friends you feel closest to). In the past year (12 months), how many of your best friends have: made a commitment to stay drug-free?






Response	6	8	10	12	Total	
0	7.1	12.8	32.5	29.7	19.6	
1	4.7	8.5	15.7	25.0	12.6	
2	4.7	6.4	13.3	15.6	9.5	
3	15.3	10.6	10.8	10.9	12.0	
4	68.2	61.7	27.7	18.8	46.3	
N of Valid	85	94	83	64	326	
N of Miss	0	4	8	0	12	

Table 50: Think of your four best friends (the friends you feel closest to). In the past year (12 months), how many of your best friends have: used marijuana?

Response	6	8	10	12	Total	
0	95.2	76.8	54.1	53.1	70.9	
1	4.8	11.6	20.0	10.9	11.9	
2	0.0	6.3	11.8	9.4	6.7	
3	0.0	4.2	5.9	9.4	4.6	
4	0.0	1.1	8.2	17.2	5.8	
N of Valid	83	95	85	64	327	
N of Miss	2	3	6	0	11	

Table 51: Think of your four best friends (the friends you feel closest to). In the past year (12 months), how many of your best friends have: tried to do well in school?

Response	6	8	10	12	Total	
0	0.0	4.2	1.2	3.2	2.1	
1	3.5	3.2	3.5	11.1	4.9	
2	9.4	14.7	16.5	19.0	14.6	
3	17.6	14.7	20.0	25.4	18.9	
4	69.4	63.2	58.8	41.3	59.5	
N of Valid	85	95	85	63	328	
N of Miss	0	3	6	1	10	

Table 52: Think of your four best friends (the friends you feel closest to). In the past year (12 months), how many of your best friends have: used LSD, cocaine, amphetamines, or other illegal drugs?

Response	6	8	10	12	Total	
0	98.8	88.5	80.0	84.4	88.1	
1	1.2	8.3	14.1	9.4	8.2	
2	0.0	2.1	3.5	0.0	1.5	
3	0.0	1.0	1.2	3.1	1.2	
4	0.0	0.0	1.2	3.1	0.9	
N of Valid	83	96	85	64	328	
N of Miss	2	2	6	0	10	

Table 53: Think of your four best friends (the friends you feel closest to). In the past year (12 months), how many of your best friends have: been suspended from school?






Response	6	8	10	12	Total	
0	57.1	55.2	56.5	67.2	58.4	
1	28.6	22.9	23.5	12.5	22.5	
2	8.3	7.3	7.1	6.3	7.3	
3	4.8	8.3	8.2	9.4	7.6	
4	1.2	6.3	4.7	4.7	4.3	
N of Valid	84	96	85	64	329	
N of Miss	1	2	6	0	9	

Table 54: Think of your four best friends (the friends you feel closest to). In the past year (12 months), how many of your best friends have: liked school?






Response	6	8	10	12	Total	
0	20.5	31.9	44.7	35.9	33.1	
1	15.7	12.8	18.8	17.2	16.0	
2	19.3	18.1	9.4	28.1	18.1	
3	14.5	20.2	15.3	10.9	15.6	
4	30.1	17.0	11.8	7.8	17.2	
N of Valid	83	94	85	64	326	
N of Miss	2	4	6	0	12	

Table 55: Think of your four best friends (the friends you feel closest to). In the past year (12 months), how many of your best friends have: carried a handgun?






Response	6	8	10	12	Total	
0	95.2	91.6	82.4	84.4	88.7	
1	3.6	4.2	5.9	6.3	4.9	
2	0.0	3.2	3.5	7.8	3.4	
3	0.0	0.0	2.4	1.6	0.9	
4	1.2	1.1	5.9	0.0	2.1	
N of Valid	84	95	85	64	328	
N of Miss	1	3	6	0	10	

Table 56: Think of your four best friends (the friends you feel closest to). In the past year (12 months), how many of your best friends have: sold illegal drugs?






Response	6	8	10	12	Total	
0	98.8	91.7	88.2	78.1	89.9	
1	0.0	5.2	8.2	6.3	4.9	
2	0.0	3.1	1.2	10.9	3.4	
3	0.0	0.0	1.2	1.6	0.6	
4	1.2	0.0	1.2	3.1	1.2	
N of Valid	82	96	85	64	327	
N of Miss	3	2	6	0	11	

Table 57: Think of your four best friends (the friends you feel closest to). In the past year (12 months), how many of your best friends have: regularly attended religious services?






Response	6	8	10	12	Total	
0	29.5	23.2	14.1	20.3	21.7	
1	16.7	11.6	17.6	18.8	15.8	
2	12.8	9.5	29.4	26.6	18.9	
3	14.1	25.3	16.5	12.5	17.7	
4	26.9	30.5	22.4	21.9	25.8	
N of Valid	78	95	85	64	322	
N of Miss	7	3	6	0	16	

Table 58: Think of your four best friends (the friends you feel closest to). In the past year (12 months), how many of your best friends have: stolen or tried to steal a motor vehicle such as a car or motorcycle?






Response	6	8	10	12	Total	
0	94.0	91.7	95.3	90.6	93.0	
1	6.0	3.1	2.4	9.4	4.9	
2	0.0	2.1	1.2	0.0	0.9	
3	0.0	0.0	1.2	0.0	0.3	
4	0.0	3.1	0.0	0.0	0.9	
N of Valid	83	96	85	64	328	
N of Miss	2	2	6	0	10	

Table 59: Think of your four best friends (the friends you feel closest to). In the past year (12 months), how many of your best friends have: been arrested?

Response	6	8	10	12	Total	
0	92.8	91.7	89.4	85.9	90.2	
1	7.2	5.2	7.1	6.3	6.4	
2	0.0	1.0	2.4	4.7	1.8	
3	0.0	2.1	0.0	3.1	1.2	
4	0.0	0.0	1.2	0.0	0.3	
N of Valid	83	96	85	64	328	
N of Miss	2	2	6	0	10	

Table 60: Think of your four best friends (the friends you feel closest to). In the past year (12 months), how many of your best friends have: dropped out of school?

Response	6	8	10	12	Total	
0	86.9	97.9	91.8	82.8	90.6	
1	8.3	0.0	7.1	14.1	6.7	
2	2.4	0.0	0.0	1.6	0.9	
3	1.2	2.1	0.0	1.6	1.2	
4	1.2	0.0	1.2	0.0	0.6	
N of Valid	84	96	85	64	329	
N of Miss	1	2	6	0	9	

Table 61: Think of your four best friends (the friends you feel closest to). In the past year (12 months), how many of your best friends have: been members of a gang?

Response	6	8	10	12	Total	
0	88.0	78.9	82.4	82.8	82.9	
1	6.0	8.4	9.4	1.6	6.7	
2	3.6	3.2	1.2	0.0	2.1	
3	0.0	2.1	1.2	3.1	1.5	
4	2.4	7.4	5.9	12.5	6.7	
N of Valid	83	95	85	64	327	
N of Miss	2	3	6	0	11	



Table 62: What are the chances you would be seen as cool if you: smoked cigarettes?






Response	6	8	10	12	Total	
No or very little chance	80.5	72.9	64.7	48.4	67.9	
Little chance	9.8	16.7	15.3	29.7	17.1	
Some chance	3.7	5.2	9.4	14.1	7.6	
Pretty good chance	4.9	3.1	4.7	4.7	4.3	
Very good chance	1.2	2.1	5.9	3.1	3.1	
N of Valid	82	96	85	64	327	
N of Miss	3	2	6	0	11	

Table 63: What are the chances you would be seen as cool if you: worked hard at school?






Response	6	8	10	12	Total	
No or very little chance	11.0	12.4	18.8	17.2	14.6	
Little chance	13.4	10.3	23.5	17.2	15.9	
Some chance	15.9	25.8	22.4	31.3	23.5	
Pretty good chance	17.1	21.6	14.1	15.6	17.4	
Very good chance	42.7	29.9	21.2	18.8	28.7	
N of Valid	82	97	85	64	328	
N of Miss	3	1	6	0	10	

Table 64: What are the chances you would be seen as cool if you: began drinking alcoholic beverages regularly, that is, at least once or twice a month?






Response	6	8	10	12	Total	
No or very little chance	78.6	59.4	33.3	30.2	52.0	
Little chance	8.3	19.8	16.7	20.6	16.2	
Some chance	3.6	11.5	19.0	27.0	14.4	
Pretty good chance	6.0	6.3	16.7	15.9	10.7	
Very good chance	3.6	3.1	14.3	6.3	6.7	
N of Valid	84	96	84	63	327	
N of Miss	1	2	7	1	11	

Table 65: What are the chances you would be seen as cool if you: defended someone who was being verbally abused at school?


Response	6	8	10	12	Total	
No or very little chance	30.9	16.5	19.0	14.1	20.2	
Little chance	11.1	8.2	21.4	15.6	13.8	
Some chance	11.1	24.7	26.2	32.8	23.3	
Pretty good chance	17.3	22.7	16.7	21.9	19.6	
Very good chance	29.6	27.8	16.7	15.6	23.0	
N of Valid	81	97	84	64	326	
N of Miss	4	1	7	0	12	

Table 66: What are the chances you would be seen as cool if you: smoked marijuana?


Response	6	8	10	12	Total	
No or very little chance	86.7	77.1	58.3	57.8	70.9	
Little chance	6.0	11.5	15.5	15.6	11.9	
Some chance	1.2	4.2	8.3	14.1	6.4	
Pretty good chance	2.4	4.2	8.3	9.4	5.8	
Very good chance	3.6	3.1	9.5	3.1	4.9	
N of Valid	83	96	84	64	327	
N of Miss	2	2	7	0	11	

Table 67: What are the chances you would be seen as cool if you: carried a handgun?


Response	6	8	10	12	Total	
No or very little chance	82.9	75.0	65.5	75.0	74.5	
Little chance	4.9	8.3	9.5	7.8	7.7	
Some chance	4.9	9.4	9.5	10.9	8.6	
Pretty good chance	4.9	2.1	8.3	3.1	4.6	
Very good chance	2.4	5.2	7.1	3.1	4.6	
N of Valid	82	96	84	64	326	
N of Miss	3	2	7	0	12	

Table 68: What are the chances you would be seen as cool if you: regularly volunteered to do community service?






Response	6	8	10	12	Total	
No or very little chance	38.6	32.3	40.0	32.8	36.0	
Little chance	22.9	27.1	25.9	25.0	25.3	
Some chance	12.0	18.8	21.2	15.6	17.1	
Pretty good chance	7.2	13.5	2.4	14.1	9.1	
Very good chance	19.3	8.3	10.6	12.5	12.5	
N of Valid	83	96	85	64	328	
N of Miss	2	2	6	0	10	

Table 69: How old were you when you first: smoked marijuana?










Response	6	8	10	12	Total	
Never	98.8	92.6	75.0	71.0	85.4	
10 or younger	0.0	2.1	1.1	3.2	1.5	
11	0.0	2.1	4.5	0.0	1.8	
12	0.0	2.1	2.3	3.2	1.8	
13	0.0	1.1	4.5	1.6	1.8	
14	0.0	0.0	9.1	1.6	2.7	
15	1.2	0.0	3.4	6.5	2.4	
16	0.0	0.0	0.0	6.5	1.2	
17 or older	0.0	0.0	0.0	6.5	1.2	
N of Valid	84	94	88	62	328	
N of Miss	1	4	3	2	10	

Table 70: How old were you when you first: smoked a cigarette, even just a puff?










Response	6	8	10	12	Total	
Never	82.9	56.8	48.9	39.7	57.9	
10 or younger	9.8	17.9	27.3	23.8	19.5	
11	3.7	9.5	2.3	4.8	5.2	
12	0.0	10.5	5.7	6.3	5.8	
13	3.7	3.2	5.7	3.2	4.0	
14	0.0	1.1	5.7	4.8	2.7	
15	0.0	0.0	4.5	6.3	2.4	
16	0.0	0.0	0.0	6.3	1.2	
17 or older	0.0	1.1	0.0	4.8	1.2	
N of Valid	82	95	88	63	328	
N of Miss	3	3	3	1	10	

Table 71: How old were you when you first: had more than a sip or two of beer, wine or hard liquor (for example, vodka, whiskey, or gin)?










Response	6	8	10	12	Total	
Never	69.9	47.4	25.3	15.9	41.2	
10 or younger	16.9	20.0	19.5	15.9	18.3	
11	3.6	8.4	5.7	3.2	5.5	
12	7.2	13.7	11.5	3.2	9.5	
13	2.4	8.4	6.9	6.3	6.1	
14	0.0	2.1	18.4	17.5	8.8	
15	0.0	0.0	10.3	14.3	5.5	
16	0.0	0.0	2.3	22.2	4.9	
17 or older	0.0	0.0	0.0	1.6	0.3	
N of Valid	83	95	87	63	328	
N of Miss	2	3	4	1	10	

Table 72: How old were you when you first: began drinking alcoholic beverages regularly, that is, at least once or twice a month?










Response	6	8	10	12	Total	
Never	94.1	88.4	66.7	47.6	76.4	
10 or younger	2.4	4.2	1.1	1.6	2.4	
11	0.0	2.1	2.3	0.0	1.2	
12	2.4	3.2	1.1	0.0	1.8	
13	1.2	1.1	2.3	3.2	1.8	
14	0.0	1.1	14.9	6.3	5.5	
15	0.0	0.0	11.5	17.5	6.4	
16	0.0	0.0	0.0	19.0	3.6	
17 or older	0.0	0.0	0.0	4.8	0.9	
N of Valid	85	95	87	63	330	
N of Miss	0	3	4	1	8	

Table 73: How old were you when you first: used phenoxydine (pox, px, breeze)?


Response	6	8	10	12	Total	
Never	100.0	100.0	100.0	100.0	100.0	
10 or younger	0.0	0.0	0.0	0.0	0.0	
11	0.0	0.0	0.0	0.0	0.0	
12	0.0	0.0	0.0	0.0	0.0	
13	0.0	0.0	0.0	0.0	0.0	
14	0.0	0.0	0.0	0.0	0.0	
15	0.0	0.0	0.0	0.0	0.0	
16	0.0	0.0	0.0	0.0	0.0	
17 or older	0.0	0.0	0.0	0.0	0.0	
N of Valid	82	93	87	62	324	
N of Miss	3	5	4	2	14	

Table 74: How old were you when you first: got suspended from school?










Response	6	8	10	12	Total	
Never	80.7	74.5	65.9	74.6	73.8	
10 or younger	12.0	9.6	8.0	6.3	9.1	
11	3.6	6.4	6.8	3.2	5.2	
12	3.6	4.3	2.3	3.2	3.4	
13	0.0	4.3	3.4	3.2	2.7	
14	0.0	0.0	6.8	1.6	2.1	
15	0.0	1.1	6.8	0.0	2.1	
16	0.0	0.0	0.0	6.3	1.2	
17 or older	0.0	0.0	0.0	1.6	0.3	
N of Valid	83	94	88	63	328	
N of Miss	2	4	3	1	10	

Table 75: How old were you when you first: got arrested?









Response	6	8	10	12	Total	
Never	96.4	95.8	92.9	93.7	94.8	
10 or younger	0.0	1.0	3.5	0.0	1.2	
11	1.2	0.0	0.0	1.6	0.6	
12	2.4	2.1	0.0	1.6	1.5	
13	0.0	1.0	2.4	0.0	0.9	
14	0.0	0.0	0.0	0.0	0.0	
15	0.0	0.0	1.2	0.0	0.3	
16	0.0	0.0	0.0	1.6	0.3	
17 or older	0.0	0.0	0.0	1.6	0.3	
N of Valid	84	96	85	63	328	
N of Miss	1	2	6	1	10	

Table 76: How old were you when you first: carried a handgun?

Response	6	8	10	12	Total	
Never	95.2	92.6	89.8	96.8	93.3	
10 or younger	1.2	3.2	3.4	1.6	2.4	
11	1.2	1.1	0.0	0.0	0.6	
12	2.4	0.0	0.0	1.6	0.9	
13	0.0	3.2	2.3	0.0	1.5	
14	0.0	0.0	1.1	0.0	0.3	
15	0.0	0.0	0.0	0.0	0.0	
16	0.0	0.0	2.3	0.0	0.6	
17 or older	0.0	0.0	1.1	0.0	0.3	
N of Valid	84	95	88	62	329	
N of Miss	1	3	3	2	9	

Table 77: How old were you when you first: attacked someone with the idea of seriously hurting them?

Response	6	8	10	12	Total	
Never	90.5	70.2	72.7	85.7	79.0	
10 or younger	3.6	5.3	4.5	3.2	4.3	
11	3.6	8.5	4.5	3.2	5.2	
12	1.2	3.2	2.3	1.6	2.1	
13	1.2	8.5	3.4	0.0	3.6	
14	0.0	3.2	5.7	1.6	2.7	
15	0.0	1.1	4.5	1.6	1.8	
16	0.0	0.0	2.3	1.6	0.9	
17 or older	0.0	0.0	0.0	1.6	0.3	
N of Valid	84	94	88	63	329	
N of Miss	1	4	3	1	9	

Table 78: How old were you when you first: belonged to a gang?









Response	6	8	10	12	Total	
Never	100.0	92.6	90.9	90.5	93.6	
10 or younger	0.0	2.1	1.1	1.6	1.2	
11	0.0	1.1	0.0	0.0	0.3	
12	0.0	1.1	1.1	1.6	0.9	
13	0.0	3.2	2.3	0.0	1.5	
14	0.0	0.0	1.1	1.6	0.6	
15	0.0	0.0	3.4	1.6	1.2	
16	0.0	0.0	0.0	0.0	0.0	
17 or older	0.0	0.0	0.0	3.2	0.6	
N of Valid	84	95	88	63	330	
N of Miss	1	3	3	1	8	

Table 79: How wrong do you think it is for someone your age to: take a handgun to school?





Response	6	8	10	12	Total	
Very wrong	90.6	84.2	80.7	82.3	84.5	
Wrong	8.2	11.6	12.5	11.3	10.9	
A little bit wrong	0.0	3.2	4.5	3.2	2.7	
Not wrong at all	1.2	1.1	2.3	3.2	1.8	
N of Valid	85	95	88	62	330	
N of Miss	0	3	3	2	8	

Table 80: How wrong do you think it is for someone your age to: steal anything worth more than \$5?





Response	6	8	10	12	Total	
Very wrong	68.2	60.0	58.1	67.7	63.1	
Wrong	24.7	27.4	27.9	25.8	26.5	
A little bit wrong	5.9	11.6	10.5	4.8	8.5	
Not wrong at all	1.2	1.1	3.5	1.6	1.8	
N of Valid	85	95	86	62	328	
N of Miss	0	3	5	2	10	



Table 81: How wrong do you think it is for someone your age to: pick a fight with someone?





Response	6	8	10	12	Total	
Very wrong	51.8	33.3	37.9	38.7	40.3	
Wrong	32.9	33.3	28.7	27.4	30.9	
A little bit wrong	10.6	22.9	26.4	27.4	21.5	
Not wrong at all	4.7	10.4	6.9	6.5	7.3	
N of Valid	85	96	87	62	330	
N of Miss	0	2	4	2	8	

Table 82: How wrong do you think it is for someone your age to: attack someone with the idea of seriously hurting them?





Response	6	8	10	12	Total	
Very wrong	82.4	52.1	54.0	51.6	60.3	
Wrong	9.4	24.0	25.3	22.6	20.3	
A little bit wrong	4.7	15.6	12.6	22.6	13.3	
Not wrong at all	3.5	8.3	8.0	3.2	6.1	
N of Valid	85	96	87	62	330	
N of Miss	0	2	4	2	8	

Table 83: How wrong do you think it is for someone your age to: stay away from school all day when their parents think they are at school?





Response	6	8	10	12	Total	
Very wrong	75.0	61.1	47.7	33.9	56.0	
Wrong	17.9	21.1	27.9	27.4	23.2	
A little bit wrong	4.8	13.7	16.3	21.0	13.5	
Not wrong at all	2.4	4.2	8.1	17.7	7.3	
N of Valid	84	95	86	62	327	
N of Miss	1	3	5	2	11	

Table 84: How wrong do you think it is for someone your age to: drink beer, wine or hard liquor (for example, vodka, whiskey, or gin) regularly?





Response	6	8	10	12	Total	
Very wrong	78.8	55.3	32.6	25.8	49.8	
Wrong	14.1	22.3	23.3	16.1	19.3	
A little bit wrong	2.4	16.0	25.6	37.1	19.0	
Not wrong at all	4.7	6.4	18.6	21.0	11.9	
N of Valid	85	94	86	62	327	
N of Miss	0	4	5	2	11	

Table 85: How wrong do you think it is for someone your age to: smoke cigarettes?





Response	6	8	10	12	Total	
Very wrong	80.0	67.4	47.7	38.7	60.1	
Wrong	11.8	16.8	23.3	14.5	16.8	
A little bit wrong	5.9	10.5	14.0	24.2	12.8	
Not wrong at all	2.4	5.3	15.1	22.6	10.4	
N of Valid	85	95	86	62	328	
N of Miss	0	3	5	2	10	

Table 86: How wrong do you think it is for someone your age to: smoke marijuana?





Response	6	8	10	12	Total	
Very wrong	91.8	78.9	64.4	54.8	73.9	
Wrong	5.9	15.8	13.8	16.1	12.8	
A little bit wrong	0.0	4.2	11.5	16.1	7.3	
Not wrong at all	2.4	1.1	10.3	12.9	6.1	
N of Valid	85	95	87	62	329	
N of Miss	0	3	4	2	9	

Table 87: How wrong do you think it is for someone your age to: use LSD, cocaine, amphetamines or another illegal drug?





Response	6	8	10	12	Total	
Very wrong	91.6	97.9	92.0	85.5	92.4	
Wrong	6.0	2.1	6.9	8.1	5.5	
A little bit wrong	0.0	0.0	0.0	3.2	0.6	
Not wrong at all	2.4	0.0	1.1	3.2	1.5	
N of Valid	83	95	87	62	327	
N of Miss	2	3	4	2	11	

Table 88: At school during the past 12 months, did you receive help from the resource teacher, speech therapist or other special education teacher?



Response	6	8	10	12	Total	
No	70.8	90.1	91.3	96.6	87.0	
Yes	29.2	9.9	8.8	3.4	13.0	
N of Valid	72	91	80	58	301	
N of Miss	13	7	11	6	37	

Table 89: How many times have you done the following things? done what feels good no matter what.







Response	6	8	10	12	Total	
Never	42.9	19.6	16.3	14.8	23.8	
I've done it, but not in the past year	15.5	19.6	16.3	4.9	14.9	
Less than once a month	8.3	3.3	10.5	13.1	8.4	
About once a month	6.0	15.2	8.1	16.4	11.1	
2 or 3 times a month	7.1	14.1	19.8	9.8	13.0	
Once a week or more	20.2	28.3	29.1	41.0	28.8	
N of Valid	84	92	86	61	323	
N of Miss	1	6	5	3	15	

Table 90: How many times have you done the following things? done something dangerous because someone dared you to do it.







Response	6	8	10	12	Total	
Never	70.2	45.3	33.3	39.3	47.4	
I've done it, but not in the past year	19.0	26.3	29.9	23.0	24.8	
Less than once a month	2.4	7.4	14.9	18.0	10.1	
About once a month	1.2	5.3	8.0	11.5	6.1	
2 or 3 times a month	3.6	7.4	6.9	8.2	6.4	
Once a week or more	3.6	8.4	6.9	0.0	5.2	
N of Valid	84	95	87	61	327	
N of Miss	1	3	4	3	11	

Table 91: How many times have you done the following things? done crazy things even if they are a little dangerous.







Response	6	8	10	12	Total	
Never	52.9	30.5	22.1	16.4	31.5	
I've done it, but not in the past year	25.9	21.1	27.9	24.6	24.8	
Less than once a month	10.6	7.4	12.8	11.5	10.4	
About once a month	4.7	12.6	11.6	24.6	12.5	
2 or 3 times a month	1.2	9.5	9.3	11.5	7.6	
Once a week or more	4.7	18.9	16.3	11.5	13.1	
N of Valid	85	95	86	61	327	
N of Miss	0	3	5	3	11	

Table 92: How many times in the past year (12 months) have you: been suspended from school?




Response	6	8	10	12	Total	
Never	87.1	83.9	81.6	90.2	85.3	
1 to 2 times	10.6	15.1	17.2	6.6	12.9	
3 to 5 times	2.4	1.1	1.1	3.3	1.8	
6 to 9 times	0.0	0.0	0.0	0.0	0.0	
10 to 19 times	0.0	0.0	0.0	0.0	0.0	
20 to 29 times	0.0	0.0	0.0	0.0	0.0	
30 to 39 times	0.0	0.0	0.0	0.0	0.0	
40+ times	0.0	0.0	0.0	0.0	0.0	
N of Valid	85	93	87	61	326	
N of Miss	0	5	4	3	12	

Table 93: How many times in the past year (12 months) have you: carried a handgun?






Response	6	8	10	12	Total	
Never	96.5	92.6	91.9	95.0	93.9	
1 to 2 times	2.4	4.2	4.7	5.0	4.0	
3 to 5 times	1.2	2.1	1.2	0.0	1.2	
6 to 9 times	0.0	1.1	0.0	0.0	0.3	
10 to 19 times	0.0	0.0	0.0	0.0	0.0	
20 to 29 times	0.0	0.0	0.0	0.0	0.0	
30 to 39 times	0.0	0.0	0.0	0.0	0.0	
40+ times	0.0	0.0	2.3	0.0	0.6	
N of Valid	85	95	86	60	326	
N of Miss	0	3	5	4	12	

Table 94: How many times in the past year (12 months) have you: sold illegal drugs?







Response	6	8	10	12	Total	
Never	100.0	97.9	92.0	94.9	96.3	
1 to 2 times	0.0	1.1	5.7	1.7	2.2	
3 to 5 times	0.0	0.0	1.1	0.0	0.3	
6 to 9 times	0.0	0.0	1.1	1.7	0.6	
10 to 19 times	0.0	1.1	0.0	0.0	0.3	
20 to 29 times	0.0	0.0	0.0	0.0	0.0	
30 to 39 times	0.0	0.0	0.0	0.0	0.0	
40+ times	0.0	0.0	0.0	1.7	0.3	
N of Valid	84	94	87	59	324	
N of Miss	1	4	4	5	14	

Table 95: How many times in the past year (12 months) have you: stolen or tried to steal a motor vehicle such as a car or motorcycle?






Response	6	8	10	12	Total	
Never	100.0	91.5	98.9	98.3	96.9	
1 to 2 times	0.0	5.3	1.1	1.7	2.2	
3 to 5 times	0.0	1.1	0.0	0.0	0.3	
6 to 9 times	0.0	1.1	0.0	0.0	0.3	
10 to 19 times	0.0	0.0	0.0	0.0	0.0	
20 to 29 times	0.0	0.0	0.0	0.0	0.0	
30 to 39 times	0.0	0.0	0.0	0.0	0.0	
40+ times	0.0	1.1	0.0	0.0	0.3	
N of Valid	84	94	87	60	325	
N of Miss	1	4	4	4	13	

Table 96: How many times in the past year (12 months) have you: participated in clubs, organizations or activities at school?









Response	6	8	10	12	Total	
Never	32.5	13.8	20.9	13.3	20.4	
1 to 2 times	34.9	22.3	19.8	26.7	25.7	
3 to 5 times	9.6	20.2	14.0	13.3	14.6	
6 to 9 times	7.2	9.6	7.0	5.0	7.4	
10 to 19 times	4.8	12.8	7.0	18.3	10.2	
20 to 29 times	1.2	2.1	5.8	1.7	2.8	
30 to 39 times	0.0	1.1	2.3	1.7	1.2	
40+ times	9.6	18.1	23.3	20.0	17.6	
N of Valid	83	94	86	60	323	
N of Miss	2	4	5	4	15	

Table 97: How many times in the past year (12 months) have you: been arrested?





Response	6	8	10	12	Total	
Never	97.6	97.9	96.5	96.7	97.2	
1 to 2 times	2.4	2.1	2.4	1.7	2.2	
3 to 5 times	0.0	0.0	0.0	1.7	0.3	
6 to 9 times	0.0	0.0	1.2	0.0	0.3	
10 to 19 times	0.0	0.0	0.0	0.0	0.0	
20 to 29 times	0.0	0.0	0.0	0.0	0.0	
30 to 39 times	0.0	0.0	0.0	0.0	0.0	
40+ times	0.0	0.0	0.0	0.0	0.0	
N of Valid	84	94	85	60	323	
N of Miss	1	4	6	4	15	

Table 98: How many times in the past year (12 months) have you: done extra work on your own for school?









Response	6	8	10	12	Total	
Never	30.6	35.1	40.0	30.0	34.3	
1 to 2 times	37.6	25.5	14.1	28.3	26.2	
3 to 5 times	12.9	16.0	16.5	16.7	15.4	
6 to 9 times	4.7	13.8	9.4	10.0	9.6	
10 to 19 times	7.1	4.3	5.9	10.0	6.5	
20 to 29 times	1.2	3.2	3.5	1.7	2.5	
30 to 39 times	0.0	0.0	2.4	0.0	0.6	
40+ times	5.9	2.1	8.2	3.3	4.9	
N of Valid	85	94	85	60	324	
N of Miss	0	4	6	4	14	

Table 99: How many times in the past year (12 months) have you: attacked someone with the idea of seriously hurting them?







Response	6	8	10	12	Total	
Never	90.6	74.7	79.1	90.0	82.8	
1 to 2 times	7.1	13.7	11.6	5.0	9.8	
3 to 5 times	1.2	6.3	5.8	1.7	4.0	
6 to 9 times	0.0	0.0	2.3	3.3	1.2	
10 to 19 times	1.2	1.1	1.2	0.0	0.9	
20 to 29 times	0.0	0.0	0.0	0.0	0.0	
30 to 39 times	0.0	0.0	0.0	0.0	0.0	
40+ times	0.0	4.2	0.0	0.0	1.2	
N of Valid	85	95	86	60	326	
N of Miss	0	3	5	4	12	



Table 100: How many times in the past year (12 months) have you: been drunk or high at school?









Response	6	8	10	12	Total	
Never	97.6	93.6	75.9	73.3	86.2	
1 to 2 times	2.4	2.1	14.9	13.3	7.7	
3 to 5 times	0.0	3.2	3.4	6.7	3.1	
6 to 9 times	0.0	0.0	3.4	3.3	1.5	
10 to 19 times	0.0	1.1	0.0	0.0	0.3	
20 to 29 times	0.0	0.0	1.1	0.0	0.3	
30 to 39 times	0.0	0.0	0.0	1.7	0.3	
40+ times	0.0	0.0	1.1	1.7	0.6	
N of Valid	85	94	87	60	326	
N of Miss	0	4	4	4	12	

Table 101: How many times in the past year (12 months) have you: volunteered to do community service?








Response	6	8	10	12	Total	
Never	54.8	66.0	67.8	50.0	60.6	
1 to 2 times	31.0	21.3	14.9	18.3	21.5	
3 to 5 times	4.8	6.4	8.0	6.7	6.5	
6 to 9 times	6.0	4.3	4.6	6.7	5.2	
10 to 19 times	1.2	1.1	1.1	11.7	3.1	
20 to 29 times	1.2	0.0	3.4	1.7	1.5	
30 to 39 times	0.0	0.0	0.0	0.0	0.0	
40+ times	1.2	1.1	0.0	5.0	1.5	
N of Valid	84	94	87	60	325	
N of Miss	1	4	4	4	13	

Table 102: How many times in the past year (12 months) have you: taken a handgun to school?



Response	6	8	10	12	Total	
Never	100.0	98.9	98.9	100.0	99.4	
1 to 2 times	0.0	1.1	1.1	0.0	0.6	
3 to 5 times	0.0	0.0	0.0	0.0	0.0	
6 to 9 times	0.0	0.0	0.0	0.0	0.0	
10 to 19 times	0.0	0.0	0.0	0.0	0.0	
20 to 29 times	0.0	0.0	0.0	0.0	0.0	
30 to 39 times	0.0	0.0	0.0	0.0	0.0	
40+ times	0.0	0.0	0.0	0.0	0.0	
N of Valid	83	94	87	60	324	
N of Miss	2	4	4	4	14	

Table 103: Are you currently on probation, or assigned a probation officer with Juvenile Court?



Response	6	8	10	12	Total	
No	93.9	92.6	96.5	96.7	94.7	
Yes	6.1	7.4	3.5	3.3	5.3	
N of Valid	82	94	86	60	322	
N of Miss	3	4	5	4	16	

Table 104: Have you ever belonged to a gang?






Response	6	8	10	12	Total	
No	89.3	87.4	87.4	91.7	88.7	
No, but would like to	2.4	3.2	0.0	0.0	1.5	
Yes, in the past	8.3	3.2	8.0	1.7	5.5	
Yes, belong now	0.0	5.3	4.6	5.0	3.7	
Yes, but would like to get out	0.0	1.1	0.0	1.7	0.6	
N of Valid	84	95	87	60	326	
N of Miss	1	3	4	4	12	

Table 105: If you have ever belonged to a gang, did that gang have a name?




Response	6	8	10	12	Total	
No	6.0	3.2	11.8	13.6	8.0	
Yes	8.3	9.5	12.9	8.5	9.9	
I have never belonged to a gang	85.7	87.4	75.3	78.0	82.0	
N of Valid	84	95	85	59	323	
N of Miss	1	3	6	5	15	

Table 106: You're looking at CD's in a music store with a friend. You look up and see her slip a CD under her coat. She smiles and says 'Which one do you want? Go ahead, take it while nobody's around.' There is nobody in sight, no employees and no other customers. What would you do now?





Response	6	8	10	12	Total	
Ignore her	15.5	13.8	19.8	35.6	19.8	
Grab a CD and leave the store	2.4	5.3	16.3	8.5	8.0	
Tell her to put the CD back	66.7	45.7	31.4	22.0	43.0	
Act like it is a joke, and ask her to put the CD back	15.5	35.1	32.6	33.9	29.1	
N of Valid	84	94	86	59	323	
N of Miss	1	4	5	5	15	

Table 107: You are visiting another part of town, and you don't know any of the people your age there. You are walking down the street, and some teenager you don't know is walking toward you. He is about your size, and as he is about to pass you, he deliberately bumps into you and you almost lose your balance. What would you say or do?





Response	6	8	10	12	Total	
Push the person back	15.7	32.3	10.7	15.3	19.1	
Say 'Excuse me' and keep on walking	54.2	30.1	33.3	35.6	38.2	
Say 'Watch where you are going' and keep on walking	24.1	30.1	33.3	37.3	30.7	
Swear at the person and walk away	6.0	7.5	22.6	11.9	11.9	
N of Valid	83	93	84	59	319	
N of Miss	2	5	7	5	19	

Table 108: You are at a party at someone's house, and one of your friends offers you a drink containing alcohol. What would you say or do?

Response	6	8	10	12	Total	
Drink it	7.1	16.8	48.8	52.5	29.3	
Tell your friend, 'No thanks, I don't drink' and suggest that you and your friend go and do something else	47.6	32.6	17.4	8.5	28.1	
Just say, 'No thanks' and walk away	33.3	34.7	24.4	35.6	31.8	
Make up a good excuse, tell your friend you had something else to do, and leave	11.9	15.8	9.3	3.4	10.8	
N of Valid	84	95	86	59	324	
N of Miss	1	3	5	5	14	

Table 109: It's 8:00 on a weeknight and you are about to go over to a friend's home when your mother asks you where you are going. You say 'Oh, just going to go hang out with some friends.' She says, 'No, you'll just get into trouble if you go out. Stay home tonight.' What would you do now?

Response	6	8	10	12	Total	
Leave the house anyway	6.0	3.2	9.4	11.9	7.1	
Explain what you are going to do with your friends, tell her when you will get home, and ask if you can go out	51.2	71.3	62.4	52.5	60.2	
Not say anything and start watching TV	38.1	18.1	22.4	23.7	25.5	
Get into an argument with her	4.8	7.4	5.9	11.9	7.1	
N of Valid	84	94	85	59	322	
N of Miss	1	4	6	5	16	

Table 110: How often do you attend religious services or activities?

Response	6	8	10	12	Total	
Never	21.7	16.0	16.5	11.9	16.8	
Rarely	15.7	20.2	22.4	23.7	20.2	
1-2 Times a Month	16.9	11.7	12.9	15.3	14.0	
About Once a Week or More	45.8	52.1	48.2	49.2	48.9	
N of Valid	83	94	85	59	321	
N of Miss	2	4	6	5	17	

Table 111: I do the opposite of what people tell me, just to get them mad.





Response	6	8	10	12	Total	
Very False	51.2	29.5	32.6	36.2	37.2	
Somewhat False	27.4	30.5	29.1	32.8	29.7	
Somewhat True	20.2	36.8	32.6	27.6	29.7	
Very True	1.2	3.2	5.8	3.4	3.4	
N of Valid	84	95	86	58	323	
N of Miss	1	3	5	6	15	

Table 112: I like to see how much I can get away with.





Response	6	8	10	12	Total	
Very False	54.8	35.8	25.6	37.9	38.4	
Somewhat False	25.0	28.4	22.1	13.8	23.2	
Somewhat True	16.7	22.1	38.4	36.2	27.6	
Very True	3.6	13.7	14.0	12.1	10.8	
N of Valid	84	95	86	58	323	
N of Miss	1	3	5	6	15	

Table 113: I ignore rules that get in my way.





Response	6	8	10	12	Total	
Very False	58.8	40.0	30.1	28.6	40.1	
Somewhat False	25.0	31.6	28.9	33.9	29.6	
Somewhat True	12.5	20.0	31.3	26.8	22.3	
Very True	3.8	8.4	9.6	10.7	8.0	
N of Valid	80	95	83	56	314	
N of Miss	5	3	8	8	24	

Table 114: I think sometimes it's okay to cheat at school.





Response	6	8	10	12	Total	
NO!	76.5	37.6	25.0	20.7	41.6	
no	20.0	39.8	19.0	37.9	28.7	
yes	2.4	20.4	36.9	34.5	22.5	
YES!	1.2	2.2	19.0	6.9	7.2	
N of Valid	85	93	84	58	320	
N of Miss	0	5	7	6	18	

Table 115: It is important to think before you act.





Response	6	8	10	12	Total	
NO!	4.7	2.2	1.2	1.7	2.5	
no	3.5	5.4	8.2	1.7	5.0	
yes	21.2	38.7	32.9	43.1	33.3	
YES!	70.6	53.8	57.6	53.4	59.2	
N of Valid	85	93	85	58	321	
N of Miss	0	5	6	6	17	

Table 116: Sometimes I think that life is not worth it.





Response	6	8	10	12	Total	
NO!	54.8	46.2	43.4	43.1	47.2	
no	20.2	21.5	22.9	31.0	23.3	
yes	20.2	19.4	15.7	22.4	19.2	
YES!	4.8	12.9	18.1	3.4	10.4	
N of Valid	84	93	83	58	318	
N of Miss	1	5	8	6	20	

Table 117: At times I think I am no good at all.

Response	6	8	10	12	Total	
NO!	32.1	33.0	39.5	32.8	34.5	
no	23.5	20.9	20.9	24.1	22.2	
yes	27.2	24.2	24.4	31.0	26.3	
YES!	17.3	22.0	15.1	12.1	17.1	
N of Valid	81	91	86	58	316	
N of Miss	4	7	5	6	22	

Table 118: All in all, I am inclined to think that I am a failure.

Response	6	8	10	12	Total	
NO!	59.5	47.3	57.0	43.9	52.5	
no	23.8	23.7	25.6	35.1	26.3	
yes	10.7	21.5	7.0	15.8	13.8	
YES!	6.0	7.5	10.5	5.3	7.5	
N of Valid	84	93	86	57	320	
N of Miss	1	5	5	7	18	

Table 119: In the past year, have you felt depressed or sad MOST days, even if you felt okay sometimes?

Response	6	8	10	12	Total	
NO!	16.9	23.7	23.3	17.2	20.6	
no	21.7	28.0	22.1	25.9	24.4	
yes	45.8	23.7	27.9	39.7	33.4	
YES!	15.7	24.7	26.7	17.2	21.6	
N of Valid	83	93	86	58	320	
N of Miss	2	5	5	6	18	

Table 120: It is all right to beat up people if they start the fight.





Response	6	8	10	12	Total	
NO!	42.4	25.8	18.8	17.2	26.8	
no	23.5	15.1	12.9	15.5	16.8	
yes	15.3	23.7	30.6	37.9	25.9	
YES!	18.8	35.5	37.6	29.3	30.5	
N of Valid	85	93	85	58	321	
N of Miss	0	5	6	6	17	

Table 121: I think it is okay to take something without asking if you can get away with it.





Response	6	8	10	12	Total	
NO!	75.0	65.2	55.3	55.2	63.3	
no	19.0	29.3	29.4	36.2	27.9	
yes	3.6	3.3	11.8	5.2	6.0	
YES!	2.4	2.2	3.5	3.4	2.8	
N of Valid	84	92	85	58	319	
N of Miss	1	6	6	6	19	

Table 122: Sometimes we don't know what we will do as adults, but we may have an idea. Please answer how true these statements may be for you. WHEN I AM AN ADULT I WILL: smoke cigarettes.





Response	6	8	10	12	Total	
NO!	84.7	76.1	62.8	56.9	71.3	
no	12.9	15.2	23.3	29.3	19.3	
yes	1.2	7.6	9.3	8.6	6.5	
YES!	1.2	1.1	4.7	5.2	2.8	
N of Valid	85	92	86	58	321	
N of Miss	0	6	5	6	17	



Table 123: Sometimes we don't know what we will do as adults, but we may have an idea. Please answer how true these statements may be for you. WHEN I AM AN ADULT I WILL: drink beer, wine, or liquor.





Response	6	8	10	12	Total	
NO!	55.4	38.0	22.1	25.9	36.1	
no	15.7	23.9	15.1	8.6	16.6	
yes	25.3	29.3	38.4	46.6	33.9	
YES!	3.6	8.7	24.4	19.0	13.5	
N of Valid	83	92	86	58	319	
N of Miss	2	6	5	6	19	

Table 124: Sometimes we don't know what we will do as adults, but we may have an idea. Please answer how true these statements may be for you. WHEN I AM AN ADULT I WILL: smoke marijuana.





Response	6	8	10	12	Total	
NO!	92.9	86.7	69.8	74.1	81.4	
no	6.0	11.1	17.4	17.2	12.6	
yes	1.2	1.1	8.1	3.4	3.5	
YES!	0.0	1.1	4.7	5.2	2.5	
N of Valid	84	90	86	58	318	
N of Miss	1	8	5	6	20	

Table 125: Sometimes we don't know what we will do as adults, but we may have an idea. Please answer how true these statements may be for you. WHEN I AM AN ADULT I WILL: use LSD, cocaine, amphetamines or another illegal drug.




Response	6	8	10	12	Total	
NO!	95.2	94.6	93.0	89.7	93.4	
no	3.6	5.4	7.0	10.3	6.3	
yes	0.0	0.0	0.0	0.0	0.0	
YES!	1.2	0.0	0.0	0.0	0.3	
N of Valid	83	92	86	58	319	
N of Miss	2	6	5	6	19	

Table 126: How much do you think people risk harming themselves (physically or in other ways) if they: smoked one or more packs of cigarettes per day?

Response	6	8	10	12	Total	
No risk	20.0	5.5	7.1	5.2	9.7	
Slight risk	9.4	8.8	14.3	15.5	11.6	
Moderate risk	20.0	20.9	21.4	27.6	22.0	
Great risk	50.6	64.8	57.1	51.7	56.6	
N of Valid	85	91	84	58	318	
N of Miss	0	7	7	6	20	

Table 127: How much do you think people risk harming themselves (physically or in other ways) if they: try marijuana once or twice?

Response	6	8	10	12	Total	
No risk	23.5	11.1	20.5	25.9	19.6	
Slight risk	17.6	25.6	27.7	27.6	24.4	
Moderate risk	20.0	31.1	25.3	20.7	24.7	
Great risk	38.8	32.2	26.5	25.9	31.3	
N of Valid	85	90	83	58	316	
N of Miss	0	8	8	6	22	

Table 128: How much do you think people risk harming themselves (physically or in other ways) if they: smoke marijuana regularly?

Response	6	8	10	12	Total	
No risk	22.9	6.7	14.6	12.3	14.1	
Slight risk	1.2	4.4	8.5	8.8	5.4	
Moderate risk	8.4	8.9	17.1	21.1	13.1	
Great risk	67.5	80.0	59.8	57.9	67.3	
N of Valid	83	90	82	57	312	
N of Miss	2	8	9	7	26	

Table 129: How much do you think people risk harming themselves (physically or in other ways) if they: take one or two drinks of an alcoholic beverage (beer, wine, liquor) nearly every day?

Response	6	8	10	12	Total	
No risk	28.2	7.8	16.5	17.2	17.3	
Slight risk	18.8	35.6	34.1	34.5	30.5	
Moderate risk	30.6	35.6	29.4	27.6	31.1	
Great risk	22.4	21.1	20.0	20.7	21.1	
N of Valid	85	90	85	58	318	
N of Miss	0	8	6	6	20	

Table 130: How much do you think people risk harming themselves (physically or in other ways) if they: have five or more drinks once or twice each weekend?

Response	6	8	10	12	Total	
No risk	22.4	7.8	16.9	12.1	14.9	
Slight risk	16.5	14.4	25.3	31.0	20.9	
Moderate risk	18.8	31.1	25.3	17.2	23.7	
Great risk	42.4	46.7	32.5	39.7	40.5	
N of Valid	85	90	83	58	316	
N of Miss	0	8	8	6	22	

Table 131: On how many occasions have you had alcoholic beverages (beer, wine or hard liquor) to drink in your lifetime - more than just a few sips?

Response	6	8	10	12	Total	
0	71.4	53.3	31.0	32.8	48.4	
1-2	22.6	21.7	13.1	8.6	17.3	
3-5	4.8	14.1	11.9	5.2	9.4	
6-9	0.0	3.3	10.7	1.7	4.1	
10-19	1.2	4.3	7.1	8.6	5.0	
20-39	0.0	2.2	10.7	13.8	6.0	
40+	0.0	1.1	15.5	29.3	9.7	
N of Valid	84	92	84	58	318	
N of Miss	1	6	7	6	20	

Table 132: On how many occasions have you had beer, wine or hard liquor to drink during the past 30 days?








Response	6	8	10	12	Total	
0	96.3	89.1	67.9	55.2	79.1	
1-2	3.7	7.6	11.9	6.9	7.6	
3-5	0.0	3.3	8.3	15.5	6.0	
6-9	0.0	0.0	4.8	12.1	3.5	
10-19	0.0	0.0	2.4	5.2	1.6	
20-39	0.0	0.0	2.4	3.4	1.3	
40+	0.0	0.0	2.4	1.7	0.9	
N of Valid	82	92	84	58	316	
N of Miss	3	6	7	6	22	

Table 133: On how many occasions have you used marijuana (grass, pot) or hashish (hash, hash oil) in your lifetime?







Response	6	8	10	12	Total	
0	98.8	93.3	77.4	73.7	87.0	
1-2	1.2	4.4	6.0	10.5	5.1	
3-5	0.0	0.0	6.0	0.0	1.6	
6-9	0.0	1.1	2.4	3.5	1.6	
10-19	0.0	1.1	2.4	0.0	0.9	
20-39	0.0	0.0	0.0	0.0	0.0	
40+	0.0	0.0	6.0	12.3	3.8	
N of Valid	85	90	84	57	316	
N of Miss	0	8	7	7	22	

Table 134: On how many occasions have you used marijuana (grass, pot) or hashish (hash, hash oil) during the past 30 days?








Response	6	8	10	12	Total	
0	100.0	97.8	89.3	89.7	94.7	
1-2	0.0	1.1	7.1	5.2	3.1	
3-5	0.0	1.1	0.0	0.0	0.3	
6-9	0.0	0.0	0.0	1.7	0.3	
10-19	0.0	0.0	1.2	0.0	0.3	
20-39	0.0	0.0	0.0	1.7	0.3	
40+	0.0	0.0	2.4	1.7	0.9	
N of Valid	85	91	84	58	318	
N of Miss	0	7	7	6	20	

Table 135: On how many occasions have you used LSD or other psychedelics in your lifetime?



Response	6	8	10	12	Total	
0	100.0	100.0	98.8	98.2	99.4	
1-2	0.0	0.0	1.2	1.8	0.6	
3-5	0.0	0.0	0.0	0.0	0.0	
6-9	0.0	0.0	0.0	0.0	0.0	
10-19	0.0	0.0	0.0	0.0	0.0	
20-39	0.0	0.0	0.0	0.0	0.0	
40+	0.0	0.0	0.0	0.0	0.0	
N of Valid	84	88	83	57	312	
N of Miss	1	10	8	7	26	

Table 136: On how many occasions have you used LSD or other psychedelics during the past 30 days?


Response	6	8	10	12	Total	
0	100.0	100.0	100.0	100.0	100.0	
1-2	0.0	0.0	0.0	0.0	0.0	
3-5	0.0	0.0	0.0	0.0	0.0	
6-9	0.0	0.0	0.0	0.0	0.0	
10-19	0.0	0.0	0.0	0.0	0.0	
20-39	0.0	0.0	0.0	0.0	0.0	
40+	0.0	0.0	0.0	0.0	0.0	
N of Valid	84	90	84	57	315	
N of Miss	1	8	7	7	23	

Table 137: On how many occasions have you used cocaine or crack in your lifetime?





Response	6	8	10	12	Total	
0	100.0	97.8	96.4	94.8	97.5	
1-2	0.0	2.2	1.2	3.4	1.6	
3-5	0.0	0.0	1.2	0.0	0.3	
6-9	0.0	0.0	0.0	0.0	0.0	
10-19	0.0	0.0	0.0	0.0	0.0	
20-39	0.0	0.0	0.0	0.0	0.0	
40+	0.0	0.0	1.2	1.7	0.6	
N of Valid	85	90	84	58	317	
N of Miss	0	8	7	6	21	

Table 138: On how many occasions have you used cocaine or crack during the past 30 days?


Response	6	8	10	12	Total	
0	100.0	100.0	100.0	100.0	100.0	
1-2	0.0	0.0	0.0	0.0	0.0	
3-5	0.0	0.0	0.0	0.0	0.0	
6-9	0.0	0.0	0.0	0.0	0.0	
10-19	0.0	0.0	0.0	0.0	0.0	
20-39	0.0	0.0	0.0	0.0	0.0	
40+	0.0	0.0	0.0	0.0	0.0	
N of Valid	85	90	84	58	317	
N of Miss	0	8	7	6	21	

Table 139: On how many occasions have you sniffed glue, breathed the contents of an aerosol spray can, or inhaled other gases or sprays, in order to get high in your lifetime?








Response	6	8	10	12	Total	
0	90.6	72.2	71.4	84.5	79.2	
1-2	5.9	14.4	9.5	6.9	9.5	
3-5	0.0	2.2	8.3	5.2	3.8	
6-9	2.4	2.2	6.0	0.0	2.8	
10-19	0.0	2.2	3.6	1.7	1.9	
20-39	1.2	1.1	0.0	0.0	0.6	
40+	0.0	5.6	1.2	1.7	2.2	
N of Valid	85	90	84	58	317	
N of Miss	0	8	7	6	21	

Table 140: On how many occasions have you sniffed glue, breathed the contents of an aerosol spray can, or inhaled other gases or sprays, in order to get high during the past 30 days?







Response	6	8	10	12	Total	
0	95.3	90.0	88.1	98.2	92.4	
1-2	3.5	1.1	9.5	1.8	4.1	
3-5	1.2	3.3	1.2	0.0	1.6	
6-9	0.0	2.2	0.0	0.0	0.6	
10-19	0.0	1.1	1.2	0.0	0.6	
20-39	0.0	0.0	0.0	0.0	0.0	
40+	0.0	2.2	0.0	0.0	0.6	
N of Valid	85	90	84	57	316	
N of Miss	0	8	7	7	22	

Table 141: On how many occasions have you used phenoxydine (pox, px, breeze) in your lifetime?


Response	6	8	10	12	Total	
0	100.0	100.0	100.0	100.0	100.0	
1-2	0.0	0.0	0.0	0.0	0.0	
3-5	0.0	0.0	0.0	0.0	0.0	
6-9	0.0	0.0	0.0	0.0	0.0	
10-19	0.0	0.0	0.0	0.0	0.0	
20-39	0.0	0.0	0.0	0.0	0.0	
40+	0.0	0.0	0.0	0.0	0.0	
N of Valid	85	90	84	57	316	
N of Miss	0	8	7	7	22	



Table 142: On how many occasions have you used phenoxydine (pox, px, breeze) during the past 30 days?


Response	6	8	10	12	Total	
0	100.0	100.0	100.0	100.0	100.0	
1-2	0.0	0.0	0.0	0.0	0.0	
3-5	0.0	0.0	0.0	0.0	0.0	
6-9	0.0	0.0	0.0	0.0	0.0	
10-19	0.0	0.0	0.0	0.0	0.0	
20-39	0.0	0.0	0.0	0.0	0.0	
40+	0.0	0.0	0.0	0.0	0.0	
N of Valid	84	90	84	57	315	
N of Miss	1	8	7	7	23	

Table 143: On how many occasions have you used sedatives (tranquilizers, such as Valium or Xanax, barbiturates, or sleeping pills) without a doctor telling you to take them, in your lifetime?








Response	6	8	10	12	Total	
0	95.3	89.9	78.6	80.7	86.7	
1-2	3.5	3.4	6.0	0.0	3.5	
3-5	1.2	2.2	8.3	3.5	3.8	
6-9	0.0	2.2	1.2	1.8	1.3	
10-19	0.0	1.1	1.2	8.8	2.2	
20-39	0.0	0.0	2.4	1.8	1.0	
40+	0.0	1.1	2.4	3.5	1.6	
N of Valid	85	89	84	57	315	
N of Miss	0	9	7	7	23	

Table 144: On how many occasions have you used sedatives (tranquilizers, such as Valium or Xanax, barbiturates, or sleeping pills) without a doctor telling you to take them, during the past 30 days?






Response	6	8	10	12	Total	
0	97.6	95.5	86.7	84.2	91.7	
1-2	1.2	3.4	6.0	7.0	4.1	
3-5	1.2	1.1	6.0	3.5	2.9	
6-9	0.0	0.0	1.2	3.5	1.0	
10-19	0.0	0.0	0.0	1.8	0.3	
20-39	0.0	0.0	0.0	0.0	0.0	
40+	0.0	0.0	0.0	0.0	0.0	
N of Valid	85	89	83	57	314	
N of Miss	0	9	8	7	24	

Table 145: On how many occasions have you used Methamphetamines (meth, speed, crank, crystal meth) in your lifetime?





Response	6	8	10	12	Total	
0	100.0	100.0	95.2	96.5	98.1	
1-2	0.0	0.0	1.2	0.0	0.3	
3-5	0.0	0.0	2.4	0.0	0.6	
6-9	0.0	0.0	0.0	0.0	0.0	
10-19	0.0	0.0	0.0	0.0	0.0	
20-39	0.0	0.0	0.0	0.0	0.0	
40+	0.0	0.0	1.2	3.5	1.0	
N of Valid	85	89	84	57	315	
N of Miss	0	9	7	7	23	

Table 146: On how many occasions have you used Methamphetamines (meth, speed, crank, crystal meth) in the past 30 days?



Response	6	8	10	12	Total	
0	100.0	100.0	97.6	96.5	98.7	
1-2	0.0	0.0	2.4	3.5	1.3	
3-5	0.0	0.0	0.0	0.0	0.0	
6-9	0.0	0.0	0.0	0.0	0.0	
10-19	0.0	0.0	0.0	0.0	0.0	
20-39	0.0	0.0	0.0	0.0	0.0	
40+	0.0	0.0	0.0	0.0	0.0	
N of Valid	85	89	84	57	315	
N of Miss	0	9	7	7	23	

Table 147: On how many occasions have you used stimulants, other than Methamphetamines (such as amphetamines, Ritalin or Dexedrine) without a doctor telling you to take them, in your lifetime?





Response	6	8	10	12	Total	
0	98.8	97.8	95.2	91.2	96.2	
1-2	1.2	2.2	3.6	5.3	2.9	
3-5	0.0	0.0	0.0	1.8	0.3	
6-9	0.0	0.0	1.2	1.8	0.6	
10-19	0.0	0.0	0.0	0.0	0.0	
20-39	0.0	0.0	0.0	0.0	0.0	
40+	0.0	0.0	0.0	0.0	0.0	
N of Valid	84	89	84	57	314	
N of Miss	1	9	7	7	24	

Table 148: On how many occasions have you used stimulants, other than Methamphetamines (such as amphetamines, Ritalin or Dexedrine) without a doctor telling you to take them, during the past 30 days?

Response	6	8	10	12	Total	
0	98.8	100.0	96.4	100.0	98.7	
1-2	1.2	0.0	2.4	0.0	1.0	
3-5	0.0	0.0	0.0	0.0	0.0	
6-9	0.0	0.0	1.2	0.0	0.3	
10-19	0.0	0.0	0.0	0.0	0.0	
20-39	0.0	0.0	0.0	0.0	0.0	
40+	0.0	0.0	0.0	0.0	0.0	
N of Valid	84	89	83	58	314	
N of Miss	1	9	8	6	24	

Table 149: On how many occasions have you used heroin or other opiates in your lifetime?

Response	6	8	10	12	Total	
0	100.0	100.0	97.6	98.3	99.1	
1-2	0.0	0.0	1.2	0.0	0.3	
3-5	0.0	0.0	0.0	0.0	0.0	
6-9	0.0	0.0	1.2	1.7	0.6	
10-19	0.0	0.0	0.0	0.0	0.0	
20-39	0.0	0.0	0.0	0.0	0.0	
40+	0.0	0.0	0.0	0.0	0.0	
N of Valid	85	89	84	58	316	
N of Miss	0	9	7	6	22	

Table 150: On how many occasions have you used heroin or other opiates during the past 30 days?



Response	6	8	10	12	Total	
0	98.8	100.0	100.0	98.3	99.4	
1-2	1.2	0.0	0.0	1.7	0.6	
3-5	0.0	0.0	0.0	0.0	0.0	
6-9	0.0	0.0	0.0	0.0	0.0	
10-19	0.0	0.0	0.0	0.0	0.0	
20-39	0.0	0.0	0.0	0.0	0.0	
40+	0.0	0.0	0.0	0.0	0.0	
N of Valid	85	88	84	58	315	
N of Miss	0	10	7	6	23	

Table 151: On how many occasions have you used MDMA ('X', 'E', or ecstasy) in your lifetime?





Response	6	8	10	12	Total	
0	98.8	98.9	97.6	96.5	98.1	
1-2	1.2	0.0	1.2	1.8	1.0	
3-5	0.0	1.1	1.2	0.0	0.6	
6-9	0.0	0.0	0.0	1.8	0.3	
10-19	0.0	0.0	0.0	0.0	0.0	
20-39	0.0	0.0	0.0	0.0	0.0	
40+	0.0	0.0	0.0	0.0	0.0	
N of Valid	84	89	83	57	313	
N of Miss	1	9	8	7	25	

Table 152: On how many occasions have you used MDMA ('X', 'E', or ecstasy) during the past 30 days?


Response	6	8	10	12	Total	
0	100.0	100.0	100.0	100.0	100.0	
1-2	0.0	0.0	0.0	0.0	0.0	
3-5	0.0	0.0	0.0	0.0	0.0	
6-9	0.0	0.0	0.0	0.0	0.0	
10-19	0.0	0.0	0.0	0.0	0.0	
20-39	0.0	0.0	0.0	0.0	0.0	
40+	0.0	0.0	0.0	0.0	0.0	
N of Valid	84	89	84	57	314	
N of Miss	1	9	7	7	24	

Table 153: On how many occasions have you taken prescription drugs (such as Valium, Xanax, Ritalin, Adderall, OxyContin, Darvocet, or sleeping pills) on your own-that is, without a doctor telling you to take them in your lifetime?








Response	6	8	10	12	Total	
0	95.2	91.0	76.2	77.2	85.7	
1-2	2.4	4.5	6.0	3.5	4.1	
3-5	0.0	2.2	7.1	1.8	2.9	
6-9	1.2	0.0	4.8	5.3	2.5	
10-19	0.0	2.2	2.4	3.5	1.9	
20-39	0.0	0.0	0.0	1.8	0.3	
40+	1.2	0.0	3.6	7.0	2.5	
N of Valid	84	89	84	57	314	
N of Miss	1	9	7	7	24	

Table 154: On how many occasions have you taken prescription drugs (such as Valium, Xanax, Ritalin, Adderall, OxyContin, Darvocet, or sleeping pills) on your own-that is, without a doctor telling you to take them during the past 30 days?







Response	6	8	10	12	Total	
0	97.6	96.6	88.1	80.7	91.7	
1-2	1.2	3.4	6.0	8.8	4.4	
3-5	0.0	0.0	2.4	3.5	1.3	
6-9	1.2	0.0	1.2	5.3	1.6	
10-19	0.0	0.0	0.0	0.0	0.0	
20-39	0.0	0.0	1.2	1.8	0.6	
40+	0.0	0.0	1.2	0.0	0.3	
N of Valid	85	89	84	57	315	
N of Miss	0	9	7	7	23	

Table 155: On how many occasions have you taken non-prescription medicines such as diet pills (for example, Dietac, Dexatrim or Prolamine), stay-awake pills (for example No-Doz, Vivarin, or Wake), or cough or cold medicines (robos, DXM, etc.) to get high in your lifetime?








Response	6	8	10	12	Total	
0	97.6	88.8	86.9	91.2	91.1	
1-2	2.4	4.5	3.6	3.5	3.5	
3-5	0.0	2.2	3.6	0.0	1.6	
6-9	0.0	1.1	2.4	1.8	1.3	
10-19	0.0	1.1	0.0	1.8	0.6	
20-39	0.0	0.0	1.2	0.0	0.3	
40+	0.0	2.2	2.4	1.8	1.6	
N of Valid	84	89	84	57	314	
N of Miss	1	9	7	7	24	

Table 156: On how many occasions have you taken non-prescription medicines such as diet pills (for example, Dietac, Dexatrim or Prolamine), stay-awake pills (for example No-Doz, Vivarin, or Wake), or cough or cold medicines (robos, DXM, etc.) to get high during the past 30 days?







Response	6	8	10	12	Total	
0	100.0	94.4	89.3	93.1	94.3	
1-2	0.0	2.2	7.1	3.4	3.2	
3-5	0.0	2.2	0.0	0.0	0.6	
6-9	0.0	0.0	1.2	3.4	1.0	
10-19	0.0	1.1	1.2	0.0	0.6	
20-39	0.0	0.0	1.2	0.0	0.3	
40+	0.0	0.0	0.0	0.0	0.0	
N of Valid	83	90	84	58	315	
N of Miss	2	8	7	6	23	

Table 157: On how many occasions have you been drunk or very high from drinking alcoholic beverages during the past 30 days?








Response	6	8	10	12	Total	
0	95.2	93.3	77.4	69.0	85.1	
1-2	3.6	3.4	13.1	10.3	7.3	
3-5	1.2	1.1	3.6	8.6	3.2	
6-9	0.0	2.2	2.4	5.2	2.2	
10-19	0.0	0.0	1.2	1.7	0.6	
20-39	0.0	0.0	0.0	1.7	0.3	
40+	0.0	0.0	2.4	3.4	1.3	
N of Valid	84	89	84	58	315	
N of Miss	1	9	7	6	23	



Table 158: Think back over the last two weeks. How many times have you had five or more alcoholic drinks in a row?


Response	6	8	10	12	Total	
None	91.7	87.5	75.9	69.6	82.3	
Once	6.0	9.1	8.4	8.9	8.0	
Twice	2.4	2.3	6.0	8.9	4.5	
3-5 times	0.0	1.1	6.0	5.4	2.9	
6-9 times	0.0	0.0	1.2	3.6	1.0	
10 or more times	0.0	0.0	2.4	3.6	1.3	
N of Valid	84	88	83	56	311	
N of Miss	1	10	8	8	27	

Table 159: Have you ever used smokeless tobacco (chew, snuff, plug, dipping tobacco, or chewing tobacco)?


Response	6	8	10	12	Total	
Never	90.6	79.1	73.5	73.2	79.7	
Once or Twice	7.1	14.0	9.6	14.3	11.0	
Once in a while but not regularly	0.0	3.5	4.8	1.8	2.6	
Regularly in the past	2.4	2.3	3.6	5.4	3.2	
Regularly now	0.0	1.2	8.4	5.4	3.5	
N of Valid	85	86	83	56	310	
N of Miss	0	12	8	8	28	

Table 160: How often have you taken smokeless tobacco during the past 30 days?


Response	6	8	10	12	Total	
Not at all	98.8	96.5	84.3	91.1	92.9	
Once or twice	0.0	1.2	4.8	0.0	1.6	
Once or twice per week	1.2	1.2	2.4	1.8	1.6	
Three to five times per week	0.0	0.0	0.0	0.0	0.0	
About once a day	0.0	1.2	2.4	0.0	1.0	
More than once a day	0.0	0.0	6.0	7.1	2.9	
N of Valid	84	85	83	56	308	
N of Miss	1	13	8	8	30	

Table 161: Have you ever smoked cigarettes?






Response	6	8	10	12	Total	
Never	85.7	60.7	53.6	46.4	63.0	
Once or Twice	13.1	33.3	26.2	23.2	24.0	
Once in a while but not regularly	1.2	3.6	6.0	16.1	5.8	
Regularly in the past	0.0	2.4	6.0	3.6	2.9	
Regularly now	0.0	0.0	8.3	10.7	4.2	
N of Valid	84	84	84	56	308	
N of Miss	1	14	7	8	30	

Table 162: How frequently have you smoked cigarettes during the past 30 days?







Response	6	8	10	12	Total	
Not at all	98.8	94.1	83.3	78.2	89.6	
Less than one cigarette per day	1.2	5.9	7.1	9.1	5.5	
One to five cigarettes per day	0.0	0.0	3.6	3.6	1.6	
About one-half pack per day	0.0	0.0	4.8	3.6	1.9	
About one pack per day	0.0	0.0	1.2	3.6	1.0	
About one and one-half packs per day	0.0	0.0	0.0	1.8	0.3	
Two packs or more per day	0.0	0.0	0.0	0.0	0.0	
N of Valid	85	85	84	55	309	
N of Miss	0	13	7	9	29	

Table 163: During the last month, about how many marijuana cigarettes, or the equivalent, did you smoke a day, on the average?







Response	6	8	10	12	Total	
None	100.0	95.3	89.3	92.7	94.5	
Less than 1 a day	0.0	3.5	6.0	1.8	2.9	
1 a day	0.0	1.2	2.4	0.0	1.0	
2-3 a day	0.0	0.0	0.0	5.5	1.0	
4-6 a day	0.0	0.0	0.0	0.0	0.0	
7-10 a day	0.0	0.0	1.2	0.0	0.3	
11 or more a day	0.0	0.0	1.2	0.0	0.3	
N of Valid	85	85	84	55	309	
N of Miss	0	13	7	9	29	

Table 164: If you drank alcohol (not just a sip or taste) in the past year, how did you usually get it?












Response	6	8	10	12	Total	
I did not drink alcohol in the past year	88.0	73.8	45.0	33.3	62.6	
I bought it myself with a fake ID	0.0	0.0	1.3	0.0	0.3	
I bought it myself without a fake ID	0.0	0.0	0.0	1.9	0.3	
I got it from someone I know age 21 or older	1.2	5.0	16.3	31.5	11.8	
I got it from someone I know under age 21	0.0	2.5	20.0	7.4	7.4	
I got it from my brother or sister	0.0	1.3	0.0	0.0	0.3	
I got it from home with my parents' permission	1.2	6.3	3.8	7.4	4.4	
I got it from home without my parents' permission	1.2	2.5	0.0	1.9	1.3	
I got it from another relative	6.0	0.0	2.5	3.7	3.0	
A stranger bought it for me	0.0	0.0	0.0	3.7	0.7	
I took it from a store or shop	0.0	0.0	0.0	0.0	0.0	
Other	2.4	8.8	11.3	9.3	7.7	
N of Valid	83	80	80	54	297	
N of Miss	2	18	11	10	41	

Table 165: If you drank alcohol (not just a sip or taste) in the past year, where did you usually drink it?

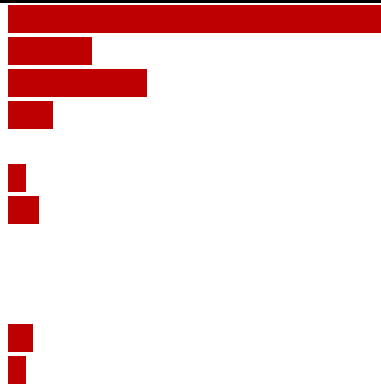
Response	6	8	10	12	Total	
I did not drink alcohol in the past year	83.1	67.1	42.9	35.2	59.5	
at my home	10.8	12.2	10.4	11.1	11.1	
at someone else's home	4.8	17.1	28.6	37.0	20.3	
at an open area like a park, beach, field, back road, woods, or a street corner	0.0	0.0	11.7	9.3	4.7	
at a sporting event or concert	0.0	0.0	1.3	0.0	0.3	
at a restaurant, bar, or a nightclub	1.2	1.2	2.6	5.6	2.4	
at an empty building or a construction site	0.0	0.0	0.0	0.0	0.0	
at a hotel/motel	0.0	0.0	0.0	0.0	0.0	
in a car	0.0	1.2	2.6	1.9	1.4	
at school	0.0	1.2	0.0	0.0	0.3	
N of Valid	83	82	77	54	296	
N of Miss	2	16	14	10	42	

Table 166: If you smoked cigarettes (not just a puff or drag) in the past year, how did you usually get them?












Response	6	8	10	12	Total	
I did not smoke cigarettes in the past year	93.9	84.0	70.7	73.1	81.1	
I bought them myself with a fake ID	1.2	0.0	0.0	0.0	0.3	
I bought them myself without a fake ID	0.0	0.0	1.2	3.8	1.0	
I got them from someone I know age 18 or older	0.0	3.7	8.5	15.4	6.1	
I got them from someone I know under age 18	0.0	2.5	6.1	0.0	2.4	
I got them from my brother or sister	0.0	1.2	1.2	0.0	0.7	
I got them from home with my parents' permission	0.0	0.0	1.2	1.9	0.7	
I got them from home without my parents' permission	2.4	1.2	1.2	1.9	1.7	
I got them from another relative	0.0	2.5	2.4	0.0	1.3	
A stranger bought them for me	0.0	0.0	0.0	0.0	0.0	
I took them from a store or shop	0.0	0.0	1.2	0.0	0.3	
Other	2.4	4.9	6.1	3.8	4.4	
N of Valid	82	81	82	52	297	
N of Miss	3	17	9	12	41	

Table 167: If you smoked cigarettes (not just a puff or drag) in the past year, where did you usually smoke them?

Response	6	8	10	12	Total	
I did not smoke cigarettes in the past year	92.6	83.1	76.9	76.5	82.9	
at my home	2.5	3.6	7.7	11.8	5.8	
at someone else's home	3.7	8.4	3.8	5.9	5.5	
at an open area like a park, beach, field, back road, woods, or a street corner	0.0	3.6	3.8	2.0	2.4	
at a sporting event or concert	0.0	0.0	0.0	0.0	0.0	
at a restaurant, bar, or a nightclub	0.0	0.0	1.3	0.0	0.3	
at an empty building or a construction site	0.0	0.0	2.6	0.0	0.7	
at a hotel/motel	0.0	0.0	0.0	0.0	0.0	
in a car	0.0	0.0	3.8	3.9	1.7	
at school	1.2	1.2	0.0	0.0	0.7	
N of Valid	81	83	78	51	293	
N of Miss	4	15	13	13	45	

Table 168: During the past 30 days, how many times did you ride in a car or other vehicle driven by someone who had been drinking alcohol?

Response	6	8	10	12	Total	
0 times	75.0	60.2	60.2	58.5	64.0	
1 time	10.7	18.1	20.5	11.3	15.5	
2 or 3 times	7.1	9.6	8.4	22.6	10.9	
4 or 5 times	1.2	2.4	6.0	0.0	2.6	
6 or more times	6.0	9.6	4.8	7.5	6.9	
N of Valid	84	83	83	53	303	
N of Miss	1	15	8	11	35	

Table 169: During the past 30 days, how many times did you drive a car or other vehicle when you had been drinking alcohol?







Response	6	8	10	12	Total	
I did not drive a car in the past 30 days	59.0	45.6	41.5	26.4	44.8	
0 times	37.3	48.1	47.6	49.1	45.1	
1 time	1.2	2.5	7.3	18.9	6.4	
2 or 3 times	1.2	1.3	2.4	0.0	1.3	
4 or 5 times	0.0	0.0	0.0	1.9	0.3	
6 or more times	1.2	2.5	1.2	3.8	2.0	
N of Valid	83	79	82	53	297	
N of Miss	2	19	9	11	41	

Table 170: How wrong would most adults (over 21) in your neighborhood think it is for kids your age: to use marijuana?





Response	6	8	10	12	Total	
Very wrong	91.7	78.5	72.2	69.8	79.0	
Wrong	6.0	15.2	11.4	9.4	10.5	
A little bit wrong	1.2	3.8	11.4	15.1	7.1	
Not wrong at all	1.2	2.5	5.1	5.7	3.4	
N of Valid	84	79	79	53	295	
N of Miss	1	19	12	11	43	

Table 171: How wrong would most adults (over 21) in your neighborhood think it is for kids your age: to drink alcohol?





Response	6	8	10	12	Total	
Very wrong	71.4	56.4	46.2	45.3	56.0	
Wrong	17.9	17.9	11.5	11.3	15.0	
A little bit wrong	4.8	17.9	30.8	34.0	20.5	
Not wrong at all	6.0	7.7	11.5	9.4	8.5	
N of Valid	84	78	78	53	293	
N of Miss	1	20	13	11	45	

Table 172: How wrong would most adults (over 21) in your neighborhood think it is for kids your age: to smoke cigarettes?





Response	6	8	10	12	Total	
Very wrong	81.0	64.1	53.2	45.3	62.6	
Wrong	13.1	20.5	16.5	15.1	16.3	
A little bit wrong	3.6	7.7	22.8	26.4	13.9	
Not wrong at all	2.4	7.7	7.6	13.2	7.1	
N of Valid	84	78	79	53	294	
N of Miss	1	20	12	11	44	

Table 173: How much do each of the following statements describe your neighborhood? crime and/or drug selling





Response	6	8	10	12	Total	
NO!	79.8	62.8	57.3	66.0	66.7	
no	10.7	20.5	23.2	26.4	19.5	
yes	3.6	10.3	12.2	5.7	8.1	
YES!	6.0	6.4	7.3	1.9	5.7	
N of Valid	84	78	82	53	297	
N of Miss	1	20	9	11	41	

Table 174: How much do each of the following statements describe your neighborhood? fights





Response	6	8	10	12	Total	
NO!	61.4	54.4	47.6	58.5	55.2	
no	16.9	17.7	30.5	24.5	22.2	
yes	8.4	13.9	15.9	15.1	13.1	
YES!	13.3	13.9	6.1	1.9	9.4	
N of Valid	83	79	82	53	297	
N of Miss	2	19	9	11	41	



Table 175: How much do each of the following statements describe your neighborhood? lots of empty or abandoned buildings





Response	6	8	10	12	Total	
NO!	71.1	53.8	49.4	67.9	60.0	
no	13.3	24.4	25.9	20.8	21.0	
yes	9.6	16.7	14.8	9.4	12.9	
YES!	6.0	5.1	9.9	1.9	6.1	
N of Valid	83	78	81	53	295	
N of Miss	2	20	10	11	43	

Table 176: How much do each of the following statements describe your neighborhood? lots of graffiti





Response	6	8	10	12	Total	
NO!	71.1	69.2	60.5	75.5	68.5	
no	13.3	23.1	30.9	22.6	22.4	
yes	8.4	7.7	6.2	1.9	6.4	
YES!	7.2	0.0	2.5	0.0	2.7	
N of Valid	83	78	81	53	295	
N of Miss	2	20	10	11	43	

Table 177: If I had to move, I would miss the neighborhood I now live in.





Response	6	8	10	12	Total	
NO!	17.6	20.0	19.8	25.0	20.1	
no	14.1	11.3	18.5	9.6	13.8	
yes	22.4	35.0	23.5	36.5	28.5	
YES!	45.9	33.8	38.3	28.8	37.6	
N of Valid	85	80	81	52	298	
N of Miss	0	18	10	12	40	

Table 178: My neighbors notice when I am doing a good job and let me know about it.

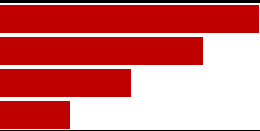
Response	6	8	10	12	Total	
NO!	37.3	45.0	41.5	36.5	40.4	
no	28.9	31.3	29.3	38.5	31.3	
yes	21.7	17.5	20.7	15.4	19.2	
YES!	12.0	6.3	8.5	9.6	9.1	
N of Valid	83	80	82	52	297	
N of Miss	2	18	9	12	41	

Table 179: I like my neighborhood.


Response	6	8	10	12	Total	
NO!	8.6	11.3	9.9	21.6	11.9	
no	14.8	7.5	23.5	13.7	15.0	
yes	30.9	52.5	32.1	35.3	37.9	
YES!	45.7	28.7	34.6	29.4	35.2	
N of Valid	81	80	81	51	293	
N of Miss	4	18	10	13	45	

Table 180: There are lots of adults in my neighborhood I could talk to about something important.


Response	6	8	10	12	Total	
NO!	27.7	21.8	23.5	34.6	26.2	
no	25.3	34.6	28.4	28.8	29.3	
yes	22.9	19.2	23.5	23.1	22.1	
YES!	24.1	24.4	24.7	13.5	22.4	
N of Valid	83	78	81	52	294	
N of Miss	2	20	10	12	44	

Table 181: I'd like to get out of my neighborhood.





Response	6	8	10	12	Total	
NO!	42.2	38.0	33.3	28.8	36.3	
no	28.9	31.6	29.6	32.7	30.5	
yes	15.7	15.2	22.2	19.2	18.0	
YES!	13.3	15.2	14.8	19.2	15.3	
N of Valid	83	79	81	52	295	
N of Miss	2	19	10	12	43	

Table 182: There are people in my neighborhood who are proud of me when I do something well.





Response	6	8	10	12	Total	
NO!	23.8	17.7	23.5	26.9	22.6	
no	13.1	32.9	18.5	15.4	20.3	
yes	31.0	29.1	29.6	38.5	31.4	
YES!	32.1	20.3	28.4	19.2	25.7	
N of Valid	84	79	81	52	296	
N of Miss	1	19	10	12	42	

Table 183: There are people in my neighborhood who encourage me to do my best.





Response	6	8	10	12	Total	
NO!	23.8	20.3	21.5	26.9	22.8	
no	13.1	21.5	16.5	17.3	17.0	
yes	35.7	32.9	27.8	36.5	33.0	
YES!	27.4	25.3	34.2	19.2	27.2	
N of Valid	84	79	79	52	294	
N of Miss	1	19	12	12	44	

Table 184: I feel safe in my neighborhood.





Response	6	8	10	12	Total	
NO!	15.5	11.4	6.3	7.7	10.5	
no	11.9	7.6	11.4	7.7	9.9	
yes	31.0	38.0	41.8	42.3	37.8	
YES!	41.7	43.0	40.5	42.3	41.8	
N of Valid	84	79	79	52	294	
N of Miss	1	19	12	12	44	

Table 185: Which of the following activities for people your age are available in your community? sports teams?



Response	6	8	10	12	Total	
No	14.5	17.9	16.3	23.1	17.4	
Yes	85.5	82.1	83.8	76.9	82.6	
N of Valid	83	78	80	52	293	
N of Miss	2	20	11	12	45	

Table 186: Which of the following activities for people your age are available in your community? scouting?



Response	6	8	10	12	Total	
No	59.0	67.6	61.5	69.2	63.8	
Yes	41.0	32.4	38.5	30.8	36.2	
N of Valid	78	74	78	52	282	
N of Miss	7	24	13	12	56	

Table 187: Which of the following activities for people your age are available in your community? boys and girls clubs?



Response	6	8	10	12	Total	
No	57.7	45.9	59.0	73.1	57.8	
Yes	42.3	54.1	41.0	26.9	42.2	
N of Valid	78	74	78	52	282	
N of Miss	7	24	13	12	56	

Table 188: Which of the following activities for people your age are available in your community? 4-H clubs?



Response	6	8	10	12	Total	
No	45.5	39.0	43.0	51.0	44.0	
Yes	54.5	61.0	57.0	49.0	56.0	
N of Valid	77	77	79	51	284	
N of Miss	8	21	12	13	54	

Table 189: Which of the following activities for people your age are available in your community? service clubs?



Response	6	8	10	12	Total	
No	64.9	63.5	42.3	71.2	59.4	
Yes	35.1	36.5	57.7	28.8	40.6	
N of Valid	77	74	78	52	281	
N of Miss	8	24	13	12	57	

Table 190: If a kid smoked marijuana in your neighborhood would he or she be caught by the police?





Response	6	8	10	12	Total	
NO!	21.7	31.1	35.0	36.5	30.4	
no	19.3	40.5	42.5	42.3	35.3	
yes	24.1	14.9	12.5	15.4	17.0	
YES!	34.9	13.5	10.0	5.8	17.3	
N of Valid	83	74	80	52	289	
N of Miss	2	24	11	12	49	

Table 191: If a kid drank some beer, wine or hard liquor (for example, vodka, whiskey, or gin) in your neighborhood would he or she be caught by the police?





Response	6	8	10	12	Total	
NO!	22.9	40.5	45.0	45.1	37.5	
no	19.3	44.6	41.3	39.2	35.4	
yes	32.5	6.8	8.8	11.8	15.6	
YES!	25.3	8.1	5.0	3.9	11.5	
N of Valid	83	74	80	51	288	
N of Miss	2	24	11	13	50	

Table 192: If a kid carried a handgun in your neighborhood would he or she be caught by the police?





Response	6	8	10	12	Total	
NO!	21.0	31.1	30.0	37.3	29.0	
no	17.3	36.5	27.5	37.3	28.7	
yes	24.7	16.2	21.3	19.6	20.6	
YES!	37.0	16.2	21.3	5.9	21.7	
N of Valid	81	74	80	51	286	
N of Miss	4	24	11	13	52	

Table 193: If you wanted to get some cigarettes, how easy would it be for you to get some?





Response	6	8	10	12	Total	
Very hard	65.1	40.3	25.0	9.8	37.8	
Sort of hard	10.8	25.0	13.8	11.8	15.4	
Sort of easy	13.3	11.1	21.3	23.5	16.8	
Very easy	10.8	23.6	40.0	54.9	30.1	
N of Valid	83	72	80	51	286	
N of Miss	2	26	11	13	52	

Table 194: If you wanted to get some beer, wine or hard liquor (for example, vodka, whiskey, or gin), how easy would it be for you to get some?





Response	6	8	10	12	Total	
Very hard	53.0	28.6	16.5	11.8	29.3	
Sort of hard	18.1	24.3	11.4	11.8	16.6	
Sort of easy	22.9	22.9	21.5	17.6	21.6	
Very easy	6.0	24.3	50.6	58.8	32.5	
N of Valid	83	70	79	51	283	
N of Miss	2	28	12	13	55	

Table 195: If you wanted to get a drug like cocaine, LSD, or amphetamines, how easy would it be for you to get some?





Response	6	8	10	12	Total	
Very hard	89.3	80.3	57.0	52.0	71.5	
Sort of hard	6.0	12.7	20.3	24.0	14.8	
Sort of easy	3.6	4.2	13.9	16.0	8.8	
Very easy	1.2	2.8	8.9	8.0	4.9	
N of Valid	84	71	79	50	284	
N of Miss	1	27	12	14	54	

Table 196: If you wanted to get a handgun, how easy would it be for you to get one?





Response	6	8	10	12	Total	
Very hard	71.1	57.7	36.7	34.0	51.6	
Sort of hard	10.8	9.9	13.9	20.0	13.1	
Sort of easy	8.4	16.9	22.8	18.0	16.3	
Very easy	9.6	15.5	26.6	28.0	19.1	
N of Valid	83	71	79	50	283	
N of Miss	2	27	12	14	55	

Table 197: If you wanted to get some marijuana, how easy would it be for you to get some?





Response	6	8	10	12	Total	
Very hard	87.8	70.4	40.5	24.0	58.9	
Sort of hard	6.1	9.9	11.4	20.0	11.0	
Sort of easy	4.9	7.0	16.5	18.0	11.0	
Very easy	1.2	12.7	31.6	38.0	19.1	
N of Valid	82	71	79	50	282	
N of Miss	3	27	12	14	56	

Table 198: During the past 12 months, have you participated in any alcohol prevention programs or seen any alcohol prevention messages in your school or community?  
Yes, a school-based program focused on preventing underage drinking and/or drinking and driving.



Response	6	8	10	12	Total	
No	56.5	74.5	75.8	76.6	70.7	
Yes	43.5	25.5	24.2	23.4	29.3	
N of Valid	85	98	91	64	338	
N of Miss	0	0	0	0	0	



Table 199: During the past 12 months, have you participated in any alcohol prevention programs or seen any alcohol prevention messages in your school or community? Yes, a community-based program focused on preventing underage drinking and/or drinking and driving (for example, through your church or temple or through youth groups like Boys and Girls Club or 4-H).



Response	6	8	10	12	Total	
No	88.2	96.9	89.0	95.3	92.3	
Yes	11.8	3.1	11.0	4.7	7.7	
N of Valid	85	98	91	64	338	
N of Miss	0	0	0	0	0	

Table 200: During the past 12 months, have you participated in any alcohol prevention programs or seen any alcohol prevention messages in your school or community? Yes, a media campaign addressing underage drinking and/or drinking and driving (for example, newspaper ads, posters, pamphlets, radio, TV).



Response	6	8	10	12	Total	
No	83.5	87.8	91.2	96.9	89.3	
Yes	16.5	12.2	8.8	3.1	10.7	
N of Valid	85	98	91	64	338	
N of Miss	0	0	0	0	0	

Table 201: During the past 12 months, have you participated in any alcohol prevention programs or seen any alcohol prevention messages in your school or community? No



Response	6	8	10	12	Total	
No	52.9	65.3	51.6	48.4	55.3	
Yes	47.1	34.7	48.4	51.6	44.7	
N of Valid	85	98	91	64	338	
N of Miss	0	0	0	0	0	

Table 202: How wrong do your parents feel it would be for YOU to: drink beer, wine or hard liquor (for example, vodka, whiskey or gin) regularly?

Response	6	8	10	12	Total	
Very wrong	83.5	77.1	55.0	46.9	67.6	
Wrong	10.6	14.3	13.8	18.4	13.7	
A little bit wrong	3.5	8.6	28.7	26.5	15.8	
Not wrong at all	2.4	0.0	2.5	8.2	2.8	
N of Valid	85	70	80	49	284	
N of Miss	0	28	11	15	54	

Table 203: How wrong do your parents feel it would be for YOU to: smoke cigarettes?

Response	6	8	10	12	Total	
Very wrong	87.1	85.5	73.8	61.2	78.4	
Wrong	8.2	13.0	12.5	24.5	13.4	
A little bit wrong	2.4	0.0	10.0	4.1	4.2	
Not wrong at all	2.4	1.4	3.8	10.2	3.9	
N of Valid	85	69	80	49	283	
N of Miss	0	29	11	15	55	

Table 204: How wrong do your parents feel it would be for YOU to: smoke marijuana?

Response	6	8	10	12	Total	
Very wrong	96.5	97.1	90.0	83.3	92.6	
Wrong	2.4	1.4	2.5	16.7	4.6	
A little bit wrong	0.0	0.0	3.8	0.0	1.1	
Not wrong at all	1.2	1.4	3.8	0.0	1.8	
N of Valid	85	69	80	48	282	
N of Miss	0	29	11	16	56	

Table 205: How wrong do your parents feel it would be for YOU to: steal something worth more than \$5?





Response	6	8	10	12	Total	
Very wrong	89.0	91.2	78.5	91.8	87.1	
Wrong	7.3	8.8	15.2	8.2	10.1	
A little bit wrong	2.4	0.0	3.8	0.0	1.8	
Not wrong at all	1.2	0.0	2.5	0.0	1.1	
N of Valid	82	68	79	49	278	
N of Miss	3	30	12	15	60	

Table 206: How wrong do your parents feel it would be for YOU to: draw graffiti, write things, or draw pictures on buildings or other property (without the owner's permission)?





Response	6	8	10	12	Total	
Very wrong	83.1	85.5	81.3	77.6	82.2	
Wrong	9.6	7.2	12.5	18.4	11.4	
A little bit wrong	6.0	4.3	5.0	2.0	4.6	
Not wrong at all	1.2	2.9	1.3	2.0	1.8	
N of Valid	83	69	80	49	281	
N of Miss	2	29	11	15	57	

Table 207: How wrong do your parents feel it would be for YOU to: pick a fight with someone?





Response	6	8	10	12	Total	
Very wrong	72.6	50.7	52.5	61.2	59.6	
Wrong	14.3	24.6	26.3	22.4	21.6	
A little bit wrong	8.3	15.9	16.3	10.2	12.8	
Not wrong at all	4.8	8.7	5.0	6.1	6.0	
N of Valid	84	69	80	49	282	
N of Miss	1	29	11	15	56	

Table 208: During the past 12 months, have you talked with at least one of your parents about the dangers of underage drinking and/or drinking and driving? By parents, we mean either your biological parents, adoptive parents, stepparents, or adult guardians - whether or not they live with you.



Response	6	8	10	12	Total	
No	64.2	54.4	65.8	58.3	61.2	
Yes	35.8	45.6	34.2	41.7	38.8	
N of Valid	81	68	79	48	276	
N of Miss	4	30	12	16	62	

Table 209: Have any of your brothers or sisters ever: drunk beer, wine or hard liquor (for example, vodka, whiskey or gin)?




Response	6	8	10	12	Total	
No	69.9	55.9	46.8	36.7	54.1	
Yes	26.5	42.6	49.4	59.2	42.7	
I don't have any brothers or sisters	3.6	1.5	3.8	4.1	3.2	
N of Valid	83	68	79	49	279	
N of Miss	2	30	12	15	59	

Table 210: Have any of your brothers or sisters ever: smoked marijuana?




Response	6	8	10	12	Total	
No	91.6	78.3	68.8	67.3	77.6	
Yes	4.8	20.3	27.5	28.6	19.2	
I don't have any brothers or sisters	3.6	1.4	3.8	4.1	3.2	
N of Valid	83	69	80	49	281	
N of Miss	2	29	11	15	57	

Table 211: Have any of your brothers or sisters ever: smoked cigarettes?




Response	6	8	10	12	Total	
No	73.5	69.1	60.0	54.2	65.2	
Yes	21.7	29.4	36.3	41.7	31.2	
I don't have any brothers or sisters	4.8	1.5	3.8	4.2	3.6	
N of Valid	83	68	80	48	279	
N of Miss	2	30	11	16	59	

Table 212: Have any of your brothers or sisters ever: taken a handgun to school?




Response	6	8	10	12	Total	
No	96.4	95.7	92.5	95.9	95.0	
Yes	0.0	2.9	2.5	0.0	1.4	
I don't have any brothers or sisters	3.6	1.4	5.0	4.1	3.6	
N of Valid	83	69	80	49	281	
N of Miss	2	29	11	15	57	

Table 213: Have any of your brothers or sisters ever: been suspended or expelled from school?




Response	6	8	10	12	Total	
No	72.3	60.9	57.5	75.5	65.8	
Yes	24.1	37.7	38.8	20.4	31.0	
I don't have any brothers or sisters	3.6	1.4	3.8	4.1	3.2	
N of Valid	83	69	80	49	281	
N of Miss	2	29	11	15	57	

Table 214: The rules in my family are clear.

Response	6	8	10	12	Total	
NO!	7.1	4.3	3.8	2.0	4.6	
no	8.3	14.5	16.3	12.2	12.8	
yes	23.8	34.8	37.5	51.0	35.1	
YES!	60.7	46.4	42.5	34.7	47.5	
N of Valid	84	69	80	49	282	
N of Miss	1	29	11	15	56	

Table 215: People in my family often insult or yell at each other.

Response	6	8	10	12	Total	
NO!	31.3	17.4	26.3	16.3	23.8	
no	30.1	33.3	33.8	53.1	35.9	
yes	24.1	23.2	30.0	22.4	25.3	
YES!	14.5	26.1	10.0	8.2	14.9	
N of Valid	83	69	80	49	281	
N of Miss	2	29	11	15	57	

Table 216: When I am not at home, one of my parents knows where I am and who I am with.

Response	6	8	10	12	Total	
NO!	6.0	2.9	6.3	2.0	4.6	
no	9.5	8.8	11.3	10.2	10.0	
yes	15.5	36.8	35.0	44.9	31.3	
YES!	69.0	51.5	47.5	42.9	54.1	
N of Valid	84	68	80	49	281	
N of Miss	1	30	11	15	57	

Table 217: We argue about the same things in my family over and over.

Response	6	8	10	12	Total	
NO!	34.1	21.2	20.0	10.2	22.7	
no	22.0	33.3	28.7	46.9	31.0	
yes	25.6	21.2	32.5	32.7	27.8	
YES!	18.3	24.2	18.8	10.2	18.4	
N of Valid	82	66	80	49	277	
N of Miss	3	32	11	15	61	

Table 218: If you drank some beer or wine or liquor (for example, vodka, whiskey, or gin) without your parents' permission, would you be caught by your parents?

Response	6	8	10	12	Total	
NO!	19.5	19.7	29.1	26.0	23.5	
no	11.0	15.2	35.4	48.0	25.6	
yes	20.7	31.8	16.5	10.0	20.2	
YES!	48.8	33.3	19.0	16.0	30.7	
N of Valid	82	66	79	50	277	
N of Miss	3	32	12	14	61	

Table 219: My family has clear rules about alcohol and drug use.

Response	6	8	10	12	Total	
NO!	7.3	10.6	5.1	3.9	6.9	
no	6.1	6.1	19.2	9.8	10.5	
yes	9.8	33.3	33.3	43.1	28.2	
YES!	76.8	50.0	42.3	43.1	54.5	
N of Valid	82	66	78	51	277	
N of Miss	3	32	13	13	61	

Table 220: If you carried a handgun without your parents' permission, would you be caught by your parents?





Response	6	8	10	12	Total	
NO!	19.3	9.1	19.5	11.8	15.5	
no	0.0	10.6	18.2	31.4	13.4	
yes	8.4	22.7	27.3	21.6	19.5	
YES!	72.3	57.6	35.1	35.3	51.6	
N of Valid	83	66	77	51	277	
N of Miss	2	32	14	13	61	

Table 221: If you skipped school would you be caught by your parents?





Response	6	8	10	12	Total	
NO!	9.8	7.7	24.1	13.7	14.1	
no	4.9	13.8	31.6	31.4	19.5	
yes	20.7	33.8	20.3	23.5	24.2	
YES!	64.6	44.6	24.1	31.4	42.2	
N of Valid	82	65	79	51	277	
N of Miss	3	33	12	13	61	

Table 222: Do you feel very close to your mother?





Response	6	8	10	12	Total	
NO!	6.3	7.6	13.9	11.8	9.8	
no	7.5	13.6	10.1	13.7	10.9	
yes	21.3	21.2	32.9	23.5	25.0	
YES!	65.0	57.6	43.0	51.0	54.3	
N of Valid	80	66	79	51	276	
N of Miss	5	32	12	13	62	



Table 223: Do you share your thoughts and feelings with your mother?

Response	6	8	10	12	Total	
NO!	15.0	21.2	23.1	24.0	20.4	
no	16.3	24.2	26.9	20.0	21.9	
yes	25.0	22.7	29.5	30.0	26.6	
YES!	43.8	31.8	20.5	26.0	31.0	
N of Valid	80	66	78	50	274	
N of Miss	5	32	13	14	64	

Table 224: My parents ask me what I think before most family decisions affecting me are made.

Response	6	8	10	12	Total	
NO!	12.5	16.9	16.5	18.4	15.8	
no	12.5	29.2	27.8	20.4	22.3	
yes	36.3	29.2	40.5	44.9	37.4	
YES!	38.8	24.6	15.2	16.3	24.5	
N of Valid	80	65	79	49	273	
N of Miss	5	33	12	15	65	

Table 225: Do you share your thoughts and feelings with your father?

Response	6	8	10	12	Total	
NO!	21.5	37.5	41.8	30.6	32.8	
no	19.0	31.3	20.3	40.8	26.2	
yes	25.3	12.5	17.7	14.3	18.1	
YES!	34.2	18.8	20.3	14.3	22.9	
N of Valid	79	64	79	49	271	
N of Miss	6	34	12	15	67	

Table 226: Do you enjoy spending time with your mother?





Response	6	8	10	12	Total	
NO!	2.5	4.6	13.9	10.2	7.7	
no	7.4	6.2	6.3	16.3	8.4	
yes	23.5	41.5	38.0	38.8	34.7	
YES!	66.7	47.7	41.8	34.7	49.3	
N of Valid	81	65	79	49	274	
N of Miss	4	33	12	15	64	

Table 227: Do you enjoy spending time with your father?





Response	6	8	10	12	Total	
NO!	8.9	18.8	27.8	16.7	18.1	
no	6.3	10.9	7.6	12.5	8.9	
yes	12.7	26.6	25.3	47.9	25.9	
YES!	72.2	43.8	39.2	22.9	47.0	
N of Valid	79	64	79	48	270	
N of Miss	6	34	12	16	68	

Table 228: If I had a personal problem, I could ask my mom or dad for help.





Response	6	8	10	12	Total	
NO!	6.4	15.4	19.0	18.4	14.4	
no	7.7	15.4	10.1	12.2	11.1	
yes	16.7	24.6	31.6	38.8	26.9	
YES!	69.2	44.6	39.2	30.6	47.6	
N of Valid	78	65	79	49	271	
N of Miss	7	33	12	15	67	

Table 229: Do you feel very close to your father?

Response	6	8	10	12	Total	
NO!	10.4	25.0	30.8	20.8	21.7	
no	9.1	14.1	14.1	25.0	14.6	
yes	20.8	23.4	16.7	35.4	22.8	
YES!	59.7	37.5	38.5	18.8	40.8	
N of Valid	77	64	78	48	267	
N of Miss	8	34	13	16	71	

Table 230: My parents give me lots of chances to do fun things with them.

Response	6	8	10	12	Total	
NO!	8.8	9.4	15.2	12.2	11.4	
no	10.0	20.3	21.5	32.7	19.9	
yes	26.3	37.5	31.6	28.6	30.9	
YES!	55.0	32.8	31.6	26.5	37.9	
N of Valid	80	64	79	49	272	
N of Miss	5	34	12	15	66	

Table 231: My parents ask if I've gotten my homework done.

Response	6	8	10	12	Total	
NO!	3.8	4.7	9.2	16.7	7.9	
no	2.5	4.7	18.4	18.8	10.5	
yes	20.3	34.4	31.6	37.5	30.0	
YES!	73.4	56.3	40.8	27.1	51.7	
N of Valid	79	64	76	48	267	
N of Miss	6	34	15	16	71	

Table 232: People in my family have serious arguments.

Response	6	8	10	12	Total	
NO!	26.9	21.3	24.0	22.9	24.0	
no	37.2	36.1	41.3	45.8	39.7	
yes	19.2	23.0	24.0	20.8	21.8	
YES!	16.7	19.7	10.7	10.4	14.5	
N of Valid	78	61	75	48	262	
N of Miss	7	37	16	16	76	

Table 233: Would your parents know if you did not come home on time?

Response	6	8	10	12	Total	
NO!	10.4	6.3	7.9	6.3	8.0	
no	2.6	17.5	10.5	12.5	10.2	
yes	24.7	33.3	40.8	35.4	33.3	
YES!	62.3	42.9	40.8	45.8	48.5	
N of Valid	77	63	76	48	264	
N of Miss	8	35	15	16	74	

Table 234: It is important to be honest with your parents, even if they become upset or you get punished.

Response	6	8	10	12	Total	
NO!	4.9	8.1	11.8	8.3	8.2	
no	1.2	12.9	15.8	12.5	10.1	
yes	19.8	33.9	26.3	45.8	29.6	
YES!	74.1	45.2	46.1	33.3	52.1	
N of Valid	81	62	76	48	267	
N of Miss	4	36	15	16	71	

Table 235: My parents notice when I am doing a good job and let me know about it.


Response	6	8	10	12	Total	
Never or Almost Never	6.2	6.5	10.4	16.7	9.3	
Sometimes	22.2	27.4	24.7	33.3	26.1	
Often	25.9	35.5	32.5	29.2	30.6	
All the time	45.7	30.6	32.5	20.8	34.0	
N of Valid	81	62	77	48	268	
N of Miss	4	36	14	16	70	

Table 236: How often do your parents tell you they're proud of you for something you've done?


Response	6	8	10	12	Total	
Never or Almost Never	4.9	4.9	10.3	19.1	9.0	
Sometimes	21.0	32.8	28.2	27.7	27.0	
Often	23.5	26.2	34.6	34.0	29.2	
All the time	50.6	36.1	26.9	19.1	34.8	
N of Valid	81	61	78	47	267	
N of Miss	4	37	13	17	71	

Table 237: How many brothers and sisters, including stepbrothers and stepsisters, do you have that are younger than you?

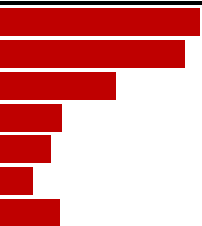
Response	6	8	10	12	Total	
0	33.8	23.0	28.2	39.6	30.7	
1	26.3	27.9	26.9	33.3	28.1	
2	17.5	24.6	10.3	16.7	16.9	
3	3.8	11.5	11.5	4.2	7.9	
4	6.3	3.3	9.0	4.2	6.0	
5	5.0	1.6	3.8	0.0	3.0	
6 or more	7.5	8.2	10.3	2.1	7.5	
N of Valid	80	61	78	48	267	
N of Miss	5	37	13	16	71	

Table 238: How many brothers and sisters, including stepbrothers and stepsisters, do you have that are older than you?








Response	6	8	10	12	Total	
0	25.3	33.9	26.0	29.2	28.1	
1	28.9	17.7	27.3	27.1	25.6	
2	16.9	16.1	16.9	16.7	16.7	
3	10.8	14.5	10.4	16.7	12.6	
4	6.0	8.1	7.8	4.2	6.7	
5	4.8	3.2	2.6	2.1	3.3	
6 or more	7.2	6.5	9.1	4.2	7.0	
N of Valid	83	62	77	48	270	
N of Miss	2	36	14	16	68	

Table 239: Have you changed homes in the past year (the last 12 months)?



Response	6	8	10	12	Total	
No	64.2	66.7	68.4	81.3	69.1	
Yes	35.8	33.3	31.6	18.8	30.9	
N of Valid	81	60	76	48	265	
N of Miss	4	38	15	16	73	

Table 240: How many times have you changed homes since kindergarten?






Response	6	8	10	12	Total	
Never	39.5	21.3	23.7	25.5	28.3	
1 or 2 times	24.7	44.3	32.9	42.6	34.7	
3 or 4 times	17.3	19.7	18.4	14.9	17.7	
5 or 6 times	11.1	8.2	14.5	10.6	11.3	
7 or more times	7.4	6.6	10.5	6.4	7.9	
N of Valid	81	61	76	47	265	
N of Miss	4	37	15	17	73	

Table 241: Have you changed schools (including changing from elementary to middle and middle to high school) in the past year?



Response	6	8	10	12	Total	
No	67.1	75.4	76.3	72.3	72.6	
Yes	32.9	24.6	23.7	27.7	27.4	
N of Valid	82	61	76	47	266	
N of Miss	3	37	15	17	72	

Table 242: How many times have you changed schools since kindergarten (including changing from elementary to middle and middle to high school)?






Response	6	8	10	12	Total	
Never	33.3	33.3	27.6	34.0	31.8	
1 or 2 times	42.9	45.0	23.7	36.2	36.7	
3 or 4 times	19.0	18.3	30.3	21.3	22.5	
5 or 6 times	3.6	3.3	13.2	2.1	6.0	
7 or more times	1.2	0.0	5.3	6.4	3.0	
N of Valid	84	60	76	47	267	
N of Miss	1	38	15	17	71	

Table 243: Has anyone in your family ever had severe alcohol or drug problems?



Response	6	8	10	12	Total	
No	66.7	50.0	57.7	59.6	59.0	
Yes	33.3	50.0	42.3	40.4	41.0	
N of Valid	81	60	78	47	266	
N of Miss	4	38	13	17	72	

Table 244: About how many adults (over 21) have you known personally who in the past year have: used marijuana, crack, cocaine, or other drugs?






Response	6	8	10	12	Total	
0	75.6	55.0	47.4	42.6	56.9	
1	14.6	21.7	16.7	17.0	17.2	
2	4.9	6.7	11.5	8.5	7.9	
3-4	3.7	8.3	14.1	2.1	7.5	
5+	1.2	8.3	10.3	29.8	10.5	
N of Valid	82	60	78	47	267	
N of Miss	3	38	13	17	71	

Table 245: About how many adults (over 21) have you known personally who in the past year have: sold or dealt drugs?






Response	6	8	10	12	Total	
0	82.9	61.7	62.8	61.7	68.5	
1	11.0	23.3	19.2	12.8	16.5	
2	2.4	5.0	3.8	10.6	4.9	
3-4	3.7	3.3	9.0	2.1	4.9	
5+	0.0	6.7	5.1	12.8	5.2	
N of Valid	82	60	78	47	267	
N of Miss	3	38	13	17	71	

Table 246: About how many adults (over 21) have you known personally who in the past year have: done other things that could get them in trouble with the police, like stealing, selling stolen goods, mugging or assaulting others, etc.?






Response	6	8	10	12	Total	
0	75.3	57.6	51.9	59.6	61.7	
1	13.6	15.3	18.2	10.6	14.8	
2	3.7	13.6	11.7	10.6	9.5	
3-4	3.7	6.8	11.7	2.1	6.4	
5+	3.7	6.8	6.5	17.0	7.6	
N of Valid	81	59	77	47	264	
N of Miss	4	39	14	17	74	



Table 247: About how many adults (over 21) have you known personally who in the past year have: gotten drunk or high?










Response	6	8	10	12	Total	
0	51.9	25.0	24.4	27.7	33.5	
1	21.0	26.7	16.7	8.5	18.8	
2	8.6	13.3	17.9	8.5	12.4	
3-4	4.9	15.0	7.7	8.5	8.6	
5+	13.6	20.0	33.3	46.8	26.7	
N of Valid	81	60	78	47	266	
N of Miss	4	38	13	17	72	

Table 248: How honest were you in filling out this survey?

Response	6	8	10	12	Total	
I was very honest	81.7	76.7	82.1	85.1	81.3	
I was honest pretty much of the time	17.1	18.3	15.4	14.9	16.5	
I was honest some of the time	1.2	3.3	1.3	0.0	1.5	
I was honest once in a while	0.0	1.7	1.3	0.0	0.7	
I was not honest at all	0.0	0.0	0.0	0.0	0.0	
N of Valid	82	60	78	47	267	
N of Miss	3	38	13	17	71	