

2008 APNA

Arkansas Prevention Needs Assessment Student Survey



Ouachita County Frequency Distribution Report

Office of Alcohol and Drug Abuse Prevention
Division of Behavioral Health Services
Arkansas Department of Human Services
March 2009

Contents

1 INTRODUCTION

12

2 PERCENTAGE TABLES

17

List of Tables

1	Sex	18
2	Age	18
3	Are you Hispanic or Latino?	18
4	What is your race? Black or African American	19
5	What is your race? Asian	19
6	What is your race? American Indian	19
7	What is your race? Alaska Native	19
8	What is your race? White	20
9	What is your race? Native Hawaiian or Other Pacific Islander	20
10	What is your race? Other	20
11	What is the highest level of schooling completed by your mother or father?	21
12	Think of where you live most of the time. Which of the following people live there with you? Mother	21
13	Think of where you live most of the time. Which of the following people live there with you? Stepmother	21
14	Think of where you live most of the time. Which of the following people live there with you? Foster Mother	22
15	Think of where you live most of the time. Which of the following people live there with you? Grandmother	22
16	Think of where you live most of the time. Which of the following people live there with you? Aunt	22
17	Think of where you live most of the time. Which of the following people live there with you? Father	22

18	Think of where you live most of the time. Which of the following people live there with you? Stepfather	23
19	Think of where you live most of the time. Which of the following people live there with you? Foster Father	23
20	Think of where you live most of the time. Which of the following people live there with you? Grandfather	23
21	Think of where you live most of the time. Which of the following people live there with you? Uncle	23
22	Think of where you live most of the time. Which of the following people live there with you? Other Adults	24
23	Think of where you live most of the time. Which of the following people live there with you? Brother(s)	24
24	Think of where you live most of the time. Which of the following people live there with you? Stepbrother(s)	24
25	Think of where you live most of the time. Which of the following people live there with you? Sister(s)	24
26	Think of where you live most of the time. Which of the following people live there with you? Stepsister(s)	25
27	Think of where you live most of the time. Which of the following people live there with you? Other Children	25
28	In my school, students have lots of chances to help decide things like class activities and rules.	25
29	Teachers ask me to work on special classroom projects.	26
30	My teacher(s) notices when I am doing a good job and lets me know about it.	26
31	There are lots of chances for students in my school to get involved in sports, clubs, and other school activities outside of class. . . .	26
32	There are lots of chances for students in my school to talk with a teacher one-on-one.	27

33	I feel safe at my school.	27
34	The school lets my parents know when I have done something well.	27
35	My teachers praise me when I work hard in school.	28
36	Are your school grades better than the grades of most students in your class?	28
37	I have lots of chances to be part of class discussions or activities.	28
38	Now thinking back over the past year in school, how often did you: enjoy being in school?	29
39	Now thinking back over the past year in school, how often did you: hate being in school?	29
40	Now thinking back over the past year in school, how often did you: try to do your best work in school?	29
41	How often do you feel that the school work you are assigned is meaningful and important?	30
42	Putting them all together, what were your grades like last year?	30
43	How important do you think the things you are learning in school are going to be for your later life?	30
44	How interesting are most of your courses to you?	31
45	During the LAST FOUR WEEKS how many whole days of school have you missed because you skipped or 'cut'?	31
46	Think of your four best friends (the friends you feel closest to). In the past year (12 months), how many of your best friends have: participated in clubs, organizations or activities at school?	31
47	Think of your four best friends (the friends you feel closest to). In the past year (12 months), how many of your best friends have: smoked cigarettes?	32

48	Think of your four best friends (the friends you feel closest to). In the past year (12 months), how many of your best friends have: tried beer, wine or hard liquor (for example, vodka, whiskey, or gin) when their parents didn't know about it?	32
49	Think of your four best friends (the friends you feel closest to). In the past year (12 months), how many of your best friends have: made a commitment to stay drug-free?	32
50	Think of your four best friends (the friends you feel closest to). In the past year (12 months), how many of your best friends have: used marijuana?	33
51	Think of your four best friends (the friends you feel closest to). In the past year (12 months), how many of your best friends have: tried to do well in school?	33
52	Think of your four best friends (the friends you feel closest to). In the past year (12 months), how many of your best friends have: used LSD, cocaine, amphetamines, or other illegal drugs?	33
53	Think of your four best friends (the friends you feel closest to). In the past year (12 months), how many of your best friends have: been suspended from school?	34
54	Think of your four best friends (the friends you feel closest to). In the past year (12 months), how many of your best friends have: liked school?	34
55	Think of your four best friends (the friends you feel closest to). In the past year (12 months), how many of your best friends have: carried a handgun?	34
56	Think of your four best friends (the friends you feel closest to). In the past year (12 months), how many of your best friends have: sold illegal drugs?	35
57	Think of your four best friends (the friends you feel closest to). In the past year (12 months), how many of your best friends have: regularly attended religious services?	35

58	Think of your four best friends (the friends you feel closest to). In the past year (12 months), how many of your best friends have: stolen or tried to steal a motor vehicle such as a car or motorcycle?	35
59	Think of your four best friends (the friends you feel closest to). In the past year (12 months), how many of your best friends have: been arrested?	36
60	Think of your four best friends (the friends you feel closest to). In the past year (12 months), how many of your best friends have: dropped out of school?	36
61	Think of your four best friends (the friends you feel closest to). In the past year (12 months), how many of your best friends have: been members of a gang?	36
62	What are the chances you would be seen as cool if you: smoked cigarettes?	37
63	What are the chances you would be seen as cool if you: worked hard at school?	37
64	What are the chances you would be seen as cool if you: began drinking alcoholic beverages regularly, that is, at least once or twice a month?	37
65	What are the chances you would be seen as cool if you: defended someone who was being verbally abused at school?	38
66	What are the chances you would be seen as cool if you: smoked marijuana?	38
67	What are the chances you would be seen as cool if you: carried a handgun?	38
68	What are the chances you would be seen as cool if you: regularly volunteered to do community service?	39
69	How old were you when you first: smoked marijuana?	39
70	How old were you when you first: smoked a cigarette, even just a puff?	40

71	How old were you when you first: had more than a sip or two of beer, wine or hard liquor (for example, vodka, whiskey, or gin)?	40
72	How old were you when you first: began drinking alcoholic beverages regularly, that is, at least once or twice a month?	41
73	How old were you when you first: used phenoxydine (pox, px, breeze)?	41
74	How old were you when you first: got suspended from school?	42
75	How old were you when you first: got arrested?	42
76	How old were you when you first: carried a handgun?	43
77	How old were you when you first: attacked someone with the idea of seriously hurting them?	43
78	How old were you when you first: belonged to a gang?	44
79	How wrong do you think it is for someone your age to: take a handgun to school?	44
80	How wrong do you think it is for someone your age to: steal anything worth more than \$5?	44
81	How wrong do you think it is for someone your age to: pick a fight with someone?	45
82	How wrong do you think it is for someone your age to: attack someone with the idea of seriously hurting them?	45
83	How wrong do you think it is for someone your age to: stay away from school all day when their parents think they are at school?	45
84	How wrong do you think it is for someone your age to: drink beer, wine or hard liquor (for example, vodka, whiskey, or gin) regularly?	46
85	How wrong do you think it is for someone your age to: smoke cigarettes?	46

86	How wrong do you think it is for someone your age to: smoke marijuana?	46
87	How wrong do you think it is for someone your age to: use LSD, cocaine, amphetamines or another illegal drug?	47
88	At school during the past 12 months, did you receive help from the resource teacher, speech therapist or other special education teacher?	47
89	How many times have you done the following things? done what feels good no matter what.	47
90	How many times have you done the following things? done something dangerous because someone dared you to do it.	48
91	How many times have you done the following things? done crazy things even if they are a little dangerous.	48
92	How many times in the past year (12 months) have you: been suspended from school?	49
93	How many times in the past year (12 months) have you: carried a handgun?	49
94	How many times in the past year (12 months) have you: sold illegal drugs?	50
95	How many times in the past year (12 months) have you: stolen or tried to steal a motor vehicle such as a car or motorcycle?	50
96	How many times in the past year (12 months) have you: participated in clubs, organizations or activities at school?	51
97	How many times in the past year (12 months) have you: been arrested?	51
98	How many times in the past year (12 months) have you: done extra work on your own for school?	52
99	How many times in the past year (12 months) have you: attacked someone with the idea of seriously hurting them?	52

100	How many times in the past year (12 months) have you: been drunk or high at school?	53
101	How many times in the past year (12 months) have you: volunteered to do community service?	53
102	How many times in the past year (12 months) have you: taken a handgun to school?	54
103	Are you currently on probation, or assigned a probation officer with Juvenile Court?	54
104	Have you ever belonged to a gang?	54
105	If you have ever belonged to a gang, did that gang have a name?	55
106	You're looking at CD's in a music store with a friend. You look up and see her slip a CD under her coat. She smiles and says 'Which one do you want? Go ahead, take it while nobody's around.' There is nobody in sight, no employees and no other customers. What would you do now?	55
107	You are visiting another part of town, and you don't know any of the people your age there. You are walking down the street, and some teenager you don't know is walking toward you. He is about your size, and as he is about to pass you, he deliberately bumps into you and you almost lose your balance. What would you say or do?	55
108	You are at a party at someone's house, and one of your friends offers you a drink containing alcohol. What would you say or do?	56
109	It's 8:00 on a weeknight and you are about to go over to a friend's home when your mother asks you where you are going. You say 'Oh, just going to go hang out with some friends.' She says, 'No, you'll just get into trouble if you go out. Stay home tonight.' What would you do now?	56
110	How often do you attend religious services or activities?	56
111	I do the opposite of what people tell me, just to get them mad.	57
112	I like to see how much I can get away with.	57

113	I ignore rules that get in my way.	57
114	I think sometimes it's okay to cheat at school.	58
115	It is important to think before you act.	58
116	Sometimes I think that life is not worth it.	58
117	At times I think I am no good at all.	59
118	All in all, I am inclined to think that I am a failure.	59
119	In the past year, have you felt depressed or sad MOST days, even if you felt okay sometimes?	59
120	It is all right to beat up people if they start the fight.	60
121	I think it is okay to take something without asking if you can get away with it.	60
122	Sometimes we don't know what we will do as adults, but we may have an idea. Please answer how true these statements may be for you. WHEN I AM AN ADULT I WILL: smoke cigarettes.	60
123	Sometimes we don't know what we will do as adults, but we may have an idea. Please answer how true these statements may be for you. WHEN I AM AN ADULT I WILL: drink beer, wine, or liquor.	61
124	Sometimes we don't know what we will do as adults, but we may have an idea. Please answer how true these statements may be for you. WHEN I AM AN ADULT I WILL: smoke marijuana.	61
125	Sometimes we don't know what we will do as adults, but we may have an idea. Please answer how true these statements may be for you. WHEN I AM AN ADULT I WILL: use LSD, cocaine, amphetamines or another illegal drug.	61
126	How much do you think people risk harming themselves (physically or in other ways) if they: smoked one or more packs of cigarettes per day?	62

127	How much do you think people risk harming themselves (physically or in other ways) if they: try marijuana once or twice?	62
128	How much do you think people risk harming themselves (physically or in other ways) if they: smoke marijuana regularly?	62
129	How much do you think people risk harming themselves (physically or in other ways) if they: take one or two drinks of an alcoholic beverage (beer, wine, liquor) nearly every day?	63
130	How much do you think people risk harming themselves (physically or in other ways) if they: have five or more drinks once or twice each weekend?	63
131	On how many occasions have you had alcoholic beverages (beer, wine or hard liquor) to drink in your lifetime - more than just a few sips?	63
132	On how many occasions have you had beer, wine or hard liquor to drink during the past 30 days?	64
133	On how many occasions have you used marijuana (grass, pot) or hashish (hash, hash oil) in your lifetime?	64
134	On how many occasions have you used marijuana (grass, pot) or hashish (hash, hash oil) during the past 30 days?	65
135	On how many occasions have you used LSD or other psychedelics in your lifetime?	65
136	On how many occasions have you used LSD or other psychedelics during the past 30 days?	66
137	On how many occasions have you used cocaine or crack in your lifetime?	66
138	On how many occasions have you used cocaine or crack during the past 30 days?	67
139	On how many occasions have you sniffed glue, breathed the contents of an aerosol spray can, or inhaled other gases or sprays, in order to get high in your lifetime?	67

140	On how many occasions have you sniffed glue, breathed the contents of an aerosol spray can, or inhaled other gases or sprays, in order to get high during the past 30 days?	68
141	On how many occasions have you used phenoxydine (pox, px, breeze) in your lifetime?	68
142	On how many occasions have you used phenoxydine (pox, px, breeze) during the past 30 days?	69
143	On how many occasions have you used sedatives (tranquilizers, such as Valium or Xanax, barbiturates, or sleeping pills) without a doctor telling you to take them, in your lifetime?	69
144	On how many occasions have you used sedatives (tranquilizers, such as Valium or Xanax, barbiturates, or sleeping pills) without a doctor telling you to take them, during the past 30 days?	70
145	On how many occasions have you used Methamphetamines (meth, speed, crank, crystal meth) in your lifetime?	70
146	On how many occasions have you used Methamphetamines (meth, speed, crank, crystal meth) in the past 30 days?	71
147	On how many occasions have you used stimulants, other than Methamphetamines (such as amphetamines, Ritalin or Dexedrine) without a doctor telling you to take them, in your lifetime?	71
148	On how many occasions have you used stimulants, other than Methamphetamines (such as amphetamines, Ritalin or Dexedrine) without a doctor telling you to take them, during the past 30 days?	72
149	On how many occasions have you used heroin or other opiates in your lifetime?	72
150	On how many occasions have you used heroin or other opiates during the past 30 days?	73
151	On how many occasions have you used MDMA ('X', 'E', or ecstasy) in your lifetime?	73

152	On how many occasions have you used MDMA ('X', 'E', or ecstasy) during the past 30 days?	74
153	On how many occasions have you taken prescription drugs (such as Valium, Xanax, Ritalin, Adderall, OxyContin, Darvocet, or sleeping pills) on your own-that is, without a doctor telling you to take them in your lifetime?	74
154	On how many occasions have you taken prescription drugs (such as Valium, Xanax, Ritalin, Adderall, OxyContin, Darvocet, or sleeping pills) on your own-that is, without a doctor telling you to take them during the past 30 days?	75
155	On how many occasions have you taken non-prescription medicines such as diet pills (for example, Dietac, Dexatrim or Prolamine), stay-awake pills (for example No-Doz, Vivarin, or Wake), or cough or cold medicines (robos, DXM, etc.) to get high in your lifetime?	75
156	On how many occasions have you taken non-prescription medicines such as diet pills (for example, Dietac, Dexatrim or Prolamine), stay-awake pills (for example No-Doz, Vivarin, or Wake), or cough or cold medicines (robos, DXM, etc.) to get high during the past 30 days?	76
157	On how many occasions have you been drunk or very high from drinking alcoholic beverages during the past 30 days?	76
158	Think back over the last two weeks. How many times have you had five or more alcoholic drinks in a row?	77
159	Have you ever used smokeless tobacco (chew, snuff, plug, dipping tobacco, or chewing tobacco)?	77
160	How often have you taken smokeless tobacco during the past 30 days?	77
161	Have you ever smoked cigarettes?	78
162	How frequently have you smoked cigarettes during the past 30 days?	78

163	During the last month, about how many marijuana cigarettes, or the equivalent, did you smoke a day, on the average?	79
164	If you drank alcohol (not just a sip or taste) in the past year, how did you usually get it?	79
165	If you drank alcohol (not just a sip or taste) in the past year, where did you usually drink it?	80
166	If you smoked cigarettes (not just a puff or drag) in the past year, how did you usually get them?	81
167	If you smoked cigarettes (not just a puff or drag) in the past year, where did you usually smoke them?	82
168	During the past 30 days, how many times did you ride in a car or other vehicle driven by someone who had been drinking alcohol?	82
169	During the past 30 days, how many times did you drive a car or other vehicle when you had been drinking alcohol?	83
170	How wrong would most adults (over 21) in your neighborhood think it is for kids your age: to use marijuana?	83
171	How wrong would most adults (over 21) in your neighborhood think it is for kids your age: to drink alcohol?	83
172	How wrong would most adults (over 21) in your neighborhood think it is for kids your age: to smoke cigarettes?	84
173	How much do each of the following statements describe your neighborhood? crime and/or drug selling	84
174	How much do each of the following statements describe your neighborhood? fights	84
175	How much do each of the following statements describe your neighborhood? lots of empty or abandoned buildings	85
176	How much do each of the following statements describe your neighborhood? lots of graffiti	85
177	If I had to move, I would miss the neighborhood I now live in.	85

178	My neighbors notice when I am doing a good job and let me know about it.	86
179	I like my neighborhood.	86
180	There are lots of adults in my neighborhood I could talk to about something important.	86
181	I'd like to get out of my neighborhood.	87
182	There are people in my neighborhood who are proud of me when I do something well.	87
183	There are people in my neighborhood who encourage me to do my best.	87
184	I feel safe in my neighborhood.	88
185	Which of the following activities for people your age are available in your community? sports teams?	88
186	Which of the following activities for people your age are available in your community? scouting?	88
187	Which of the following activities for people your age are available in your community? boys and girls clubs?	89
188	Which of the following activities for people your age are available in your community? 4-H clubs?	89
189	Which of the following activities for people your age are available in your community? service clubs?	89
190	If a kid smoked marijuana in your neighborhood would he or she be caught by the police?	90
191	If a kid drank some beer, wine or hard liquor (for example, vodka, whiskey, or gin) in your neighborhood would he or she be caught by the police?	90
192	If a kid carried a handgun in your neighborhood would he or she be caught by the police?	90

193	If you wanted to get some cigarettes, how easy would it be for you to get some?	91
194	If you wanted to get some beer, wine or hard liquor (for example, vodka, whiskey, or gin), how easy would it be for you to get some?	91
195	If you wanted to get a drug like cocaine, LSD, or amphetamines, how easy would it be for you to get some?	91
196	If you wanted to get a handgun, how easy would it be for you to get one?	92
197	If you wanted to get some marijuana, how easy would it be for you to get some?	92
198	During the past 12 months, have you participated in any alcohol prevention programs or seen any alcohol prevention messages in your school or community? Yes, a school-based program focused on preventing underage drinking and/or drinking and driving.	92
199	During the past 12 months, have you participated in any alcohol prevention programs or seen any alcohol prevention messages in your school or community? Yes, a community-based program focused on preventing underage drinking and/or drinking and driving (for example, through your church or temple or through youth groups like Boys and Girls Club or 4-H).	93
200	During the past 12 months, have you participated in any alcohol prevention programs or seen any alcohol prevention messages in your school or community? Yes, a media campaign addressing underage drinking and/or drinking and driving (for example, newspaper ads, posters, pamphlets, radio, TV).	93
201	During the past 12 months, have you participated in any alcohol prevention programs or seen any alcohol prevention messages in your school or community? No	93
202	How wrong do your parents feel it would be for YOU to: drink beer, wine or hard liquor (for example, vodka, whiskey or gin) regularly?	94
203	How wrong do your parents feel it would be for YOU to: smoke cigarettes?	94

204	How wrong do your parents feel it would be for YOU to: smoke marijuana?	94
205	How wrong do your parents feel it would be for YOU to: steal something worth more than \$5?	95
206	How wrong do your parents feel it would be for YOU to: draw graffiti, write things, or draw pictures on buildings or other property (without the owner's permission)?	95
207	How wrong do your parents feel it would be for YOU to: pick a fight with someone?	95
208	During the past 12 months, have you talked with at least one of your parents about the dangers of underage drinking and/or drinking and driving? By parents, we mean either your biological parents, adoptive parents, stepparents, or adult guardians - whether or not they live with you.	96
209	Have any of your brothers or sisters ever: drunk beer, wine or hard liquor (for example, vodka, whiskey or gin)?	96
210	Have any of your brothers or sisters ever: smoked marijuana?	96
211	Have any of your brothers or sisters ever: smoked cigarettes?	97
212	Have any of your brothers or sisters ever: taken a handgun to school?	97
213	Have any of your brothers or sisters ever: been suspended or expelled from school?	97
214	The rules in my family are clear.	98
215	People in my family often insult or yell at each other.	98
216	When I am not at home, one of my parents knows where I am and who I am with.	98
217	We argue about the same things in my family over and over.	99

218	If you drank some beer or wine or liquor (for example, vodka, whiskey, or gin) without your parents' permission, would you be caught by your parents?	99
219	My family has clear rules about alcohol and drug use.	99
220	If you carried a handgun without your parents' permission, would you be caught by your parents?	100
221	If you skipped school would you be caught by your parents?	100
222	Do you feel very close to your mother?	100
223	Do you share your thoughts and feelings with your mother?	101
224	My parents ask me what I think before most family decisions affecting me are made.	101
225	Do you share your thoughts and feelings with your father?	101
226	Do you enjoy spending time with your mother?	102
227	Do you enjoy spending time with your father?	102
228	If I had a personal problem, I could ask my mom or dad for help.	102
229	Do you feel very close to your father?	103
230	My parents give me lots of chances to do fun things with them.	103
231	My parents ask if I've gotten my homework done.	103
232	People in my family have serious arguments.	104
233	Would your parents know if you did not come home on time?	104
234	It is important to be honest with your parents, even if they become upset or you get punished.	104
235	My parents notice when I am doing a good job and let me know about it.	105

236	How often do your parents tell you they're proud of you for something you've done?	105
237	How many brothers and sisters, including stepbrothers and step-sisters, do you have that are younger than you?	105
238	How many brothers and sisters, including stepbrothers and step-sisters, do you have that are older than you?	106
239	Have you changed homes in the past year (the last 12 months)?	106
240	How many times have you changed homes since kindergarten? .	106
241	Have you changed schools (including changing from elementary to middle and middle to high school) in the past year?	107
242	How many times have you changed schools since kindergarten (including changing from elementary to middle and middle to high school)?	107
243	Has anyone in your family ever had severe alcohol or drug problems?	107
244	About how many adults (over 21) have you known personally who in the past year have: used marijuana, crack, cocaine, or other drugs?	108
245	About how many adults (over 21) have you known personally who in the past year have: sold or dealt drugs?	108
246	About how many adults (over 21) have you known personally who in the past year have: done other things that could get them in trouble with the police, like stealing, selling stolen goods, mugging or assaulting others, etc.?	108
247	About how many adults (over 21) have you known personally who in the past year have: gotten drunk or high?	109
248	How honest were you in filling out this survey?	109

List of Figures

1	Grade Chart	13
2	Gender Chart	14
3	Age Chart	15
4	Ethnic Origin Chart	16

1 INTRODUCTION

This report was generated from data collected on the *2008 Arkansas Prevention Needs Assessment Student Survey*. This report contains basic frequency tables of all data collected and graphs on the selected demographic variables of grade, gender, age and ethnic origin. The graph on ethnic origin is represented as a bar chart rather than as a pie chart. This is because students were allowed to mark more than one response for ethnic origin as opposed to being allowed to mark only one response. The bars represent the percent of students who marked each of the ethnic categories.

Questions regarding the information found in this report can be directed to:

Pride Surveys

160 Vanderbilt Court
Bowling Green, KY 42103
1-800-279-6361
www.pridesurveys.com

Grade Chart

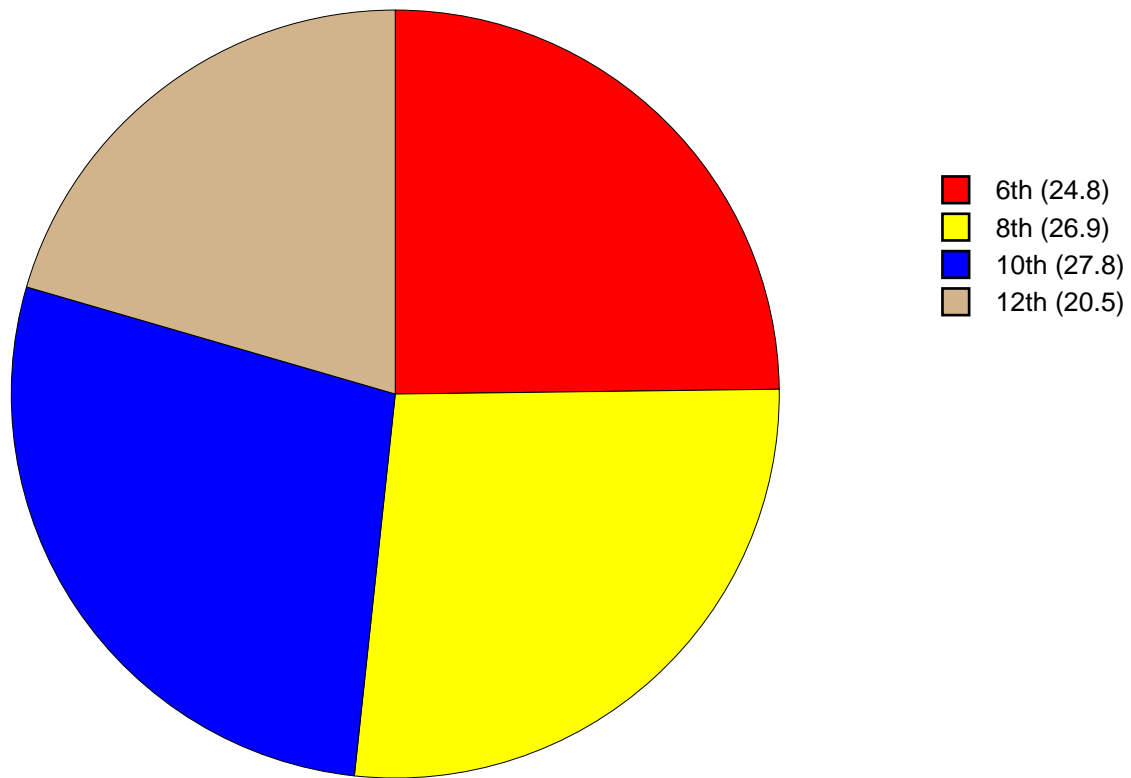


Figure 1: Grade Chart

Gender Chart

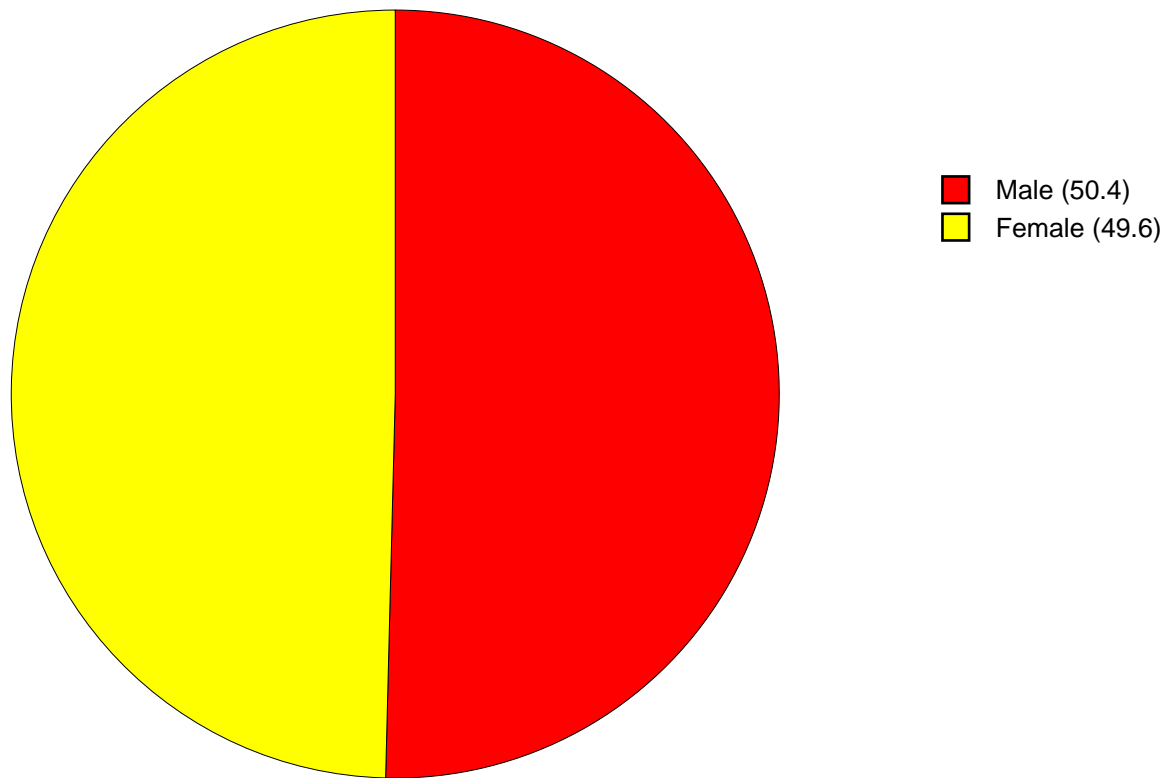


Figure 2: Gender Chart

Age Chart

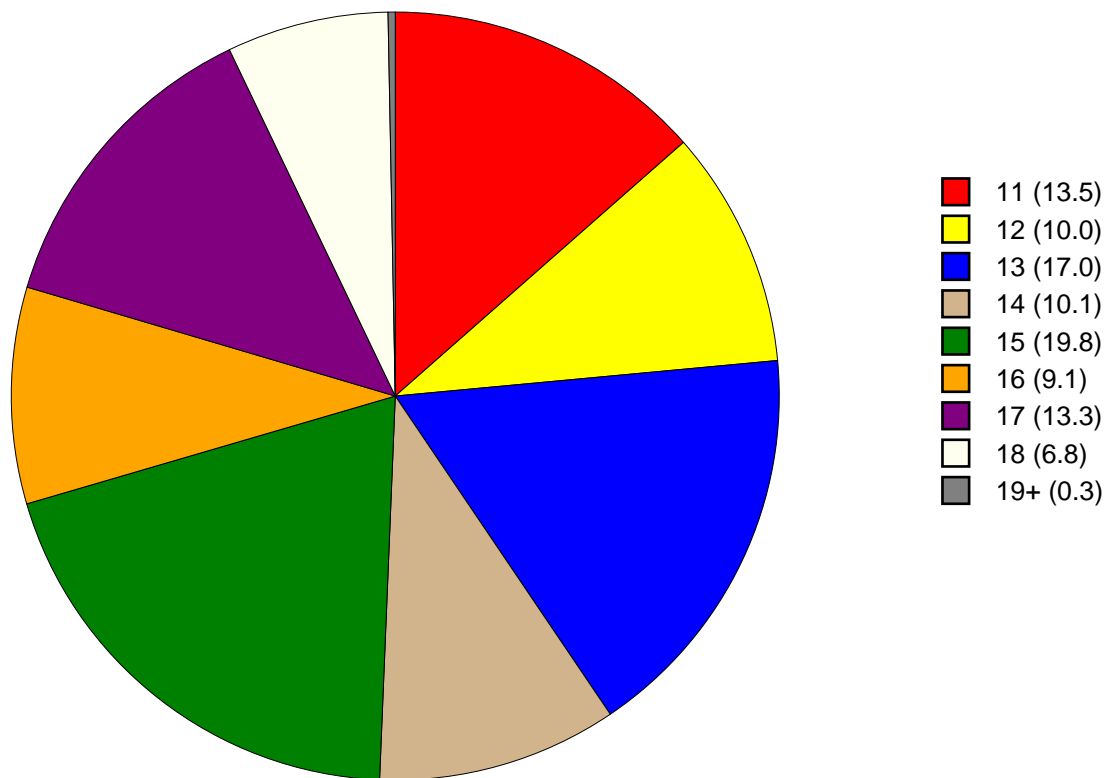


Figure 3: Age Chart

Ethnic Origin Chart

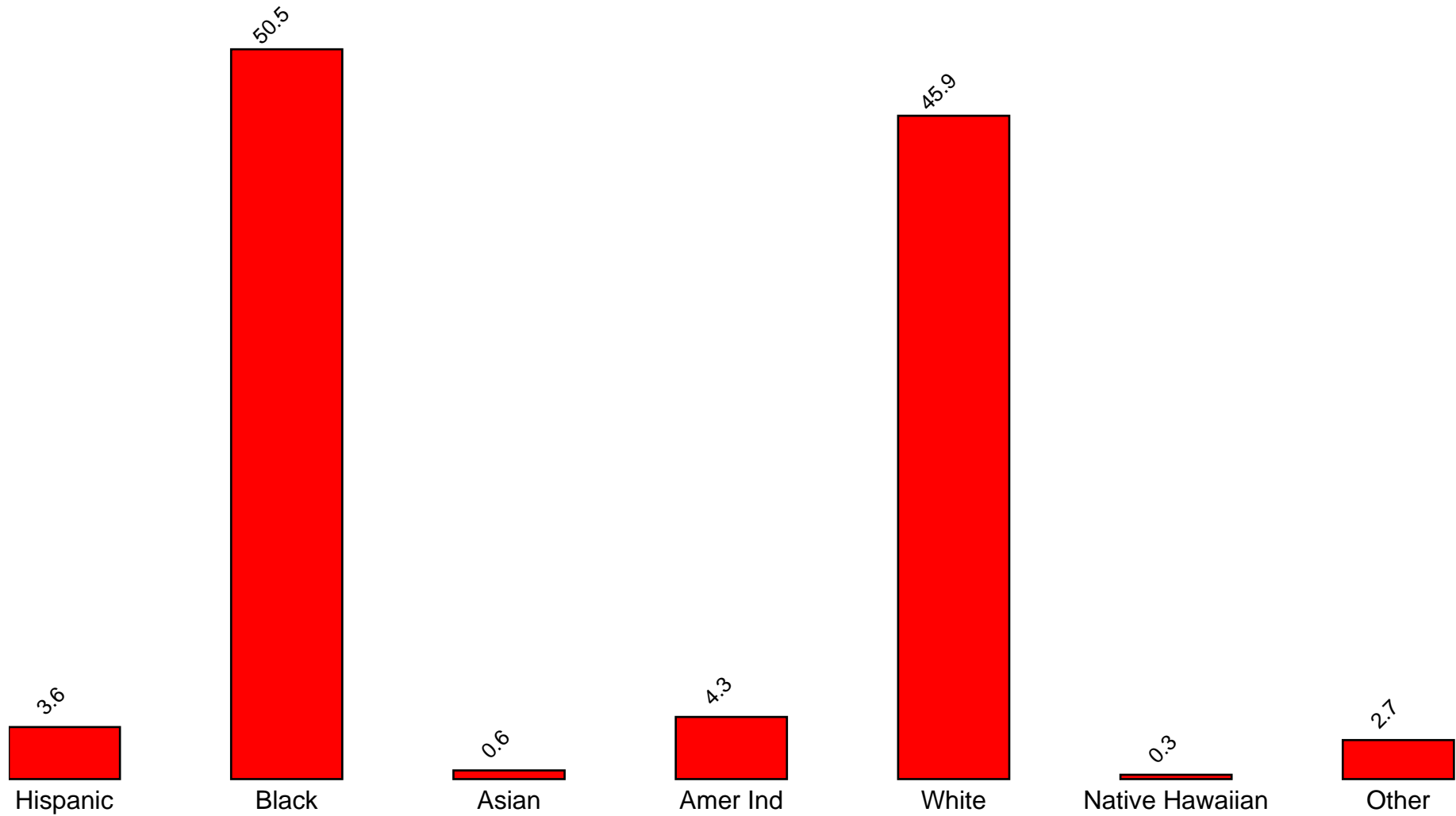


Figure 4: Ethnic Origin Chart

2 PERCENTAGE TABLES

The following tables contain frequency distribution detailing how your students responded to each question on the survey. The tables appear in the same order as the questions on the survey. The tables include breakdowns by grade level as well as overall percentages. The *N of Valid* row is a frequency count of the number of valid responses to each question for each grade and overall. The *N of Miss* row is a frequency count of the number of invalid (marked more than one response) or missing (i.e. did not respond) responses to each question for each grade and overall.

For the questions that allowed more than one response (i.e. race, live with, etc.) each response becomes a separate table. If a student did not mark the response, that was counted as a NO response, and if they did mark the response, that was counted as a YES response. Since a non response is a valid response for these questions, the *N of Miss* will always be zero for these questions.

Table 1: Sex

Response	6	8	10	12	Total	
Male	52.5	51.5	50.2	46.7	50.4	
Female	47.5	48.5	49.8	53.3	49.6	
N of Valid	217	233	241	180	871	
N of Miss	2	5	5	1	13	

Table 2: Age

Response	6	8	10	12	Total	
10 or younger	0.0	0.0	0.0	0.0	0.0	
11	54.3	0.0	0.0	0.0	13.5	
12	39.7	0.4	0.0	0.0	10.0	
13	5.0	58.9	0.0	0.0	17.0	
14	0.9	36.9	0.0	0.0	10.1	
15	0.0	3.4	67.8	0.0	19.8	
16	0.0	0.4	31.0	1.7	9.1	
17	0.0	0.0	1.2	63.3	13.3	
18	0.0	0.0	0.0	33.3	6.8	
19 or older	0.0	0.0	0.0	1.7	0.3	
N of Valid	219	236	245	180	880	
N of Miss	0	2	1	1	4	

Table 3: Are you Hispanic or Latino?

Response	6	8	10	12	Total	
No	97.8	96.4	94.5	97.2	96.4	
Yes	2.2	3.6	5.5	2.8	3.6	
N of Valid	186	225	237	178	826	
N of Miss	33	13	9	3	58	

Table 4: What is your race? Black or African American



Response	6	8	10	12	Total	
No	48.4	51.3	49.2	49.2	49.5	
Yes	51.6	48.7	50.8	50.8	50.5	
N of Valid	219	238	246	181	884	
N of Miss	0	0	0	0	0	

Table 5: What is your race? Asian



Response	6	8	10	12	Total	
No	99.5	100.0	99.2	98.9	99.4	
Yes	0.5	0.0	0.8	1.1	0.6	
N of Valid	219	238	246	181	884	
N of Miss	0	0	0	0	0	

Table 6: What is your race? American Indian



Response	6	8	10	12	Total	
No	93.2	96.6	95.5	97.8	95.7	
Yes	6.8	3.4	4.5	2.2	4.3	
N of Valid	219	238	246	181	884	
N of Miss	0	0	0	0	0	

Table 7: What is your race? Alaska Native


Response	6	8	10	12	Total	
No	100.0	100.0	100.0	100.0	100.0	
Yes	0.0	0.0	0.0	0.0	0.0	
N of Valid	219	238	246	181	884	
N of Miss	0	0	0	0	0	

Table 8: What is your race? White



Response	6	8	10	12	Total	
No	57.1	52.1	53.3	54.1	54.1	
Yes	42.9	47.9	46.7	45.9	45.9	
N of Valid	219	238	246	181	884	
N of Miss	0	0	0	0	0	

Table 9: What is your race? Native Hawaiian or Other Pacific Islander



Response	6	8	10	12	Total	
No	99.5	99.2	100.0	100.0	99.7	
Yes	0.5	0.8	0.0	0.0	0.3	
N of Valid	219	238	246	181	884	
N of Miss	0	0	0	0	0	

Table 10: What is your race? Other



Response	6	8	10	12	Total	
No	98.2	97.1	96.7	97.2	97.3	
Yes	1.8	2.9	3.3	2.8	2.7	
N of Valid	219	238	246	181	884	
N of Miss	0	0	0	0	0	

Table 11: What is the highest level of schooling completed by your mother or father?

Response	6	8	10	12	Total
Completed grade school or less	2.4	1.3	0.4	1.1	1.3
Some high school	2.9	5.6	4.5	10.2	5.6
Completed high school	15.4	20.7	27.3	35.6	24.3
Some college	11.1	14.7	15.7	19.8	15.1
Completed college	25.5	25.4	28.9	22.0	25.7
Graduate or professional school after college	6.3	7.8	11.6	7.9	8.5
Don't know	35.6	24.6	11.2	2.8	19.0
Does not apply	1.0	0.0	0.4	0.6	0.5
N of Valid	208	232	242	177	859
N of Miss	11	6	4	4	25

Table 12: Think of where you live most of the time. Which of the following people live there with you? Mother

Response	6	8	10	12	Total
No	18.7	18.1	18.7	15.5	17.9
Yes	81.3	81.9	81.3	84.5	82.1
N of Valid	219	238	246	181	884
N of Miss	0	0	0	0	0

Table 13: Think of where you live most of the time. Which of the following people live there with you? Stepmother

Response	6	8	10	12	Total
No	95.9	93.7	94.3	96.1	94.9
Yes	4.1	6.3	5.7	3.9	5.1
N of Valid	219	238	246	181	884
N of Miss	0	0	0	0	0

Table 14: Think of where you live most of the time. Which of the following people live there with you? Foster Mother



Response	6	8	10	12	Total	
No	99.5	99.2	99.6	100.0	99.5	
Yes	0.5	0.8	0.4	0.0	0.5	
N of Valid	219	238	246	181	884	
N of Miss	0	0	0	0	0	

Table 15: Think of where you live most of the time. Which of the following people live there with you? Grandmother



Response	6	8	10	12	Total	
No	80.4	87.4	84.6	87.8	85.0	
Yes	19.6	12.6	15.4	12.2	15.0	
N of Valid	219	238	246	181	884	
N of Miss	0	0	0	0	0	

Table 16: Think of where you live most of the time. Which of the following people live there with you? Aunt



Response	6	8	10	12	Total	
No	93.2	94.1	92.7	96.7	94.0	
Yes	6.8	5.9	7.3	3.3	6.0	
N of Valid	219	238	246	181	884	
N of Miss	0	0	0	0	0	

Table 17: Think of where you live most of the time. Which of the following people live there with you? Father



Response	6	8	10	12	Total	
No	57.5	54.6	57.3	50.8	55.3	
Yes	42.5	45.4	42.7	49.2	44.7	
N of Valid	219	238	246	181	884	
N of Miss	0	0	0	0	0	

Table 18: Think of where you live most of the time. Which of the following people live there with you? Stepfather



Response	6	8	10	12	Total	
No	84.0	83.2	84.1	84.5	83.9	
Yes	16.0	16.8	15.9	15.5	16.1	
N of Valid	219	238	246	181	884	
N of Miss	0	0	0	0	0	

Table 19: Think of where you live most of the time. Which of the following people live there with you? Foster Father



Response	6	8	10	12	Total	
No	99.5	100.0	100.0	100.0	99.9	
Yes	0.5	0.0	0.0	0.0	0.1	
N of Valid	219	238	246	181	884	
N of Miss	0	0	0	0	0	

Table 20: Think of where you live most of the time. Which of the following people live there with you? Grandfather



Response	6	8	10	12	Total	
No	90.4	93.7	89.8	94.5	92.0	
Yes	9.6	6.3	10.2	5.5	8.0	
N of Valid	219	238	246	181	884	
N of Miss	0	0	0	0	0	

Table 21: Think of where you live most of the time. Which of the following people live there with you? Uncle



Response	6	8	10	12	Total	
No	95.4	94.1	98.0	98.3	96.4	
Yes	4.6	5.9	2.0	1.7	3.6	
N of Valid	219	238	246	181	884	
N of Miss	0	0	0	0	0	

Table 22: Think of where you live most of the time. Which of the following people live there with you? Other Adults



Response	6	8	10	12	Total	
No	97.3	99.2	99.2	96.7	98.2	
Yes	2.7	0.8	0.8	3.3	1.8	
N of Valid	219	238	246	181	884	
N of Miss	0	0	0	0	0	

Table 23: Think of where you live most of the time. Which of the following people live there with you? Brother(s)



Response	6	8	10	12	Total	
No	58.9	61.3	61.0	63.0	61.0	
Yes	41.1	38.7	39.0	37.0	39.0	
N of Valid	219	238	246	181	884	
N of Miss	0	0	0	0	0	

Table 24: Think of where you live most of the time. Which of the following people live there with you? Stepbrother(s)



Response	6	8	10	12	Total	
No	95.9	95.8	97.2	98.3	96.7	
Yes	4.1	4.2	2.8	1.7	3.3	
N of Valid	219	238	246	181	884	
N of Miss	0	0	0	0	0	

Table 25: Think of where you live most of the time. Which of the following people live there with you? Sister(s)



Response	6	8	10	12	Total	
No	63.0	59.7	66.3	64.1	63.2	
Yes	37.0	40.3	33.7	35.9	36.8	
N of Valid	219	238	246	181	884	
N of Miss	0	0	0	0	0	

Table 26: Think of where you live most of the time. Which of the following people live there with you? Stepsister(s)



Response	6	8	10	12	Total	
No	99.1	97.1	98.4	99.4	98.4	
Yes	0.9	2.9	1.6	0.6	1.6	
N of Valid	219	238	246	181	884	
N of Miss	0	0	0	0	0	

Table 27: Think of where you live most of the time. Which of the following people live there with you? Other Children



Response	6	8	10	12	Total	
No	92.7	94.5	95.5	91.2	93.7	
Yes	7.3	5.5	4.5	8.8	6.3	
N of Valid	219	238	246	181	884	
N of Miss	0	0	0	0	0	

Table 28: In my school, students have lots of chances to help decide things like class activities and rules.





Response	6	8	10	12	Total	
NO!	30.7	25.5	23.0	30.6	27.1	
no	41.0	35.3	36.2	31.7	36.2	
yes	17.5	33.2	34.6	32.2	29.5	
YES!	10.8	6.0	6.2	5.6	7.1	
N of Valid	212	235	243	180	870	
N of Miss	7	3	3	1	14	

Table 29: Teachers ask me to work on special classroom projects.


Response	6	8	10	12	Total	
NO!	13.6	8.5	7.8	11.7	10.2	
no	33.2	33.6	37.9	34.4	34.9	
yes	37.4	49.8	44.0	45.0	44.2	
YES!	15.9	8.1	10.3	8.9	10.8	
N of Valid	214	235	243	180	872	
N of Miss	5	3	3	1	12	

Table 30: My teacher(s) notices when I am doing a good job and lets me know about it.


Response	6	8	10	12	Total	
NO!	4.2	8.9	4.5	10.0	6.8	
no	10.8	13.2	16.0	18.3	14.5	
yes	38.0	46.4	59.3	48.9	48.5	
YES!	46.9	31.5	20.2	22.8	30.3	
N of Valid	213	235	243	180	871	
N of Miss	6	3	3	1	13	

Table 31: There are lots of chances for students in my school to get involved in sports, clubs, and other school activities outside of class.


Response	6	8	10	12	Total	
NO!	6.5	2.1	0.0	2.8	2.7	
no	7.4	6.8	5.7	6.7	6.6	
yes	36.6	33.6	27.9	34.4	32.9	
YES!	49.5	57.4	66.4	56.1	57.7	
N of Valid	216	235	244	180	875	
N of Miss	3	3	2	1	9	

Table 32: There are lots of chances for students in my school to talk with a teacher one-on-one.

Response	6	8	10	12	Total
NO!	6.0	5.5	5.3	7.3	6.0
no	15.3	19.1	19.8	24.0	19.4
yes	41.9	42.4	54.3	43.6	45.8
YES!	36.7	33.1	20.6	25.1	28.9
N of Valid	215	236	243	179	873
N of Miss	4	2	3	2	11

Table 33: I feel safe at my school.

Response	6	8	10	12	Total
NO!	11.2	9.0	10.8	12.8	10.8
no	17.3	20.5	22.4	21.1	20.4
yes	35.0	49.1	52.7	53.3	47.5
YES!	36.4	21.4	14.1	12.8	21.3
N of Valid	214	234	241	180	869
N of Miss	5	4	5	1	15

Table 34: The school lets my parents know when I have done something well.

Response	6	8	10	12	Total
NO!	17.8	19.9	21.2	25.3	20.9
no	23.5	36.0	51.0	49.4	39.9
yes	29.6	31.4	24.5	19.7	26.6
YES!	29.1	12.7	3.3	5.6	12.7
N of Valid	213	236	241	178	868
N of Miss	6	2	5	3	16

Table 35: My teachers praise me when I work hard in school.

Response	6	8	10	12	Total
NO!	16.0	17.0	12.5	12.4	14.6
no	29.1	32.8	43.8	31.6	34.7
yes	31.5	34.0	34.6	46.9	36.2
YES!	23.5	16.2	9.2	9.0	14.6
N of Valid	213	235	240	177	865
N of Miss	6	3	6	4	19

Table 36: Are your school grades better than the grades of most students in your class?

Response	6	8	10	12	Total
NO!	7.9	6.4	6.2	1.1	5.6
no	25.7	23.3	28.8	23.5	25.5
yes	36.4	46.2	50.2	46.9	45.1
YES!	29.9	24.2	14.8	28.5	23.9
N of Valid	214	236	243	179	872
N of Miss	5	2	3	2	12

Table 37: I have lots of chances to be part of class discussions or activities.

Response	6	8	10	12	Total
NO!	6.9	5.1	1.7	2.8	4.1
no	15.7	11.0	13.2	18.3	14.3
yes	43.1	53.8	56.2	57.2	52.5
YES!	34.3	30.1	28.9	21.7	29.1
N of Valid	216	236	242	180	874
N of Miss	3	2	4	1	10

Table 38: Now thinking back over the past year in school, how often did you: enjoy being in school?






Response	6	8	10	12	Total	
Never	9.3	4.3	6.2	5.0	6.2	
Seldom	6.5	15.7	10.7	11.1	11.1	
Sometimes	50.0	41.7	43.6	51.1	46.2	
Often	20.6	26.4	27.6	26.1	25.2	
Almost always	13.6	11.9	11.9	6.7	11.2	
N of Valid	214	235	243	180	872	
N of Miss	5	3	3	1	12	

Table 39: Now thinking back over the past year in school, how often did you: hate being in school?






Response	6	8	10	12	Total	
Never	21.4	10.3	3.7	4.4	10.0	
Seldom	16.3	20.5	33.1	25.0	23.9	
Sometimes	39.5	39.3	36.8	37.2	38.2	
Often	16.3	20.9	15.3	22.8	18.6	
Almost always	6.5	9.0	11.2	10.6	9.3	
N of Valid	215	234	242	180	871	
N of Miss	4	4	4	1	13	

Table 40: Now thinking back over the past year in school, how often did you: try to do your best work in school?






Response	6	8	10	12	Total	
Never	0.5	0.0	0.8	1.1	0.6	
Seldom	1.4	1.3	2.1	1.7	1.6	
Sometimes	10.3	7.7	15.4	12.8	11.5	
Often	19.2	30.5	34.2	38.9	30.5	
Almost always	68.5	60.5	47.5	45.6	55.8	
N of Valid	213	233	240	180	866	
N of Miss	6	5	6	1	18	

Table 41: How often do you feel that the school work you are assigned is meaningful and important?






Response	6	8	10	12	Total	
Never	4.7	2.6	4.1	2.2	3.5	
Seldom	8.4	8.6	13.3	17.3	11.6	
Sometimes	27.1	25.8	41.1	33.5	31.9	
Often	31.3	39.9	25.3	29.6	31.6	
Almost always	28.5	23.2	16.2	17.3	21.3	
N of Valid	214	233	241	179	867	
N of Miss	5	5	5	2	17	

Table 42: Putting them all together, what were your grades like last year?






Response	6	8	10	12	Total	
Mostly F's	1.9	0.9	1.7	1.1	1.4	
Mostly D's	4.4	8.0	10.2	2.8	6.6	
Mostly C's	23.8	30.8	35.2	24.3	28.9	
Mostly B's	31.1	35.7	34.3	46.3	36.4	
Mostly A's	38.8	24.6	18.6	25.4	26.6	
N of Valid	206	224	236	177	843	
N of Miss	13	14	10	4	41	

Table 43: How important do you think the things you are learning in school are going to be for your later life?






Response	6	8	10	12	Total	
Very important	65.6	53.0	35.5	38.2	48.2	
Quite important	19.5	22.5	28.1	29.8	24.8	
Fairly important	8.8	18.2	25.2	19.7	18.1	
Slightly important	5.1	5.5	9.1	10.7	7.5	
Not at all important	0.9	0.8	2.1	1.7	1.4	
N of Valid	215	236	242	178	871	
N of Miss	4	2	4	3	13	

Table 44: How interesting are most of your courses to you?






Response	6	8	10	12	Total	
Very interesting and stimulating	21.8	13.7	7.4	10.6	13.2	
Quite interesting	34.0	29.9	30.2	28.3	30.6	
Fairly interesting	27.2	35.0	39.7	40.6	35.6	
Slightly dull	12.1	15.8	16.5	15.0	15.0	
Very dull	4.9	5.6	6.2	5.6	5.6	
N of Valid	206	234	242	180	862	
N of Miss	13	4	4	1	22	

Table 45: During the LAST FOUR WEEKS how many whole days of school have you missed because you skipped or 'cut'?








Response	6	8	10	12	Total	
None	77.1	81.6	81.9	71.0	78.4	
1	9.3	8.5	7.1	8.5	8.3	
2	5.4	3.8	3.4	9.1	5.2	
3	4.9	3.8	4.6	6.3	4.8	
4-5	2.9	2.1	2.1	3.4	2.6	
6-10	0.5	0.0	0.4	1.7	0.6	
11 or more	0.0	0.0	0.4	0.0	0.1	
N of Valid	205	234	238	176	853	
N of Miss	14	4	8	5	31	

Table 46: Think of your four best friends (the friends you feel closest to). In the past year (12 months), how many of your best friends have: participated in clubs, organizations or activities at school?






Response	6	8	10	12	Total	
0	16.0	11.6	7.1	6.9	10.4	
1	17.5	9.9	8.7	11.4	11.7	
2	22.3	18.5	16.2	18.9	18.8	
3	19.4	15.0	15.8	14.9	16.3	
4	24.8	45.1	52.3	48.0	42.8	
N of Valid	206	233	241	175	855	
N of Miss	13	5	5	6	29	

Table 47: Think of your four best friends (the friends you feel closest to). In the past year (12 months), how many of your best friends have: smoked cigarettes?






Response	6	8	10	12	Total	
0	87.5	75.0	61.8	48.6	68.9	
1	6.3	16.4	13.7	18.1	13.5	
2	4.8	6.0	9.1	14.1	8.3	
3	0.0	0.9	4.6	4.5	2.4	
4	1.4	1.7	10.8	14.7	6.9	
N of Valid	208	232	241	177	858	
N of Miss	11	6	5	4	26	

Table 48: Think of your four best friends (the friends you feel closest to). In the past year (12 months), how many of your best friends have: tried beer, wine or hard liquor (for example, vodka, whiskey, or gin) when their parents didn't know about it?






Response	6	8	10	12	Total	
0	79.2	51.3	36.8	23.2	48.1	
1	11.1	21.6	15.7	15.8	16.2	
2	5.3	9.5	16.1	14.1	11.3	
3	1.9	8.2	13.6	10.7	8.7	
4	2.4	9.5	17.8	36.2	15.6	
N of Valid	207	232	242	177	858	
N of Miss	12	6	4	4	26	

Table 49: Think of your four best friends (the friends you feel closest to). In the past year (12 months), how many of your best friends have: made a commitment to stay drug-free?






Response	6	8	10	12	Total	
0	12.1	15.0	23.7	36.9	21.2	
1	6.8	10.3	15.4	20.5	13.0	
2	6.8	9.9	12.0	10.8	9.9	
3	6.3	10.3	6.6	8.5	7.9	
4	68.1	54.5	42.3	23.3	48.0	
N of Valid	207	233	241	176	857	
N of Miss	12	5	5	5	27	

Table 50: Think of your four best friends (the friends you feel closest to). In the past year (12 months), how many of your best friends have: used marijuana?






Response	6	8	10	12	Total	
0	92.2	85.3	71.5	51.7	76.1	
1	4.9	6.9	8.8	14.2	8.5	
2	2.0	3.5	6.7	13.1	6.0	
3	0.5	1.3	3.8	11.9	4.0	
4	0.5	3.0	9.2	9.1	5.4	
N of Valid	205	231	239	176	851	
N of Miss	14	7	7	5	33	

Table 51: Think of your four best friends (the friends you feel closest to). In the past year (12 months), how many of your best friends have: tried to do well in school?






Response	6	8	10	12	Total	
0	1.4	2.1	3.3	1.7	2.2	
1	2.4	2.1	4.6	2.8	3.0	
2	8.2	8.2	15.4	14.8	11.6	
3	12.1	18.0	15.0	20.5	16.2	
4	75.8	69.5	61.7	60.2	66.9	
N of Valid	207	233	240	176	856	
N of Miss	12	5	6	5	28	

Table 52: Think of your four best friends (the friends you feel closest to). In the past year (12 months), how many of your best friends have: used LSD, cocaine, amphetamines, or other illegal drugs?






Response	6	8	10	12	Total	
0	95.6	94.0	87.6	88.7	91.5	
1	3.4	5.2	5.4	6.2	5.0	
2	0.0	0.4	2.9	1.7	1.3	
3	0.0	0.0	0.8	2.8	0.8	
4	1.0	0.4	3.3	0.6	1.4	
N of Valid	205	233	241	177	856	
N of Miss	14	5	5	4	28	

Table 53: Think of your four best friends (the friends you feel closest to). In the past year (12 months), how many of your best friends have: been suspended from school?






Response	6	8	10	12	Total	
0	62.1	52.2	60.8	70.6	60.8	
1	23.3	26.5	21.3	13.6	21.6	
2	7.8	11.3	9.2	10.7	9.7	
3	1.5	3.9	3.8	1.7	2.8	
4	5.3	6.1	5.0	3.4	5.0	
N of Valid	206	230	240	177	853	
N of Miss	13	8	6	4	31	

Table 54: Think of your four best friends (the friends you feel closest to). In the past year (12 months), how many of your best friends have: liked school?






Response	6	8	10	12	Total	
0	21.2	28.3	26.1	29.9	26.3	
1	12.0	7.3	10.8	7.9	9.5	
2	21.6	21.9	20.3	23.7	21.8	
3	12.0	17.2	15.8	15.3	15.1	
4	33.2	25.3	27.0	23.2	27.2	
N of Valid	208	233	241	177	859	
N of Miss	11	5	5	4	25	

Table 55: Think of your four best friends (the friends you feel closest to). In the past year (12 months), how many of your best friends have: carried a handgun?






Response	6	8	10	12	Total	
0	92.8	91.4	87.1	85.9	89.4	
1	4.8	4.7	6.2	7.9	5.8	
2	1.9	0.9	2.9	2.8	2.1	
3	0.5	0.9	1.2	1.1	0.9	
4	0.0	2.2	2.5	2.3	1.7	
N of Valid	208	232	241	177	858	
N of Miss	11	6	5	4	26	

Table 56: Think of your four best friends (the friends you feel closest to). In the past year (12 months), how many of your best friends have: sold illegal drugs?






Response	6	8	10	12	Total	
0	95.6	92.2	82.4	76.7	87.1	
1	2.9	5.2	5.9	10.2	5.9	
2	0.0	1.7	4.2	8.0	3.3	
3	0.0	0.4	2.1	2.3	1.2	
4	1.5	0.4	5.4	2.8	2.6	
N of Valid	204	231	239	176	850	
N of Miss	15	7	7	5	34	

Table 57: Think of your four best friends (the friends you feel closest to). In the past year (12 months), how many of your best friends have: regularly attended religious services?






Response	6	8	10	12	Total	
0	34.1	16.5	10.5	18.8	19.2	
1	10.8	11.3	12.1	9.7	11.1	
2	12.4	12.2	18.4	23.3	16.4	
3	13.0	15.2	17.6	18.2	16.0	
4	29.7	44.8	41.4	30.1	37.3	
N of Valid	185	230	239	176	830	
N of Miss	34	8	7	5	54	

Table 58: Think of your four best friends (the friends you feel closest to). In the past year (12 months), how many of your best friends have: stolen or tried to steal a motor vehicle such as a car or motorcycle?






Response	6	8	10	12	Total	
0	94.7	94.0	91.7	92.7	93.2	
1	1.9	3.9	4.6	6.2	4.1	
2	2.9	2.1	2.9	0.6	2.2	
3	0.0	0.0	0.0	0.6	0.1	
4	0.5	0.0	0.8	0.0	0.3	
N of Valid	207	233	241	177	858	
N of Miss	12	5	5	4	26	

Table 59: Think of your four best friends (the friends you feel closest to). In the past year (12 months), how many of your best friends have: been arrested?






Response	6	8	10	12	Total	
0	95.2	87.9	83.4	84.1	87.6	
1	3.4	6.9	10.4	8.0	7.2	
2	1.0	2.6	3.3	4.0	2.7	
3	0.0	0.9	0.0	2.8	0.8	
4	0.5	1.7	2.9	1.1	1.6	
N of Valid	207	232	241	176	856	
N of Miss	12	6	5	5	28	

Table 60: Think of your four best friends (the friends you feel closest to). In the past year (12 months), how many of your best friends have: dropped out of school?






Response	6	8	10	12	Total	
0	94.7	94.4	89.2	89.8	92.1	
1	2.9	3.9	7.1	6.8	5.1	
2	1.9	0.9	2.1	2.3	1.8	
3	0.5	0.0	0.4	0.0	0.2	
4	0.0	0.9	1.2	1.1	0.8	
N of Valid	207	232	241	177	857	
N of Miss	12	6	5	4	27	

Table 61: Think of your four best friends (the friends you feel closest to). In the past year (12 months), how many of your best friends have: been members of a gang?






Response	6	8	10	12	Total	
0	82.9	68.7	75.9	79.1	76.3	
1	6.3	9.4	7.5	5.6	7.4	
2	2.4	6.0	7.1	7.3	5.7	
3	1.5	2.6	2.9	3.4	2.6	
4	6.8	13.3	6.6	4.5	8.1	
N of Valid	205	233	241	177	856	
N of Miss	14	5	5	4	28	

Table 62: What are the chances you would be seen as cool if you: smoked cigarettes?

Response	6	8	10	12	Total	
No or very little chance	81.7	76.9	61.7	54.2	69.0	
Little chance	8.4	12.4	17.3	22.3	14.9	
Some chance	3.5	6.4	12.8	14.5	9.2	
Pretty good chance	4.0	0.9	4.1	5.6	3.5	
Very good chance	2.5	3.4	4.1	3.4	3.4	
N of Valid	202	234	243	179	858	
N of Miss	17	4	3	2	26	

Table 63: What are the chances you would be seen as cool if you: worked hard at school?

Response	6	8	10	12	Total	
No or very little chance	7.7	10.3	10.8	13.4	10.4	
Little chance	5.3	9.4	12.0	20.1	11.4	
Some chance	12.0	15.4	23.2	17.9	17.3	
Pretty good chance	19.2	23.1	27.0	21.8	23.0	
Very good chance	55.8	41.9	27.0	26.8	37.9	
N of Valid	208	234	241	179	862	
N of Miss	11	4	5	2	22	

Table 64: What are the chances you would be seen as cool if you: began drinking alcoholic beverages regularly, that is, at least once or twice a month?

Response	6	8	10	12	Total	
No or very little chance	83.7	66.7	44.4	37.3	58.3	
Little chance	6.9	11.7	17.4	19.8	13.8	
Some chance	4.4	9.1	20.7	18.6	13.3	
Pretty good chance	1.5	6.1	7.9	14.1	7.2	
Very good chance	3.4	6.5	9.5	10.2	7.4	
N of Valid	203	231	241	177	852	
N of Miss	16	7	5	4	32	

Table 65: What are the chances you would be seen as cool if you: defended someone who was being verbally abused at school?






Response	6	8	10	12	Total	
No or very little chance	24.4	18.4	12.9	19.1	18.4	
Little chance	13.9	9.4	12.0	14.0	12.2	
Some chance	11.9	16.2	21.6	23.6	18.3	
Pretty good chance	13.4	20.5	32.0	22.5	22.5	
Very good chance	36.3	35.5	21.6	20.8	28.7	
N of Valid	201	234	241	178	854	
N of Miss	18	4	5	3	30	

Table 66: What are the chances you would be seen as cool if you: smoked marijuana?






Response	6	8	10	12	Total	
No or very little chance	90.7	82.4	61.8	54.2	72.7	
Little chance	0.5	6.4	13.3	17.5	9.2	
Some chance	2.9	4.3	9.5	13.6	7.4	
Pretty good chance	2.5	3.4	5.4	6.2	4.3	
Very good chance	3.4	3.4	10.0	8.5	6.3	
N of Valid	204	233	241	177	855	
N of Miss	15	5	5	4	29	

Table 67: What are the chances you would be seen as cool if you: carried a handgun?






Response	6	8	10	12	Total	
No or very little chance	88.7	79.4	68.0	76.4	77.8	
Little chance	2.0	9.0	13.3	9.0	8.5	
Some chance	1.5	3.9	6.6	2.8	3.9	
Pretty good chance	3.0	2.6	5.4	9.0	4.8	
Very good chance	4.9	5.2	6.6	2.8	5.0	
N of Valid	203	233	241	178	855	
N of Miss	16	5	5	3	29	

Table 68: What are the chances you would be seen as cool if you: regularly volunteered to do community service?






Response	6	8	10	12	Total	
No or very little chance	42.6	31.6	33.2	31.6	34.6	
Little chance	12.2	17.9	19.9	20.9	17.8	
Some chance	14.7	17.5	18.7	22.0	18.1	
Pretty good chance	13.2	12.8	16.2	11.3	13.5	
Very good chance	17.3	20.1	12.0	14.1	15.9	
N of Valid	197	234	241	177	849	
N of Miss	22	4	5	4	35	

Table 69: How old were you when you first: smoked marijuana?










Response	6	8	10	12	Total	
Never	96.8	91.5	80.9	62.6	83.9	
10 or younger	1.4	0.8	2.5	0.6	1.4	
11	0.5	1.7	2.1	0.6	1.3	
12	0.5	3.4	2.9	2.2	2.3	
13	0.0	0.8	3.7	8.9	3.1	
14	0.0	1.7	4.1	3.4	2.3	
15	0.0	0.0	2.1	8.4	2.3	
16	0.0	0.0	1.2	7.3	1.8	
17 or older	0.9	0.0	0.4	6.1	1.6	
N of Valid	216	236	241	179	872	
N of Miss	3	2	5	2	12	

Table 70: How old were you when you first: smoked a cigarette, even just a puff?










Response	6	8	10	12	Total	
Never	84.7	66.4	56.1	45.6	63.8	
10 or younger	8.8	16.2	16.3	12.8	13.7	
11	3.7	5.5	5.4	7.2	5.4	
12	1.4	5.1	4.6	6.7	4.4	
13	0.5	4.3	7.9	6.1	4.7	
14	0.0	2.6	5.0	5.6	3.2	
15	0.0	0.0	3.8	5.0	2.1	
16	0.5	0.0	0.8	6.1	1.6	
17 or older	0.5	0.0	0.0	5.0	1.1	
N of Valid	216	235	239	180	870	
N of Miss	3	3	7	1	14	

Table 71: How old were you when you first: had more than a sip or two of beer, wine or hard liquor (for example, vodka, whiskey, or gin)?










Response	6	8	10	12	Total	
Never	74.4	46.2	44.8	25.0	48.4	
10 or younger	16.3	18.8	15.1	10.0	15.3	
11	5.6	11.5	7.9	4.4	7.6	
12	2.8	9.8	6.7	5.6	6.3	
13	0.9	9.8	6.3	6.1	5.9	
14	0.0	3.8	7.9	10.6	5.4	
15	0.0	0.0	10.5	15.6	6.1	
16	0.0	0.0	0.8	15.0	3.3	
17 or older	0.0	0.0	0.0	7.8	1.6	
N of Valid	215	234	239	180	868	
N of Miss	4	4	7	1	16	

Table 72: How old were you when you first: began drinking alcoholic beverages regularly, that is, at least once or twice a month?










Response	6	8	10	12	Total	
Never	94.4	88.1	81.8	59.2	82.0	
10 or younger	2.8	1.3	2.1	1.1	1.8	
11	0.9	3.0	0.8	1.7	1.6	
12	0.9	0.9	2.1	0.6	1.1	
13	0.5	6.4	0.8	3.4	2.8	
14	0.0	0.0	5.0	5.0	2.4	
15	0.0	0.4	6.6	10.1	4.0	
16	0.0	0.0	0.4	12.8	2.8	
17 or older	0.5	0.0	0.4	6.1	1.5	
N of Valid	214	235	242	179	870	
N of Miss	5	3	4	2	14	

Table 73: How old were you when you first: used phenoxydine (pox, px, breeze)?


Response	6	8	10	12	Total	
Never	100.0	100.0	100.0	100.0	100.0	
10 or younger	0.0	0.0	0.0	0.0	0.0	
11	0.0	0.0	0.0	0.0	0.0	
12	0.0	0.0	0.0	0.0	0.0	
13	0.0	0.0	0.0	0.0	0.0	
14	0.0	0.0	0.0	0.0	0.0	
15	0.0	0.0	0.0	0.0	0.0	
16	0.0	0.0	0.0	0.0	0.0	
17 or older	0.0	0.0	0.0	0.0	0.0	
N of Valid	208	233	239	180	860	
N of Miss	11	5	7	1	24	

Table 74: How old were you when you first: got suspended from school?










Response	6	8	10	12	Total	
Never	85.3	73.1	69.3	71.7	74.8	
10 or younger	7.8	7.3	7.1	3.3	6.5	
11	5.1	5.1	2.9	1.7	3.8	
12	1.4	7.3	4.6	3.3	4.2	
13	0.0	6.4	5.8	4.4	4.2	
14	0.0	0.9	8.3	3.9	3.3	
15	0.0	0.0	2.1	6.7	1.9	
16	0.0	0.0	0.0	2.8	0.6	
17 or older	0.5	0.0	0.0	2.2	0.6	
N of Valid	217	234	241	180	872	
N of Miss	2	4	5	1	12	

Table 75: How old were you when you first: got arrested?










Response	6	8	10	12	Total	
Never	98.1	93.6	93.3	92.2	94.4	
10 or younger	0.5	1.3	0.8	0.0	0.7	
11	0.5	0.9	0.4	0.0	0.5	
12	0.0	2.1	0.4	0.0	0.7	
13	0.0	1.7	0.4	1.7	0.9	
14	0.0	0.4	1.7	0.0	0.6	
15	0.0	0.0	2.5	2.2	1.2	
16	0.0	0.0	0.4	2.2	0.6	
17 or older	0.9	0.0	0.0	1.7	0.6	
N of Valid	215	235	239	180	869	
N of Miss	4	3	7	1	15	

Table 76: How old were you when you first: carried a handgun?










Response	6	8	10	12	Total	
Never	94.4	94.0	91.7	93.3	93.3	
10 or younger	1.9	2.6	1.7	1.1	1.8	
11	2.8	0.9	2.1	0.0	1.5	
12	0.5	0.4	0.4	0.6	0.5	
13	0.0	1.7	1.2	1.1	1.0	
14	0.0	0.4	0.8	0.6	0.5	
15	0.0	0.0	1.2	2.2	0.8	
16	0.0	0.0	0.8	0.6	0.3	
17 or older	0.5	0.0	0.0	0.6	0.2	
N of Valid	216	235	241	179	871	
N of Miss	3	3	5	2	13	

Table 77: How old were you when you first: attacked someone with the idea of seriously hurting them?










Response	6	8	10	12	Total	
Never	77.1	74.0	75.1	76.0	75.5	
10 or younger	9.8	3.8	5.4	2.2	5.4	
11	8.9	4.3	0.4	2.8	4.0	
12	3.3	4.3	2.9	1.1	3.0	
13	0.5	10.2	3.7	2.2	4.4	
14	0.0	3.0	7.5	3.4	3.6	
15	0.0	0.4	2.9	3.4	1.6	
16	0.0	0.0	2.1	3.9	1.4	
17 or older	0.5	0.0	0.0	5.0	1.2	
N of Valid	214	235	241	179	869	
N of Miss	5	3	5	2	15	

Table 78: How old were you when you first: belonged to a gang?










Response	6	8	10	12	Total	
Never	94.8	84.3	91.3	91.7	90.3	
10 or younger	1.4	3.4	0.8	0.6	1.6	
11	1.4	3.0	0.4	0.6	1.4	
12	0.9	1.3	0.8	1.7	1.2	
13	0.9	4.7	0.8	1.1	2.0	
14	0.0	3.0	1.7	1.7	1.6	
15	0.0	0.4	2.5	0.6	0.9	
16	0.0	0.0	1.7	1.7	0.8	
17 or older	0.5	0.0	0.0	0.6	0.2	
N of Valid	213	235	241	180	869	
N of Miss	6	3	5	1	15	

Table 79: How wrong do you think it is for someone your age to: take a handgun to school?





Response	6	8	10	12	Total	
Very wrong	88.9	89.8	86.6	90.6	88.9	
Wrong	6.9	7.2	9.2	6.1	7.5	
A little bit wrong	3.2	2.1	3.3	2.2	2.8	
Not wrong at all	0.9	0.9	0.8	1.1	0.9	
N of Valid	216	235	239	180	870	
N of Miss	3	3	7	1	14	

Table 80: How wrong do you think it is for someone your age to: steal anything worth more than \$5?





Response	6	8	10	12	Total	
Very wrong	65.4	62.6	62.5	73.3	65.5	
Wrong	26.2	28.5	27.9	20.0	26.0	
A little bit wrong	6.5	6.8	7.5	5.0	6.6	
Not wrong at all	1.9	2.1	2.1	1.7	2.0	
N of Valid	214	235	240	180	869	
N of Miss	5	3	6	1	15	

Table 81: How wrong do you think it is for someone your age to: pick a fight with someone?





Response	6	8	10	12	Total	
Very wrong	51.9	49.8	46.9	54.2	50.4	
Wrong	30.4	26.2	34.7	27.4	29.8	
A little bit wrong	12.6	18.9	13.4	15.1	15.0	
Not wrong at all	5.1	5.2	5.0	3.4	4.7	
N of Valid	214	233	239	179	865	
N of Miss	5	5	7	2	19	

Table 82: How wrong do you think it is for someone your age to: attack someone with the idea of seriously hurting them?





Response	6	8	10	12	Total	
Very wrong	77.0	65.5	64.3	69.4	68.8	
Wrong	14.6	17.4	21.0	21.1	18.5	
A little bit wrong	5.2	11.1	10.9	7.2	8.8	
Not wrong at all	3.3	6.0	3.8	2.2	3.9	
N of Valid	213	235	238	180	866	
N of Miss	6	3	8	1	18	

Table 83: How wrong do you think it is for someone your age to: stay away from school all day when their parents think they are at school?





Response	6	8	10	12	Total	
Very wrong	81.7	76.2	59.2	52.8	68.0	
Wrong	11.7	16.6	24.8	31.1	20.7	
A little bit wrong	4.2	3.8	12.2	12.8	8.1	
Not wrong at all	2.3	3.4	3.8	3.3	3.2	
N of Valid	213	235	238	180	866	
N of Miss	6	3	8	1	18	

Table 84: How wrong do you think it is for someone your age to: drink beer, wine or hard liquor (for example, vodka, whiskey, or gin) regularly?





Response	6	8	10	12	Total	
Very wrong	82.6	64.7	54.4	38.9	60.9	
Wrong	8.9	17.4	21.8	22.2	17.5	
A little bit wrong	6.6	12.3	15.9	26.7	14.9	
Not wrong at all	1.9	5.5	7.9	12.2	6.7	
N of Valid	213	235	239	180	867	
N of Miss	6	3	7	1	17	

Table 85: How wrong do you think it is for someone your age to: smoke cigarettes?





Response	6	8	10	12	Total	
Very wrong	82.2	74.5	62.3	41.9	66.3	
Wrong	11.7	16.6	19.7	22.9	17.5	
A little bit wrong	4.7	6.0	10.9	19.6	9.8	
Not wrong at all	1.4	3.0	7.1	15.6	6.3	
N of Valid	214	235	239	179	867	
N of Miss	5	3	7	2	17	

Table 86: How wrong do you think it is for someone your age to: smoke marijuana?





Response	6	8	10	12	Total	
Very wrong	93.9	87.1	75.4	56.7	79.2	
Wrong	2.8	7.7	10.0	21.1	9.9	
A little bit wrong	1.9	2.6	8.8	13.3	6.3	
Not wrong at all	1.4	2.6	5.8	8.9	4.5	
N of Valid	214	233	240	180	867	
N of Miss	5	5	6	1	17	

Table 87: How wrong do you think it is for someone your age to: use LSD, cocaine, amphetamines or another illegal drug?





Response	6	8	10	12	Total	
Very wrong	97.2	95.7	91.2	92.8	94.2	
Wrong	1.9	3.0	4.6	5.0	3.6	
A little bit wrong	0.0	0.0	2.5	2.2	1.2	
Not wrong at all	0.9	1.3	1.7	0.0	1.0	
N of Valid	214	234	238	180	866	
N of Miss	5	4	8	1	18	

Table 88: At school during the past 12 months, did you receive help from the resource teacher, speech therapist or other special education teacher?



Response	6	8	10	12	Total	
No	84.0	89.5	91.3	93.4	89.6	
Yes	16.0	10.5	8.7	6.6	10.4	
N of Valid	175	209	219	166	769	
N of Miss	44	29	27	15	115	

Table 89: How many times have you done the following things? done what feels good no matter what.







Response	6	8	10	12	Total	
Never	42.9	28.9	21.3	20.6	28.5	
I've done it, but not in the past year	21.9	20.4	18.0	9.7	17.9	
Less than once a month	4.8	7.7	9.6	12.0	8.4	
About once a month	4.8	7.2	12.6	12.0	9.1	
2 or 3 times a month	8.6	9.4	13.0	12.0	10.7	
Once a week or more	17.1	26.4	25.5	33.7	25.4	
N of Valid	210	235	239	175	859	
N of Miss	9	3	7	6	25	

Table 90: How many times have you done the following things? done something dangerous because someone dared you to do it.







Response	6	8	10	12	Total	
Never	68.7	53.2	53.3	51.7	56.8	
I've done it, but not in the past year	17.8	23.4	23.8	21.0	21.6	
Less than once a month	3.7	8.9	9.2	12.5	8.4	
About once a month	3.3	3.4	4.6	4.0	3.8	
2 or 3 times a month	1.4	6.4	3.8	6.3	4.4	
Once a week or more	5.1	4.7	5.4	4.5	5.0	
N of Valid	214	235	240	176	865	
N of Miss	5	3	6	5	19	

Table 91: How many times have you done the following things? done crazy things even if they are a little dangerous.







Response	6	8	10	12	Total	
Never	51.6	34.9	36.9	33.0	39.2	
I've done it, but not in the past year	29.1	30.6	26.1	21.0	27.1	
Less than once a month	5.6	9.8	14.1	11.9	10.4	
About once a month	3.3	8.1	7.5	11.9	7.5	
2 or 3 times a month	2.3	8.9	5.4	10.8	6.7	
Once a week or more	8.0	7.7	10.0	11.4	9.1	
N of Valid	213	235	241	176	865	
N of Miss	6	3	5	5	19	

Table 92: How many times in the past year (12 months) have you: been suspended from school?







Response	6	8	10	12	Total	
Never	90.2	80.5	85.6	87.1	85.7	
1 to 2 times	7.0	14.8	11.5	9.0	10.8	
3 to 5 times	1.9	4.2	2.1	3.4	2.9	
6 to 9 times	0.5	0.0	0.4	0.0	0.2	
10 to 19 times	0.0	0.4	0.4	0.6	0.3	
20 to 29 times	0.0	0.0	0.0	0.0	0.0	
30 to 39 times	0.0	0.0	0.0	0.0	0.0	
40+ times	0.5	0.0	0.0	0.0	0.1	
N of Valid	215	236	243	178	872	
N of Miss	4	2	3	3	12	

Table 93: How many times in the past year (12 months) have you: carried a handgun?








Response	6	8	10	12	Total	
Never	94.0	92.8	93.4	94.9	93.7	
1 to 2 times	3.7	3.8	1.7	1.7	2.8	
3 to 5 times	0.9	0.4	0.8	1.1	0.8	
6 to 9 times	0.9	0.0	1.7	0.0	0.7	
10 to 19 times	0.0	1.3	0.8	0.6	0.7	
20 to 29 times	0.0	1.3	0.0	0.6	0.5	
30 to 39 times	0.0	0.0	0.0	0.0	0.0	
40+ times	0.5	0.4	1.7	1.1	0.9	
N of Valid	215	236	241	178	870	
N of Miss	4	2	5	3	14	

Table 94: How many times in the past year (12 months) have you: sold illegal drugs?








Response	6	8	10	12	Total	
Never	100.0	97.9	93.7	92.6	96.2	
1 to 2 times	0.0	0.0	0.8	2.3	0.7	
3 to 5 times	0.0	0.4	0.8	2.8	0.9	
6 to 9 times	0.0	0.4	0.8	0.0	0.3	
10 to 19 times	0.0	0.4	1.3	0.6	0.6	
20 to 29 times	0.0	0.4	0.8	0.0	0.3	
30 to 39 times	0.0	0.0	0.0	0.0	0.0	
40+ times	0.0	0.4	1.7	1.7	0.9	
N of Valid	213	234	239	176	862	
N of Miss	6	4	7	5	22	

Table 95: How many times in the past year (12 months) have you: stolen or tried to steal a motor vehicle such as a car or motorcycle?







Response	6	8	10	12	Total	
Never	96.3	96.6	97.5	97.8	97.0	
1 to 2 times	2.3	2.5	2.1	1.1	2.1	
3 to 5 times	0.9	0.0	0.4	0.6	0.5	
6 to 9 times	0.0	0.4	0.0	0.0	0.1	
10 to 19 times	0.0	0.0	0.0	0.0	0.0	
20 to 29 times	0.0	0.0	0.0	0.0	0.0	
30 to 39 times	0.5	0.0	0.0	0.0	0.1	
40+ times	0.0	0.4	0.0	0.6	0.2	
N of Valid	216	236	240	178	870	
N of Miss	3	2	6	3	14	

Table 96: How many times in the past year (12 months) have you: participated in clubs, organizations or activities at school?

Response	6	8	10	12	Total	
Never	31.1	17.4	13.4	14.6	19.1	
1 to 2 times	30.2	22.0	20.2	14.0	21.9	
3 to 5 times	15.1	21.6	8.0	13.5	14.6	
6 to 9 times	8.0	10.6	7.1	9.0	8.7	
10 to 19 times	3.3	7.2	10.5	10.7	7.9	
20 to 29 times	1.9	3.4	7.6	6.2	4.7	
30 to 39 times	0.9	2.1	2.1	4.5	2.3	
40+ times	9.4	15.7	31.1	27.5	20.8	
N of Valid	212	236	238	178	864	
N of Miss	7	2	8	3	20	

Table 97: How many times in the past year (12 months) have you: been arrested?

Response	6	8	10	12	Total	
Never	96.7	95.7	93.3	93.3	94.8	
1 to 2 times	0.5	3.0	5.4	5.1	3.5	
3 to 5 times	2.3	1.3	0.4	1.7	1.4	
6 to 9 times	0.5	0.0	0.4	0.0	0.2	
10 to 19 times	0.0	0.0	0.4	0.0	0.1	
20 to 29 times	0.0	0.0	0.0	0.0	0.0	
30 to 39 times	0.0	0.0	0.0	0.0	0.0	
40+ times	0.0	0.0	0.0	0.0	0.0	
N of Valid	215	235	239	178	867	
N of Miss	4	3	7	3	17	

Table 98: How many times in the past year (12 months) have you: done extra work on your own for school?









Response	6	8	10	12	Total	
Never	34.7	26.4	27.3	26.4	28.7	
1 to 2 times	24.9	25.5	21.0	19.1	22.8	
3 to 5 times	11.3	14.0	17.6	8.4	13.2	
6 to 9 times	7.5	9.8	8.0	11.8	9.1	
10 to 19 times	6.1	10.2	9.2	16.3	10.2	
20 to 29 times	3.3	6.0	4.2	6.7	5.0	
30 to 39 times	2.3	0.9	1.7	2.2	1.7	
40+ times	9.9	7.2	10.9	9.0	9.3	
N of Valid	213	235	238	178	864	
N of Miss	6	3	8	3	20	

Table 99: How many times in the past year (12 months) have you: attacked someone with the idea of seriously hurting them?









Response	6	8	10	12	Total	
Never	81.5	75.8	80.1	88.8	81.1	
1 to 2 times	11.6	16.1	12.9	7.9	12.4	
3 to 5 times	2.8	5.1	3.3	1.7	3.3	
6 to 9 times	1.4	1.3	2.1	0.6	1.4	
10 to 19 times	0.0	1.3	0.4	0.6	0.6	
20 to 29 times	0.9	0.4	0.4	0.0	0.5	
30 to 39 times	0.5	0.0	0.0	0.0	0.1	
40+ times	1.4	0.0	0.8	0.6	0.7	
N of Valid	216	236	241	178	871	
N of Miss	3	2	5	3	13	

Table 100: How many times in the past year (12 months) have you: been drunk or high at school?









Response	6	8	10	12	Total	
Never	95.8	94.5	87.9	82.0	90.4	
1 to 2 times	2.4	3.4	5.4	10.1	5.1	
3 to 5 times	1.4	0.8	1.7	1.1	1.3	
6 to 9 times	0.0	1.3	1.7	1.7	1.2	
10 to 19 times	0.0	0.0	0.4	2.2	0.6	
20 to 29 times	0.0	0.0	0.8	0.6	0.3	
30 to 39 times	0.0	0.0	0.0	0.6	0.1	
40+ times	0.5	0.0	2.1	1.7	1.0	
N of Valid	212	236	240	178	866	
N of Miss	7	2	6	3	18	

Table 101: How many times in the past year (12 months) have you: volunteered to do community service?









Response	6	8	10	12	Total	
Never	62.2	55.5	46.3	41.0	51.6	
1 to 2 times	20.1	20.3	17.1	18.0	18.9	
3 to 5 times	5.3	9.3	11.7	16.3	10.4	
6 to 9 times	5.3	6.8	9.2	9.6	7.6	
10 to 19 times	1.4	2.1	6.3	2.8	3.2	
20 to 29 times	1.4	1.7	2.9	6.2	2.9	
30 to 39 times	0.0	0.8	0.8	0.6	0.6	
40+ times	4.3	3.4	5.8	5.6	4.8	
N of Valid	209	236	240	178	863	
N of Miss	10	2	6	3	21	

Table 102: How many times in the past year (12 months) have you: taken a handgun to school?







Response	6	8	10	12	Total	
Never	98.6	98.7	98.3	98.9	98.6	
1 to 2 times	0.9	1.3	0.4	0.0	0.7	
3 to 5 times	0.0	0.0	0.4	0.0	0.1	
6 to 9 times	0.0	0.0	0.0	0.6	0.1	
10 to 19 times	0.0	0.0	0.0	0.0	0.0	
20 to 29 times	0.0	0.0	0.0	0.0	0.0	
30 to 39 times	0.0	0.0	0.4	0.0	0.1	
40+ times	0.5	0.0	0.4	0.6	0.3	
N of Valid	214	236	240	177	867	
N of Miss	5	2	6	4	17	

Table 103: Are you currently on probation, or assigned a probation officer with Juvenile Court?



Response	6	8	10	12	Total	
No	96.6	97.0	94.2	94.9	95.7	
Yes	3.4	3.0	5.8	5.1	4.3	
N of Valid	207	234	241	177	859	
N of Miss	12	4	5	4	25	

Table 104: Have you ever belonged to a gang?






Response	6	8	10	12	Total	
No	88.6	81.1	85.5	87.5	85.5	
No, but would like to	1.0	2.6	2.5	2.3	2.1	
Yes, in the past	6.7	9.0	5.0	5.1	6.5	
Yes, belong now	1.9	6.9	6.2	5.1	5.1	
Yes, but would like to get out	1.9	0.4	0.8	0.0	0.8	
N of Valid	210	233	241	176	860	
N of Miss	9	5	5	5	24	

Table 105: If you have ever belonged to a gang, did that gang have a name?

Response	6	8	10	12	Total
No	6.6	4.3	7.9	9.8	7.0
Yes	11.7	17.7	12.1	10.3	13.2
I have never belonged to a gang	81.7	77.9	79.9	79.9	79.8
N of Valid	213	231	239	174	857
N of Miss	6	7	7	7	27

Table 106: You're looking at CD's in a music store with a friend. You look up and see her slip a CD under her coat. She smiles and says 'Which one do you want? Go ahead, take it while nobody's around.' There is nobody in sight, no employees and no other customers. What would you do now?

Response	6	8	10	12	Total
Ignore her	16.7	17.6	20.0	21.6	18.9
Grab a CD and leave the store	7.1	8.2	10.8	9.7	9.0
Tell her to put the CD back	57.1	43.8	34.6	33.0	42.3
Act like it is a joke, and ask her to put the CD back	19.0	30.5	34.6	35.8	29.9
N of Valid	210	233	240	176	859
N of Miss	9	5	6	5	25

Table 107: You are visiting another part of town, and you don't know any of the people your age there. You are walking down the street, and some teenager you don't know is walking toward you. He is about your size, and as he is about to pass you, he deliberately bumps into you and you almost lose your balance. What would you say or do?

Response	6	8	10	12	Total
Push the person back	21.7	18.4	16.0	16.5	18.1
Say 'Excuse me' and keep on walking	41.1	42.3	46.6	42.0	43.2
Say 'Watch where you are going' and keep on walking	30.4	29.9	28.2	31.3	29.8
Swear at the person and walk away	6.8	9.4	9.2	10.2	8.9
N of Valid	207	234	238	176	855
N of Miss	12	4	8	5	29

Table 108: You are at a party at someone's house, and one of your friends offers you a drink containing alcohol. What would you say or do?





Response	6	8	10	12	Total	
Drink it	7.8	21.5	25.7	33.5	21.8	
Tell your friend, 'No thanks, I don't drink' and suggest that you and your friend go and do something else	42.7	36.1	30.7	27.3	34.3	
Just say, 'No thanks' and walk away	31.1	24.5	34.9	31.8	30.5	
Make up a good excuse, tell your friend you had something else to do, and leave	18.4	18.0	8.7	7.4	13.3	
N of Valid	206	233	241	176	856	
N of Miss	13	5	5	5	28	

Table 109: It's 8:00 on a weeknight and you are about to go over to a friend's home when your mother asks you where you are going. You say 'Oh, just going to go hang out with some friends.' She says, 'No, you'll just get into trouble if you go out. Stay home tonight.' What would you do now?





Response	6	8	10	12	Total	
Leave the house anyway	6.9	5.6	4.6	4.0	5.3	
Explain what you are going to do with your friends, tell her when you will get home, and ask if you can go out	42.6	58.8	70.0	74.3	61.3	
Not say anything and start watching TV	47.1	29.2	19.6	13.7	27.6	
Get into an argument with her	3.4	6.4	5.8	8.0	5.9	
N of Valid	204	233	240	175	852	
N of Miss	15	5	6	6	32	

Table 110: How often do you attend religious services or activities?





Response	6	8	10	12	Total	
Never	20.7	10.3	6.3	5.1	10.5	
Rarely	17.2	18.5	18.0	25.0	19.4	
1-2 Times a Month	13.1	12.9	10.5	15.9	12.9	
About Once a Week or More	49.0	58.4	65.3	54.0	57.2	
N of Valid	198	233	239	176	846	
N of Miss	21	5	7	5	38	

Table 111: I do the opposite of what people tell me, just to get them mad.


Response	6	8	10	12	Total	
Very False	50.5	36.1	43.9	43.8	43.3	
Somewhat False	27.0	27.9	22.2	30.1	26.5	
Somewhat True	16.5	31.3	30.5	25.6	26.4	
Very True	6.0	4.7	3.3	0.6	3.8	
N of Valid	200	233	239	176	848	
N of Miss	19	5	7	5	36	

Table 112: I like to see how much I can get away with.


Response	6	8	10	12	Total	
Very False	51.0	41.5	35.8	38.9	41.6	
Somewhat False	24.0	26.5	23.3	23.4	24.4	
Somewhat True	18.6	26.9	32.9	29.7	27.2	
Very True	6.4	5.1	7.9	8.0	6.8	
N of Valid	204	234	240	175	853	
N of Miss	15	4	6	6	31	

Table 113: I ignore rules that get in my way.

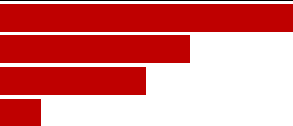
Response	6	8	10	12	Total	
Very False	54.6	47.2	41.8	39.9	45.9	
Somewhat False	28.1	27.9	27.8	31.8	28.7	
Somewhat True	12.8	20.5	27.0	24.9	21.4	
Very True	4.6	4.4	3.4	3.5	4.0	
N of Valid	196	229	237	173	835	
N of Miss	23	9	9	8	49	

Table 114: I think sometimes it's okay to cheat at school.





Response	6	8	10	12	Total	
NO!	67.8	47.6	21.7	14.5	38.6	
no	19.2	26.6	33.3	31.4	27.7	
yes	9.6	22.7	35.8	44.8	27.7	
YES!	3.4	3.0	9.2	9.3	6.1	
N of Valid	208	233	240	172	853	
N of Miss	11	5	6	9	31	

Table 115: It is important to think before you act.





Response	6	8	10	12	Total	
NO!	3.4	2.1	3.3	0.0	2.3	
no	4.3	4.7	2.5	3.5	3.7	
yes	21.3	32.1	33.2	32.0	29.7	
YES!	71.0	61.1	61.0	64.5	64.2	
N of Valid	207	234	241	172	854	
N of Miss	12	4	5	9	30	

Table 116: Sometimes I think that life is not worth it.





Response	6	8	10	12	Total	
NO!	53.0	50.9	48.3	45.9	49.6	
no	22.3	16.4	23.3	23.8	21.3	
yes	16.3	22.0	20.3	23.3	20.4	
YES!	8.4	10.8	8.1	7.0	8.7	
N of Valid	202	232	236	172	842	
N of Miss	17	6	10	9	42	

Table 117: At times I think I am no good at all.

Response	6	8	10	12	Total	
NO!	40.6	34.5	36.6	35.7	36.8	
no	19.3	21.1	25.2	25.1	22.7	
yes	23.8	32.3	26.9	28.7	28.0	
YES!	16.3	12.1	11.3	10.5	12.6	
N of Valid	202	232	238	171	843	
N of Miss	17	6	8	10	41	

Table 118: All in all, I am inclined to think that I am a failure.

Response	6	8	10	12	Total	
NO!	57.8	50.0	54.6	49.4	53.0	
no	23.1	30.4	30.3	30.8	28.7	
yes	12.1	13.0	12.2	15.1	13.0	
YES!	7.0	6.5	2.9	4.7	5.2	
N of Valid	199	230	238	172	839	
N of Miss	20	8	8	9	45	

Table 119: In the past year, have you felt depressed or sad MOST days, even if you felt okay sometimes?

Response	6	8	10	12	Total	
NO!	23.4	28.4	29.2	22.1	26.2	
no	19.4	18.5	27.5	25.0	22.6	
yes	34.8	31.0	30.5	33.1	32.2	
YES!	22.4	22.0	12.7	19.8	19.0	
N of Valid	201	232	236	172	841	
N of Miss	18	6	10	9	43	

Table 120: It is all right to beat up people if they start the fight.





Response	6	8	10	12	Total	
NO!	43.6	30.3	24.1	25.1	30.7	
no	15.7	13.7	20.3	17.5	16.8	
yes	16.7	26.1	26.2	28.7	24.3	
YES!	24.0	29.9	29.5	28.7	28.1	
N of Valid	204	234	237	171	846	
N of Miss	15	4	9	10	38	

Table 121: I think it is okay to take something without asking if you can get away with it.





Response	6	8	10	12	Total	
NO!	74.4	67.8	59.6	59.6	65.4	
no	16.7	25.8	34.5	31.0	27.1	
yes	5.9	5.6	4.7	7.0	5.7	
YES!	3.0	0.9	1.3	2.3	1.8	
N of Valid	203	233	235	171	842	
N of Miss	16	5	11	10	42	

Table 122: Sometimes we don't know what we will do as adults, but we may have an idea. Please answer how true these statements may be for you. WHEN I AM AN ADULT I WILL: smoke cigarettes.





Response	6	8	10	12	Total	
NO!	80.4	78.5	71.8	70.2	75.4	
no	13.2	16.7	17.6	12.3	15.2	
yes	5.4	3.4	7.1	12.9	6.9	
YES!	1.0	1.3	3.4	4.7	2.5	
N of Valid	204	233	238	171	846	
N of Miss	15	5	8	10	38	

Table 123: Sometimes we don't know what we will do as adults, but we may have an idea. Please answer how true these statements may be for you. WHEN I AM AN ADULT I WILL: drink beer, wine, or liquor.





Response	6	8	10	12	Total	
NO!	69.0	48.7	36.0	29.2	46.0	
no	13.5	20.9	20.8	15.2	18.0	
yes	14.5	23.1	35.6	39.8	27.9	
YES!	3.0	7.3	7.6	15.8	8.1	
N of Valid	200	234	236	171	841	
N of Miss	19	4	10	10	43	

Table 124: Sometimes we don't know what we will do as adults, but we may have an idea. Please answer how true these statements may be for you. WHEN I AM AN ADULT I WILL: smoke marijuana.





Response	6	8	10	12	Total	
NO!	95.6	84.1	76.9	74.6	82.9	
no	3.4	11.6	14.3	16.6	11.4	
yes	1.0	2.6	5.9	7.1	4.0	
YES!	0.0	1.7	2.9	1.8	1.7	
N of Valid	203	233	238	169	843	
N of Miss	16	5	8	12	41	

Table 125: Sometimes we don't know what we will do as adults, but we may have an idea. Please answer how true these statements may be for you. WHEN I AM AN ADULT I WILL: use LSD, cocaine, amphetamines or another illegal drug.





Response	6	8	10	12	Total	
NO!	97.1	93.6	92.0	94.2	94.1	
no	2.5	6.4	7.1	5.3	5.4	
yes	0.5	0.0	0.4	0.6	0.4	
YES!	0.0	0.0	0.4	0.0	0.1	
N of Valid	204	233	238	171	846	
N of Miss	15	5	8	10	38	

Table 126: How much do you think people risk harming themselves (physically or in other ways) if they: smoked one or more packs of cigarettes per day?


Response	6	8	10	12	Total	
No risk	26.7	6.0	5.9	3.0	10.4	
Slight risk	4.5	6.4	2.5	6.5	4.9	
Moderate risk	16.3	19.3	17.4	18.3	17.9	
Great risk	52.5	68.2	74.2	72.2	66.9	
N of Valid	202	233	236	169	840	
N of Miss	17	5	10	12	44	

Table 127: How much do you think people risk harming themselves (physically or in other ways) if they: try marijuana once or twice?


Response	6	8	10	12	Total	
No risk	25.9	10.4	14.1	20.1	17.1	
Slight risk	12.9	24.3	26.1	32.5	23.7	
Moderate risk	18.9	22.2	24.4	14.8	20.5	
Great risk	42.3	43.0	35.5	32.5	38.6	
N of Valid	201	230	234	169	834	
N of Miss	18	8	12	12	50	

Table 128: How much do you think people risk harming themselves (physically or in other ways) if they: smoke marijuana regularly?


Response	6	8	10	12	Total	
No risk	26.0	7.7	8.7	4.2	11.7	
Slight risk	3.1	5.4	8.3	16.8	8.0	
Moderate risk	8.2	10.4	13.5	22.2	13.1	
Great risk	62.8	76.6	69.4	56.9	67.2	
N of Valid	196	222	229	167	814	
N of Miss	23	16	17	14	70	

Table 129: How much do you think people risk harming themselves (physically or in other ways) if they: take one or two drinks of an alcoholic beverage (beer, wine, liquor) nearly every day?

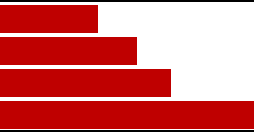
Response	6	8	10	12	Total	
No risk	24.7	11.7	10.2	8.2	13.7	
Slight risk	16.7	22.6	20.9	20.0	20.2	
Moderate risk	18.2	26.1	31.1	27.6	25.9	
Great risk	40.4	39.6	37.9	44.1	40.2	
N of Valid	198	230	235	170	833	
N of Miss	21	8	11	11	51	

Table 130: How much do you think people risk harming themselves (physically or in other ways) if they: have five or more drinks once or twice each weekend?


Response	6	8	10	12	Total	
No risk	26.6	8.7	8.9	4.7	12.2	
Slight risk	7.0	11.3	8.1	12.9	9.7	
Moderate risk	17.1	25.7	26.7	30.0	24.8	
Great risk	49.2	54.3	56.4	52.4	53.3	
N of Valid	199	230	236	170	835	
N of Miss	20	8	10	11	49	

Table 131: On how many occasions have you had alcoholic beverages (beer, wine or hard liquor) to drink in your lifetime - more than just a few sips?

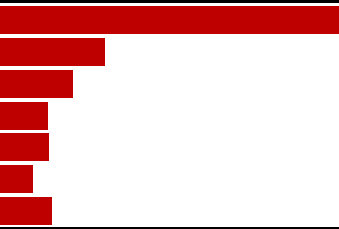
Response	6	8	10	12	Total	
0	80.0	54.3	50.6	31.0	54.7	
1-2	10.0	18.5	16.7	13.7	15.0	
3-5	4.0	11.6	11.3	11.9	9.8	
6-9	4.0	4.7	5.4	8.9	5.6	
10-19	1.0	3.9	6.7	12.5	5.7	
20-39	0.5	3.4	2.1	6.5	3.0	
40+	0.5	3.4	7.1	15.5	6.2	
N of Valid	200	232	239	168	839	
N of Miss	19	6	7	13	45	

Table 132: On how many occasions have you had beer, wine or hard liquor to drink during the past 30 days?








Response	6	8	10	12	Total	
0	94.0	85.3	81.5	67.5	82.8	
1-2	3.0	6.1	12.6	16.3	9.2	
3-5	2.5	5.6	2.5	8.4	4.6	
6-9	0.5	2.2	0.8	3.0	1.6	
10-19	0.0	0.4	1.3	2.4	1.0	
20-39	0.0	0.4	0.8	0.0	0.4	
40+	0.0	0.0	0.4	2.4	0.6	
N of Valid	200	231	238	166	835	
N of Miss	19	7	8	15	49	

Table 133: On how many occasions have you used marijuana (grass, pot) or hashish (hash, hash oil) in your lifetime?








Response	6	8	10	12	Total	
0	97.4	92.2	83.2	68.5	86.1	
1-2	2.0	3.9	5.0	10.7	5.2	
3-5	0.0	1.7	3.4	6.0	2.6	
6-9	0.5	0.9	1.3	1.2	1.0	
10-19	0.0	0.4	0.8	1.2	0.6	
20-39	0.0	0.0	1.7	4.8	1.4	
40+	0.0	0.9	4.6	7.7	3.1	
N of Valid	196	231	238	168	833	
N of Miss	23	7	8	13	51	

Table 134: On how many occasions have you used marijuana (grass, pot) or hashish (hash, hash oil) during the past 30 days?








Response	6	8	10	12	Total	
0	100.0	97.4	94.5	86.8	95.1	
1-2	0.0	0.9	1.7	3.6	1.4	
3-5	0.0	0.9	0.8	2.4	1.0	
6-9	0.0	0.9	0.0	2.4	0.7	
10-19	0.0	0.0	0.4	1.2	0.4	
20-39	0.0	0.0	0.0	1.8	0.4	
40+	0.0	0.0	2.5	1.8	1.1	
N of Valid	198	231	238	167	834	
N of Miss	21	7	8	14	50	

Table 135: On how many occasions have you used LSD or other psychedelics in your lifetime?






Response	6	8	10	12	Total	
0	100.0	99.6	99.2	97.0	99.0	
1-2	0.0	0.0	0.4	1.8	0.5	
3-5	0.0	0.0	0.0	1.2	0.2	
6-9	0.0	0.0	0.4	0.0	0.1	
10-19	0.0	0.4	0.0	0.0	0.1	
20-39	0.0	0.0	0.0	0.0	0.0	
40+	0.0	0.0	0.0	0.0	0.0	
N of Valid	195	230	238	167	830	
N of Miss	24	8	8	14	54	

Table 136: On how many occasions have you used LSD or other psychedelics during the past 30 days?



Response	6	8	10	12	Total	
0	100.0	100.0	99.6	100.0	99.9	
1-2	0.0	0.0	0.4	0.0	0.1	
3-5	0.0	0.0	0.0	0.0	0.0	
6-9	0.0	0.0	0.0	0.0	0.0	
10-19	0.0	0.0	0.0	0.0	0.0	
20-39	0.0	0.0	0.0	0.0	0.0	
40+	0.0	0.0	0.0	0.0	0.0	
N of Valid	195	230	238	166	829	
N of Miss	24	8	8	15	55	

Table 137: On how many occasions have you used cocaine or crack in your lifetime?





Response	6	8	10	12	Total	
0	100.0	99.1	98.3	97.6	98.8	
1-2	0.0	0.9	0.8	1.2	0.7	
3-5	0.0	0.0	0.4	0.6	0.2	
6-9	0.0	0.0	0.0	0.0	0.0	
10-19	0.0	0.0	0.0	0.0	0.0	
20-39	0.0	0.0	0.0	0.0	0.0	
40+	0.0	0.0	0.4	0.6	0.2	
N of Valid	195	231	238	166	830	
N of Miss	24	7	8	15	54	

Table 138: On how many occasions have you used cocaine or crack during the past 30 days?




Response	6	8	10	12	Total	
0	100.0	99.1	98.3	100.0	99.3	
1-2	0.0	0.9	1.3	0.0	0.6	
3-5	0.0	0.0	0.0	0.0	0.0	
6-9	0.0	0.0	0.0	0.0	0.0	
10-19	0.0	0.0	0.0	0.0	0.0	
20-39	0.0	0.0	0.0	0.0	0.0	
40+	0.0	0.0	0.4	0.0	0.1	
N of Valid	197	231	238	166	832	
N of Miss	22	7	8	15	52	

Table 139: On how many occasions have you sniffed glue, breathed the contents of an aerosol spray can, or inhaled other gases or sprays, in order to get high in your lifetime?








Response	6	8	10	12	Total	
0	92.9	82.7	88.2	95.8	89.3	
1-2	4.6	9.5	5.5	3.6	6.0	
3-5	1.5	3.0	3.4	0.0	2.2	
6-9	0.0	1.7	1.7	0.6	1.1	
10-19	0.0	1.7	0.8	0.0	0.7	
20-39	1.0	0.0	0.0	0.0	0.2	
40+	0.0	1.3	0.4	0.0	0.5	
N of Valid	197	231	238	166	832	
N of Miss	22	7	8	15	52	

Table 140: On how many occasions have you sniffed glue, breathed the contents of an aerosol spray can, or inhaled other gases or sprays, in order to get high during the past 30 days?







Response	6	8	10	12	Total	
0	97.0	93.9	97.5	100.0	96.9	
1-2	2.0	3.0	1.3	0.0	1.7	
3-5	0.0	2.2	0.4	0.0	0.7	
6-9	0.0	0.9	0.0	0.0	0.2	
10-19	0.5	0.0	0.4	0.0	0.2	
20-39	0.5	0.0	0.4	0.0	0.2	
40+	0.0	0.0	0.0	0.0	0.0	
N of Valid	197	231	238	166	832	
N of Miss	22	7	8	15	52	

Table 141: On how many occasions have you used phenoxydine (pox, px, breeze) in your lifetime?


Response	6	8	10	12	Total	
0	100.0	100.0	100.0	100.0	100.0	
1-2	0.0	0.0	0.0	0.0	0.0	
3-5	0.0	0.0	0.0	0.0	0.0	
6-9	0.0	0.0	0.0	0.0	0.0	
10-19	0.0	0.0	0.0	0.0	0.0	
20-39	0.0	0.0	0.0	0.0	0.0	
40+	0.0	0.0	0.0	0.0	0.0	
N of Valid	195	230	239	166	830	
N of Miss	24	8	7	15	54	

Table 142: On how many occasions have you used phenoxydine (pox, px, breeze) during the past 30 days?


Response	6	8	10	12	Total	
0	100.0	100.0	100.0	100.0	100.0	
1-2	0.0	0.0	0.0	0.0	0.0	
3-5	0.0	0.0	0.0	0.0	0.0	
6-9	0.0	0.0	0.0	0.0	0.0	
10-19	0.0	0.0	0.0	0.0	0.0	
20-39	0.0	0.0	0.0	0.0	0.0	
40+	0.0	0.0	0.0	0.0	0.0	
N of Valid	194	230	237	166	827	
N of Miss	25	8	9	15	57	

Table 143: On how many occasions have you used sedatives (tranquilizers, such as Valium or Xanax, barbiturates, or sleeping pills) without a doctor telling you to take them, in your lifetime?








Response	6	8	10	12	Total	
0	95.9	92.2	91.6	83.1	91.1	
1-2	3.6	2.6	2.9	2.4	2.9	
3-5	0.5	2.2	2.5	4.2	2.3	
6-9	0.0	1.7	0.4	3.0	1.2	
10-19	0.0	0.4	1.3	4.2	1.3	
20-39	0.0	0.0	0.8	1.2	0.5	
40+	0.0	0.9	0.4	1.8	0.7	
N of Valid	193	231	239	166	829	
N of Miss	26	7	7	15	55	

Table 144: On how many occasions have you used sedatives (tranquilizers, such as Valium or Xanax, barbiturates, or sleeping pills) without a doctor telling you to take them, during the past 30 days?







Response	6	8	10	12	Total	
0	98.4	95.2	95.8	92.8	95.7	
1-2	0.5	3.0	2.5	4.2	2.5	
3-5	0.0	0.9	1.3	0.6	0.7	
6-9	1.0	0.4	0.4	0.6	0.6	
10-19	0.0	0.4	0.0	1.2	0.4	
20-39	0.0	0.0	0.0	0.6	0.1	
40+	0.0	0.0	0.0	0.0	0.0	
N of Valid	192	231	239	166	828	
N of Miss	27	7	7	15	56	

Table 145: On how many occasions have you used Methamphetamines (meth, speed, crank, crystal meth) in your lifetime?




Response	6	8	10	12	Total	
0	100.0	99.6	98.7	98.8	99.3	
1-2	0.0	0.0	1.3	0.6	0.5	
3-5	0.0	0.4	0.0	0.6	0.2	
6-9	0.0	0.0	0.0	0.0	0.0	
10-19	0.0	0.0	0.0	0.0	0.0	
20-39	0.0	0.0	0.0	0.0	0.0	
40+	0.0	0.0	0.0	0.0	0.0	
N of Valid	191	230	238	166	825	
N of Miss	28	8	8	15	59	

Table 146: On how many occasions have you used Methamphetamines (meth, speed, crank, crystal meth) in the past 30 days?



Response	6	8	10	12	Total	
0	100.0	99.6	100.0	100.0	99.9	
1-2	0.0	0.4	0.0	0.0	0.1	
3-5	0.0	0.0	0.0	0.0	0.0	
6-9	0.0	0.0	0.0	0.0	0.0	
10-19	0.0	0.0	0.0	0.0	0.0	
20-39	0.0	0.0	0.0	0.0	0.0	
40+	0.0	0.0	0.0	0.0	0.0	
N of Valid	192	230	238	166	826	
N of Miss	27	8	8	15	58	

Table 147: On how many occasions have you used stimulants, other than Methamphetamines (such as amphetamines, Ritalin or Dexedrine) without a doctor telling you to take them, in your lifetime?






Response	6	8	10	12	Total	
0	100.0	98.7	98.3	97.0	98.5	
1-2	0.0	0.9	0.4	3.0	1.0	
3-5	0.0	0.0	0.4	0.0	0.1	
6-9	0.0	0.4	0.4	0.0	0.2	
10-19	0.0	0.0	0.0	0.0	0.0	
20-39	0.0	0.0	0.0	0.0	0.0	
40+	0.0	0.0	0.4	0.0	0.1	
N of Valid	190	231	238	166	825	
N of Miss	29	7	8	15	59	

Table 148: On how many occasions have you used stimulants, other than Methamphetamines (such as amphetamines, Ritalin or Dexedrine) without a doctor telling you to take them, during the past 30 days?




Response	6	8	10	12	Total	
0	100.0	99.1	99.6	98.8	99.4	
1-2	0.0	0.4	0.4	1.2	0.5	
3-5	0.0	0.4	0.0	0.0	0.1	
6-9	0.0	0.0	0.0	0.0	0.0	
10-19	0.0	0.0	0.0	0.0	0.0	
20-39	0.0	0.0	0.0	0.0	0.0	
40+	0.0	0.0	0.0	0.0	0.0	
N of Valid	191	230	236	166	823	
N of Miss	28	8	10	15	61	

Table 149: On how many occasions have you used heroin or other opiates in your lifetime?




Response	6	8	10	12	Total	
0	100.0	98.7	99.6	100.0	99.5	
1-2	0.0	0.4	0.4	0.0	0.2	
3-5	0.0	0.9	0.0	0.0	0.2	
6-9	0.0	0.0	0.0	0.0	0.0	
10-19	0.0	0.0	0.0	0.0	0.0	
20-39	0.0	0.0	0.0	0.0	0.0	
40+	0.0	0.0	0.0	0.0	0.0	
N of Valid	190	230	236	166	822	
N of Miss	29	8	10	15	62	

Table 150: On how many occasions have you used heroin or other opiates during the past 30 days?



Response	6	8	10	12	Total	
0	100.0	99.6	100.0	100.0	99.9	
1-2	0.0	0.4	0.0	0.0	0.1	
3-5	0.0	0.0	0.0	0.0	0.0	
6-9	0.0	0.0	0.0	0.0	0.0	
10-19	0.0	0.0	0.0	0.0	0.0	
20-39	0.0	0.0	0.0	0.0	0.0	
40+	0.0	0.0	0.0	0.0	0.0	
N of Valid	191	229	234	166	820	
N of Miss	28	9	12	15	64	

Table 151: On how many occasions have you used MDMA ('X', 'E', or ecstasy) in your lifetime?






Response	6	8	10	12	Total	
0	99.5	98.7	97.0	96.4	97.9	
1-2	0.0	0.4	1.3	3.6	1.2	
3-5	0.5	0.9	0.4	0.0	0.5	
6-9	0.0	0.0	0.0	0.0	0.0	
10-19	0.0	0.0	0.8	0.0	0.2	
20-39	0.0	0.0	0.4	0.0	0.1	
40+	0.0	0.0	0.0	0.0	0.0	
N of Valid	188	229	237	166	820	
N of Miss	31	9	9	15	64	

Table 152: On how many occasions have you used MDMA ('X', 'E', or ecstasy) during the past 30 days?



Response	6	8	10	12	Total	
0	99.5	98.7	99.2	100.0	99.3	
1-2	0.5	1.3	0.8	0.0	0.7	
3-5	0.0	0.0	0.0	0.0	0.0	
6-9	0.0	0.0	0.0	0.0	0.0	
10-19	0.0	0.0	0.0	0.0	0.0	
20-39	0.0	0.0	0.0	0.0	0.0	
40+	0.0	0.0	0.0	0.0	0.0	
N of Valid	188	227	236	166	817	
N of Miss	31	11	10	15	67	

Table 153: On how many occasions have you taken prescription drugs (such as Valium, Xanax, Ritalin, Adderall, OxyContin, Darvocet, or sleeping pills) on your own-that is, without a doctor telling you to take them in your lifetime?








Response	6	8	10	12	Total	
0	96.9	92.6	89.9	80.1	90.3	
1-2	2.1	3.5	3.8	6.0	3.8	
3-5	0.5	1.3	2.5	3.0	1.8	
6-9	0.0	1.3	1.3	2.4	1.2	
10-19	0.0	0.0	1.3	6.0	1.6	
20-39	0.0	0.0	0.4	1.2	0.4	
40+	0.5	1.3	0.8	1.2	1.0	
N of Valid	191	230	238	166	825	
N of Miss	28	8	8	15	59	

Table 154: On how many occasions have you taken prescription drugs (such as Valium, Xanax, Ritalin, Adderall, OxyContin, Darvocet, or sleeping pills) on your own-that is, without a doctor telling you to take them during the past 30 days?








Response	6	8	10	12	Total	
0	99.0	95.2	96.6	91.6	95.8	
1-2	0.5	3.1	2.5	4.8	2.7	
3-5	0.0	0.4	0.8	1.2	0.6	
6-9	0.0	0.4	0.0	0.6	0.2	
10-19	0.0	0.9	0.0	1.2	0.5	
20-39	0.0	0.0	0.0	0.6	0.1	
40+	0.5	0.0	0.0	0.0	0.1	
N of Valid	193	229	236	166	824	
N of Miss	26	9	10	15	60	

Table 155: On how many occasions have you taken non-prescription medicines such as diet pills (for example, Dietac, Dexatrim or Prolamine), stay-awake pills (for example No-Doz, Vivarin, or Wake), or cough or cold medicines (robos, DXM, etc.) to get high in your lifetime?







Response	6	8	10	12	Total	
0	99.0	95.7	94.9	89.2	94.9	
1-2	1.0	1.7	2.5	5.4	2.5	
3-5	0.0	0.0	1.3	1.2	0.6	
6-9	0.0	0.9	0.8	0.6	0.6	
10-19	0.0	0.0	0.0	1.2	0.2	
20-39	0.0	0.0	0.0	0.0	0.0	
40+	0.0	1.7	0.4	2.4	1.1	
N of Valid	191	231	237	166	825	
N of Miss	28	7	9	15	59	

Table 156: On how many occasions have you taken non-prescription medicines such as diet pills (for example, Dietac, Dexatrim or Prolamine), stay-awake pills (for example No-Doz, Vivarin, or Wake), or cough or cold medicines (robos, DXM, etc.) to get high during the past 30 days?





Response	6	8	10	12	Total	
0	99.5	97.4	98.3	97.6	98.2	
1-2	0.5	1.3	1.3	2.4	1.3	
3-5	0.0	0.9	0.0	0.0	0.2	
6-9	0.0	0.4	0.4	0.0	0.2	
10-19	0.0	0.0	0.0	0.0	0.0	
20-39	0.0	0.0	0.0	0.0	0.0	
40+	0.0	0.0	0.0	0.0	0.0	
N of Valid	189	231	237	166	823	
N of Miss	30	7	9	15	61	

Table 157: On how many occasions have you been drunk or very high from drinking alcoholic beverages during the past 30 days?








Response	6	8	10	12	Total	
0	97.4	92.6	91.5	75.3	89.9	
1-2	2.1	3.5	5.1	11.4	5.2	
3-5	0.0	0.9	2.1	5.4	1.9	
6-9	0.5	1.7	0.4	1.2	1.0	
10-19	0.0	0.9	0.0	1.8	0.6	
20-39	0.0	0.4	0.0	0.6	0.2	
40+	0.0	0.0	0.9	4.2	1.1	
N of Valid	191	231	235	166	823	
N of Miss	28	7	11	15	61	

Table 158: Think back over the last two weeks. How many times have you had five or more alcoholic drinks in a row?


Response	6	8	10	12	Total	
None	93.3	90.0	86.1	74.9	86.6	
Once	3.6	3.5	4.6	9.6	5.1	
Twice	0.5	2.2	4.6	7.8	3.6	
3-5 times	1.0	2.2	3.4	4.2	2.7	
6-9 times	0.5	1.7	0.8	1.8	1.2	
10 or more times	1.0	0.4	0.4	1.8	0.8	
N of Valid	193	229	237	167	826	
N of Miss	26	9	9	14	58	

Table 159: Have you ever used smokeless tobacco (chew, snuff, plug, dipping tobacco, or chewing tobacco)?


Response	6	8	10	12	Total	
Never	91.2	86.9	85.2	86.2	87.3	
Once or Twice	6.2	6.1	8.0	6.6	6.8	
Once in a while but not regularly	2.1	3.1	3.4	1.8	2.7	
Regularly in the past	0.5	0.9	1.3	1.8	1.1	
Regularly now	0.0	3.1	2.1	3.6	2.2	
N of Valid	193	229	237	167	826	
N of Miss	26	9	9	14	58	

Table 160: How often have you taken smokeless tobacco during the past 30 days?


Response	6	8	10	12	Total	
Not at all	97.4	93.9	94.5	93.9	94.9	
Once or twice	1.1	2.6	2.5	3.0	2.3	
Once or twice per week	1.6	0.4	0.4	0.0	0.6	
Three to five times per week	0.0	0.9	0.8	0.0	0.5	
About once a day	0.0	1.3	0.4	0.6	0.6	
More than once a day	0.0	0.9	1.3	2.4	1.1	
N of Valid	190	228	237	165	820	
N of Miss	29	10	9	16	64	

Table 161: Have you ever smoked cigarettes?






Response	6	8	10	12	Total	
Never	83.3	70.6	62.1	51.8	67.4	
Once or Twice	10.9	20.6	21.3	22.9	19.0	
Once in a while but not regularly	3.6	2.6	7.2	7.2	5.1	
Regularly in the past	1.6	3.1	3.4	5.4	3.3	
Regularly now	0.5	3.1	6.0	12.7	5.2	
N of Valid	192	228	235	166	821	
N of Miss	27	10	11	15	63	

Table 162: How frequently have you smoked cigarettes during the past 30 days?







Response	6	8	10	12	Total	
Not at all	98.4	93.9	89.4	81.2	91.1	
Less than one cigarette per day	1.1	2.2	3.0	4.2	2.6	
One to five cigarettes per day	0.5	1.7	4.2	6.1	3.1	
About one-half pack per day	0.0	0.4	1.7	4.8	1.6	
About one pack per day	0.0	1.3	1.3	2.4	1.2	
About one and one-half packs per day	0.0	0.4	0.4	1.2	0.5	
Two packs or more per day	0.0	0.0	0.0	0.0	0.0	
N of Valid	189	229	236	165	819	
N of Miss	30	9	10	16	65	

Table 163: During the last month, about how many marijuana cigarettes, or the equivalent, did you smoke a day, on the average?








Response	6	8	10	12	Total	
None	99.0	95.6	93.6	89.1	94.5	
Less than 1 a day	0.5	2.2	2.1	4.8	2.3	
1 a day	0.0	0.0	0.0	0.6	0.1	
2-3 a day	0.0	0.9	1.7	3.6	1.5	
4-6 a day	0.5	1.3	0.8	0.0	0.7	
7-10 a day	0.0	0.0	0.4	1.2	0.4	
11 or more a day	0.0	0.0	1.3	0.6	0.5	
N of Valid	191	228	236	165	820	
N of Miss	28	10	10	16	64	

Table 164: If you drank alcohol (not just a sip or taste) in the past year, how did you usually get it?













Response	6	8	10	12	Total	
I did not drink alcohol in the past year	85.9	71.7	62.8	45.9	67.1	
I bought it myself with a fake ID	0.6	0.9	0.0	1.3	0.6	
I bought it myself without a fake ID	0.0	0.0	0.4	2.5	0.6	
I got it from someone I know age 21 or older	1.1	5.8	13.0	20.8	9.9	
I got it from someone I know under age 21	1.1	1.3	5.2	6.3	3.4	
I got it from my brother or sister	0.6	3.1	1.7	1.9	1.9	
I got it from home with my parents' permission	0.6	3.6	5.2	5.0	3.7	
I got it from home without my parents' permission	1.7	3.1	1.7	0.0	1.8	
I got it from another relative	1.1	4.5	1.7	3.8	2.8	
A stranger bought it for me	0.0	0.0	1.3	1.3	0.6	
I took it from a store or shop	1.1	0.0	0.0	0.6	0.4	
Other	6.2	5.8	6.9	10.7	7.2	
N of Valid	177	223	231	159	790	
N of Miss	42	15	15	22	94	

Table 165: If you drank alcohol (not just a sip or taste) in the past year, where did you usually drink it?

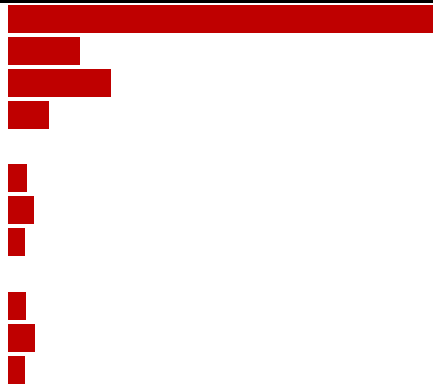
Response	6	8	10	12	Total	
I did not drink alcohol in the past year	87.9	71.6	64.3	44.8	67.7	
at my home	5.8	12.8	8.8	9.1	9.3	
at someone else's home	3.5	10.6	17.6	27.3	14.4	
at an open area like a park, beach, field, back road, woods, or a street corner	1.2	3.2	3.5	9.7	4.1	
at a sporting event or concert	0.6	0.5	0.4	0.6	0.5	
at a restaurant, bar, or a nightclub	0.6	0.5	1.3	4.5	1.6	
at an empty building or a construction site	0.0	0.0	0.4	0.0	0.1	
at a hotel/motel	0.0	0.0	0.4	0.6	0.3	
in a car	0.6	0.9	3.1	2.6	1.8	
at school	0.0	0.0	0.0	0.6	0.1	
N of Valid	173	218	227	154	772	
N of Miss	46	20	19	27	112	

Table 166: If you smoked cigarettes (not just a puff or drag) in the past year, how did you usually get them?













Response	6	8	10	12	Total	
I did not smoke cigarettes in the past year	90.6	87.0	78.3	72.7	82.3	
I bought them myself with a fake ID	0.0	0.4	0.0	0.0	0.1	
I bought them myself without a fake ID	0.0	0.0	0.4	7.5	1.7	
I got them from someone I know age 18 or older	0.6	2.2	8.3	7.5	4.7	
I got them from someone I know under age 18	1.2	1.3	2.2	1.9	1.7	
I got them from my brother or sister	1.2	0.0	0.4	0.6	0.5	
I got them from home with my parents' permission	0.0	0.0	0.9	1.9	0.6	
I got them from home without my parents' permission	1.2	1.8	1.3	1.2	1.4	
I got them from another relative	2.3	2.7	0.4	0.6	1.5	
A stranger bought them for me	0.0	0.4	0.4	0.0	0.3	
I took them from a store or shop	0.6	0.0	0.4	0.0	0.3	
Other	2.3	4.0	7.0	6.2	5.0	
N of Valid	171	223	230	161	785	
N of Miss	48	15	16	20	99	

Table 167: If you smoked cigarettes (not just a puff or drag) in the past year, where did you usually smoke them?

Response	6	8	10	12	Total	
I did not smoke cigarettes in the past year	90.5	87.4	81.8	75.0	83.9	
at my home	3.6	3.2	6.2	9.6	5.4	
at someone else's home	2.4	4.1	6.2	6.4	4.8	
at an open area like a park, beach, field, back road, woods, or a street corner	3.6	3.6	1.3	1.9	2.6	
at a sporting event or concert	0.0	0.0	0.0	0.0	0.0	
at a restaurant, bar, or a nightclub	0.0	0.5	0.0	0.0	0.1	
at an empty building or a construction site	0.0	0.0	0.4	0.0	0.1	
at a hotel/motel	0.0	0.0	0.0	0.0	0.0	
in a car	0.0	1.4	2.7	7.1	2.6	
at school	0.0	0.0	1.3	0.0	0.4	
N of Valid	168	222	225	156	771	
N of Miss	51	16	21	25	113	

Table 168: During the past 30 days, how many times did you ride in a car or other vehicle driven by someone who had been drinking alcohol?

Response	6	8	10	12	Total	
0 times	76.5	71.8	78.2	73.6	75.1	
1 time	8.4	7.5	7.7	12.3	8.7	
2 or 3 times	7.3	10.1	4.7	8.0	7.5	
4 or 5 times	2.8	4.0	3.0	1.2	2.9	
6 or more times	5.0	6.6	6.4	4.9	5.9	
N of Valid	179	227	234	163	803	
N of Miss	40	11	12	18	81	

Table 169: During the past 30 days, how many times did you drive a car or other vehicle when you had been drinking alcohol?







Response	6	8	10	12	Total	
I did not drive a car in the past 30 days	49.7	50.0	48.7	31.4	45.7	
0 times	43.9	42.7	43.8	56.6	46.1	
1 time	2.9	0.9	4.0	3.8	2.8	
2 or 3 times	1.2	3.7	1.8	3.1	2.4	
4 or 5 times	1.7	1.4	0.0	1.9	1.2	
6 or more times	0.6	1.4	1.8	3.1	1.7	
N of Valid	173	218	226	159	776	
N of Miss	46	20	20	22	108	

Table 170: How wrong would most adults (over 21) in your neighborhood think it is for kids your age: to use marijuana?





Response	6	8	10	12	Total	
Very wrong	90.3	86.5	74.9	73.9	81.4	
Wrong	4.0	6.3	10.8	14.3	8.7	
A little bit wrong	2.3	5.4	7.4	7.5	5.7	
Not wrong at all	3.4	1.8	6.9	4.3	4.2	
N of Valid	175	222	231	161	789	
N of Miss	44	16	15	20	95	

Table 171: How wrong would most adults (over 21) in your neighborhood think it is for kids your age: to drink alcohol?





Response	6	8	10	12	Total	
Very wrong	77.5	68.2	63.3	50.3	65.1	
Wrong	12.7	13.5	13.1	19.9	14.5	
A little bit wrong	5.8	10.8	11.4	21.1	12.0	
Not wrong at all	4.0	7.6	12.2	8.7	8.4	
N of Valid	173	223	229	161	786	
N of Miss	46	15	17	20	98	

Table 172: How wrong would most adults (over 21) in your neighborhood think it is for kids your age: to smoke cigarettes?





Response	6	8	10	12	Total	
Very wrong	80.6	73.1	61.9	48.4	66.5	
Wrong	9.7	13.9	14.7	21.7	14.8	
A little bit wrong	5.7	8.5	9.1	16.8	9.7	
Not wrong at all	4.0	4.5	14.3	13.0	9.0	
N of Valid	175	223	231	161	790	
N of Miss	44	15	15	20	94	

Table 173: How much do each of the following statements describe your neighborhood? crime and/or drug selling





Response	6	8	10	12	Total	
NO!	77.6	63.7	60.7	59.4	65.0	
no	10.9	12.6	17.0	20.0	15.0	
yes	5.7	13.5	17.9	11.9	12.7	
YES!	5.7	10.3	4.4	8.8	7.3	
N of Valid	174	223	229	160	786	
N of Miss	45	15	17	21	98	

Table 174: How much do each of the following statements describe your neighborhood? fights





Response	6	8	10	12	Total	
NO!	64.2	57.8	53.7	56.6	57.8	
no	8.7	13.9	22.3	23.9	17.2	
yes	15.0	18.8	18.3	13.8	16.8	
YES!	12.1	9.4	5.7	5.7	8.2	
N of Valid	173	223	229	159	784	
N of Miss	46	15	17	22	100	

Table 175: How much do each of the following statements describe your neighborhood? lots of empty or abandoned buildings





Response	6	8	10	12	Total	
NO!	69.9	66.1	66.4	67.3	67.3	
no	16.2	21.9	23.6	21.4	21.0	
yes	7.5	8.0	7.0	9.4	7.9	
YES!	6.4	4.0	3.1	1.9	3.8	
N of Valid	173	224	229	159	785	
N of Miss	46	14	17	22	99	

Table 176: How much do each of the following statements describe your neighborhood? lots of graffiti





Response	6	8	10	12	Total	
NO!	79.6	73.1	75.8	78.8	76.4	
no	12.6	18.4	19.0	20.0	17.7	
yes	3.0	5.4	2.6	0.6	3.1	
YES!	4.8	3.1	2.6	0.6	2.8	
N of Valid	167	223	231	160	781	
N of Miss	52	15	15	21	103	

Table 177: If I had to move, I would miss the neighborhood I now live in.





Response	6	8	10	12	Total	
NO!	24.3	14.2	15.2	21.5	18.1	
no	10.1	12.4	20.8	14.6	14.8	
yes	19.5	34.1	31.2	36.7	30.6	
YES!	46.2	39.4	32.9	27.2	36.5	
N of Valid	169	226	231	158	784	
N of Miss	50	12	15	23	100	

Table 178: My neighbors notice when I am doing a good job and let me know about it.

Response	6	8	10	12	Total	
NO!	41.7	34.7	33.3	36.1	36.1	
no	25.6	31.6	35.1	33.5	31.7	
yes	18.5	19.1	21.2	19.0	19.6	
YES!	14.3	14.7	10.4	11.4	12.7	
N of Valid	168	225	231	158	782	
N of Miss	51	13	15	23	102	

Table 179: I like my neighborhood.

Response	6	8	10	12	Total	
NO!	17.6	11.8	11.3	10.2	12.6	
no	10.3	7.3	19.1	17.2	13.5	
yes	28.5	37.7	40.0	47.1	38.3	
YES!	43.6	43.2	29.6	25.5	35.6	
N of Valid	165	220	230	157	772	
N of Miss	54	18	16	24	112	

Table 180: There are lots of adults in my neighborhood I could talk to about something important.

Response	6	8	10	12	Total	
NO!	29.8	26.8	28.4	34.2	29.4	
no	22.6	27.7	32.8	22.6	27.1	
yes	25.0	22.8	24.0	30.3	25.1	
YES!	22.6	22.8	14.8	12.9	18.4	
N of Valid	168	224	229	155	776	
N of Miss	51	14	17	26	108	

Table 181: I'd like to get out of my neighborhood.





Response	6	8	10	12	Total	
NO!	48.2	41.0	28.3	20.6	34.7	
no	23.2	32.4	37.0	40.0	33.3	
yes	11.3	15.3	18.3	18.1	15.9	
YES!	17.3	11.3	16.5	21.3	16.1	
N of Valid	168	222	230	155	775	
N of Miss	51	16	16	26	109	

Table 182: There are people in my neighborhood who are proud of me when I do something well.





Response	6	8	10	12	Total	
NO!	27.4	22.1	21.3	25.6	23.7	
no	16.5	21.7	30.0	15.4	21.8	
yes	28.7	33.2	34.8	39.7	34.0	
YES!	27.4	23.0	13.9	19.2	20.5	
N of Valid	164	226	230	156	776	
N of Miss	55	12	16	25	108	

Table 183: There are people in my neighborhood who encourage me to do my best.





Response	6	8	10	12	Total	
NO!	25.5	19.0	19.1	26.3	21.9	
no	15.2	19.5	27.8	20.5	21.2	
yes	29.7	33.6	36.5	34.0	33.7	
YES!	29.7	27.9	16.5	19.2	23.2	
N of Valid	165	226	230	156	777	
N of Miss	54	12	16	25	107	

Table 184: I feel safe in my neighborhood.





Response	6	8	10	12	Total	
NO!	18.7	13.0	11.7	6.4	12.5	
no	16.9	13.0	15.2	15.4	15.0	
yes	20.5	33.2	36.1	40.4	32.8	
YES!	44.0	40.8	37.0	37.8	39.7	
N of Valid	166	223	230	156	775	
N of Miss	53	15	16	25	109	

Table 185: Which of the following activities for people your age are available in your community? sports teams?



Response	6	8	10	12	Total	
No	16.8	12.8	11.6	12.0	13.1	
Yes	83.2	87.2	88.4	88.0	86.9	
N of Valid	161	226	232	158	777	
N of Miss	58	12	14	23	107	

Table 186: Which of the following activities for people your age are available in your community? scouting?



Response	6	8	10	12	Total	
No	51.9	47.1	45.2	49.0	47.9	
Yes	48.1	52.9	54.8	51.0	52.1	
N of Valid	154	225	228	153	760	
N of Miss	65	13	18	28	124	

Table 187: Which of the following activities for people your age are available in your community? boys and girls clubs?



Response	6	8	10	12	Total	
No	41.4	25.7	21.7	33.1	29.2	
Yes	58.6	74.3	78.3	66.9	70.8	
N of Valid	157	226	230	157	770	
N of Miss	62	12	16	24	114	

Table 188: Which of the following activities for people your age are available in your community? 4-H clubs?



Response	6	8	10	12	Total	
No	74.7	63.5	53.1	55.2	60.8	
Yes	25.3	36.5	46.9	44.8	39.2	
N of Valid	146	219	228	154	747	
N of Miss	73	19	18	27	137	

Table 189: Which of the following activities for people your age are available in your community? service clubs?



Response	6	8	10	12	Total	
No	77.1	55.3	46.3	41.3	53.8	
Yes	22.9	44.7	53.7	58.7	46.2	
N of Valid	144	219	229	155	747	
N of Miss	75	19	17	26	137	

Table 190: If a kid smoked marijuana in your neighborhood would he or she be caught by the police?





Response	6	8	10	12	Total	
NO!	34.6	22.4	25.2	29.2	27.1	
no	15.7	34.1	39.1	47.4	34.6	
yes	24.8	21.5	23.0	13.6	21.1	
YES!	24.8	22.0	12.6	9.7	17.2	
N of Valid	153	223	230	154	760	
N of Miss	66	15	16	27	124	

Table 191: If a kid drank some beer, wine or hard liquor (for example, vodka, whiskey, or gin) in your neighborhood would he or she be caught by the police?





Response	6	8	10	12	Total	
NO!	35.1	25.2	29.6	33.3	30.2	
no	19.5	39.2	45.7	51.0	39.5	
yes	21.4	19.4	18.3	11.1	17.8	
YES!	24.0	16.2	6.5	4.6	12.5	
N of Valid	154	222	230	153	759	
N of Miss	65	16	16	28	125	

Table 192: If a kid carried a handgun in your neighborhood would he or she be caught by the police?





Response	6	8	10	12	Total	
NO!	29.9	20.8	24.0	25.5	24.6	
no	18.8	26.2	31.4	37.3	28.5	
yes	21.4	23.1	29.3	24.2	24.8	
YES!	29.9	29.9	15.3	13.1	22.1	
N of Valid	154	221	229	153	757	
N of Miss	65	17	17	28	127	

Table 193: If you wanted to get some cigarettes, how easy would it be for you to get some?





Response	6	8	10	12	Total	
Very hard	69.7	55.7	31.9	17.1	43.2	
Sort of hard	4.8	7.8	10.0	2.6	6.8	
Sort of easy	7.6	14.6	26.6	16.4	17.3	
Very easy	17.9	21.9	31.4	63.8	32.6	
N of Valid	145	219	229	152	745	
N of Miss	74	19	17	29	139	

Table 194: If you wanted to get some beer, wine or hard liquor (for example, vodka, whiskey, or gin), how easy would it be for you to get some?





Response	6	8	10	12	Total	
Very hard	62.8	46.3	28.5	15.1	37.7	
Sort of hard	11.0	13.3	15.4	7.9	12.4	
Sort of easy	10.3	17.9	21.9	21.1	18.3	
Very easy	15.9	22.5	34.2	55.9	31.6	
N of Valid	145	218	228	152	743	
N of Miss	74	20	18	29	141	

Table 195: If you wanted to get a drug like cocaine, LSD, or amphetamines, how easy would it be for you to get some?





Response	6	8	10	12	Total	
Very hard	88.2	81.2	65.1	41.7	69.5	
Sort of hard	2.8	5.0	15.3	26.5	12.1	
Sort of easy	2.8	6.9	10.0	15.2	8.8	
Very easy	6.3	6.9	9.6	16.6	9.6	
N of Valid	144	218	229	151	742	
N of Miss	75	20	17	30	142	

Table 196: If you wanted to get a handgun, how easy would it be for you to get one?





Response	6	8	10	12	Total	
Very hard	66.0	58.7	48.5	41.1	53.4	
Sort of hard	8.3	14.2	19.7	11.9	14.3	
Sort of easy	12.5	13.8	10.9	17.2	13.3	
Very easy	13.2	13.3	21.0	29.8	19.0	
N of Valid	144	218	229	151	742	
N of Miss	75	20	17	30	142	

Table 197: If you wanted to get some marijuana, how easy would it be for you to get some?





Response	6	8	10	12	Total	
Very hard	85.4	70.2	41.5	25.0	55.0	
Sort of hard	2.8	6.9	16.2	10.5	9.7	
Sort of easy	2.8	8.7	17.0	18.4	12.1	
Very easy	9.0	14.2	25.3	46.1	23.1	
N of Valid	144	218	229	152	743	
N of Miss	75	20	17	29	141	

Table 198: During the past 12 months, have you participated in any alcohol prevention programs or seen any alcohol prevention messages in your school or community?
Yes, a school-based program focused on preventing underage drinking and/or drinking and driving.



Response	6	8	10	12	Total	
No	75.8	68.1	74.8	80.7	74.4	
Yes	24.2	31.9	25.2	19.3	25.6	
N of Valid	219	238	246	181	884	
N of Miss	0	0	0	0	0	

Table 199: During the past 12 months, have you participated in any alcohol prevention programs or seen any alcohol prevention messages in your school or community? Yes, a community-based program focused on preventing underage drinking and/or drinking and driving (for example, through your church or temple or through youth groups like Boys and Girls Club or 4-H).



Response	6	8	10	12	Total	
No	91.8	91.6	93.1	96.1	93.0	
Yes	8.2	8.4	6.9	3.9	7.0	
N of Valid	219	238	246	181	884	
N of Miss	0	0	0	0	0	

Table 200: During the past 12 months, have you participated in any alcohol prevention programs or seen any alcohol prevention messages in your school or community? Yes, a media campaign addressing underage drinking and/or drinking and driving (for example, newspaper ads, posters, pamphlets, radio, TV).



Response	6	8	10	12	Total	
No	93.2	88.7	87.8	87.3	89.3	
Yes	6.8	11.3	12.2	12.7	10.7	
N of Valid	219	238	246	181	884	
N of Miss	0	0	0	0	0	

Table 201: During the past 12 months, have you participated in any alcohol prevention programs or seen any alcohol prevention messages in your school or community? No



Response	6	8	10	12	Total	
No	65.3	54.6	43.1	43.6	51.8	
Yes	34.7	45.4	56.9	56.4	48.2	
N of Valid	219	238	246	181	884	
N of Miss	0	0	0	0	0	

Table 202: How wrong do your parents feel it would be for YOU to: drink beer, wine or hard liquor (for example, vodka, whiskey or gin) regularly?

Response	6	8	10	12	Total	
Very wrong	83.6	78.2	76.0	63.0	75.5	
Wrong	11.2	13.2	14.0	18.2	14.0	
A little bit wrong	3.9	5.9	7.0	14.3	7.5	
Not wrong at all	1.3	2.7	3.1	4.5	2.9	
N of Valid	152	220	229	154	755	
N of Miss	67	18	17	27	129	

Table 203: How wrong do your parents feel it would be for YOU to: smoke cigarettes?

Response	6	8	10	12	Total	
Very wrong	88.8	87.3	81.7	66.2	81.6	
Wrong	7.9	6.4	12.7	18.8	11.1	
A little bit wrong	2.0	5.5	3.1	8.4	4.6	
Not wrong at all	1.3	0.9	2.6	6.5	2.6	
N of Valid	152	220	229	154	755	
N of Miss	67	18	17	27	129	

Table 204: How wrong do your parents feel it would be for YOU to: smoke marijuana?

Response	6	8	10	12	Total	
Very wrong	96.6	93.6	91.1	83.6	91.4	
Wrong	2.0	3.7	5.4	10.5	5.2	
A little bit wrong	0.7	1.8	1.3	3.3	1.7	
Not wrong at all	0.7	0.9	2.2	2.6	1.6	
N of Valid	149	218	224	152	743	
N of Miss	70	20	22	29	141	

Table 205: How wrong do your parents feel it would be for YOU to: steal something worth more than \$5?





Response	6	8	10	12	Total	
Very wrong	86.0	86.8	87.7	87.0	86.9	
Wrong	10.0	6.8	7.5	9.7	8.3	
A little bit wrong	2.0	3.7	4.8	0.6	3.1	
Not wrong at all	2.0	2.7	0.0	2.6	1.7	
N of Valid	150	219	227	154	750	
N of Miss	69	19	19	27	134	

Table 206: How wrong do your parents feel it would be for YOU to: draw graffiti, write things, or draw pictures on buildings or other property (without the owner's permission)?





Response	6	8	10	12	Total	
Very wrong	90.5	85.9	87.8	85.1	87.2	
Wrong	6.1	7.7	6.6	8.4	7.2	
A little bit wrong	1.4	2.7	3.5	3.2	2.8	
Not wrong at all	2.0	3.6	2.2	3.2	2.8	
N of Valid	148	220	229	154	751	
N of Miss	71	18	17	27	133	

Table 207: How wrong do your parents feel it would be for YOU to: pick a fight with someone?





Response	6	8	10	12	Total	
Very wrong	76.8	60.9	69.0	65.6	67.5	
Wrong	10.6	17.3	21.0	22.1	18.0	
A little bit wrong	9.3	17.7	7.4	10.4	11.4	
Not wrong at all	3.3	4.1	2.6	1.9	3.1	
N of Valid	151	220	229	154	754	
N of Miss	68	18	17	27	130	

Table 208: During the past 12 months, have you talked with at least one of your parents about the dangers of underage drinking and/or drinking and driving? By parents, we mean either your biological parents, adoptive parents, stepparents, or adult guardians - whether or not they live with you.



Response	6	8	10	12	Total	
No	58.8	53.6	53.6	57.0	55.3	
Yes	41.2	46.4	46.4	43.0	44.7	
N of Valid	131	209	222	151	713	
N of Miss	88	29	24	30	171	

Table 209: Have any of your brothers or sisters ever: drunk beer, wine or hard liquor (for example, vodka, whiskey or gin)?




Response	6	8	10	12	Total	
No	75.5	49.8	50.9	34.9	52.0	
Yes	23.1	47.0	44.7	61.8	44.7	
I don't have any brothers or sisters	1.4	3.2	4.4	3.3	3.2	
N of Valid	143	217	228	152	740	
N of Miss	76	21	18	29	144	

Table 210: Have any of your brothers or sisters ever: smoked marijuana?




Response	6	8	10	12	Total	
No	92.3	76.4	71.9	58.6	74.4	
Yes	6.3	19.5	24.1	38.2	22.2	
I don't have any brothers or sisters	1.4	4.1	3.9	3.3	3.4	
N of Valid	143	220	228	152	743	
N of Miss	76	18	18	29	141	

Table 211: Have any of your brothers or sisters ever: smoked cigarettes?




Response	6	8	10	12	Total	
No	81.8	62.8	60.5	49.3	63.0	
Yes	16.8	33.9	35.5	46.7	33.7	
I don't have any brothers or sisters	1.4	3.2	3.9	3.9	3.2	
N of Valid	143	218	228	152	741	
N of Miss	76	20	18	29	143	

Table 212: Have any of your brothers or sisters ever: taken a handgun to school?




Response	6	8	10	12	Total	
No	96.5	94.1	94.7	96.0	95.1	
Yes	2.1	2.3	1.3	0.7	1.6	
I don't have any brothers or sisters	1.4	3.7	4.0	3.3	3.3	
N of Valid	142	219	227	150	738	
N of Miss	77	19	19	31	146	

Table 213: Have any of your brothers or sisters ever: been suspended or expelled from school?




Response	6	8	10	12	Total	
No	77.3	62.7	63.0	64.9	66.0	
Yes	21.3	33.6	33.0	31.8	30.7	
I don't have any brothers or sisters	1.4	3.7	4.0	3.3	3.3	
N of Valid	141	217	227	151	736	
N of Miss	78	21	19	30	148	

Table 214: The rules in my family are clear.


Response	6	8	10	12	Total	
NO!	10.4	5.0	2.6	3.9	5.1	
no	4.2	11.5	7.0	7.2	7.8	
yes	20.8	31.2	40.8	39.5	33.8	
YES!	64.6	52.3	49.6	49.3	53.2	
N of Valid	144	218	228	152	742	
N of Miss	75	20	18	29	142	

Table 215: People in my family often insult or yell at each other.

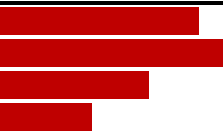
Response	6	8	10	12	Total	
NO!	42.3	29.8	25.0	28.9	30.5	
no	26.8	30.7	40.8	38.2	34.6	
yes	15.5	23.9	24.6	22.4	22.2	
YES!	15.5	15.6	9.6	10.5	12.7	
N of Valid	142	218	228	152	740	
N of Miss	77	20	18	29	144	

Table 216: When I am not at home, one of my parents knows where I am and who I am with.


Response	6	8	10	12	Total	
NO!	6.9	4.2	1.8	2.6	3.7	
no	4.9	7.4	6.2	10.5	7.2	
yes	20.8	30.6	42.0	41.4	34.4	
YES!	67.4	57.9	50.0	45.4	54.7	
N of Valid	144	216	226	152	738	
N of Miss	75	22	20	29	146	

Table 217: We argue about the same things in my family over and over.

Response	6	8	10	12	Total	
NO!	50.4	30.4	22.0	19.7	29.4	
no	24.1	27.2	30.0	40.8	30.3	
yes	12.8	29.0	31.7	27.6	26.5	
YES!	12.8	13.4	16.3	11.8	13.8	
N of Valid	141	217	227	152	737	
N of Miss	78	21	19	29	147	

Table 218: If you drank some beer or wine or liquor (for example, vodka, whiskey, or gin) without your parents' permission, would you be caught by your parents?

Response	6	8	10	12	Total	
NO!	23.2	17.3	20.0	30.7	22.0	
no	5.8	17.3	28.9	39.2	23.2	
yes	12.3	19.1	21.3	14.4	17.5	
YES!	58.7	46.4	29.8	15.7	37.2	
N of Valid	138	220	225	153	736	
N of Miss	81	18	21	28	148	

Table 219: My family has clear rules about alcohol and drug use.

Response	6	8	10	12	Total	
NO!	11.9	6.0	4.9	5.9	6.7	
no	10.4	12.8	8.9	15.0	11.6	
yes	9.6	17.4	31.7	32.7	23.6	
YES!	68.1	63.8	54.5	46.4	58.1	
N of Valid	135	218	224	153	730	
N of Miss	84	20	22	28	154	

Table 220: If you carried a handgun without your parents' permission, would you be caught by your parents?

Response	6	8	10	12	Total	
NO!	16.9	13.2	9.3	16.4	13.4	
no	4.4	7.3	15.6	21.7	12.3	
yes	8.8	16.4	22.7	21.1	17.9	
YES!	69.9	63.0	52.4	40.8	56.4	
N of Valid	136	219	225	152	732	
N of Miss	83	19	21	29	152	

Table 221: If you skipped school would you be caught by your parents?

Response	6	8	10	12	Total	
NO!	13.2	10.5	11.6	18.4	13.0	
no	4.4	10.5	15.1	27.0	14.2	
yes	13.2	20.5	27.6	26.3	22.5	
YES!	69.1	58.4	45.8	28.3	50.3	
N of Valid	136	219	225	152	732	
N of Miss	83	19	21	29	152	

Table 222: Do you feel very close to your mother?

Response	6	8	10	12	Total	
NO!	8.4	8.7	7.1	10.0	8.4	
no	3.8	12.4	12.9	14.7	11.5	
yes	19.1	17.4	34.4	28.0	25.2	
YES!	68.7	61.5	45.5	47.3	54.9	
N of Valid	131	218	224	150	723	
N of Miss	88	20	22	31	161	

Table 223: Do you share your thoughts and feelings with your mother?

Response	6	8	10	12	Total	
NO!	16.4	10.6	13.8	16.7	13.9	
no	6.7	25.3	30.7	24.7	23.4	
yes	30.6	23.0	24.9	28.7	26.2	
YES!	46.3	41.0	30.7	30.0	36.5	
N of Valid	134	217	225	150	726	
N of Miss	85	21	21	31	158	

Table 224: My parents ask me what I think before most family decisions affecting me are made.

Response	6	8	10	12	Total	
NO!	15.6	14.4	13.4	19.2	15.3	
no	18.0	19.0	24.6	25.2	21.8	
yes	27.3	25.5	36.2	33.1	30.7	
YES!	39.1	41.2	25.9	22.5	32.1	
N of Valid	128	216	224	151	719	
N of Miss	91	22	22	30	165	

Table 225: Do you share your thoughts and feelings with your father?

Response	6	8	10	12	Total	
NO!	23.5	32.9	30.5	27.2	29.2	
no	21.2	24.9	30.0	26.5	26.1	
yes	21.2	15.0	20.6	25.2	20.0	
YES!	34.1	27.2	18.8	21.2	24.6	
N of Valid	132	213	223	151	719	
N of Miss	87	25	23	30	165	

Table 226: Do you enjoy spending time with your mother?

Response	6	8	10	12	Total	
NO!	6.1	7.4	7.6	7.4	7.2	
no	3.1	5.1	7.6	10.1	6.5	
yes	23.7	30.9	37.8	38.5	33.3	
YES!	67.2	56.7	47.1	43.9	53.0	
N of Valid	131	217	225	148	721	
N of Miss	88	21	21	33	163	

Table 227: Do you enjoy spending time with your father?

Response	6	8	10	12	Total	
NO!	12.3	20.5	18.6	14.6	17.2	
no	3.8	9.3	13.1	16.6	11.0	
yes	18.5	27.0	33.9	38.4	30.0	
YES!	65.4	43.3	34.4	30.5	41.8	
N of Valid	130	215	221	151	717	
N of Miss	89	23	25	30	167	

Table 228: If I had a personal problem, I could ask my mom or dad for help.

Response	6	8	10	12	Total	
NO!	8.4	9.8	12.6	12.7	11.0	
no	3.8	14.0	13.9	14.0	12.1	
yes	18.3	22.4	32.7	30.0	26.5	
YES!	69.5	53.7	40.8	43.3	50.4	
N of Valid	131	214	223	150	718	
N of Miss	88	24	23	31	166	

Table 229: Do you feel very close to your father?

Response	6	8	10	12	Total	
NO!	10.1	23.7	21.7	18.1	19.5	
no	11.6	14.4	24.9	22.1	18.8	
yes	18.6	18.6	19.9	26.8	20.7	
YES!	59.7	43.3	33.5	32.9	41.0	
N of Valid	129	215	221	149	714	
N of Miss	90	23	25	32	170	

Table 230: My parents give me lots of chances to do fun things with them.

Response	6	8	10	12	Total	
NO!	6.1	10.7	10.7	11.3	10.0	
no	8.4	12.1	23.6	28.0	18.3	
yes	25.2	27.4	31.1	37.3	30.2	
YES!	60.3	49.8	34.7	23.3	41.5	
N of Valid	131	215	225	150	721	
N of Miss	88	23	21	31	163	

Table 231: My parents ask if I've gotten my homework done.

Response	6	8	10	12	Total	
NO!	5.3	5.6	9.3	11.4	7.9	
no	3.8	7.0	8.0	16.1	8.6	
yes	20.6	22.8	35.1	38.9	29.6	
YES!	70.2	64.7	47.6	33.6	53.9	
N of Valid	131	215	225	149	720	
N of Miss	88	23	21	32	164	

Table 232: People in my family have serious arguments.

Response	6	8	10	12	Total	
NO!	40.2	31.8	27.1	26.0	30.6	
no	36.2	34.6	41.8	37.3	37.7	
yes	11.0	21.5	20.0	26.7	20.3	
YES!	12.6	12.1	11.1	10.0	11.5	
N of Valid	127	214	225	150	716	
N of Miss	92	24	21	31	168	

Table 233: Would your parents know if you did not come home on time?

Response	6	8	10	12	Total	
NO!	8.6	7.5	5.8	7.4	7.1	
no	7.8	10.3	11.2	16.1	11.3	
yes	15.6	22.4	33.6	36.9	27.7	
YES!	68.0	59.8	49.3	39.6	53.8	
N of Valid	128	214	223	149	714	
N of Miss	91	24	23	32	170	

Table 234: It is important to be honest with your parents, even if they become upset or you get punished.

Response	6	8	10	12	Total	
NO!	5.6	5.6	2.7	6.0	4.8	
no	4.8	9.9	8.9	12.0	9.1	
yes	14.5	23.9	33.9	37.3	28.3	
YES!	75.0	60.6	54.5	44.7	57.8	
N of Valid	124	213	224	150	711	
N of Miss	95	25	22	31	173	

Table 235: My parents notice when I am doing a good job and let me know about it.


Response	6	8	10	12	Total	
Never or Almost Never	7.3	8.5	6.3	8.7	7.6	
Sometimes	21.8	18.4	29.1	28.0	24.4	
Often	24.2	32.1	28.3	24.7	27.9	
All the time	46.8	41.0	36.3	38.7	40.1	
N of Valid	124	212	223	150	709	
N of Miss	95	26	23	31	175	

Table 236: How often do your parents tell you they're proud of you for something you've done?


Response	6	8	10	12	Total	
Never or Almost Never	5.6	8.1	8.1	9.3	7.9	
Sometimes	14.5	19.9	23.4	26.7	21.5	
Often	31.5	28.9	33.3	26.0	30.1	
All the time	48.4	43.1	35.1	38.0	40.5	
N of Valid	124	211	222	150	707	
N of Miss	95	27	24	31	177	

Table 237: How many brothers and sisters, including stepbrothers and stepsisters, do you have that are younger than you?

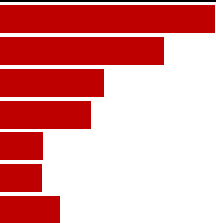
Response	6	8	10	12	Total	
0	30.9	35.2	30.6	34.7	32.9	
1	23.6	21.9	26.1	26.0	24.4	
2	15.4	12.4	16.2	14.0	14.5	
3	12.2	13.3	13.5	9.3	12.3	
4	7.3	4.8	3.6	2.7	4.4	
5	3.3	5.7	4.1	3.3	4.3	
6 or more	7.3	6.7	5.9	10.0	7.2	
N of Valid	123	210	222	150	705	
N of Miss	96	28	24	31	179	

Table 238: How many brothers and sisters, including stepbrothers and stepsisters, do you have that are older than you?








Response	6	8	10	12	Total	
0	29.9	17.6	27.6	33.1	26.2	
1	28.3	24.3	23.1	23.6	24.5	
2	15.0	16.2	21.3	20.3	18.4	
3	10.2	15.2	8.6	9.5	11.0	
4	5.5	10.0	8.6	4.1	7.5	
5	4.7	5.7	4.5	2.7	4.5	
6 or more	6.3	11.0	6.3	6.8	7.8	
N of Valid	127	210	221	148	706	
N of Miss	92	28	25	33	178	

Table 239: Have you changed homes in the past year (the last 12 months)?



Response	6	8	10	12	Total	
No	76.2	70.0	74.2	75.8	73.7	
Yes	23.8	30.0	25.8	24.2	26.3	
N of Valid	126	210	221	149	706	
N of Miss	93	28	25	32	178	

Table 240: How many times have you changed homes since kindergarten?






Response	6	8	10	12	Total	
Never	35.3	30.8	25.9	30.9	30.0	
1 or 2 times	40.3	28.8	28.6	32.2	31.5	
3 or 4 times	16.0	25.5	30.0	20.8	24.3	
5 or 6 times	3.4	7.7	7.3	7.4	6.8	
7 or more times	5.0	7.2	8.2	8.7	7.5	
N of Valid	119	208	220	149	696	
N of Miss	100	30	26	32	188	

Table 241: Have you changed schools (including changing from elementary to middle and middle to high school) in the past year?



Response	6	8	10	12	Total	
No	71.4	74.3	75.2	75.2	74.3	
Yes	28.6	25.7	24.8	24.8	25.7	
N of Valid	119	206	218	149	692	
N of Miss	100	32	28	32	192	

Table 242: How many times have you changed schools since kindergarten (including changing from elementary to middle and middle to high school)?






Response	6	8	10	12	Total	
Never	44.2	33.0	29.4	28.8	32.9	
1 or 2 times	36.7	25.7	20.2	23.3	25.4	
3 or 4 times	13.3	27.2	26.6	26.0	24.3	
5 or 6 times	3.3	8.7	19.7	15.8	12.8	
7 or more times	2.5	5.3	4.1	6.2	4.6	
N of Valid	120	206	218	146	690	
N of Miss	99	32	28	35	194	

Table 243: Has anyone in your family ever had severe alcohol or drug problems?



Response	6	8	10	12	Total	
No	70.2	63.3	55.3	55.8	60.4	
Yes	29.8	36.7	44.7	44.2	39.6	
N of Valid	121	207	219	147	694	
N of Miss	98	31	27	34	190	

Table 244: About how many adults (over 21) have you known personally who in the past year have: used marijuana, crack, cocaine, or other drugs?






Response	6	8	10	12	Total	
0	74.8	61.7	50.0	45.9	57.0	
1	8.9	14.6	14.1	17.8	14.1	
2	4.9	7.8	10.5	7.5	8.1	
3-4	3.3	6.3	9.5	11.6	7.9	
5+	8.1	9.7	15.9	17.1	12.9	
N of Valid	123	206	220	146	695	
N of Miss	96	32	26	35	189	

Table 245: About how many adults (over 21) have you known personally who in the past year have: sold or dealt drugs?






Response	6	8	10	12	Total	
0	81.1	63.6	62.8	53.4	64.3	
1	9.8	19.4	9.2	14.4	13.4	
2	4.1	5.3	7.3	9.6	6.6	
3-4	1.6	3.9	7.3	9.6	5.8	
5+	3.3	7.8	13.3	13.0	9.8	
N of Valid	122	206	218	146	692	
N of Miss	97	32	28	35	192	

Table 246: About how many adults (over 21) have you known personally who in the past year have: done other things that could get them in trouble with the police, like stealing, selling stolen goods, mugging or assaulting others, etc.?






Response	6	8	10	12	Total	
0	76.2	60.0	53.2	54.5	59.5	
1	12.3	20.5	15.5	13.1	15.9	
2	2.5	6.8	8.2	10.3	7.2	
3-4	4.9	2.9	5.0	5.5	4.5	
5+	4.1	9.8	18.2	16.6	12.9	
N of Valid	122	205	220	145	692	
N of Miss	97	33	26	36	192	

Table 247: About how many adults (over 21) have you known personally who in the past year have: gotten drunk or high?

Response	6	8	10	12	Total	
0	62.5	37.4	31.1	25.3	37.2	
1	19.2	24.3	16.0	6.8	17.1	
2	5.0	12.6	11.0	13.7	11.0	
3-4	3.3	9.2	11.9	20.5	11.4	
5+	10.0	16.5	30.1	33.6	23.3	
N of Valid	120	206	219	146	691	
N of Miss	99	32	27	35	193	

Table 248: How honest were you in filling out this survey?

Response	6	8	10	12	Total	
I was very honest	82.6	77.9	76.4	84.5	79.6	
I was honest pretty much of the time	9.9	19.7	20.0	12.8	16.6	
I was honest some of the time	5.0	1.9	2.3	1.4	2.4	
I was honest once in a while	2.5	0.5	1.4	1.4	1.3	
I was not honest at all	0.0	0.0	0.0	0.0	0.0	
N of Valid	121	208	220	148	697	
N of Miss	98	30	26	33	187	