

2008 APNA

Arkansas Prevention Needs Assessment Student Survey



Pope County Frequency Distribution Report

Office of Alcohol and Drug Abuse Prevention
Division of Behavioral Health Services
Arkansas Department of Human Services
March 2009

Contents

1 INTRODUCTION

12

2 PERCENTAGE TABLES

17

List of Tables

1	Sex	18
2	Age	18
3	Are you Hispanic or Latino?	18
4	What is your race? Black or African American	19
5	What is your race? Asian	19
6	What is your race? American Indian	19
7	What is your race? Alaska Native	19
8	What is your race? White	20
9	What is your race? Native Hawaiian or Other Pacific Islander	20
10	What is your race? Other	20
11	What is the highest level of schooling completed by your mother or father?	21
12	Think of where you live most of the time. Which of the following people live there with you? Mother	21
13	Think of where you live most of the time. Which of the following people live there with you? Stepmother	21
14	Think of where you live most of the time. Which of the following people live there with you? Foster Mother	22
15	Think of where you live most of the time. Which of the following people live there with you? Grandmother	22
16	Think of where you live most of the time. Which of the following people live there with you? Aunt	22
17	Think of where you live most of the time. Which of the following people live there with you? Father	22

18	Think of where you live most of the time. Which of the following people live there with you? Stepfather	23
19	Think of where you live most of the time. Which of the following people live there with you? Foster Father	23
20	Think of where you live most of the time. Which of the following people live there with you? Grandfather	23
21	Think of where you live most of the time. Which of the following people live there with you? Uncle	23
22	Think of where you live most of the time. Which of the following people live there with you? Other Adults	24
23	Think of where you live most of the time. Which of the following people live there with you? Brother(s)	24
24	Think of where you live most of the time. Which of the following people live there with you? Stepbrother(s)	24
25	Think of where you live most of the time. Which of the following people live there with you? Sister(s)	24
26	Think of where you live most of the time. Which of the following people live there with you? Stepsister(s)	25
27	Think of where you live most of the time. Which of the following people live there with you? Other Children	25
28	In my school, students have lots of chances to help decide things like class activities and rules.	25
29	Teachers ask me to work on special classroom projects.	26
30	My teacher(s) notices when I am doing a good job and lets me know about it.	26
31	There are lots of chances for students in my school to get involved in sports, clubs, and other school activities outside of class. . . .	26
32	There are lots of chances for students in my school to talk with a teacher one-on-one.	27

33	I feel safe at my school.	27
34	The school lets my parents know when I have done something well.	27
35	My teachers praise me when I work hard in school.	28
36	Are your school grades better than the grades of most students in your class?	28
37	I have lots of chances to be part of class discussions or activities.	28
38	Now thinking back over the past year in school, how often did you: enjoy being in school?	29
39	Now thinking back over the past year in school, how often did you: hate being in school?	29
40	Now thinking back over the past year in school, how often did you: try to do your best work in school?	29
41	How often do you feel that the school work you are assigned is meaningful and important?	30
42	Putting them all together, what were your grades like last year?	30
43	How important do you think the things you are learning in school are going to be for your later life?	30
44	How interesting are most of your courses to you?	31
45	During the LAST FOUR WEEKS how many whole days of school have you missed because you skipped or 'cut'?	31
46	Think of your four best friends (the friends you feel closest to). In the past year (12 months), how many of your best friends have: participated in clubs, organizations or activities at school?	31
47	Think of your four best friends (the friends you feel closest to). In the past year (12 months), how many of your best friends have: smoked cigarettes?	32

48	Think of your four best friends (the friends you feel closest to). In the past year (12 months), how many of your best friends have: tried beer, wine or hard liquor (for example, vodka, whiskey, or gin) when their parents didn't know about it?	32
49	Think of your four best friends (the friends you feel closest to). In the past year (12 months), how many of your best friends have: made a commitment to stay drug-free?	32
50	Think of your four best friends (the friends you feel closest to). In the past year (12 months), how many of your best friends have: used marijuana?	33
51	Think of your four best friends (the friends you feel closest to). In the past year (12 months), how many of your best friends have: tried to do well in school?	33
52	Think of your four best friends (the friends you feel closest to). In the past year (12 months), how many of your best friends have: used LSD, cocaine, amphetamines, or other illegal drugs?	33
53	Think of your four best friends (the friends you feel closest to). In the past year (12 months), how many of your best friends have: been suspended from school?	34
54	Think of your four best friends (the friends you feel closest to). In the past year (12 months), how many of your best friends have: liked school?	34
55	Think of your four best friends (the friends you feel closest to). In the past year (12 months), how many of your best friends have: carried a handgun?	34
56	Think of your four best friends (the friends you feel closest to). In the past year (12 months), how many of your best friends have: sold illegal drugs?	35
57	Think of your four best friends (the friends you feel closest to). In the past year (12 months), how many of your best friends have: regularly attended religious services?	35

58	Think of your four best friends (the friends you feel closest to). In the past year (12 months), how many of your best friends have: stolen or tried to steal a motor vehicle such as a car or motorcycle?	35
59	Think of your four best friends (the friends you feel closest to). In the past year (12 months), how many of your best friends have: been arrested?	36
60	Think of your four best friends (the friends you feel closest to). In the past year (12 months), how many of your best friends have: dropped out of school?	36
61	Think of your four best friends (the friends you feel closest to). In the past year (12 months), how many of your best friends have: been members of a gang?	36
62	What are the chances you would be seen as cool if you: smoked cigarettes?	37
63	What are the chances you would be seen as cool if you: worked hard at school?	37
64	What are the chances you would be seen as cool if you: began drinking alcoholic beverages regularly, that is, at least once or twice a month?	37
65	What are the chances you would be seen as cool if you: defended someone who was being verbally abused at school?	38
66	What are the chances you would be seen as cool if you: smoked marijuana?	38
67	What are the chances you would be seen as cool if you: carried a handgun?	38
68	What are the chances you would be seen as cool if you: regularly volunteered to do community service?	39
69	How old were you when you first: smoked marijuana?	39
70	How old were you when you first: smoked a cigarette, even just a puff?	40

71	How old were you when you first: had more than a sip or two of beer, wine or hard liquor (for example, vodka, whiskey, or gin)?	40
72	How old were you when you first: began drinking alcoholic beverages regularly, that is, at least once or twice a month?	41
73	How old were you when you first: used phenoxydine (pox, px, breeze)?	41
74	How old were you when you first: got suspended from school?	42
75	How old were you when you first: got arrested?	42
76	How old were you when you first: carried a handgun?	43
77	How old were you when you first: attacked someone with the idea of seriously hurting them?	43
78	How old were you when you first: belonged to a gang?	44
79	How wrong do you think it is for someone your age to: take a handgun to school?	44
80	How wrong do you think it is for someone your age to: steal anything worth more than \$5?	44
81	How wrong do you think it is for someone your age to: pick a fight with someone?	45
82	How wrong do you think it is for someone your age to: attack someone with the idea of seriously hurting them?	45
83	How wrong do you think it is for someone your age to: stay away from school all day when their parents think they are at school?	45
84	How wrong do you think it is for someone your age to: drink beer, wine or hard liquor (for example, vodka, whiskey, or gin) regularly?	46
85	How wrong do you think it is for someone your age to: smoke cigarettes?	46

86	How wrong do you think it is for someone your age to: smoke marijuana?	46
87	How wrong do you think it is for someone your age to: use LSD, cocaine, amphetamines or another illegal drug?	47
88	At school during the past 12 months, did you receive help from the resource teacher, speech therapist or other special education teacher?	47
89	How many times have you done the following things? done what feels good no matter what.	47
90	How many times have you done the following things? done something dangerous because someone dared you to do it.	48
91	How many times have you done the following things? done crazy things even if they are a little dangerous.	48
92	How many times in the past year (12 months) have you: been suspended from school?	49
93	How many times in the past year (12 months) have you: carried a handgun?	49
94	How many times in the past year (12 months) have you: sold illegal drugs?	50
95	How many times in the past year (12 months) have you: stolen or tried to steal a motor vehicle such as a car or motorcycle?	50
96	How many times in the past year (12 months) have you: participated in clubs, organizations or activities at school?	51
97	How many times in the past year (12 months) have you: been arrested?	51
98	How many times in the past year (12 months) have you: done extra work on your own for school?	52
99	How many times in the past year (12 months) have you: attacked someone with the idea of seriously hurting them?	52

100	How many times in the past year (12 months) have you: been drunk or high at school?	53
101	How many times in the past year (12 months) have you: volunteered to do community service?	53
102	How many times in the past year (12 months) have you: taken a handgun to school?	54
103	Are you currently on probation, or assigned a probation officer with Juvenile Court?	54
104	Have you ever belonged to a gang?	54
105	If you have ever belonged to a gang, did that gang have a name?	55
106	You're looking at CD's in a music store with a friend. You look up and see her slip a CD under her coat. She smiles and says 'Which one do you want? Go ahead, take it while nobody's around.' There is nobody in sight, no employees and no other customers. What would you do now?	55
107	You are visiting another part of town, and you don't know any of the people your age there. You are walking down the street, and some teenager you don't know is walking toward you. He is about your size, and as he is about to pass you, he deliberately bumps into you and you almost lose your balance. What would you say or do?	55
108	You are at a party at someone's house, and one of your friends offers you a drink containing alcohol. What would you say or do?	56
109	It's 8:00 on a weeknight and you are about to go over to a friend's home when your mother asks you where you are going. You say 'Oh, just going to go hang out with some friends.' She says, 'No, you'll just get into trouble if you go out. Stay home tonight.' What would you do now?	56
110	How often do you attend religious services or activities?	56
111	I do the opposite of what people tell me, just to get them mad.	57
112	I like to see how much I can get away with.	57

113	I ignore rules that get in my way.	57
114	I think sometimes it's okay to cheat at school.	58
115	It is important to think before you act.	58
116	Sometimes I think that life is not worth it.	58
117	At times I think I am no good at all.	59
118	All in all, I am inclined to think that I am a failure.	59
119	In the past year, have you felt depressed or sad MOST days, even if you felt okay sometimes?	59
120	It is all right to beat up people if they start the fight.	60
121	I think it is okay to take something without asking if you can get away with it.	60
122	Sometimes we don't know what we will do as adults, but we may have an idea. Please answer how true these statements may be for you. WHEN I AM AN ADULT I WILL: smoke cigarettes.	60
123	Sometimes we don't know what we will do as adults, but we may have an idea. Please answer how true these statements may be for you. WHEN I AM AN ADULT I WILL: drink beer, wine, or liquor.	61
124	Sometimes we don't know what we will do as adults, but we may have an idea. Please answer how true these statements may be for you. WHEN I AM AN ADULT I WILL: smoke marijuana.	61
125	Sometimes we don't know what we will do as adults, but we may have an idea. Please answer how true these statements may be for you. WHEN I AM AN ADULT I WILL: use LSD, cocaine, amphetamines or another illegal drug.	61
126	How much do you think people risk harming themselves (physically or in other ways) if they: smoked one or more packs of cigarettes per day?	62

127	How much do you think people risk harming themselves (physically or in other ways) if they: try marijuana once or twice?	62
128	How much do you think people risk harming themselves (physically or in other ways) if they: smoke marijuana regularly?	62
129	How much do you think people risk harming themselves (physically or in other ways) if they: take one or two drinks of an alcoholic beverage (beer, wine, liquor) nearly every day?	63
130	How much do you think people risk harming themselves (physically or in other ways) if they: have five or more drinks once or twice each weekend?	63
131	On how many occasions have you had alcoholic beverages (beer, wine or hard liquor) to drink in your lifetime - more than just a few sips?	63
132	On how many occasions have you had beer, wine or hard liquor to drink during the past 30 days?	64
133	On how many occasions have you used marijuana (grass, pot) or hashish (hash, hash oil) in your lifetime?	64
134	On how many occasions have you used marijuana (grass, pot) or hashish (hash, hash oil) during the past 30 days?	65
135	On how many occasions have you used LSD or other psychedelics in your lifetime?	65
136	On how many occasions have you used LSD or other psychedelics during the past 30 days?	66
137	On how many occasions have you used cocaine or crack in your lifetime?	66
138	On how many occasions have you used cocaine or crack during the past 30 days?	67
139	On how many occasions have you sniffed glue, breathed the contents of an aerosol spray can, or inhaled other gases or sprays, in order to get high in your lifetime?	67

140	On how many occasions have you sniffed glue, breathed the contents of an aerosol spray can, or inhaled other gases or sprays, in order to get high during the past 30 days?	68
141	On how many occasions have you used phenoxydine (pox, px, breeze) in your lifetime?	68
142	On how many occasions have you used phenoxydine (pox, px, breeze) during the past 30 days?	69
143	On how many occasions have you used sedatives (tranquilizers, such as Valium or Xanax, barbiturates, or sleeping pills) without a doctor telling you to take them, in your lifetime?	69
144	On how many occasions have you used sedatives (tranquilizers, such as Valium or Xanax, barbiturates, or sleeping pills) without a doctor telling you to take them, during the past 30 days?	70
145	On how many occasions have you used Methamphetamines (meth, speed, crank, crystal meth) in your lifetime?	70
146	On how many occasions have you used Methamphetamines (meth, speed, crank, crystal meth) in the past 30 days?	71
147	On how many occasions have you used stimulants, other than Methamphetamines (such as amphetamines, Ritalin or Dexedrine) without a doctor telling you to take them, in your lifetime?	71
148	On how many occasions have you used stimulants, other than Methamphetamines (such as amphetamines, Ritalin or Dexedrine) without a doctor telling you to take them, during the past 30 days?	72
149	On how many occasions have you used heroin or other opiates in your lifetime?	72
150	On how many occasions have you used heroin or other opiates during the past 30 days?	73
151	On how many occasions have you used MDMA ('X', 'E', or ecstasy) in your lifetime?	73

152	On how many occasions have you used MDMA ('X', 'E', or ecstasy) during the past 30 days?	74
153	On how many occasions have you taken prescription drugs (such as Valium, Xanax, Ritalin, Adderall, OxyContin, Darvocet, or sleeping pills) on your own-that is, without a doctor telling you to take them in your lifetime?	74
154	On how many occasions have you taken prescription drugs (such as Valium, Xanax, Ritalin, Adderall, OxyContin, Darvocet, or sleeping pills) on your own-that is, without a doctor telling you to take them during the past 30 days?	75
155	On how many occasions have you taken non-prescription medicines such as diet pills (for example, Dietac, Dexatrim or Prolamine), stay-awake pills (for example No-Doz, Vivarin, or Wake), or cough or cold medicines (robos, DXM, etc.) to get high in your lifetime?	75
156	On how many occasions have you taken non-prescription medicines such as diet pills (for example, Dietac, Dexatrim or Prolamine), stay-awake pills (for example No-Doz, Vivarin, or Wake), or cough or cold medicines (robos, DXM, etc.) to get high during the past 30 days?	76
157	On how many occasions have you been drunk or very high from drinking alcoholic beverages during the past 30 days?	76
158	Think back over the last two weeks. How many times have you had five or more alcoholic drinks in a row?	77
159	Have you ever used smokeless tobacco (chew, snuff, plug, dipping tobacco, or chewing tobacco)?	77
160	How often have you taken smokeless tobacco during the past 30 days?	77
161	Have you ever smoked cigarettes?	78
162	How frequently have you smoked cigarettes during the past 30 days?	78

163	During the last month, about how many marijuana cigarettes, or the equivalent, did you smoke a day, on the average?	79
164	If you drank alcohol (not just a sip or taste) in the past year, how did you usually get it?	79
165	If you drank alcohol (not just a sip or taste) in the past year, where did you usually drink it?	80
166	If you smoked cigarettes (not just a puff or drag) in the past year, how did you usually get them?	81
167	If you smoked cigarettes (not just a puff or drag) in the past year, where did you usually smoke them?	82
168	During the past 30 days, how many times did you ride in a car or other vehicle driven by someone who had been drinking alcohol?	82
169	During the past 30 days, how many times did you drive a car or other vehicle when you had been drinking alcohol?	83
170	How wrong would most adults (over 21) in your neighborhood think it is for kids your age: to use marijuana?	83
171	How wrong would most adults (over 21) in your neighborhood think it is for kids your age: to drink alcohol?	83
172	How wrong would most adults (over 21) in your neighborhood think it is for kids your age: to smoke cigarettes?	84
173	How much do each of the following statements describe your neighborhood? crime and/or drug selling	84
174	How much do each of the following statements describe your neighborhood? fights	84
175	How much do each of the following statements describe your neighborhood? lots of empty or abandoned buildings	85
176	How much do each of the following statements describe your neighborhood? lots of graffiti	85
177	If I had to move, I would miss the neighborhood I now live in.	85

178	My neighbors notice when I am doing a good job and let me know about it.	86
179	I like my neighborhood.	86
180	There are lots of adults in my neighborhood I could talk to about something important.	86
181	I'd like to get out of my neighborhood.	87
182	There are people in my neighborhood who are proud of me when I do something well.	87
183	There are people in my neighborhood who encourage me to do my best.	87
184	I feel safe in my neighborhood.	88
185	Which of the following activities for people your age are available in your community? sports teams?	88
186	Which of the following activities for people your age are available in your community? scouting?	88
187	Which of the following activities for people your age are available in your community? boys and girls clubs?	89
188	Which of the following activities for people your age are available in your community? 4-H clubs?	89
189	Which of the following activities for people your age are available in your community? service clubs?	89
190	If a kid smoked marijuana in your neighborhood would he or she be caught by the police?	90
191	If a kid drank some beer, wine or hard liquor (for example, vodka, whiskey, or gin) in your neighborhood would he or she be caught by the police?	90
192	If a kid carried a handgun in your neighborhood would he or she be caught by the police?	90

193	If you wanted to get some cigarettes, how easy would it be for you to get some?	91
194	If you wanted to get some beer, wine or hard liquor (for example, vodka, whiskey, or gin), how easy would it be for you to get some?	91
195	If you wanted to get a drug like cocaine, LSD, or amphetamines, how easy would it be for you to get some?	91
196	If you wanted to get a handgun, how easy would it be for you to get one?	92
197	If you wanted to get some marijuana, how easy would it be for you to get some?	92
198	During the past 12 months, have you participated in any alcohol prevention programs or seen any alcohol prevention messages in your school or community? Yes, a school-based program focused on preventing underage drinking and/or drinking and driving.	92
199	During the past 12 months, have you participated in any alcohol prevention programs or seen any alcohol prevention messages in your school or community? Yes, a community-based program focused on preventing underage drinking and/or drinking and driving (for example, through your church or temple or through youth groups like Boys and Girls Club or 4-H).	93
200	During the past 12 months, have you participated in any alcohol prevention programs or seen any alcohol prevention messages in your school or community? Yes, a media campaign addressing underage drinking and/or drinking and driving (for example, newspaper ads, posters, pamphlets, radio, TV).	93
201	During the past 12 months, have you participated in any alcohol prevention programs or seen any alcohol prevention messages in your school or community? No	93
202	How wrong do your parents feel it would be for YOU to: drink beer, wine or hard liquor (for example, vodka, whiskey or gin) regularly?	94
203	How wrong do your parents feel it would be for YOU to: smoke cigarettes?	94

204	How wrong do your parents feel it would be for YOU to: smoke marijuana?	94
205	How wrong do your parents feel it would be for YOU to: steal something worth more than \$5?	95
206	How wrong do your parents feel it would be for YOU to: draw graffiti, write things, or draw pictures on buildings or other property (without the owner's permission)?	95
207	How wrong do your parents feel it would be for YOU to: pick a fight with someone?	95
208	During the past 12 months, have you talked with at least one of your parents about the dangers of underage drinking and/or drinking and driving? By parents, we mean either your biological parents, adoptive parents, stepparents, or adult guardians - whether or not they live with you.	96
209	Have any of your brothers or sisters ever: drunk beer, wine or hard liquor (for example, vodka, whiskey or gin)?	96
210	Have any of your brothers or sisters ever: smoked marijuana?	96
211	Have any of your brothers or sisters ever: smoked cigarettes?	97
212	Have any of your brothers or sisters ever: taken a handgun to school?	97
213	Have any of your brothers or sisters ever: been suspended or expelled from school?	97
214	The rules in my family are clear.	98
215	People in my family often insult or yell at each other.	98
216	When I am not at home, one of my parents knows where I am and who I am with.	98
217	We argue about the same things in my family over and over.	99

218	If you drank some beer or wine or liquor (for example, vodka, whiskey, or gin) without your parents' permission, would you be caught by your parents?	99
219	My family has clear rules about alcohol and drug use.	99
220	If you carried a handgun without your parents' permission, would you be caught by your parents?	100
221	If you skipped school would you be caught by your parents?	100
222	Do you feel very close to your mother?	100
223	Do you share your thoughts and feelings with your mother?	101
224	My parents ask me what I think before most family decisions affecting me are made.	101
225	Do you share your thoughts and feelings with your father?	101
226	Do you enjoy spending time with your mother?	102
227	Do you enjoy spending time with your father?	102
228	If I had a personal problem, I could ask my mom or dad for help.	102
229	Do you feel very close to your father?	103
230	My parents give me lots of chances to do fun things with them.	103
231	My parents ask if I've gotten my homework done.	103
232	People in my family have serious arguments.	104
233	Would your parents know if you did not come home on time?	104
234	It is important to be honest with your parents, even if they become upset or you get punished.	104
235	My parents notice when I am doing a good job and let me know about it.	105

236	How often do your parents tell you they're proud of you for something you've done?	105
237	How many brothers and sisters, including stepbrothers and step-sisters, do you have that are younger than you?	105
238	How many brothers and sisters, including stepbrothers and step-sisters, do you have that are older than you?	106
239	Have you changed homes in the past year (the last 12 months)?	106
240	How many times have you changed homes since kindergarten? .	106
241	Have you changed schools (including changing from elementary to middle and middle to high school) in the past year?	107
242	How many times have you changed schools since kindergarten (including changing from elementary to middle and middle to high school)?	107
243	Has anyone in your family ever had severe alcohol or drug problems?	107
244	About how many adults (over 21) have you known personally who in the past year have: used marijuana, crack, cocaine, or other drugs?	108
245	About how many adults (over 21) have you known personally who in the past year have: sold or dealt drugs?	108
246	About how many adults (over 21) have you known personally who in the past year have: done other things that could get them in trouble with the police, like stealing, selling stolen goods, mugging or assaulting others, etc.?	108
247	About how many adults (over 21) have you known personally who in the past year have: gotten drunk or high?	109
248	How honest were you in filling out this survey?	109

List of Figures

1	Grade Chart	13
2	Gender Chart	14
3	Age Chart	15
4	Ethnic Origin Chart	16

1 INTRODUCTION

This report was generated from data collected on the *2008 Arkansas Prevention Needs Assessment Student Survey*. This report contains basic frequency tables of all data collected and graphs on the selected demographic variables of grade, gender, age and ethnic origin. The graph on ethnic origin is represented as a bar chart rather than as a pie chart. This is because students were allowed to mark more than one response for ethnic origin as opposed to being allowed to mark only one response. The bars represent the percent of students who marked each of the ethnic categories.

Questions regarding the information found in this report can be directed to:

Pride Surveys

160 Vanderbilt Court
Bowling Green, KY 42103
1-800-279-6361
www.pridesurveys.com

Grade Chart

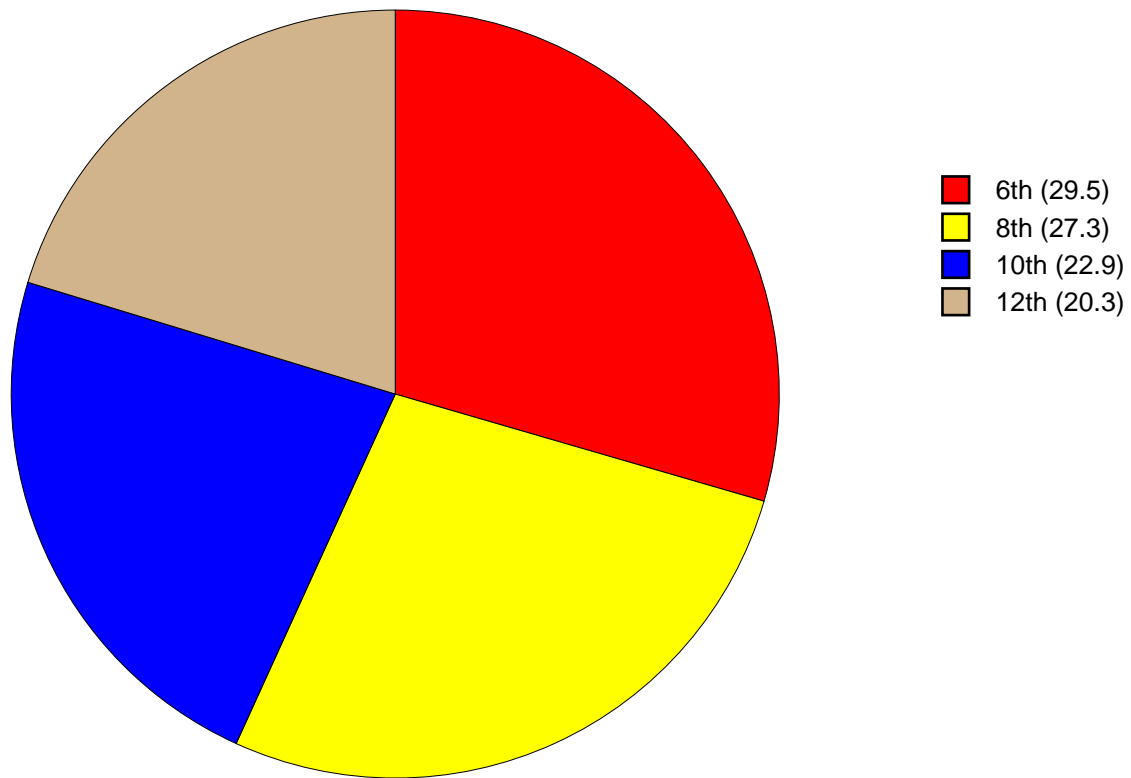


Figure 1: Grade Chart

Gender Chart

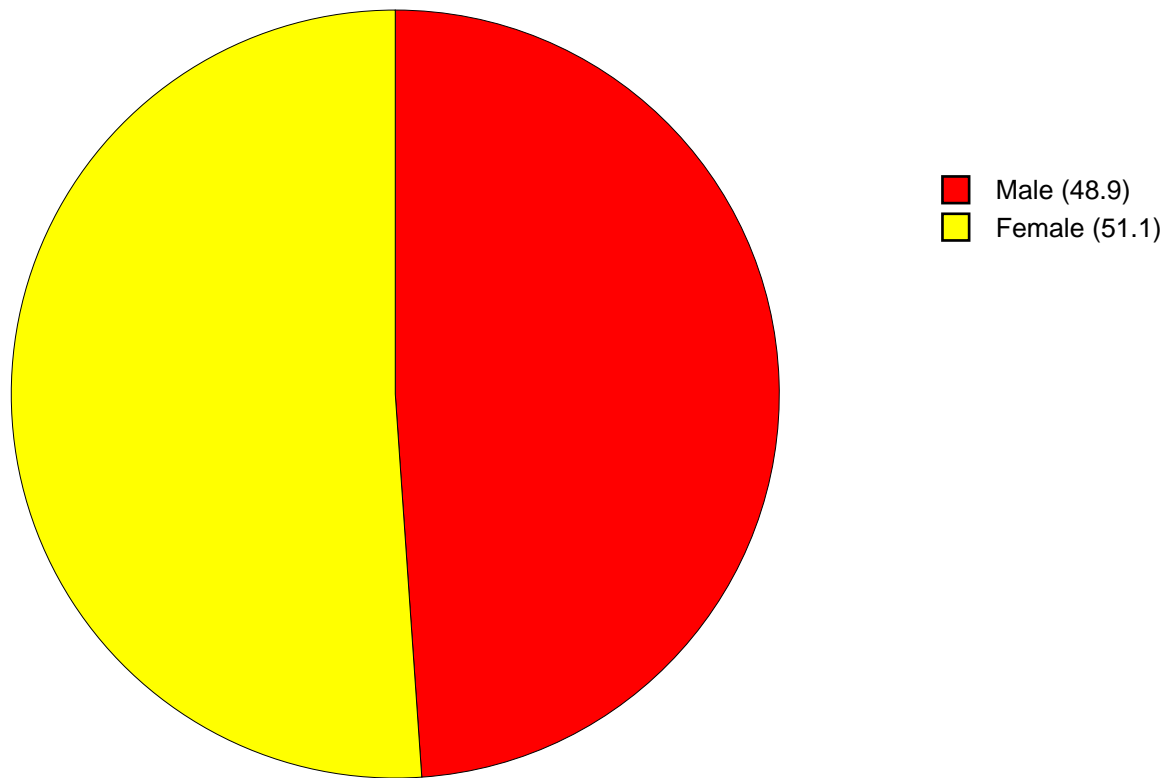


Figure 2: Gender Chart

Age Chart

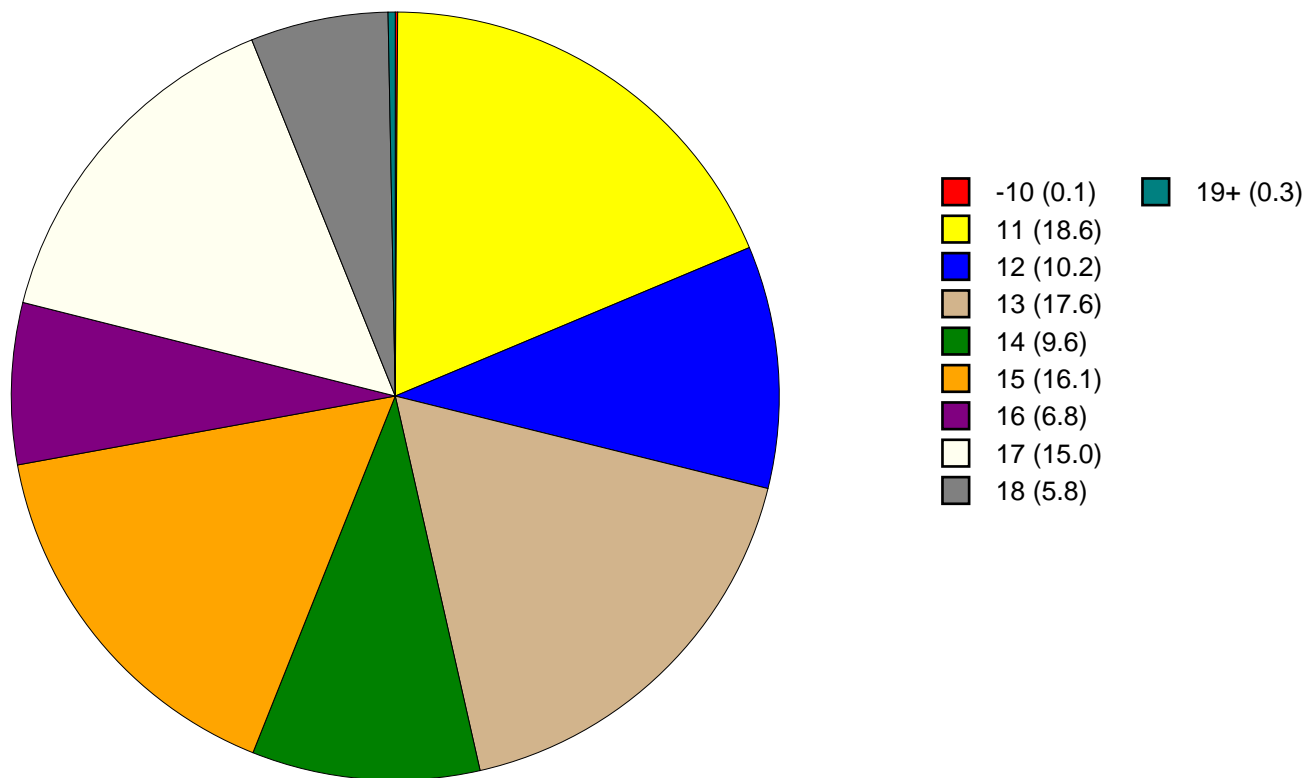


Figure 3: Age Chart

Ethnic Origin Chart

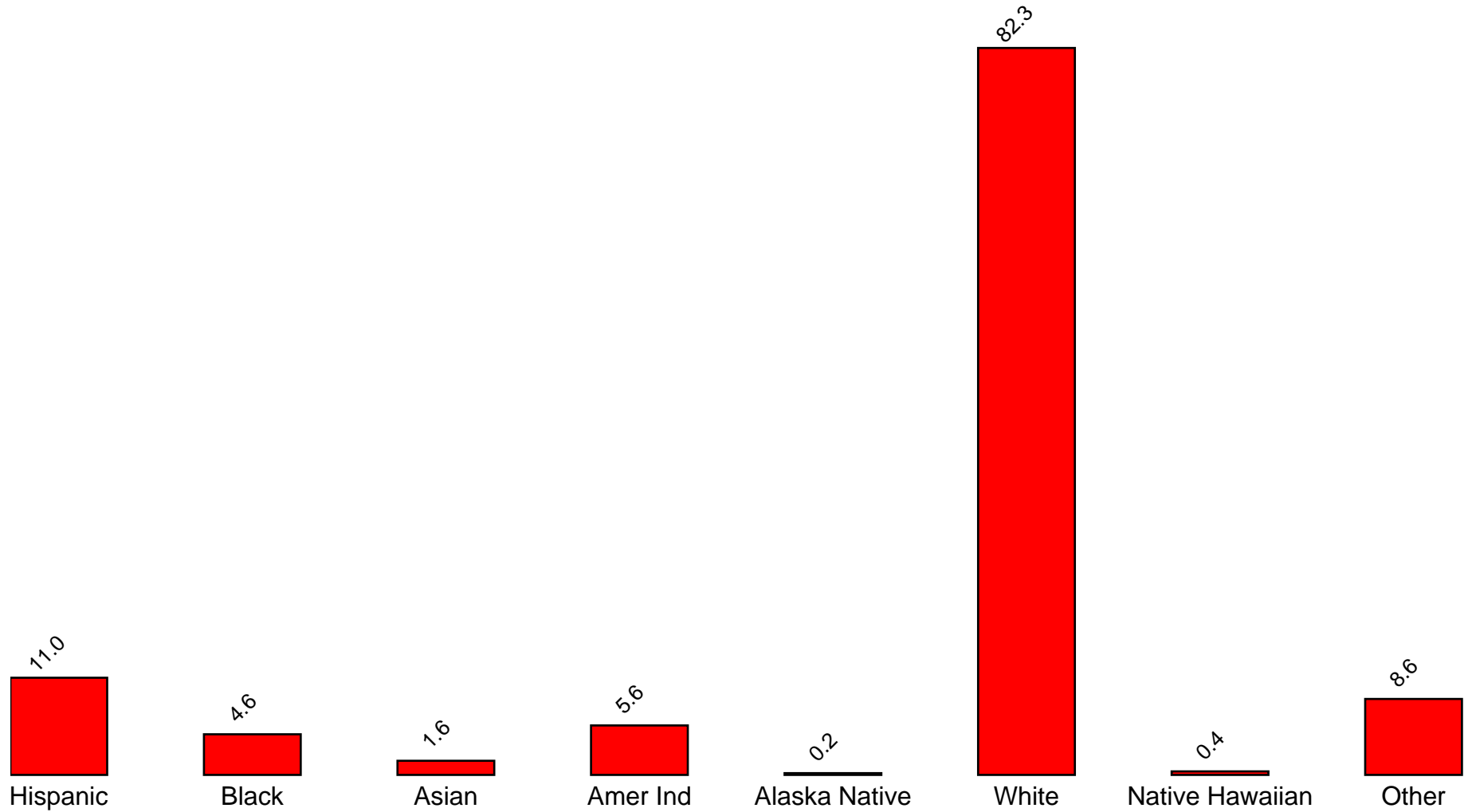


Figure 4: Ethnic Origin Chart

2 PERCENTAGE TABLES

The following tables contain frequency distribution detailing how your students responded to each question on the survey. The tables appear in the same order as the questions on the survey. The tables include breakdowns by grade level as well as overall percentages. The *N of Valid* row is a frequency count of the number of valid responses to each question for each grade and overall. The *N of Miss* row is a frequency count of the number of invalid (marked more than one response) or missing (i.e. did not respond) responses to each question for each grade and overall.

For the questions that allowed more than one response (i.e. race, live with, etc.) each response becomes a separate table. If a student did not mark the response, that was counted as a NO response, and if they did mark the response, that was counted as a YES response. Since a non response is a valid response for these questions, the *N of Miss* will always be zero for these questions.

Table 1: Sex

Response	6	8	10	12	Total
Male	50.1	48.9	48.3	48.2	48.9
Female	49.9	51.1	51.7	51.8	51.1
N of Valid	629	583	491	436	2139
N of Miss	8	7	3	2	20

Table 2: Age

Response	6	8	10	12	Total
10 or younger	0.3	0.0	0.0	0.0	0.1
11	63.1	0.0	0.0	0.0	18.6
12	34.4	0.2	0.0	0.0	10.2
13	2.2	62.1	0.0	0.0	17.6
14	0.0	34.5	0.8	0.0	9.6
15	0.0	3.2	66.5	0.0	16.1
16	0.0	0.0	29.5	0.2	6.8
17	0.0	0.0	3.0	70.1	15.0
18	0.0	0.0	0.2	28.1	5.8
19 or older	0.0	0.0	0.0	1.6	0.3
N of Valid	634	589	492	438	2153
N of Miss	3	1	2	0	6

Table 3: Are you Hispanic or Latino?

Response	6	8	10	12	Total
No	87.4	90.8	88.4	89.5	89.0
Yes	12.6	9.2	11.6	10.5	11.0
N of Valid	586	568	483	428	2065
N of Miss	51	22	11	10	94

Table 4: What is your race? Black or African American



Response	6	8	10	12	Total	
No	94.0	96.8	94.3	96.8	95.4	
Yes	6.0	3.2	5.7	3.2	4.6	
N of Valid	637	590	494	438	2159	
N of Miss	0	0	0	0	0	

Table 5: What is your race? Asian



Response	6	8	10	12	Total	
No	98.7	98.5	98.4	97.9	98.4	
Yes	1.3	1.5	1.6	2.1	1.6	
N of Valid	637	590	494	438	2159	
N of Miss	0	0	0	0	0	

Table 6: What is your race? American Indian



Response	6	8	10	12	Total	
No	90.6	95.1	96.4	96.8	94.4	
Yes	9.4	4.9	3.6	3.2	5.6	
N of Valid	637	590	494	438	2159	
N of Miss	0	0	0	0	0	

Table 7: What is your race? Alaska Native



Response	6	8	10	12	Total	
No	99.8	99.8	99.8	99.8	99.8	
Yes	0.2	0.2	0.2	0.2	0.2	
N of Valid	637	590	494	438	2159	
N of Miss	0	0	0	0	0	

Table 8: What is your race? White



Response	6	8	10	12	Total	
No	21.7	15.9	18.2	13.7	17.7	
Yes	78.3	84.1	81.8	86.3	82.3	
N of Valid	637	590	494	438	2159	
N of Miss	0	0	0	0	0	

Table 9: What is your race? Native Hawaiian or Other Pacific Islander



Response	6	8	10	12	Total	
No	99.5	99.3	100.0	99.5	99.6	
Yes	0.5	0.7	0.0	0.5	0.4	
N of Valid	637	590	494	438	2159	
N of Miss	0	0	0	0	0	

Table 10: What is your race? Other



Response	6	8	10	12	Total	
No	88.1	93.1	92.5	92.9	91.4	
Yes	11.9	6.9	7.5	7.1	8.6	
N of Valid	637	590	494	438	2159	
N of Miss	0	0	0	0	0	

Table 11: What is the highest level of schooling completed by your mother or father?

Response	6	8	10	12	Total
Completed grade school or less	3.1	2.6	1.6	2.8	2.6
Some high school	5.5	4.7	10.3	11.4	7.6
Completed high school	12.7	16.8	16.9	20.9	16.5
Some college	16.0	15.1	17.3	15.3	15.9
Completed college	24.3	26.3	29.4	29.7	27.2
Graduate or professional school after college	7.9	11.4	13.0	11.6	10.8
Don't know	29.9	21.1	10.3	7.2	18.3
Does not apply	0.5	1.9	1.2	1.2	1.2
N of Valid	605	577	486	431	2099
N of Miss	32	13	8	7	60

Table 12: Think of where you live most of the time. Which of the following people live there with you? Mother

Response	6	8	10	12	Total
No	13.2	13.9	15.4	14.4	14.1
Yes	86.8	86.1	84.6	85.6	85.9
N of Valid	637	590	494	438	2159
N of Miss	0	0	0	0	0

Table 13: Think of where you live most of the time. Which of the following people live there with you? Stepmother

Response	6	8	10	12	Total
No	95.9	93.4	91.7	93.6	93.8
Yes	4.1	6.6	8.3	6.4	6.2
N of Valid	637	590	494	438	2159
N of Miss	0	0	0	0	0

Table 14: Think of where you live most of the time. Which of the following people live there with you? Foster Mother



Response	6	8	10	12	Total	
No	99.7	99.8	99.8	100.0	99.8	
Yes	0.3	0.2	0.2	0.0	0.2	
N of Valid	637	590	494	438	2159	
N of Miss	0	0	0	0	0	

Table 15: Think of where you live most of the time. Which of the following people live there with you? Grandmother



Response	6	8	10	12	Total	
No	90.4	92.0	93.9	95.0	92.6	
Yes	9.6	8.0	6.1	5.0	7.4	
N of Valid	637	590	494	438	2159	
N of Miss	0	0	0	0	0	

Table 16: Think of where you live most of the time. Which of the following people live there with you? Aunt



Response	6	8	10	12	Total	
No	95.8	96.9	98.0	98.4	97.1	
Yes	4.2	3.1	2.0	1.6	2.9	
N of Valid	637	590	494	438	2159	
N of Miss	0	0	0	0	0	

Table 17: Think of where you live most of the time. Which of the following people live there with you? Father



Response	6	8	10	12	Total	
No	35.2	36.8	43.1	35.8	37.6	
Yes	64.8	63.2	56.9	64.2	62.4	
N of Valid	637	590	494	438	2159	
N of Miss	0	0	0	0	0	

Table 18: Think of where you live most of the time. Which of the following people live there with you? Stepfather



Response	6	8	10	12	Total	
No	86.8	83.1	84.0	83.1	84.4	
Yes	13.2	16.9	16.0	16.9	15.6	
N of Valid	637	590	494	438	2159	
N of Miss	0	0	0	0	0	

Table 19: Think of where you live most of the time. Which of the following people live there with you? Foster Father



Response	6	8	10	12	Total	
No	100.0	99.8	99.8	100.0	99.9	
Yes	0.0	0.2	0.2	0.0	0.1	
N of Valid	637	590	494	438	2159	
N of Miss	0	0	0	0	0	

Table 20: Think of where you live most of the time. Which of the following people live there with you? Grandfather



Response	6	8	10	12	Total	
No	93.6	95.4	97.2	96.3	95.5	
Yes	6.4	4.6	2.8	3.7	4.5	
N of Valid	637	590	494	438	2159	
N of Miss	0	0	0	0	0	

Table 21: Think of where you live most of the time. Which of the following people live there with you? Uncle



Response	6	8	10	12	Total	
No	95.3	96.8	97.4	98.4	96.8	
Yes	4.7	3.2	2.6	1.6	3.2	
N of Valid	637	590	494	438	2159	
N of Miss	0	0	0	0	0	

Table 22: Think of where you live most of the time. Which of the following people live there with you? Other Adults



Response	6	8	10	12	Total	
No	97.3	96.6	98.0	96.6	97.1	
Yes	2.7	3.4	2.0	3.4	2.9	
N of Valid	637	590	494	438	2159	
N of Miss	0	0	0	0	0	

Table 23: Think of where you live most of the time. Which of the following people live there with you? Brother(s)



Response	6	8	10	12	Total	
No	53.8	54.1	60.3	61.9	57.0	
Yes	46.2	45.9	39.7	38.1	43.0	
N of Valid	637	590	494	438	2159	
N of Miss	0	0	0	0	0	

Table 24: Think of where you live most of the time. Which of the following people live there with you? Stepbrother(s)



Response	6	8	10	12	Total	
No	95.6	95.9	96.2	97.0	96.1	
Yes	4.4	4.1	3.8	3.0	3.9	
N of Valid	637	590	494	438	2159	
N of Miss	0	0	0	0	0	

Table 25: Think of where you live most of the time. Which of the following people live there with you? Sister(s)



Response	6	8	10	12	Total	
No	55.4	53.1	62.1	67.1	58.7	
Yes	44.6	46.9	37.9	32.9	41.3	
N of Valid	637	590	494	438	2159	
N of Miss	0	0	0	0	0	

Table 26: Think of where you live most of the time. Which of the following people live there with you? Stepsister(s)



Response	6	8	10	12	Total	
No	95.1	95.9	97.4	98.2	96.5	
Yes	4.9	4.1	2.6	1.8	3.5	
N of Valid	637	590	494	438	2159	
N of Miss	0	0	0	0	0	

Table 27: Think of where you live most of the time. Which of the following people live there with you? Other Children



Response	6	8	10	12	Total	
No	96.5	95.8	95.3	95.7	95.9	
Yes	3.5	4.2	4.7	4.3	4.1	
N of Valid	637	590	494	438	2159	
N of Miss	0	0	0	0	0	

Table 28: In my school, students have lots of chances to help decide things like class activities and rules.





Response	6	8	10	12	Total	
NO!	14.6	11.1	15.5	21.8	15.3	
no	38.9	34.9	35.5	35.3	36.3	
yes	40.0	45.2	42.0	34.6	40.8	
YES!	6.5	8.7	6.9	8.3	7.6	
N of Valid	617	584	490	436	2127	
N of Miss	20	6	4	2	32	

Table 29: Teachers ask me to work on special classroom projects.


Response	6	8	10	12	Total	
NO!	10.8	8.9	11.2	8.0	9.8	
no	35.6	41.3	40.2	38.2	38.8	
yes	43.0	40.1	43.5	44.8	42.7	
YES!	10.5	9.6	5.1	9.0	8.7	
N of Valid	618	583	492	435	2128	
N of Miss	19	7	2	3	31	

Table 30: My teacher(s) notices when I am doing a good job and lets me know about it.

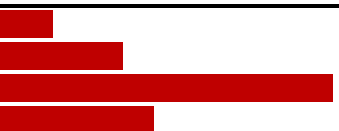
Response	6	8	10	12	Total	
NO!	3.2	6.9	8.9	7.6	6.4	
no	8.8	22.6	22.0	19.8	17.9	
yes	50.9	50.9	53.5	57.1	52.8	
YES!	37.1	19.6	15.7	15.4	23.0	
N of Valid	625	583	492	434	2134	
N of Miss	12	7	2	4	25	

Table 31: There are lots of chances for students in my school to get involved in sports, clubs, and other school activities outside of class.


Response	6	8	10	12	Total	
NO!	4.8	1.4	3.1	3.2	3.1	
no	15.4	5.3	3.7	5.9	8.0	
yes	43.9	39.4	39.3	41.9	41.2	
YES!	35.9	53.9	54.0	49.0	47.7	
N of Valid	624	586	491	437	2138	
N of Miss	13	4	3	1	21	

Table 32: There are lots of chances for students in my school to talk with a teacher one-on-one.

Response	6	8	10	12	Total
NO!	4.2	5.6	6.7	6.0	5.5
no	17.3	16.6	22.1	17.9	18.3
yes	48.0	51.5	51.5	56.8	51.6
YES!	30.5	26.3	19.6	19.3	24.6
N of Valid	619	586	489	435	2129
N of Miss	18	4	5	3	30

Table 33: I feel safe at my school.

Response	6	8	10	12	Total
NO!	3.7	6.5	6.7	7.4	5.9
no	8.7	11.5	16.7	6.9	10.9
yes	33.7	53.8	56.6	63.4	50.5
YES!	54.0	28.3	20.0	22.3	32.7
N of Valid	624	584	491	435	2134
N of Miss	13	6	3	3	25

Table 34: The school lets my parents know when I have done something well.

Response	6	8	10	12	Total
NO!	7.5	15.2	20.0	24.1	15.9
no	25.8	40.5	49.1	45.7	39.3
yes	44.1	34.0	24.9	26.7	33.3
YES!	22.7	10.3	5.9	3.4	11.5
N of Valid	617	585	489	435	2126
N of Miss	20	5	5	3	33

Table 35: My teachers praise me when I work hard in school.


Response	6	8	10	12	Total	
NO!	8.9	12.7	15.9	15.1	12.9	
no	27.0	37.2	39.8	34.7	34.3	
yes	43.9	41.8	37.8	42.8	41.7	
YES!	20.2	8.3	6.5	7.4	11.2	
N of Valid	615	581	490	430	2116	
N of Miss	22	9	4	8	43	

Table 36: Are your school grades better than the grades of most students in your class?


Response	6	8	10	12	Total	
NO!	6.5	7.4	9.7	7.1	7.6	
no	30.5	30.9	29.6	24.9	29.2	
yes	43.7	44.9	44.6	47.2	45.0	
YES!	19.2	16.8	16.2	20.7	18.2	
N of Valid	613	583	487	434	2117	
N of Miss	24	7	7	4	42	

Table 37: I have lots of chances to be part of class discussions or activities.


Response	6	8	10	12	Total	
NO!	4.9	4.3	4.3	4.6	4.5	
no	14.1	15.5	15.1	16.1	15.1	
yes	53.3	59.1	60.3	60.4	58.0	
YES!	27.7	21.1	20.2	18.9	22.4	
N of Valid	617	582	489	434	2122	
N of Miss	20	8	5	4	37	

Table 38: Now thinking back over the past year in school, how often did you: enjoy being in school?






Response	6	8	10	12	Total	
Never	5.4	7.8	9.5	8.5	7.6	
Seldom	7.3	12.1	12.6	15.2	11.4	
Sometimes	37.9	38.4	40.0	43.9	39.7	
Often	23.0	25.4	26.6	23.9	24.7	
Almost always	26.3	16.2	11.4	8.5	16.5	
N of Valid	630	586	493	435	2144	
N of Miss	7	4	1	3	15	

Table 39: Now thinking back over the past year in school, how often did you: hate being in school?






Response	6	8	10	12	Total	
Never	19.1	7.7	4.1	3.0	9.2	
Seldom	33.1	25.5	28.9	25.7	28.5	
Sometimes	27.2	38.5	37.2	38.2	34.8	
Often	11.9	16.2	18.5	20.9	16.4	
Almost always	8.7	12.1	11.4	12.2	11.0	
N of Valid	622	585	492	435	2134	
N of Miss	15	5	2	3	25	

Table 40: Now thinking back over the past year in school, how often did you: try to do your best work in school?






Response	6	8	10	12	Total	
Never	0.3	0.7	1.4	0.7	0.8	
Seldom	2.3	1.7	3.5	5.1	3.0	
Sometimes	6.0	13.4	20.3	23.5	14.9	
Often	16.5	30.9	33.3	38.7	28.9	
Almost always	75.0	53.3	41.5	32.0	52.5	
N of Valid	620	582	492	434	2128	
N of Miss	17	8	2	4	31	

Table 41: How often do you feel that the school work you are assigned is meaningful and important?






Response	6	8	10	12	Total	
Never	5.0	7.3	9.8	11.3	8.0	
Seldom	7.7	19.8	25.6	29.5	19.6	
Sometimes	22.2	32.4	39.0	37.3	31.9	
Often	32.4	24.7	18.3	18.9	24.3	
Almost always	32.7	15.7	7.3	3.0	16.2	
N of Valid	623	586	492	434	2135	
N of Miss	14	4	2	4	24	

Table 42: Putting them all together, what were your grades like last year?






Response	6	8	10	12	Total	
Mostly F's	1.0	2.1	2.1	0.2	1.4	
Mostly D's	1.8	3.3	6.8	4.2	3.9	
Mostly C's	10.7	17.2	22.4	20.4	17.2	
Mostly B's	34.2	39.8	32.0	37.5	35.9	
Mostly A's	52.3	37.6	36.8	37.7	41.6	
N of Valid	597	575	487	432	2091	
N of Miss	40	15	7	6	68	

Table 43: How important do you think the things you are learning in school are going to be for your later life?






Response	6	8	10	12	Total	
Very important	56.2	33.0	14.0	11.3	31.0	
Quite important	26.4	31.3	29.4	22.9	27.7	
Fairly important	11.4	21.9	33.7	39.7	25.1	
Slightly important	4.8	11.6	18.9	21.2	13.2	
Not at all important	1.3	2.1	4.1	4.8	2.9	
N of Valid	625	584	487	433	2129	
N of Miss	12	6	7	5	30	

Table 44: How interesting are most of your courses to you?






Response	6	8	10	12	Total	
Very interesting and stimulating	17.3	7.7	5.5	4.8	9.4	
Quite interesting	36.8	21.9	21.0	20.8	25.8	
Fairly interesting	30.9	39.6	44.2	41.1	38.5	
Slightly dull	9.8	20.9	21.6	25.2	18.7	
Very dull	5.1	9.9	7.7	8.1	7.6	
N of Valid	611	584	491	433	2119	
N of Miss	26	6	3	5	40	

Table 45: During the LAST FOUR WEEKS how many whole days of school have you missed because you skipped or 'cut'?








Response	6	8	10	12	Total	
None	78.9	77.5	78.4	58.4	74.2	
1	10.1	10.0	8.8	17.6	11.3	
2	4.5	4.6	5.3	9.9	5.8	
3	3.5	3.2	3.3	6.5	4.0	
4-5	1.7	3.2	3.3	5.5	3.3	
6-10	0.7	0.5	0.2	1.2	0.6	
11 or more	0.7	1.1	0.6	0.9	0.8	
N of Valid	603	570	486	433	2092	
N of Miss	34	20	8	5	67	

Table 46: Think of your four best friends (the friends you feel closest to). In the past year (12 months), how many of your best friends have: participated in clubs, organizations or activities at school?






Response	6	8	10	12	Total	
0	19.8	13.4	11.1	10.9	14.2	
1	14.0	7.6	9.4	11.8	10.7	
2	18.8	14.6	18.0	18.6	17.4	
3	15.3	14.6	14.5	13.7	14.6	
4	32.1	49.8	46.9	45.0	43.1	
N of Valid	607	582	488	431	2108	
N of Miss	30	8	6	7	51	

Table 47: Think of your four best friends (the friends you feel closest to). In the past year (12 months), how many of your best friends have: smoked cigarettes?






Response	6	8	10	12	Total	
0	92.3	72.2	51.1	42.1	67.0	
1	4.3	12.9	17.5	23.4	13.6	
2	1.5	7.6	14.8	14.7	8.9	
3	1.0	2.6	6.2	7.9	4.0	
4	1.0	4.8	10.5	11.9	6.5	
N of Valid	611	582	487	428	2108	
N of Miss	26	8	7	10	51	

Table 48: Think of your four best friends (the friends you feel closest to). In the past year (12 months), how many of your best friends have: tried beer, wine or hard liquor (for example, vodka, whiskey, or gin) when their parents didn't know about it?






Response	6	8	10	12	Total	
0	87.0	60.7	35.2	25.2	55.1	
1	7.1	14.9	13.9	14.3	12.3	
2	2.6	7.7	16.2	12.9	9.3	
3	1.3	6.9	8.4	13.6	7.0	
4	2.0	9.8	26.2	33.9	16.3	
N of Valid	609	583	488	433	2113	
N of Miss	28	7	6	5	46	

Table 49: Think of your four best friends (the friends you feel closest to). In the past year (12 months), how many of your best friends have: made a commitment to stay drug-free?






Response	6	8	10	12	Total	
0	12.0	22.5	27.5	32.8	22.7	
1	5.4	7.8	15.0	16.6	10.6	
2	6.6	8.8	15.4	12.9	10.5	
3	8.9	9.2	10.2	9.0	9.3	
4	67.1	51.8	32.0	28.6	46.9	
N of Valid	608	579	488	433	2108	
N of Miss	29	11	6	5	51	

Table 50: Think of your four best friends (the friends you feel closest to). In the past year (12 months), how many of your best friends have: used marijuana?






Response	6	8	10	12	Total	
0	95.8	81.5	54.2	47.8	72.5	
1	1.6	5.5	14.3	16.8	8.7	
2	0.5	5.3	12.3	13.3	7.1	
3	0.7	3.8	7.8	7.7	4.6	
4	1.5	3.9	11.5	14.5	7.1	
N of Valid	612	584	489	429	2114	
N of Miss	25	6	5	9	45	

Table 51: Think of your four best friends (the friends you feel closest to). In the past year (12 months), how many of your best friends have: tried to do well in school?






Response	6	8	10	12	Total	
0	2.2	3.1	3.7	5.6	3.5	
1	4.6	6.2	7.0	5.6	5.8	
2	7.0	11.2	16.2	14.8	11.9	
3	14.3	19.6	23.9	21.1	19.4	
4	72.0	59.9	49.3	52.9	59.5	
N of Valid	603	581	489	427	2100	
N of Miss	34	9	5	11	59	

Table 52: Think of your four best friends (the friends you feel closest to). In the past year (12 months), how many of your best friends have: used LSD, cocaine, amphetamines, or other illegal drugs?






Response	6	8	10	12	Total	
0	96.9	92.5	83.0	81.3	89.3	
1	1.1	3.6	10.2	9.9	5.7	
2	0.8	1.9	3.3	3.7	2.3	
3	0.3	1.2	1.6	2.5	1.3	
4	0.8	0.9	1.8	2.5	1.4	
N of Valid	613	585	489	433	2120	
N of Miss	24	5	5	5	39	

Table 53: Think of your four best friends (the friends you feel closest to). In the past year (12 months), how many of your best friends have: been suspended from school?






Response	6	8	10	12	Total	
0	69.4	59.1	60.7	71.1	64.9	
1	16.3	17.1	18.6	14.6	16.7	
2	6.1	11.6	10.6	8.8	9.2	
3	4.4	4.6	3.9	1.9	3.8	
4	3.8	7.5	6.1	3.7	5.4	
N of Valid	607	584	489	432	2112	
N of Miss	30	6	5	6	47	

Table 54: Think of your four best friends (the friends you feel closest to). In the past year (12 months), how many of your best friends have: liked school?






Response	6	8	10	12	Total	
0	15.3	27.9	27.9	29.0	24.5	
1	13.7	11.7	12.1	14.8	13.0	
2	17.1	20.7	24.0	24.4	21.2	
3	21.4	15.7	18.0	15.3	17.8	
4	32.5	24.0	18.0	16.5	23.5	
N of Valid	607	580	488	431	2106	
N of Miss	30	10	6	7	53	

Table 55: Think of your four best friends (the friends you feel closest to). In the past year (12 months), how many of your best friends have: carried a handgun?






Response	6	8	10	12	Total	
0	95.4	93.8	91.8	91.0	93.3	
1	1.5	3.2	4.3	5.7	3.5	
2	1.3	1.4	0.6	1.1	1.1	
3	0.7	0.2	0.8	1.4	0.7	
4	1.1	1.4	2.5	0.7	1.4	
N of Valid	614	585	489	435	2123	
N of Miss	23	5	5	3	36	

Table 56: Think of your four best friends (the friends you feel closest to). In the past year (12 months), how many of your best friends have: sold illegal drugs?






Response	6	8	10	12	Total	
0	98.0	91.9	83.5	78.8	89.1	
1	1.0	4.6	7.4	11.1	5.5	
2	0.3	1.4	5.6	5.3	2.8	
3	0.0	1.4	1.6	1.2	1.0	
4	0.7	0.7	1.9	3.7	1.6	
N of Valid	611	581	485	434	2111	
N of Miss	26	9	9	4	48	

Table 57: Think of your four best friends (the friends you feel closest to). In the past year (12 months), how many of your best friends have: regularly attended religious services?






Response	6	8	10	12	Total	
0	21.0	13.1	15.4	15.0	16.2	
1	10.7	13.8	15.6	17.3	14.1	
2	13.5	17.8	21.5	23.5	18.7	
3	17.1	16.4	19.5	20.5	18.2	
4	37.8	39.0	28.1	23.7	32.9	
N of Valid	572	580	488	434	2074	
N of Miss	65	10	6	4	85	

Table 58: Think of your four best friends (the friends you feel closest to). In the past year (12 months), how many of your best friends have: stolen or tried to steal a motor vehicle such as a car or motorcycle?






Response	6	8	10	12	Total	
0	98.0	93.8	92.2	95.2	94.9	
1	0.5	3.8	5.7	3.0	3.1	
2	0.5	1.0	0.6	0.5	0.7	
3	0.3	0.7	0.4	0.5	0.5	
4	0.7	0.7	1.0	0.9	0.8	
N of Valid	610	585	489	434	2118	
N of Miss	27	5	5	4	41	

Table 59: Think of your four best friends (the friends you feel closest to). In the past year (12 months), how many of your best friends have: been arrested?






Response	6	8	10	12	Total	
0	93.1	82.2	76.9	83.8	84.5	
1	4.2	9.4	12.5	8.5	8.5	
2	1.5	4.3	5.9	3.7	3.7	
3	0.7	2.4	2.0	2.1	1.7	
4	0.5	1.7	2.7	1.8	1.6	
N of Valid	613	583	489	433	2118	
N of Miss	24	7	5	5	41	

Table 60: Think of your four best friends (the friends you feel closest to). In the past year (12 months), how many of your best friends have: dropped out of school?






Response	6	8	10	12	Total	
0	96.6	93.2	86.7	81.8	90.3	
1	2.6	4.3	9.2	9.4	6.0	
2	0.5	0.9	2.0	5.3	1.9	
3	0.3	1.0	0.8	1.2	0.8	
4	0.0	0.7	1.2	2.3	0.9	
N of Valid	611	584	489	434	2118	
N of Miss	26	6	5	4	41	

Table 61: Think of your four best friends (the friends you feel closest to). In the past year (12 months), how many of your best friends have: been members of a gang?






Response	6	8	10	12	Total	
0	90.2	84.7	85.2	88.9	87.3	
1	4.6	6.3	6.8	4.8	5.6	
2	2.3	3.1	2.7	1.8	2.5	
3	0.8	2.1	2.0	1.6	1.6	
4	2.1	3.8	3.3	2.8	3.0	
N of Valid	611	583	488	434	2116	
N of Miss	26	7	6	4	43	

Table 62: What are the chances you would be seen as cool if you: smoked cigarettes?


Response	6	8	10	12	Total	
No or very little chance	85.3	74.0	60.6	65.9	72.5	
Little chance	6.5	14.2	19.1	18.8	14.0	
Some chance	3.1	6.8	14.8	9.5	8.1	
Pretty good chance	3.9	3.8	3.1	3.7	3.6	
Very good chance	1.1	1.2	2.5	2.1	1.7	
N of Valid	612	584	487	431	2114	
N of Miss	25	6	7	7	45	

Table 63: What are the chances you would be seen as cool if you: worked hard at school?


Response	6	8	10	12	Total	
No or very little chance	10.0	15.6	16.2	17.9	14.6	
Little chance	9.7	18.2	19.3	22.0	16.8	
Some chance	14.9	24.6	28.1	25.8	22.8	
Pretty good chance	23.1	21.3	22.3	20.0	21.8	
Very good chance	42.3	20.3	14.1	14.4	24.0	
N of Valid	610	582	488	431	2111	
N of Miss	27	8	6	7	48	

Table 64: What are the chances you would be seen as cool if you: began drinking alcoholic beverages regularly, that is, at least once or twice a month?


Response	6	8	10	12	Total	
No or very little chance	86.9	66.1	42.9	38.1	61.0	
Little chance	4.9	16.4	16.4	17.2	13.2	
Some chance	4.6	7.2	20.0	18.6	11.7	
Pretty good chance	2.1	6.8	12.1	17.4	8.8	
Very good chance	1.5	3.4	8.6	8.8	5.2	
N of Valid	611	584	489	431	2115	
N of Miss	26	6	5	7	44	

Table 65: What are the chances you would be seen as cool if you: defended someone who was being verbally abused at school?






Response	6	8	10	12	Total	
No or very little chance	17.2	16.8	14.1	13.2	15.6	
Little chance	10.4	13.4	14.9	15.7	13.4	
Some chance	17.2	20.8	25.6	29.2	22.6	
Pretty good chance	19.8	23.7	23.5	25.0	22.8	
Very good chance	35.4	25.4	21.9	16.9	25.7	
N of Valid	605	583	489	432	2109	
N of Miss	32	7	5	6	50	

Table 66: What are the chances you would be seen as cool if you: smoked marijuana?






Response	6	8	10	12	Total	
No or very little chance	90.2	75.7	54.8	54.3	70.7	
Little chance	3.1	9.4	16.6	17.4	10.9	
Some chance	2.4	5.8	12.5	12.1	7.6	
Pretty good chance	1.6	5.3	8.0	9.0	5.6	
Very good chance	2.6	3.8	8.2	7.2	5.1	
N of Valid	614	584	489	431	2118	
N of Miss	23	6	5	7	41	

Table 67: What are the chances you would be seen as cool if you: carried a handgun?






Response	6	8	10	12	Total	
No or very little chance	87.2	84.3	78.3	81.7	83.2	
Little chance	5.9	7.2	11.0	8.8	8.0	
Some chance	2.5	3.1	5.3	5.3	3.9	
Pretty good chance	1.3	2.9	2.0	2.3	2.1	
Very good chance	3.1	2.6	3.3	1.9	2.7	
N of Valid	611	585	489	432	2117	
N of Miss	26	5	5	6	42	

Table 68: What are the chances you would be seen as cool if you: regularly volunteered to do community service?






Response	6	8	10	12	Total	
No or very little chance	29.6	36.0	29.8	36.1	32.7	
Little chance	15.9	17.3	24.9	23.6	19.9	
Some chance	18.5	23.8	24.3	22.0	22.0	
Pretty good chance	16.2	11.8	11.4	11.8	13.0	
Very good chance	19.8	11.1	9.6	6.5	12.3	
N of Valid	605	584	490	432	2111	
N of Miss	32	6	4	6	48	

Table 69: How old were you when you first: smoked marijuana?










Response	6	8	10	12	Total	
Never	97.1	90.2	73.4	62.1	82.7	
10 or younger	1.0	1.5	2.0	1.4	1.5	
11	1.0	1.4	1.2	0.9	1.1	
12	0.6	2.2	4.3	1.4	2.1	
13	0.2	3.4	4.5	6.5	3.3	
14	0.0	1.2	8.4	4.2	3.1	
15	0.0	0.0	5.3	7.6	2.8	
16	0.0	0.0	0.8	9.2	2.1	
17 or older	0.2	0.0	0.0	6.7	1.4	
N of Valid	628	582	489	433	2132	
N of Miss	9	8	5	5	27	

Table 70: How old were you when you first: smoked a cigarette, even just a puff?










Response	6	8	10	12	Total	
Never	87.7	74.4	60.6	51.0	70.4	
10 or younger	8.3	11.2	10.5	8.5	9.6	
11	2.7	4.2	5.7	3.2	3.9	
12	1.1	4.7	6.2	5.1	4.0	
13	0.0	4.7	4.1	7.4	3.7	
14	0.0	0.9	6.0	4.4	2.5	
15	0.0	0.0	5.5	6.0	2.5	
16	0.0	0.0	1.4	6.5	1.6	
17 or older	0.2	0.0	0.0	7.9	1.6	
N of Valid	627	578	487	433	2125	
N of Miss	10	12	7	5	34	

Table 71: How old were you when you first: had more than a sip or two of beer, wine or hard liquor (for example, vodka, whiskey, or gin)?










Response	6	8	10	12	Total	
Never	78.3	56.6	41.1	30.3	54.0	
10 or younger	14.1	12.0	12.1	7.6	11.8	
11	5.0	7.9	3.7	1.6	4.8	
12	2.1	10.6	8.2	3.7	6.2	
13	0.2	11.0	8.6	9.5	7.0	
14	0.0	1.9	13.6	10.6	5.8	
15	0.0	0.0	11.3	12.3	5.1	
16	0.0	0.0	1.2	14.4	3.2	
17 or older	0.3	0.0	0.2	10.0	2.2	
N of Valid	622	583	487	432	2124	
N of Miss	15	7	7	6	35	

Table 72: How old were you when you first: began drinking alcoholic beverages regularly, that is, at least once or twice a month?


Response	6	8	10	12	Total	
Never	97.8	90.6	75.0	63.3	83.6	
10 or younger	0.6	1.7	1.2	0.5	1.0	
11	0.8	0.7	0.2	0.9	0.7	
12	0.6	2.2	2.5	1.4	1.6	
13	0.0	3.8	3.1	2.5	2.3	
14	0.0	0.7	8.2	3.9	2.9	
15	0.0	0.3	8.2	5.8	3.1	
16	0.0	0.0	1.4	11.8	2.7	
17 or older	0.2	0.0	0.2	9.9	2.1	
N of Valid	626	584	488	433	2131	
N of Miss	11	6	6	5	28	

Table 73: How old were you when you first: used phenoxydine (pox, px, breeze)?


Response	6	8	10	12	Total	
Never	100.0	100.0	100.0	100.0	100.0	
10 or younger	0.0	0.0	0.0	0.0	0.0	
11	0.0	0.0	0.0	0.0	0.0	
12	0.0	0.0	0.0	0.0	0.0	
13	0.0	0.0	0.0	0.0	0.0	
14	0.0	0.0	0.0	0.0	0.0	
15	0.0	0.0	0.0	0.0	0.0	
16	0.0	0.0	0.0	0.0	0.0	
17 or older	0.0	0.0	0.0	0.0	0.0	
N of Valid	595	580	487	429	2091	
N of Miss	42	10	7	9	68	

Table 74: How old were you when you first: got suspended from school?










Response	6	8	10	12	Total	
Never	88.3	81.4	74.4	78.4	81.2	
10 or younger	6.1	6.2	4.9	3.9	5.4	
11	4.0	3.1	3.3	1.4	3.1	
12	1.3	3.8	3.5	1.6	2.5	
13	0.3	4.5	4.5	2.1	2.8	
14	0.0	1.0	6.8	4.2	2.7	
15	0.0	0.0	1.8	1.6	0.8	
16	0.0	0.0	0.8	3.9	1.0	
17 or older	0.0	0.0	0.0	2.8	0.6	
N of Valid	622	581	488	431	2122	
N of Miss	15	9	6	7	37	

Table 75: How old were you when you first: got arrested?










Response	6	8	10	12	Total	
Never	98.7	96.1	89.8	91.2	94.4	
10 or younger	0.6	1.2	0.8	0.7	0.8	
11	0.2	0.3	0.4	0.5	0.3	
12	0.3	0.5	0.6	0.0	0.4	
13	0.0	1.2	1.6	1.2	0.9	
14	0.0	0.5	3.1	1.2	1.1	
15	0.0	0.2	3.1	1.2	1.0	
16	0.0	0.0	0.6	1.9	0.5	
17 or older	0.2	0.0	0.0	2.3	0.5	
N of Valid	619	583	488	430	2120	
N of Miss	18	7	6	8	39	

Table 76: How old were you when you first: carried a handgun?










Response	6	8	10	12	Total	
Never	96.6	95.2	93.7	94.2	95.1	
10 or younger	1.4	1.9	2.0	0.9	1.6	
11	1.3	0.7	0.4	0.2	0.7	
12	0.3	1.6	1.0	0.5	0.8	
13	0.3	0.5	0.6	0.7	0.5	
14	0.0	0.2	0.4	0.9	0.3	
15	0.0	0.0	1.8	0.7	0.6	
16	0.0	0.0	0.0	0.7	0.1	
17 or older	0.0	0.0	0.0	1.2	0.2	
N of Valid	623	580	489	431	2123	
N of Miss	14	10	5	7	36	

Table 77: How old were you when you first: attacked someone with the idea of seriously hurting them?










Response	6	8	10	12	Total	
Never	88.0	81.9	80.2	84.9	83.9	
10 or younger	6.3	4.3	5.3	2.6	4.8	
11	4.0	2.4	1.2	1.6	2.4	
12	1.1	4.1	2.0	1.2	2.2	
13	0.5	5.6	3.5	1.6	2.8	
14	0.0	1.4	4.5	1.4	1.7	
15	0.0	0.3	2.9	2.1	1.2	
16	0.0	0.0	0.4	1.4	0.4	
17 or older	0.0	0.0	0.0	3.2	0.7	
N of Valid	619	585	489	431	2124	
N of Miss	18	5	5	7	35	

Table 78: How old were you when you first: belonged to a gang?










Response	6	8	10	12	Total	
Never	94.7	93.7	93.0	95.6	94.2	
10 or younger	1.9	1.4	1.4	0.5	1.4	
11	2.4	1.0	0.2	0.2	1.1	
12	0.5	1.5	1.0	0.9	1.0	
13	0.3	1.2	1.6	0.5	0.9	
14	0.0	0.9	1.2	0.0	0.5	
15	0.0	0.2	1.0	0.2	0.3	
16	0.2	0.0	0.4	0.9	0.3	
17 or older	0.0	0.2	0.0	1.2	0.3	
N of Valid	619	585	489	430	2123	
N of Miss	18	5	5	8	36	

Table 79: How wrong do you think it is for someone your age to: take a handgun to school?





Response	6	8	10	12	Total	
Very wrong	92.5	87.0	83.2	88.9	88.1	
Wrong	5.8	10.2	13.7	7.9	9.2	
A little bit wrong	1.1	2.0	2.5	1.8	1.8	
Not wrong at all	0.6	0.7	0.6	1.4	0.8	
N of Valid	626	586	489	433	2134	
N of Miss	11	4	5	5	25	

Table 80: How wrong do you think it is for someone your age to: steal anything worth more than \$5?





Response	6	8	10	12	Total	
Very wrong	71.8	61.0	52.1	59.8	61.9	
Wrong	22.9	27.4	29.4	27.2	26.5	
A little bit wrong	4.2	9.1	14.4	10.5	9.1	
Not wrong at all	1.1	2.6	4.1	2.6	2.5	
N of Valid	625	584	486	430	2125	
N of Miss	12	6	8	8	34	

Table 81: How wrong do you think it is for someone your age to: pick a fight with someone?





Response	6	8	10	12	Total	
Very wrong	57.9	40.0	34.6	37.5	43.5	
Wrong	28.2	30.9	30.9	33.6	30.6	
A little bit wrong	10.5	22.1	26.3	21.0	19.5	
Not wrong at all	3.4	7.0	8.2	7.9	6.4	
N of Valid	617	583	486	429	2115	
N of Miss	20	7	8	9	44	

Table 82: How wrong do you think it is for someone your age to: attack someone with the idea of seriously hurting them?





Response	6	8	10	12	Total	
Very wrong	83.5	65.1	62.4	63.2	69.5	
Wrong	10.4	19.8	22.0	24.3	18.5	
A little bit wrong	4.6	10.9	10.9	7.4	8.4	
Not wrong at all	1.4	4.1	4.7	5.1	3.7	
N of Valid	626	585	487	432	2130	
N of Miss	11	5	7	6	29	

Table 83: How wrong do you think it is for someone your age to: stay away from school all day when their parents think they are at school?





Response	6	8	10	12	Total	
Very wrong	83.6	59.9	38.9	31.3	56.3	
Wrong	12.8	27.3	32.5	32.0	25.2	
A little bit wrong	2.4	9.6	19.1	27.8	13.4	
Not wrong at all	1.1	3.2	9.5	8.8	5.2	
N of Valid	623	586	486	431	2126	
N of Miss	14	4	8	7	33	

Table 84: How wrong do you think it is for someone your age to: drink beer, wine or hard liquor (for example, vodka, whiskey, or gin) regularly?





Response	6	8	10	12	Total	
Very wrong	88.2	65.2	43.7	30.6	60.0	
Wrong	7.8	18.8	21.0	23.0	16.9	
A little bit wrong	3.0	11.1	21.2	29.2	14.7	
Not wrong at all	1.0	4.8	14.0	17.2	8.3	
N of Valid	625	584	485	431	2125	
N of Miss	12	6	9	7	34	

Table 85: How wrong do you think it is for someone your age to: smoke cigarettes?





Response	6	8	10	12	Total	
Very wrong	87.9	70.0	52.4	39.3	65.0	
Wrong	8.6	18.8	22.7	26.2	18.2	
A little bit wrong	2.7	7.7	13.8	19.9	10.1	
Not wrong at all	0.8	3.4	11.1	14.7	6.7	
N of Valid	626	584	485	428	2123	
N of Miss	11	6	9	10	36	

Table 86: How wrong do you think it is for someone your age to: smoke marijuana?





Response	6	8	10	12	Total	
Very wrong	94.3	81.1	61.0	51.5	74.4	
Wrong	3.4	11.1	15.4	19.6	11.5	
A little bit wrong	1.1	4.6	12.7	13.1	7.1	
Not wrong at all	1.1	3.2	11.0	15.9	6.9	
N of Valid	618	588	482	429	2117	
N of Miss	19	2	12	9	42	

Table 87: How wrong do you think it is for someone your age to: use LSD, cocaine, amphetamines or another illegal drug?





Response	6	8	10	12	Total	
Very wrong	97.6	91.5	87.2	84.9	90.9	
Wrong	1.6	6.5	9.1	8.4	6.0	
A little bit wrong	0.3	1.4	1.9	3.7	1.7	
Not wrong at all	0.5	0.7	1.9	3.0	1.4	
N of Valid	617	585	485	431	2118	
N of Miss	20	5	9	7	41	

Table 88: At school during the past 12 months, did you receive help from the resource teacher, speech therapist or other special education teacher?



Response	6	8	10	12	Total	
No	82.1	88.2	91.3	91.2	87.9	
Yes	17.9	11.8	8.7	8.8	12.1	
N of Valid	530	526	448	407	1911	
N of Miss	107	64	46	31	248	

Table 89: How many times have you done the following things? done what feels good no matter what.







Response	6	8	10	12	Total	
Never	48.8	36.6	26.7	25.5	35.5	
I've done it, but not in the past year	16.9	16.3	11.3	10.4	14.1	
Less than once a month	4.5	10.8	13.0	13.7	10.1	
About once a month	5.0	9.4	11.9	13.4	9.6	
2 or 3 times a month	6.0	9.5	14.6	15.1	10.9	
Once a week or more	18.6	17.4	22.4	21.9	19.8	
N of Valid	596	576	486	424	2082	
N of Miss	41	14	8	14	77	

Table 90: How many times have you done the following things? done something dangerous because someone dared you to do it.







Response	6	8	10	12	Total	
Never	70.8	47.9	37.0	41.4	50.8	
I've done it, but not in the past year	17.8	25.0	24.2	21.0	21.9	
Less than once a month	3.7	10.0	17.5	16.1	11.1	
About once a month	2.2	5.9	9.4	10.5	6.6	
2 or 3 times a month	2.2	7.2	8.0	5.8	5.7	
Once a week or more	3.2	4.0	3.9	5.1	4.0	
N of Valid	623	580	487	428	2118	
N of Miss	14	10	7	10	41	

Table 91: How many times have you done the following things? done crazy things even if they are a little dangerous.







Response	6	8	10	12	Total	
Never	55.5	33.9	21.6	25.2	35.6	
I've done it, but not in the past year	23.9	22.6	20.9	18.5	21.7	
Less than once a month	6.1	11.6	16.2	17.1	12.2	
About once a month	3.9	10.1	15.6	15.0	10.5	
2 or 3 times a month	3.2	8.3	13.8	12.1	8.9	
Once a week or more	7.4	13.5	11.9	12.1	11.1	
N of Valid	620	576	487	428	2111	
N of Miss	17	14	7	10	48	

Table 92: How many times in the past year (12 months) have you: been suspended from school?

Response	6	8	10	12	Total	
Never	91.7	88.3	89.0	90.5	89.9	
1 to 2 times	6.8	9.3	8.0	7.7	7.9	
3 to 5 times	0.8	1.5	2.0	0.9	1.3	
6 to 9 times	0.3	0.5	0.6	0.5	0.5	
10 to 19 times	0.0	0.2	0.0	0.2	0.1	
20 to 29 times	0.3	0.0	0.0	0.2	0.1	
30 to 39 times	0.0	0.2	0.0	0.0	0.0	
40+ times	0.0	0.0	0.4	0.0	0.1	
N of Valid	628	581	490	430	2129	
N of Miss	9	9	4	8	30	

Table 93: How many times in the past year (12 months) have you: carried a handgun?

Response	6	8	10	12	Total	
Never	97.4	95.4	94.7	95.8	95.9	
1 to 2 times	1.3	1.4	2.0	2.1	1.6	
3 to 5 times	0.3	0.5	0.8	0.7	0.6	
6 to 9 times	0.3	0.7	1.0	0.7	0.7	
10 to 19 times	0.3	0.3	0.2	0.5	0.3	
20 to 29 times	0.0	0.5	0.2	0.0	0.2	
30 to 39 times	0.0	0.5	0.0	0.0	0.1	
40+ times	0.3	0.7	1.0	0.2	0.6	
N of Valid	625	581	490	430	2126	
N of Miss	12	9	4	8	33	

Table 94: How many times in the past year (12 months) have you: sold illegal drugs?








Response	6	8	10	12	Total	
Never	100.0	98.4	93.6	90.2	96.1	
1 to 2 times	0.0	1.0	2.7	4.2	1.8	
3 to 5 times	0.0	0.0	1.4	1.2	0.6	
6 to 9 times	0.0	0.2	0.8	0.5	0.3	
10 to 19 times	0.0	0.2	0.6	0.9	0.4	
20 to 29 times	0.0	0.0	0.0	1.4	0.3	
30 to 39 times	0.0	0.2	0.0	0.0	0.0	
40+ times	0.0	0.0	0.8	1.6	0.5	
N of Valid	616	577	486	428	2107	
N of Miss	21	13	8	10	52	

Table 95: How many times in the past year (12 months) have you: stolen or tried to steal a motor vehicle such as a car or motorcycle?






Response	6	8	10	12	Total	
Never	98.6	99.1	96.7	98.6	98.3	
1 to 2 times	1.1	0.3	1.6	0.9	1.0	
3 to 5 times	0.0	0.2	0.6	0.2	0.2	
6 to 9 times	0.2	0.3	0.6	0.0	0.3	
10 to 19 times	0.0	0.0	0.0	0.2	0.0	
20 to 29 times	0.0	0.0	0.2	0.0	0.0	
30 to 39 times	0.0	0.0	0.0	0.0	0.0	
40+ times	0.2	0.0	0.2	0.0	0.1	
N of Valid	624	582	489	432	2127	
N of Miss	13	8	5	6	32	

Table 96: How many times in the past year (12 months) have you: participated in clubs, organizations or activities at school?









Response	6	8	10	12	Total	
Never	30.4	21.5	22.7	21.0	24.2	
1 to 2 times	27.5	20.6	13.1	13.8	19.5	
3 to 5 times	13.9	12.0	13.1	9.8	12.4	
6 to 9 times	8.9	5.3	10.2	8.4	8.1	
10 to 19 times	6.1	7.0	8.6	12.1	8.2	
20 to 29 times	1.6	4.1	6.3	6.8	4.4	
30 to 39 times	3.4	3.3	3.3	3.0	3.3	
40+ times	8.2	26.1	22.9	25.2	20.0	
N of Valid	619	582	490	429	2120	
N of Miss	18	8	4	9	39	

Table 97: How many times in the past year (12 months) have you: been arrested?





Response	6	8	10	12	Total	
Never	98.6	96.2	92.8	94.4	95.8	
1 to 2 times	1.0	2.8	6.1	4.4	3.3	
3 to 5 times	0.2	0.9	0.4	0.9	0.6	
6 to 9 times	0.2	0.2	0.2	0.2	0.2	
10 to 19 times	0.0	0.0	0.0	0.0	0.0	
20 to 29 times	0.0	0.0	0.2	0.0	0.0	
30 to 39 times	0.2	0.0	0.0	0.0	0.0	
40+ times	0.0	0.0	0.2	0.0	0.0	
N of Valid	626	581	488	428	2123	
N of Miss	11	9	6	10	36	

Table 98: How many times in the past year (12 months) have you: done extra work on your own for school?









Response	6	8	10	12	Total	
Never	27.7	32.7	32.8	29.3	30.6	
1 to 2 times	26.4	23.4	16.2	17.0	21.3	
3 to 5 times	18.0	14.7	13.3	14.7	15.3	
6 to 9 times	8.6	11.2	10.9	14.0	10.9	
10 to 19 times	6.8	6.2	9.8	8.8	7.8	
20 to 29 times	3.1	4.3	7.0	5.6	4.8	
30 to 39 times	1.6	1.9	3.3	2.6	2.3	
40+ times	7.9	5.5	6.8	8.1	7.0	
N of Valid	618	578	488	430	2114	
N of Miss	19	12	6	8	45	

Table 99: How many times in the past year (12 months) have you: attacked someone with the idea of seriously hurting them?








Response	6	8	10	12	Total	
Never	87.4	84.5	85.3	87.9	86.2	
1 to 2 times	8.2	10.0	8.8	8.2	8.8	
3 to 5 times	1.8	2.9	2.7	1.4	2.2	
6 to 9 times	0.8	1.4	1.2	0.9	1.1	
10 to 19 times	0.6	0.7	1.0	0.9	0.8	
20 to 29 times	0.5	0.3	0.2	0.5	0.4	
30 to 39 times	0.2	0.0	0.0	0.0	0.0	
40+ times	0.5	0.2	0.8	0.2	0.4	
N of Valid	621	580	489	429	2119	
N of Miss	16	10	5	9	40	

Table 100: How many times in the past year (12 months) have you: been drunk or high at school?


Response	6	8	10	12	Total	
Never	97.9	91.7	84.2	84.6	90.4	
1 to 2 times	1.4	4.5	8.2	6.1	4.8	
3 to 5 times	0.3	1.0	3.5	2.1	1.6	
6 to 9 times	0.2	0.9	1.2	1.6	0.9	
10 to 19 times	0.2	0.9	0.8	2.3	0.9	
20 to 29 times	0.0	0.3	0.2	0.9	0.3	
30 to 39 times	0.0	0.2	0.2	0.2	0.1	
40+ times	0.0	0.5	1.6	2.1	0.9	
N of Valid	624	579	488	428	2119	
N of Miss	13	11	6	10	40	

Table 101: How many times in the past year (12 months) have you: volunteered to do community service?

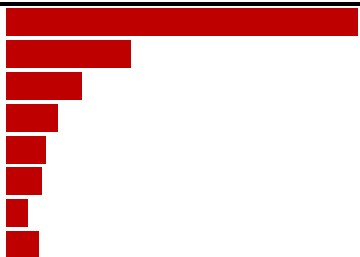
Response	6	8	10	12	Total	
Never	57.3	60.5	54.2	47.8	55.5	
1 to 2 times	22.6	17.4	14.5	15.6	17.9	
3 to 5 times	8.3	8.4	10.0	14.0	9.9	
6 to 9 times	4.6	3.3	9.2	7.5	5.9	
10 to 19 times	1.5	3.3	4.9	7.0	3.9	
20 to 29 times	1.6	3.4	3.9	4.2	3.2	
30 to 39 times	0.7	1.4	1.0	0.7	0.9	
40+ times	3.4	2.2	2.2	3.3	2.8	
N of Valid	614	580	489	429	2112	
N of Miss	23	10	5	9	47	

Table 102: How many times in the past year (12 months) have you: taken a handgun to school?






Response	6	8	10	12	Total	
Never	99.8	98.8	99.4	99.3	99.3	
1 to 2 times	0.2	0.5	0.0	0.5	0.3	
3 to 5 times	0.0	0.0	0.0	0.0	0.0	
6 to 9 times	0.0	0.2	0.2	0.0	0.1	
10 to 19 times	0.0	0.0	0.2	0.2	0.1	
20 to 29 times	0.0	0.0	0.0	0.0	0.0	
30 to 39 times	0.0	0.2	0.0	0.0	0.0	
40+ times	0.0	0.3	0.2	0.0	0.1	
N of Valid	623	578	487	428	2116	
N of Miss	14	12	7	10	43	

Table 103: Are you currently on probation, or assigned a probation officer with Juvenile Court?



Response	6	8	10	12	Total	
No	98.0	95.5	97.8	97.0	97.1	
Yes	2.0	4.5	2.2	3.0	2.9	
N of Valid	611	580	490	430	2111	
N of Miss	26	10	4	8	48	

Table 104: Have you ever belonged to a gang?






Response	6	8	10	12	Total	
No	91.0	90.5	89.0	92.6	90.7	
No, but would like to	1.1	1.9	3.1	2.1	2.0	
Yes, in the past	4.8	3.8	4.7	2.6	4.0	
Yes, belong now	2.7	3.6	3.3	2.6	3.1	
Yes, but would like to get out	0.3	0.2	0.0	0.2	0.2	
N of Valid	624	582	489	431	2126	
N of Miss	13	8	5	7	33	

Table 105: If you have ever belonged to a gang, did that gang have a name?

Response	6	8	10	12	Total
No	8.7	6.1	7.9	13.4	8.7
Yes	5.5	6.9	7.4	5.3	6.3
I have never belonged to a gang	85.8	87.0	84.7	81.3	85.0
N of Valid	618	576	484	418	2096
N of Miss	19	14	10	20	63

Table 106: You're looking at CD's in a music store with a friend. You look up and see her slip a CD under her coat. She smiles and says 'Which one do you want? Go ahead, take it while nobody's around.' There is nobody in sight, no employees and no other customers. What would you do now?

Response	6	8	10	12	Total
Ignore her	14.1	16.5	19.2	23.0	17.7
Grab a CD and leave the store	2.9	7.7	13.0	9.4	7.9
Tell her to put the CD back	62.4	43.4	35.5	34.7	45.4
Act like it is a joke, and ask her to put the CD back	20.7	32.4	32.4	32.9	29.1
N of Valid	619	583	485	426	2113
N of Miss	18	7	9	12	46

Table 107: You are visiting another part of town, and you don't know any of the people your age there. You are walking down the street, and some teenager you don't know is walking toward you. He is about your size, and as he is about to pass you, he deliberately bumps into you and you almost lose your balance. What would you say or do?

Response	6	8	10	12	Total
Push the person back	14.0	18.3	16.2	10.6	15.0
Say 'Excuse me' and keep on walking	57.3	47.6	47.6	52.7	51.5
Say 'Watch where you are going' and keep on walking	25.9	21.6	22.2	24.3	23.6
Swear at the person and walk away	2.8	12.5	13.9	12.3	9.9
N of Valid	614	578	481	423	2096
N of Miss	23	12	13	15	63

Table 108: You are at a party at someone's house, and one of your friends offers you a drink containing alcohol. What would you say or do?

Response	6	8	10	12	Total	
Drink it	4.4	21.3	38.5	44.0	24.9	
Tell your friend, 'No thanks, I don't drink' and suggest that you and your friend go and do something else	49.5	39.9	26.7	22.4	36.2	
Just say, 'No thanks' and walk away	31.2	26.9	27.0	28.7	28.5	
Make up a good excuse, tell your friend you had something else to do, and leave	14.9	11.9	7.8	4.9	10.4	
N of Valid	618	581	486	425	2110	
N of Miss	19	9	8	13	49	

Table 109: It's 8:00 on a weeknight and you are about to go over to a friend's home when your mother asks you where you are going. You say 'Oh, just going to go hang out with some friends.' She says, 'No, you'll just get into trouble if you go out. Stay home tonight.' What would you do now?

Response	6	8	10	12	Total	
Leave the house anyway	4.1	7.9	8.5	8.3	7.0	
Explain what you are going to do with your friends, tell her when you will get home, and ask if you can go out	55.8	69.2	72.2	74.0	66.9	
Not say anything and start watching TV	34.4	14.6	8.9	7.3	17.6	
Get into an argument with her	5.8	8.2	10.4	10.4	8.5	
N of Valid	617	582	482	423	2104	
N of Miss	20	8	12	15	55	

Table 110: How often do you attend religious services or activities?

Response	6	8	10	12	Total	
Never	16.9	9.1	13.2	14.2	13.3	
Rarely	18.9	18.6	22.8	22.2	20.4	
1-2 Times a Month	11.4	13.4	11.3	15.6	12.8	
About Once a Week or More	52.7	58.9	52.7	48.1	53.5	
N of Valid	603	581	486	424	2094	
N of Miss	34	9	8	14	65	

Table 111: I do the opposite of what people tell me, just to get them mad.





Response	6	8	10	12	Total	
Very False	50.6	39.6	33.6	38.1	41.1	
Somewhat False	27.0	32.0	32.8	29.4	30.2	
Somewhat True	20.1	25.9	29.9	30.1	26.0	
Very True	2.3	2.6	3.7	2.4	2.7	
N of Valid	607	579	485	425	2096	
N of Miss	30	11	9	13	63	

Table 112: I like to see how much I can get away with.





Response	6	8	10	12	Total	
Very False	57.5	39.6	31.5	30.4	41.1	
Somewhat False	23.4	26.9	27.2	27.3	26.1	
Somewhat True	14.6	23.7	32.0	33.9	25.0	
Very True	4.4	9.8	9.3	8.5	7.9	
N of Valid	610	579	485	425	2099	
N of Miss	27	11	9	13	60	

Table 113: I ignore rules that get in my way.





Response	6	8	10	12	Total	
Very False	65.7	44.9	37.0	28.0	45.7	
Somewhat False	20.0	27.5	27.8	38.0	27.5	
Somewhat True	11.7	20.6	28.4	29.2	21.6	
Very True	2.6	7.0	6.8	4.8	5.2	
N of Valid	606	568	486	421	2081	
N of Miss	31	22	8	17	78	

Table 114: I think sometimes it's okay to cheat at school.





Response	6	8	10	12	Total	
NO!	69.8	39.7	25.9	16.5	40.6	
no	22.1	36.3	30.5	36.1	30.7	
yes	7.6	20.5	35.6	37.5	23.7	
YES!	0.5	3.5	8.0	9.9	5.0	
N of Valid	616	575	486	424	2101	
N of Miss	21	15	8	14	58	

Table 115: It is important to think before you act.





Response	6	8	10	12	Total	
NO!	1.8	3.1	2.7	1.4	2.3	
no	4.6	6.1	6.8	3.3	5.3	
yes	32.2	43.5	42.8	47.3	40.8	
YES!	61.4	47.3	47.7	48.0	51.7	
N of Valid	614	573	484	423	2094	
N of Miss	23	17	10	15	65	

Table 116: Sometimes I think that life is not worth it.





Response	6	8	10	12	Total	
NO!	57.9	45.7	44.0	49.8	49.6	
no	23.9	23.8	21.8	26.8	24.0	
yes	12.3	21.9	25.1	16.4	18.8	
YES!	5.9	8.6	9.1	7.1	7.6	
N of Valid	594	571	482	422	2069	
N of Miss	43	19	12	16	90	

Table 117: At times I think I am no good at all.

Response	6	8	10	12	Total	
NO!	36.7	33.4	32.0	34.4	34.2	
no	26.0	23.7	24.5	30.0	25.8	
yes	27.1	30.1	31.1	27.8	29.0	
YES!	10.2	12.8	12.4	7.8	10.9	
N of Valid	608	569	482	424	2083	
N of Miss	29	21	12	14	76	

Table 118: All in all, I am inclined to think that I am a failure.

Response	6	8	10	12	Total	
NO!	58.5	47.0	44.7	50.9	50.6	
no	24.9	31.8	33.5	35.8	31.0	
yes	11.3	15.6	16.4	8.5	13.1	
YES!	5.3	5.6	5.4	4.7	5.3	
N of Valid	602	572	481	422	2077	
N of Miss	35	18	13	16	82	

Table 119: In the past year, have you felt depressed or sad MOST days, even if you felt okay sometimes?

Response	6	8	10	12	Total	
NO!	34.7	31.5	31.0	33.7	32.8	
no	23.4	26.4	29.2	30.9	27.1	
yes	26.3	25.2	23.8	25.5	25.2	
YES!	15.6	17.0	16.0	9.9	14.9	
N of Valid	608	572	480	424	2084	
N of Miss	29	18	14	14	75	

Table 120: It is all right to beat up people if they start the fight.





Response	6	8	10	12	Total	
NO!	53.3	28.8	24.0	26.7	34.4	
no	20.2	22.0	22.3	24.5	22.1	
yes	16.9	28.1	28.3	25.7	24.4	
YES!	9.5	21.0	25.4	23.1	19.1	
N of Valid	608	572	480	424	2084	
N of Miss	29	18	14	14	75	

Table 121: I think it is okay to take something without asking if you can get away with it.





Response	6	8	10	12	Total	
NO!	77.4	57.9	49.8	54.4	61.0	
no	19.4	33.0	35.8	34.5	30.0	
yes	2.5	6.1	10.6	9.2	6.7	
YES!	0.7	3.0	3.8	1.9	2.3	
N of Valid	607	572	480	423	2082	
N of Miss	30	18	14	15	77	

Table 122: Sometimes we don't know what we will do as adults, but we may have an idea. Please answer how true these statements may be for you. WHEN I AM AN ADULT I WILL: smoke cigarettes.





Response	6	8	10	12	Total	
NO!	84.6	77.4	70.2	70.7	76.5	
no	12.1	16.6	18.4	18.9	16.2	
yes	2.5	5.1	9.1	7.6	5.7	
YES!	0.8	1.0	2.3	2.8	1.6	
N of Valid	610	574	484	423	2091	
N of Miss	27	16	10	15	68	

Table 123: Sometimes we don't know what we will do as adults, but we may have an idea. Please answer how true these statements may be for you. WHEN I AM AN ADULT I WILL: drink beer, wine, or liquor.





Response	6	8	10	12	Total	
NO!	67.1	44.9	30.6	23.0	43.6	
no	18.2	22.6	19.6	16.6	19.4	
yes	12.7	26.7	35.1	42.9	27.9	
YES!	2.0	5.7	14.7	17.5	9.1	
N of Valid	604	574	484	422	2084	
N of Miss	33	16	10	16	75	

Table 124: Sometimes we don't know what we will do as adults, but we may have an idea. Please answer how true these statements may be for you. WHEN I AM AN ADULT I WILL: smoke marijuana.





Response	6	8	10	12	Total	
NO!	89.8	82.7	70.9	68.3	79.1	
no	8.2	11.7	16.8	17.5	13.1	
yes	1.6	3.8	7.9	9.2	5.2	
YES!	0.3	1.7	4.4	5.0	2.6	
N of Valid	607	572	481	423	2083	
N of Miss	30	18	13	15	76	

Table 125: Sometimes we don't know what we will do as adults, but we may have an idea. Please answer how true these statements may be for you. WHEN I AM AN ADULT I WILL: use LSD, cocaine, amphetamines or another illegal drug.





Response	6	8	10	12	Total	
NO!	93.6	89.9	90.9	90.8	91.4	
no	6.4	9.1	8.7	7.6	7.9	
yes	0.0	0.7	0.2	0.5	0.3	
YES!	0.0	0.3	0.2	1.2	0.4	
N of Valid	610	573	484	422	2089	
N of Miss	27	17	10	16	70	

Table 126: How much do you think people risk harming themselves (physically or in other ways) if they: smoked one or more packs of cigarettes per day?





Response	6	8	10	12	Total	
No risk	9.0	4.9	3.5	1.2	5.0	
Slight risk	5.1	5.6	7.1	7.3	6.1	
Moderate risk	14.5	17.4	22.2	25.8	19.3	
Great risk	71.4	72.2	67.2	65.7	69.5	
N of Valid	608	576	482	423	2089	
N of Miss	29	14	12	15	70	

Table 127: How much do you think people risk harming themselves (physically or in other ways) if they: try marijuana once or twice?





Response	6	8	10	12	Total	
No risk	11.3	13.2	22.9	28.7	18.1	
Slight risk	16.8	20.0	28.7	27.8	22.7	
Moderate risk	30.5	24.4	20.4	19.9	24.3	
Great risk	41.3	42.3	27.9	23.7	34.9	
N of Valid	600	574	480	418	2072	
N of Miss	37	16	14	20	87	

Table 128: How much do you think people risk harming themselves (physically or in other ways) if they: smoke marijuana regularly?





Response	6	8	10	12	Total	
No risk	9.7	7.3	9.9	9.2	9.0	
Slight risk	4.4	5.5	13.5	18.1	9.6	
Moderate risk	9.5	11.9	19.6	23.1	15.3	
Great risk	76.4	75.3	57.0	49.6	66.2	
N of Valid	597	562	474	415	2048	
N of Miss	40	28	20	23	111	

Table 129: How much do you think people risk harming themselves (physically or in other ways) if they: take one or two drinks of an alcoholic beverage (beer, wine, liquor) nearly every day?


Response	6	8	10	12	Total	
No risk	11.9	11.7	13.1	11.8	12.1	
Slight risk	18.2	23.5	27.2	26.0	23.3	
Moderate risk	28.3	28.2	27.2	31.7	28.7	
Great risk	41.7	36.6	32.4	30.5	35.9	
N of Valid	605	574	481	423	2083	
N of Miss	32	16	13	15	76	

Table 130: How much do you think people risk harming themselves (physically or in other ways) if they: have five or more drinks once or twice each weekend?


Response	6	8	10	12	Total	
No risk	11.4	8.7	7.9	6.9	8.9	
Slight risk	7.3	13.2	19.5	21.3	14.6	
Moderate risk	20.7	26.2	23.7	24.9	23.8	
Great risk	60.6	52.0	48.9	46.9	52.7	
N of Valid	604	577	481	422	2084	
N of Miss	33	13	13	16	75	

Table 131: On how many occasions have you had alcoholic beverages (beer, wine or hard liquor) to drink in your lifetime - more than just a few sips?

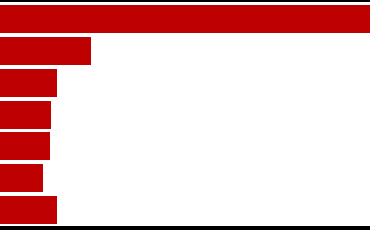
Response	6	8	10	12	Total	
0	82.8	62.6	45.3	32.9	58.5	
1-2	11.1	15.8	11.2	11.0	12.4	
3-5	2.0	7.1	9.8	9.3	6.7	
6-9	2.0	5.0	7.5	10.2	5.8	
10-19	0.7	4.0	8.9	11.2	5.6	
20-39	0.3	2.8	7.5	8.8	4.4	
40+	1.1	2.6	9.8	16.7	6.7	
N of Valid	610	575	481	420	2086	
N of Miss	27	15	13	18	73	

Table 132: On how many occasions have you had beer, wine or hard liquor to drink during the past 30 days?








Response	6	8	10	12	Total	
0	96.7	86.0	72.0	60.8	80.8	
1-2	1.8	8.3	14.2	21.5	10.4	
3-5	0.7	2.3	6.9	7.9	4.0	
6-9	0.3	2.3	4.4	4.1	2.5	
10-19	0.3	1.0	2.1	3.3	1.5	
20-39	0.2	0.2	0.2	1.0	0.3	
40+	0.0	0.0	0.2	1.4	0.3	
N of Valid	609	577	478	418	2082	
N of Miss	28	13	16	20	77	

Table 133: On how many occasions have you used marijuana (grass, pot) or hashish (hash, hash oil) in your lifetime?








Response	6	8	10	12	Total	
0	96.9	88.9	74.7	64.6	83.1	
1-2	1.5	3.5	5.9	7.2	4.2	
3-5	0.3	3.1	5.1	6.5	3.4	
6-9	0.0	0.9	2.5	2.9	1.4	
10-19	0.2	1.4	3.4	4.8	2.2	
20-39	0.5	0.2	1.7	2.6	1.1	
40+	0.7	2.1	6.7	11.5	4.6	
N of Valid	610	574	475	418	2077	
N of Miss	27	16	19	20	82	

Table 134: On how many occasions have you used marijuana (grass, pot) or hashish (hash, hash oil) during the past 30 days?








Response	6	8	10	12	Total	
0	98.5	95.5	89.3	82.7	92.4	
1-2	1.0	3.0	4.8	6.2	3.5	
3-5	0.2	0.7	1.9	2.6	1.2	
6-9	0.2	0.2	1.0	2.6	0.9	
10-19	0.2	0.5	1.7	1.4	0.9	
20-39	0.0	0.2	0.2	2.4	0.6	
40+	0.0	0.0	1.0	2.1	0.7	
N of Valid	609	574	477	421	2081	
N of Miss	28	16	17	17	78	

Table 135: On how many occasions have you used LSD or other psychedelics in your lifetime?





Response	6	8	10	12	Total	
0	100.0	99.7	98.3	94.3	98.4	
1-2	0.0	0.3	0.8	3.8	1.1	
3-5	0.0	0.0	0.6	1.0	0.3	
6-9	0.0	0.0	0.0	0.2	0.0	
10-19	0.0	0.0	0.2	0.5	0.1	
20-39	0.0	0.0	0.0	0.0	0.0	
40+	0.0	0.0	0.0	0.2	0.0	
N of Valid	606	577	479	421	2083	
N of Miss	31	13	15	17	76	

Table 136: On how many occasions have you used LSD or other psychedelics during the past 30 days?



Response	6	8	10	12	Total	
0	100.0	99.8	99.6	98.3	99.5	
1-2	0.0	0.2	0.4	1.2	0.4	
3-5	0.0	0.0	0.0	0.2	0.0	
6-9	0.0	0.0	0.0	0.0	0.0	
10-19	0.0	0.0	0.0	0.0	0.0	
20-39	0.0	0.0	0.0	0.2	0.0	
40+	0.0	0.0	0.0	0.0	0.0	
N of Valid	606	576	480	421	2083	
N of Miss	31	14	14	17	76	

Table 137: On how many occasions have you used cocaine or crack in your lifetime?






Response	6	8	10	12	Total	
0	99.3	99.1	98.5	95.5	98.3	
1-2	0.7	0.7	0.6	2.9	1.1	
3-5	0.0	0.2	0.6	0.5	0.3	
6-9	0.0	0.0	0.2	0.0	0.0	
10-19	0.0	0.0	0.0	0.5	0.1	
20-39	0.0	0.0	0.0	0.2	0.0	
40+	0.0	0.0	0.0	0.5	0.1	
N of Valid	609	577	480	421	2087	
N of Miss	28	13	14	17	72	

Table 138: On how many occasions have you used cocaine or crack during the past 30 days?

Response	6	8	10	12	Total	
0	99.8	99.8	100.0	98.8	99.7	
1-2	0.2	0.0	0.0	1.0	0.2	
3-5	0.0	0.0	0.0	0.2	0.0	
6-9	0.0	0.2	0.0	0.0	0.0	
10-19	0.0	0.0	0.0	0.0	0.0	
20-39	0.0	0.0	0.0	0.0	0.0	
40+	0.0	0.0	0.0	0.0	0.0	
N of Valid	609	573	480	418	2080	
N of Miss	28	17	14	20	79	

Table 139: On how many occasions have you sniffed glue, breathed the contents of an aerosol spray can, or inhaled other gases or sprays, in order to get high in your lifetime?

Response	6	8	10	12	Total	
0	91.8	83.9	84.8	88.8	87.4	
1-2	4.6	8.3	5.6	6.7	6.3	
3-5	1.3	4.7	5.4	2.1	3.4	
6-9	0.7	1.6	1.3	1.0	1.1	
10-19	0.0	0.5	0.8	1.2	0.6	
20-39	0.8	0.2	1.0	0.0	0.5	
40+	0.8	0.9	1.0	0.2	0.8	
N of Valid	608	578	480	419	2085	
N of Miss	29	12	14	19	74	

Table 140: On how many occasions have you sniffed glue, breathed the contents of an aerosol spray can, or inhaled other gases or sprays, in order to get high during the past 30 days?







Response	6	8	10	12	Total	
0	96.9	94.3	96.3	97.6	96.2	
1-2	1.6	4.5	2.5	1.2	2.5	
3-5	0.7	0.2	0.6	1.2	0.6	
6-9	0.3	0.3	0.4	0.0	0.3	
10-19	0.0	0.3	0.2	0.0	0.1	
20-39	0.3	0.3	0.0	0.0	0.2	
40+	0.2	0.0	0.0	0.0	0.0	
N of Valid	610	576	480	419	2085	
N of Miss	27	14	14	19	74	

Table 141: On how many occasions have you used phenoxydine (pox, px, breeze) in your lifetime?


Response	6	8	10	12	Total	
0	100.0	100.0	100.0	100.0	100.0	
1-2	0.0	0.0	0.0	0.0	0.0	
3-5	0.0	0.0	0.0	0.0	0.0	
6-9	0.0	0.0	0.0	0.0	0.0	
10-19	0.0	0.0	0.0	0.0	0.0	
20-39	0.0	0.0	0.0	0.0	0.0	
40+	0.0	0.0	0.0	0.0	0.0	
N of Valid	598	575	478	419	2070	
N of Miss	39	15	16	19	89	

Table 142: On how many occasions have you used phenoxydine (pox, px, breeze) during the past 30 days?


Response	6	8	10	12	Total	
0	100.0	100.0	100.0	100.0	100.0	
1-2	0.0	0.0	0.0	0.0	0.0	
3-5	0.0	0.0	0.0	0.0	0.0	
6-9	0.0	0.0	0.0	0.0	0.0	
10-19	0.0	0.0	0.0	0.0	0.0	
20-39	0.0	0.0	0.0	0.0	0.0	
40+	0.0	0.0	0.0	0.0	0.0	
N of Valid	594	575	478	415	2062	
N of Miss	43	15	16	23	97	

Table 143: On how many occasions have you used sedatives (tranquilizers, such as Valium or Xanax, barbiturates, or sleeping pills) without a doctor telling you to take them, in your lifetime?








Response	6	8	10	12	Total	
0	95.0	88.1	85.8	80.9	88.2	
1-2	3.0	6.1	5.6	5.5	5.0	
3-5	1.0	2.3	2.7	3.8	2.3	
6-9	0.2	0.9	1.9	1.7	1.1	
10-19	0.2	1.0	1.5	2.6	1.2	
20-39	0.5	1.0	0.8	1.7	1.0	
40+	0.2	0.5	1.7	3.8	1.3	
N of Valid	605	572	480	419	2076	
N of Miss	32	18	14	19	83	

Table 144: On how many occasions have you used sedatives (tranquilizers, such as Valium or Xanax, barbiturates, or sleeping pills) without a doctor telling you to take them, during the past 30 days?








Response	6	8	10	12	Total	
0	98.8	94.4	93.9	90.7	94.8	
1-2	0.3	3.7	4.0	5.3	3.1	
3-5	0.5	1.4	1.0	1.9	1.2	
6-9	0.2	0.3	0.4	1.0	0.4	
10-19	0.0	0.0	0.6	0.5	0.2	
20-39	0.2	0.0	0.0	0.5	0.1	
40+	0.0	0.2	0.0	0.2	0.1	
N of Valid	603	575	478	418	2074	
N of Miss	34	15	16	20	85	

Table 145: On how many occasions have you used Methamphetamines (meth, speed, crank, crystal meth) in your lifetime?



Response	6	8	10	12	Total	
0	99.7	99.1	98.7	97.6	98.9	
1-2	0.3	0.5	1.0	1.9	0.9	
3-5	0.0	0.0	0.2	0.0	0.0	
6-9	0.0	0.0	0.0	0.2	0.0	
10-19	0.0	0.2	0.0	0.0	0.0	
20-39	0.0	0.0	0.0	0.2	0.0	
40+	0.0	0.2	0.0	0.0	0.0	
N of Valid	605	572	479	418	2074	
N of Miss	32	18	15	20	85	

Table 146: On how many occasions have you used Methamphetamines (meth, speed, crank, crystal meth) in the past 30 days?



Response	6	8	10	12	Total	
0	100.0	99.8	99.6	99.8	99.8	
1-2	0.0	0.2	0.4	0.2	0.2	
3-5	0.0	0.0	0.0	0.0	0.0	
6-9	0.0	0.0	0.0	0.0	0.0	
10-19	0.0	0.0	0.0	0.0	0.0	
20-39	0.0	0.0	0.0	0.0	0.0	
40+	0.0	0.0	0.0	0.0	0.0	
N of Valid	604	571	478	416	2069	
N of Miss	33	19	16	22	90	

Table 147: On how many occasions have you used stimulants, other than Methamphetamines (such as amphetamines, Ritalin or Dexedrine) without a doctor telling you to take them, in your lifetime?








Response	6	8	10	12	Total	
0	99.3	98.6	94.8	93.1	96.8	
1-2	0.5	1.2	1.9	3.1	1.5	
3-5	0.2	0.0	1.5	1.4	0.7	
6-9	0.0	0.0	1.0	1.2	0.5	
10-19	0.0	0.0	0.2	0.2	0.1	
20-39	0.0	0.0	0.2	0.5	0.1	
40+	0.0	0.2	0.4	0.5	0.2	
N of Valid	602	571	479	418	2070	
N of Miss	35	19	15	20	89	

Table 148: On how many occasions have you used stimulants, other than Methamphetamines (such as amphetamines, Ritalin or Dexedrine) without a doctor telling you to take them, during the past 30 days?





Response	6	8	10	12	Total	
0	100.0	99.7	99.6	97.8	99.4	
1-2	0.0	0.0	0.2	1.7	0.4	
3-5	0.0	0.0	0.0	0.0	0.0	
6-9	0.0	0.2	0.0	0.2	0.1	
10-19	0.0	0.0	0.0	0.0	0.0	
20-39	0.0	0.2	0.0	0.0	0.0	
40+	0.0	0.0	0.2	0.2	0.1	
N of Valid	603	572	476	418	2069	
N of Miss	34	18	18	20	90	

Table 149: On how many occasions have you used heroin or other opiates in your lifetime?





Response	6	8	10	12	Total	
0	99.5	99.5	99.6	97.6	99.1	
1-2	0.5	0.4	0.0	0.7	0.4	
3-5	0.0	0.2	0.2	1.0	0.3	
6-9	0.0	0.0	0.2	0.2	0.1	
10-19	0.0	0.0	0.0	0.2	0.0	
20-39	0.0	0.0	0.0	0.0	0.0	
40+	0.0	0.0	0.0	0.2	0.0	
N of Valid	606	570	479	418	2073	
N of Miss	31	20	15	20	86	

Table 150: On how many occasions have you used heroin or other opiates during the past 30 days?



Response	6	8	10	12	Total	
0	99.8	99.8	99.8	99.0	99.7	
1-2	0.2	0.2	0.2	0.5	0.2	
3-5	0.0	0.0	0.0	0.2	0.0	
6-9	0.0	0.0	0.0	0.2	0.0	
10-19	0.0	0.0	0.0	0.0	0.0	
20-39	0.0	0.0	0.0	0.0	0.0	
40+	0.0	0.0	0.0	0.0	0.0	
N of Valid	604	568	479	418	2069	
N of Miss	33	22	15	20	90	

Table 151: On how many occasions have you used MDMA ('X', 'E', or ecstasy) in your lifetime?





Response	6	8	10	12	Total	
0	99.7	99.3	98.3	95.5	98.4	
1-2	0.2	0.7	1.0	2.9	1.1	
3-5	0.0	0.0	0.0	1.0	0.2	
6-9	0.2	0.0	0.6	0.5	0.3	
10-19	0.0	0.0	0.0	0.0	0.0	
20-39	0.0	0.0	0.0	0.0	0.0	
40+	0.0	0.0	0.0	0.2	0.0	
N of Valid	594	566	479	418	2057	
N of Miss	43	24	15	20	102	

Table 152: On how many occasions have you used MDMA ('X', 'E', or ecstasy) during the past 30 days?



Response	6	8	10	12	Total	
0	100.0	100.0	100.0	99.0	99.8	
1-2	0.0	0.0	0.0	0.7	0.1	
3-5	0.0	0.0	0.0	0.0	0.0	
6-9	0.0	0.0	0.0	0.0	0.0	
10-19	0.0	0.0	0.0	0.2	0.0	
20-39	0.0	0.0	0.0	0.0	0.0	
40+	0.0	0.0	0.0	0.0	0.0	
N of Valid	592	566	479	415	2052	
N of Miss	45	24	15	23	107	

Table 153: On how many occasions have you taken prescription drugs (such as Valium, Xanax, Ritalin, Adderall, OxyContin, Darvocet, or sleeping pills) on your own-that is, without a doctor telling you to take them in your lifetime?








Response	6	8	10	12	Total	
0	96.8	87.2	84.1	76.8	87.2	
1-2	1.2	6.7	6.3	8.6	5.4	
3-5	0.5	3.0	3.4	4.1	2.6	
6-9	0.5	1.2	2.3	3.8	1.8	
10-19	0.5	0.7	1.3	1.7	1.0	
20-39	0.2	0.7	0.6	1.7	0.7	
40+	0.3	0.5	2.1	3.3	1.4	
N of Valid	603	569	477	419	2068	
N of Miss	34	21	17	19	91	

Table 154: On how many occasions have you taken prescription drugs (such as Valium, Xanax, Ritalin, Adderall, OxyContin, Darvocet, or sleeping pills) on your own-that is, without a doctor telling you to take them during the past 30 days?








Response	6	8	10	12	Total	
0	97.8	94.7	94.8	87.8	94.2	
1-2	1.3	3.5	3.6	7.4	3.7	
3-5	0.2	0.9	0.6	1.7	0.8	
6-9	0.3	0.7	0.2	1.4	0.6	
10-19	0.0	0.2	0.6	0.7	0.3	
20-39	0.3	0.0	0.0	0.2	0.1	
40+	0.0	0.0	0.2	0.7	0.2	
N of Valid	603	570	477	418	2068	
N of Miss	34	20	17	20	91	

Table 155: On how many occasions have you taken non-prescription medicines such as diet pills (for example, Dietac, Dexatrim or Prolamine), stay-awake pills (for example No-Doz, Vivarin, or Wake), or cough or cold medicines (robos, DXM, etc.) to get high in your lifetime?








Response	6	8	10	12	Total	
0	97.0	94.4	94.1	88.8	94.0	
1-2	1.2	1.7	2.5	2.4	1.9	
3-5	0.7	2.4	0.6	2.4	1.5	
6-9	0.5	0.3	0.8	1.2	0.7	
10-19	0.2	0.7	1.3	1.9	0.9	
20-39	0.3	0.0	0.6	1.0	0.4	
40+	0.2	0.3	0.0	2.4	0.6	
N of Valid	603	572	477	418	2070	
N of Miss	34	18	17	20	89	

Table 156: On how many occasions have you taken non-prescription medicines such as diet pills (for example, Dietac, Dexatrim or Prolamine), stay-awake pills (for example No-Doz, Vivarin, or Wake), or cough or cold medicines (robos, DXM, etc.) to get high during the past 30 days?

Response	6	8	10	12	Total	
0	98.2	97.6	97.3	93.8	96.9	
1-2	1.0	1.7	1.1	3.3	1.7	
3-5	0.5	0.3	0.8	1.0	0.6	
6-9	0.0	0.0	0.4	0.2	0.1	
10-19	0.2	0.0	0.0	0.2	0.1	
20-39	0.0	0.3	0.4	0.5	0.3	
40+	0.2	0.0	0.0	1.0	0.2	
N of Valid	602	572	475	418	2067	
N of Miss	35	18	19	20	92	

Table 157: On how many occasions have you been drunk or very high from drinking alcoholic beverages during the past 30 days?

Response	6	8	10	12	Total	
0	98.0	91.4	80.3	73.0	87.0	
1-2	1.0	4.7	10.9	15.8	7.3	
3-5	0.3	2.1	4.8	4.5	2.7	
6-9	0.5	0.7	2.3	2.2	1.3	
10-19	0.2	0.9	0.4	2.6	0.9	
20-39	0.0	0.2	1.1	0.7	0.4	
40+	0.0	0.0	0.2	1.2	0.3	
N of Valid	603	571	476	418	2068	
N of Miss	34	19	18	20	91	

Table 158: Think back over the last two weeks. How many times have you had five or more alcoholic drinks in a row?


Response	6	8	10	12	Total	
None	97.3	91.6	81.3	77.2	88.0	
Once	1.0	3.7	6.3	9.1	4.6	
Twice	0.7	2.3	4.8	6.2	3.2	
3-5 times	1.0	1.2	4.2	4.6	2.5	
6-9 times	0.0	0.9	1.9	1.0	0.9	
10 or more times	0.0	0.4	1.5	1.9	0.8	
N of Valid	598	570	475	417	2060	
N of Miss	39	20	19	21	99	

Table 159: Have you ever used smokeless tobacco (chew, snuff, plug, dipping tobacco, or chewing tobacco)?


Response	6	8	10	12	Total	
Never	93.0	87.3	78.9	79.3	85.4	
Once or Twice	5.4	8.5	11.0	11.3	8.7	
Once in a while but not regularly	1.2	1.9	3.8	3.6	2.5	
Regularly in the past	0.3	1.1	3.0	1.9	1.5	
Regularly now	0.2	1.2	3.4	3.9	1.9	
N of Valid	597	567	473	415	2052	
N of Miss	40	23	21	23	107	

Table 160: How often have you taken smokeless tobacco during the past 30 days?


Response	6	8	10	12	Total	
Not at all	98.7	96.1	92.8	94.0	95.7	
Once or twice	0.7	1.8	2.7	1.7	1.7	
Once or twice per week	0.3	0.5	0.8	0.5	0.5	
Three to five times per week	0.0	0.7	1.1	0.5	0.5	
About once a day	0.0	0.7	0.4	0.5	0.4	
More than once a day	0.3	0.2	2.1	2.9	1.2	
N of Valid	595	566	475	416	2052	
N of Miss	42	24	19	22	107	

Table 161: Have you ever smoked cigarettes?






Response	6	8	10	12	Total	
Never	89.9	77.7	62.4	56.6	73.4	
Once or Twice	7.1	12.2	13.7	18.6	12.4	
Once in a while but not regularly	1.7	5.7	12.1	10.1	6.9	
Regularly in the past	0.8	2.5	7.2	5.1	3.6	
Regularly now	0.5	1.9	4.7	9.6	3.7	
N of Valid	595	565	473	415	2048	
N of Miss	42	25	21	23	111	

Table 162: How frequently have you smoked cigarettes during the past 30 days?







Response	6	8	10	12	Total	
Not at all	98.0	94.0	84.8	82.2	90.6	
Less than one cigarette per day	1.5	3.0	8.5	7.0	4.6	
One to five cigarettes per day	0.3	1.8	4.0	4.8	2.5	
About one-half pack per day	0.0	1.1	1.7	4.8	1.7	
About one pack per day	0.2	0.0	0.6	0.7	0.3	
About one and one-half packs per day	0.0	0.2	0.2	0.5	0.2	
Two packs or more per day	0.0	0.0	0.2	0.0	0.0	
N of Valid	597	568	473	415	2053	
N of Miss	40	22	21	23	106	

Table 163: During the last month, about how many marijuana cigarettes, or the equivalent, did you smoke a day, on the average?








Response	6	8	10	12	Total	
None	97.8	94.7	88.3	83.9	91.9	
Less than 1 a day	1.0	3.5	5.9	7.0	4.1	
1 a day	0.3	0.9	2.3	2.7	1.4	
2-3 a day	0.3	0.7	1.5	2.7	1.2	
4-6 a day	0.0	0.2	0.6	1.7	0.5	
7-10 a day	0.3	0.0	0.2	0.7	0.3	
11 or more a day	0.2	0.0	1.1	1.4	0.6	
N of Valid	594	565	472	415	2046	
N of Miss	43	25	22	23	113	

Table 164: If you drank alcohol (not just a sip or taste) in the past year, how did you usually get it?













Response	6	8	10	12	Total	
I did not drink alcohol in the past year	91.8	74.4	55.9	43.0	68.8	
I bought it myself with a fake ID	0.0	0.0	0.7	0.0	0.2	
I bought it myself without a fake ID	0.0	0.4	0.4	1.5	0.5	
I got it from someone I know age 21 or older	1.7	4.3	17.4	27.8	11.4	
I got it from someone I know under age 21	0.5	3.4	9.1	9.1	5.1	
I got it from my brother or sister	0.2	1.6	0.4	2.9	1.2	
I got it from home with my parents' permission	1.4	5.4	5.0	5.9	4.3	
I got it from home without my parents' permission	0.5	3.8	3.5	1.7	2.4	
I got it from another relative	0.9	2.3	1.5	2.2	1.7	
A stranger bought it for me	0.0	0.2	0.2	1.5	0.4	
I took it from a store or shop	0.2	0.0	0.7	0.0	0.2	
Other	2.8	4.1	5.2	4.4	4.1	
N of Valid	575	555	460	407	1997	
N of Miss	62	35	34	31	162	

Table 165: If you drank alcohol (not just a sip or taste) in the past year, where did you usually drink it?


Response	6	8	10	12	Total	
I did not drink alcohol in the past year	92.3	75.8	57.2	44.1	69.9	
at my home	3.3	10.9	10.4	11.5	8.7	
at someone else's home	2.6	10.2	25.6	39.2	17.4	
at an open area like a park, beach, field, back road, woods, or a street corner	0.9	1.1	4.2	2.5	2.0	
at a sporting event or concert	0.0	0.2	0.0	0.5	0.2	
at a restaurant, bar, or a nightclub	0.0	0.4	0.4	0.5	0.3	
at an empty building or a construction site	0.5	0.2	0.7	0.0	0.4	
at a hotel/motel	0.0	0.2	0.2	0.7	0.3	
in a car	0.3	0.4	1.1	0.5	0.6	
at school	0.0	0.7	0.2	0.5	0.4	
N of Valid	573	549	453	401	1976	
N of Miss	64	41	41	37	183	

Table 166: If you smoked cigarettes (not just a puff or drag) in the past year, how did you usually get them?













Response	6	8	10	12	Total	
I did not smoke cigarettes in the past year	95.0	87.9	75.5	70.4	83.5	
I bought them myself with a fake ID	0.0	0.0	0.2	0.2	0.1	
I bought them myself without a fake ID	0.0	0.0	0.4	5.9	1.3	
I got them from someone I know age 18 or older	0.7	2.9	9.4	10.1	5.2	
I got them from someone I know under age 18	0.5	2.2	4.7	3.9	2.6	
I got them from my brother or sister	0.3	0.7	0.9	0.5	0.6	
I got them from home with my parents' permission	0.2	1.1	1.3	2.2	1.1	
I got them from home without my parents' permission	0.7	1.8	2.8	0.0	1.3	
I got them from another relative	0.3	0.5	0.2	0.7	0.4	
A stranger bought them for me	0.0	0.2	0.6	0.2	0.2	
I took them from a store or shop	0.2	0.0	0.2	0.2	0.1	
Other	2.1	2.7	3.8	5.4	3.3	
N of Valid	576	554	470	406	2006	
N of Miss	61	36	24	32	153	

Table 167: If you smoked cigarettes (not just a puff or drag) in the past year, where did you usually smoke them?











Response	6	8	10	12	Total	
I did not smoke cigarettes in the past year	96.1	89.5	78.7	71.2	85.2	
at my home	1.6	4.0	6.4	5.8	4.2	
at someone else's home	0.4	3.8	7.5	7.3	4.4	
at an open area like a park, beach, field, back road, woods, or a street corner	1.4	1.6	4.4	5.8	3.0	
at a sporting event or concert	0.2	0.0	0.2	0.3	0.2	
at a restaurant, bar, or a nightclub	0.0	0.2	0.2	0.3	0.2	
at an empty building or a construction site	0.2	0.4	0.0	0.0	0.2	
at a hotel/motel	0.0	0.0	0.0	0.3	0.1	
in a car	0.0	0.2	2.4	8.3	2.3	
at school	0.2	0.4	0.2	1.0	0.4	
N of Valid	568	552	455	399	1974	
N of Miss	69	38	39	39	185	

Table 168: During the past 30 days, how many times did you ride in a car or other vehicle driven by someone who had been drinking alcohol?






Response	6	8	10	12	Total	
0 times	83.5	80.2	76.6	79.5	80.2	
1 time	7.7	10.0	10.0	10.8	9.5	
2 or 3 times	2.7	5.0	8.9	6.7	5.6	
4 or 5 times	1.5	2.0	1.9	1.0	1.6	
6 or more times	4.5	2.9	2.5	1.9	3.1	
N of Valid	583	561	471	415	2030	
N of Miss	54	29	23	23	129	

Table 169: During the past 30 days, how many times did you drive a car or other vehicle when you had been drinking alcohol?







Response	6	8	10	12	Total	
I did not drive a car in the past 30 days	56.7	66.5	47.6	29.3	51.6	
0 times	41.5	30.6	45.9	60.1	43.4	
1 time	0.7	0.9	3.0	5.6	2.3	
2 or 3 times	0.5	1.1	2.4	3.2	1.7	
4 or 5 times	0.2	0.2	0.6	1.0	0.5	
6 or more times	0.4	0.7	0.4	0.7	0.6	
N of Valid	564	546	464	409	1983	
N of Miss	73	44	30	29	176	

Table 170: How wrong would most adults (over 21) in your neighborhood think it is for kids your age: to use marijuana?





Response	6	8	10	12	Total	
Very wrong	92.6	82.9	69.3	68.1	79.5	
Wrong	3.8	9.8	21.3	18.2	12.5	
A little bit wrong	2.4	5.3	5.3	8.3	5.1	
Not wrong at all	1.2	2.0	4.1	5.4	2.9	
N of Valid	580	561	469	411	2021	
N of Miss	57	29	25	27	138	

Table 171: How wrong would most adults (over 21) in your neighborhood think it is for kids your age: to drink alcohol?





Response	6	8	10	12	Total	
Very wrong	83.9	68.0	47.0	42.8	62.5	
Wrong	9.7	16.1	28.0	28.7	19.6	
A little bit wrong	4.9	11.4	16.7	19.2	12.4	
Not wrong at all	1.6	4.5	8.3	9.2	5.5	
N of Valid	577	559	468	411	2015	
N of Miss	60	31	26	27	144	

Table 172: How wrong would most adults (over 21) in your neighborhood think it is for kids your age: to smoke cigarettes?





Response	6	8	10	12	Total	
Very wrong	83.7	73.9	55.4	44.4	66.4	
Wrong	9.4	14.3	23.0	29.3	18.0	
A little bit wrong	4.9	7.7	12.9	14.1	9.4	
Not wrong at all	2.1	4.1	8.8	12.2	6.3	
N of Valid	576	559	466	410	2011	
N of Miss	61	31	28	28	148	

Table 173: How much do each of the following statements describe your neighborhood? crime and/or drug selling





Response	6	8	10	12	Total	
NO!	81.6	73.4	65.7	69.9	73.2	
no	10.4	15.0	22.9	18.4	16.2	
yes	7.1	7.5	8.4	8.3	7.7	
YES!	0.9	4.1	3.0	3.4	2.8	
N of Valid	575	560	467	412	2014	
N of Miss	62	30	27	26	145	

Table 174: How much do each of the following statements describe your neighborhood? fights





Response	6	8	10	12	Total	
NO!	69.8	67.4	59.7	67.0	66.2	
no	15.5	16.8	24.5	20.1	18.9	
yes	10.5	10.6	12.7	9.0	10.7	
YES!	4.1	5.2	3.2	3.9	4.2	
N of Valid	579	558	466	412	2015	
N of Miss	58	32	28	26	144	

Table 175: How much do each of the following statements describe your neighborhood? lots of empty or abandoned buildings





Response	6	8	10	12	Total	
NO!	79.0	72.8	69.1	73.1	73.7	
no	14.8	19.7	25.1	21.4	19.9	
yes	4.5	6.3	4.9	4.6	5.1	
YES!	1.7	1.3	0.9	1.0	1.2	
N of Valid	575	558	466	412	2011	
N of Miss	62	32	28	26	148	

Table 176: How much do each of the following statements describe your neighborhood? lots of graffiti





Response	6	8	10	12	Total	
NO!	83.3	79.0	76.4	81.8	80.2	
no	11.8	16.5	20.1	15.3	15.8	
yes	2.6	3.4	2.4	1.9	2.6	
YES!	2.3	1.1	1.1	1.0	1.4	
N of Valid	568	557	467	411	2003	
N of Miss	69	33	27	27	156	

Table 177: If I had to move, I would miss the neighborhood I now live in.





Response	6	8	10	12	Total	
NO!	10.8	13.8	15.6	13.8	13.4	
no	11.8	15.8	19.0	21.5	16.6	
yes	26.7	31.2	31.6	33.1	30.4	
YES!	50.7	39.3	33.8	31.6	39.7	
N of Valid	574	565	468	414	2021	
N of Miss	63	25	26	24	138	

Table 178: My neighbors notice when I am doing a good job and let me know about it.

Response	6	8	10	12	Total	
NO!	32.4	33.6	39.5	43.3	36.6	
no	30.8	36.3	38.4	37.3	35.4	
yes	22.1	20.0	17.8	13.8	18.8	
YES!	14.7	10.2	4.3	5.6	9.2	
N of Valid	571	560	466	413	2010	
N of Miss	66	30	28	25	149	

Table 179: I like my neighborhood.

Response	6	8	10	12	Total	
NO!	7.2	9.9	11.1	9.2	9.3	
no	9.3	11.2	12.6	12.4	11.3	
yes	34.6	42.3	46.7	54.0	43.6	
YES!	48.9	36.6	29.6	24.3	35.9	
N of Valid	567	555	467	411	2000	
N of Miss	70	35	27	27	159	

Table 180: There are lots of adults in my neighborhood I could talk to about something important.

Response	6	8	10	12	Total	
NO!	21.7	26.3	32.0	30.7	27.2	
no	25.6	29.2	28.5	30.5	28.3	
yes	29.0	25.2	28.1	27.8	27.5	
YES!	23.7	19.3	11.4	11.0	17.0	
N of Valid	562	559	466	410	1997	
N of Miss	75	31	28	28	162	

Table 181: I'd like to get out of my neighborhood.





Response	6	8	10	12	Total	
NO!	50.5	40.4	33.6	27.7	39.0	
no	28.6	33.5	38.1	42.6	35.1	
yes	13.4	16.8	17.2	22.1	17.0	
YES!	7.5	9.4	11.0	7.5	8.8	
N of Valid	560	555	464	411	1990	
N of Miss	77	35	30	27	169	

Table 182: There are people in my neighborhood who are proud of me when I do something well.





Response	6	8	10	12	Total	
NO!	21.6	21.9	28.2	28.2	24.6	
no	23.6	27.1	29.5	31.3	27.6	
yes	34.1	31.4	30.5	31.6	32.0	
YES!	20.7	19.6	11.8	9.0	15.9	
N of Valid	555	557	465	412	1989	
N of Miss	82	33	29	26	170	

Table 183: There are people in my neighborhood who encourage me to do my best.





Response	6	8	10	12	Total	
NO!	18.4	19.9	28.4	29.1	23.3	
no	22.2	27.5	28.4	29.3	26.6	
yes	33.5	32.4	28.4	31.5	31.6	
YES!	25.9	20.2	14.8	10.2	18.5	
N of Valid	559	559	465	413	1996	
N of Miss	78	31	29	25	163	

Table 184: I feel safe in my neighborhood.

Response	6	8	10	12	Total
NO!	7.5	6.7	7.7	6.6	7.1
no	8.4	10.8	9.6	9.0	9.5
yes	37.0	40.8	48.0	48.4	43.0
YES!	47.0	41.7	34.7	36.0	40.4
N of Valid	557	554	467	411	1989
N of Miss	80	36	27	27	170

Table 185: Which of the following activities for people your age are available in your community? sports teams?

Response	6	8	10	12	Total
No	14.3	10.4	10.7	10.4	11.6
Yes	85.7	89.6	89.3	89.6	88.4
N of Valid	553	558	466	412	1989
N of Miss	84	32	28	26	170

Table 186: Which of the following activities for people your age are available in your community? scouting?

Response	6	8	10	12	Total
No	43.3	40.6	37.7	35.2	39.5
Yes	56.7	59.4	62.3	64.8	60.5
N of Valid	534	544	459	406	1943
N of Miss	103	46	35	32	216

Table 187: Which of the following activities for people your age are available in your community? boys and girls clubs?



Response	6	8	10	12	Total	
No	33.0	25.3	25.3	22.5	26.9	
Yes	67.0	74.7	74.7	77.5	73.1	
N of Valid	549	549	459	408	1965	
N of Miss	88	41	35	30	194	

Table 188: Which of the following activities for people your age are available in your community? 4-H clubs?



Response	6	8	10	12	Total	
No	55.6	36.5	29.6	26.4	37.6	
Yes	44.4	63.5	70.4	73.6	62.4	
N of Valid	493	534	460	406	1893	
N of Miss	144	56	34	32	266	

Table 189: Which of the following activities for people your age are available in your community? service clubs?



Response	6	8	10	12	Total	
No	55.6	41.9	32.5	25.5	39.7	
Yes	44.4	58.1	67.5	74.5	60.3	
N of Valid	502	540	461	404	1907	
N of Miss	135	50	33	34	252	

Table 190: If a kid smoked marijuana in your neighborhood would he or she be caught by the police?





Response	6	8	10	12	Total	
NO!	11.7	19.0	24.9	23.6	19.3	
no	18.2	31.8	43.2	54.8	35.5	
yes	30.1	26.5	20.9	16.0	24.0	
YES!	40.0	22.7	11.0	5.7	21.2	
N of Valid	548	554	465	407	1974	
N of Miss	89	36	29	31	185	

Table 191: If a kid drank some beer, wine or hard liquor (for example, vodka, whiskey, or gin) in your neighborhood would he or she be caught by the police?





Response	6	8	10	12	Total	
NO!	12.7	21.8	30.2	28.9	22.7	
no	25.0	40.3	46.3	55.8	40.7	
yes	30.1	20.0	16.6	11.4	20.2	
YES!	32.3	17.9	6.9	4.0	16.4	
N of Valid	545	554	464	405	1968	
N of Miss	92	36	30	33	191	

Table 192: If a kid carried a handgun in your neighborhood would he or she be caught by the police?





Response	6	8	10	12	Total	
NO!	10.3	16.6	23.3	20.9	17.4	
no	16.6	24.1	34.1	38.1	27.3	
yes	25.6	28.0	27.0	29.7	27.5	
YES!	47.4	31.3	15.6	11.3	27.9	
N of Valid	542	553	463	407	1965	
N of Miss	95	37	31	31	194	

Table 193: If you wanted to get some cigarettes, how easy would it be for you to get some?





Response	6	8	10	12	Total	
Very hard	74.3	48.8	22.0	12.1	41.8	
Sort of hard	7.7	11.7	12.3	7.4	9.9	
Sort of easy	8.4	19.8	25.7	19.0	17.9	
Very easy	9.6	19.6	40.0	61.6	30.4	
N of Valid	534	555	463	406	1958	
N of Miss	103	35	31	32	201	

Table 194: If you wanted to get some beer, wine or hard liquor (for example, vodka, whiskey, or gin), how easy would it be for you to get some?





Response	6	8	10	12	Total	
Very hard	71.6	41.0	20.2	8.9	37.7	
Sort of hard	10.4	14.8	11.5	12.6	12.3	
Sort of easy	8.3	22.6	28.2	31.5	21.9	
Very easy	9.8	21.7	40.1	47.0	28.1	
N of Valid	531	554	461	406	1952	
N of Miss	106	36	33	32	207	

Table 195: If you wanted to get a drug like cocaine, LSD, or amphetamines, how easy would it be for you to get some?





Response	6	8	10	12	Total	
Very hard	93.8	80.2	58.8	47.5	72.0	
Sort of hard	3.2	10.8	22.0	26.6	14.7	
Sort of easy	1.9	5.2	9.4	16.5	7.6	
Very easy	1.1	3.8	9.8	9.4	5.6	
N of Valid	528	555	459	406	1948	
N of Miss	109	35	35	32	211	

Table 196: If you wanted to get a handgun, how easy would it be for you to get one?





Response	6	8	10	12	Total	
Very hard	73.9	64.7	47.3	42.5	58.4	
Sort of hard	10.8	12.0	18.7	22.6	15.4	
Sort of easy	6.4	12.5	14.5	14.5	11.7	
Very easy	8.9	10.9	19.5	20.4	14.4	
N of Valid	529	552	461	407	1949	
N of Miss	108	38	33	31	210	

Table 197: If you wanted to get some marijuana, how easy would it be for you to get some?





Response	6	8	10	12	Total	
Very hard	90.4	68.4	35.9	22.0	57.1	
Sort of hard	3.2	11.2	15.3	12.6	10.3	
Sort of easy	3.6	8.5	16.1	24.0	12.2	
Very easy	2.8	11.9	32.7	41.5	20.5	
N of Valid	529	554	459	405	1947	
N of Miss	108	36	35	33	212	

Table 198: During the past 12 months, have you participated in any alcohol prevention programs or seen any alcohol prevention messages in your school or community?
Yes, a school-based program focused on preventing underage drinking and/or drinking and driving.



Response	6	8	10	12	Total	
No	58.4	57.8	74.3	77.9	65.8	
Yes	41.6	42.2	25.7	22.1	34.2	
N of Valid	637	590	494	438	2159	
N of Miss	0	0	0	0	0	

Table 199: During the past 12 months, have you participated in any alcohol prevention programs or seen any alcohol prevention messages in your school or community? Yes, a community-based program focused on preventing underage drinking and/or drinking and driving (for example, through your church or temple or through youth groups like Boys and Girls Club or 4-H).



Response	6	8	10	12	Total	
No	89.2	91.5	93.5	94.5	91.9	
Yes	10.8	8.5	6.5	5.5	8.1	
N of Valid	637	590	494	438	2159	
N of Miss	0	0	0	0	0	

Table 200: During the past 12 months, have you participated in any alcohol prevention programs or seen any alcohol prevention messages in your school or community? Yes, a media campaign addressing underage drinking and/or drinking and driving (for example, newspaper ads, posters, pamphlets, radio, TV).



Response	6	8	10	12	Total	
No	89.0	89.0	84.6	83.3	86.8	
Yes	11.0	11.0	15.4	16.7	13.2	
N of Valid	637	590	494	438	2159	
N of Miss	0	0	0	0	0	

Table 201: During the past 12 months, have you participated in any alcohol prevention programs or seen any alcohol prevention messages in your school or community? No



Response	6	8	10	12	Total	
No	65.3	56.6	43.5	42.5	53.3	
Yes	34.7	43.4	56.5	57.5	46.7	
N of Valid	637	590	494	438	2159	
N of Miss	0	0	0	0	0	

Table 202: How wrong do your parents feel it would be for YOU to: drink beer, wine or hard liquor (for example, vodka, whiskey or gin) regularly?





Response	6	8	10	12	Total	
Very wrong	92.0	79.3	61.7	53.8	73.3	
Wrong	5.6	11.8	21.7	24.3	15.0	
A little bit wrong	2.2	7.3	12.9	15.7	9.0	
Not wrong at all	0.2	1.6	3.7	6.1	2.7	
N of Valid	535	551	457	407	1950	
N of Miss	102	39	37	31	209	

Table 203: How wrong do your parents feel it would be for YOU to: smoke cigarettes?





Response	6	8	10	12	Total	
Very wrong	93.4	87.3	75.7	67.1	82.0	
Wrong	4.9	8.7	13.3	20.9	11.3	
A little bit wrong	1.5	2.7	7.9	8.4	4.8	
Not wrong at all	0.2	1.3	3.1	3.7	1.9	
N of Valid	531	553	457	407	1948	
N of Miss	106	37	37	31	211	

Table 204: How wrong do your parents feel it would be for YOU to: smoke marijuana?





Response	6	8	10	12	Total	
Very wrong	97.9	92.6	85.0	81.4	89.9	
Wrong	1.3	4.9	7.5	12.6	6.1	
A little bit wrong	0.4	1.3	4.4	4.5	2.4	
Not wrong at all	0.4	1.3	3.1	1.5	1.5	
N of Valid	532	551	453	404	1940	
N of Miss	105	39	41	34	219	

Table 205: How wrong do your parents feel it would be for YOU to: steal something worth more than \$5?





Response	6	8	10	12	Total	
Very wrong	92.4	86.3	81.2	85.5	86.6	
Wrong	6.1	10.8	13.3	9.9	9.9	
A little bit wrong	1.5	2.2	3.7	3.9	2.7	
Not wrong at all	0.0	0.7	1.7	0.7	0.8	
N of Valid	528	553	458	406	1945	
N of Miss	109	37	36	32	214	

Table 206: How wrong do your parents feel it would be for YOU to: draw graffiti, write things, or draw pictures on buildings or other property (without the owner's permission)?





Response	6	8	10	12	Total	
Very wrong	92.6	85.6	80.8	82.0	85.6	
Wrong	5.1	9.3	13.1	13.6	10.0	
A little bit wrong	1.7	3.6	3.5	3.5	3.0	
Not wrong at all	0.6	1.5	2.6	1.0	1.4	
N of Valid	525	549	458	405	1937	
N of Miss	112	41	36	33	222	

Table 207: How wrong do your parents feel it would be for YOU to: pick a fight with someone?





Response	6	8	10	12	Total	
Very wrong	75.2	66.9	55.9	55.6	64.2	
Wrong	16.4	15.9	23.1	28.6	20.4	
A little bit wrong	6.6	13.2	15.0	12.1	11.6	
Not wrong at all	1.9	4.0	5.9	3.7	3.8	
N of Valid	532	553	454	405	1944	
N of Miss	105	37	40	33	215	

Table 208: During the past 12 months, have you talked with at least one of your parents about the dangers of underage drinking and/or drinking and driving? By parents, we mean either your biological parents, adoptive parents, stepparents, or adult guardians - whether or not they live with you.



Response	6	8	10	12	Total	
No	51.4	57.3	58.9	54.9	55.6	
Yes	48.6	42.7	41.1	45.1	44.4	
N of Valid	518	541	453	406	1918	
N of Miss	119	49	41	32	241	

Table 209: Have any of your brothers or sisters ever: drunk beer, wine or hard liquor (for example, vodka, whiskey or gin)?




Response	6	8	10	12	Total	
No	76.8	59.8	45.4	32.4	55.2	
Yes	19.0	36.6	52.0	61.5	40.7	
I don't have any brothers or sisters	4.2	3.6	2.6	6.1	4.1	
N of Valid	525	552	458	408	1943	
N of Miss	112	38	36	30	216	

Table 210: Have any of your brothers or sisters ever: smoked marijuana?




Response	6	8	10	12	Total	
No	92.9	81.9	69.5	56.8	76.7	
Yes	3.3	14.3	27.9	37.3	19.3	
I don't have any brothers or sisters	3.8	3.8	2.6	5.9	4.0	
N of Valid	521	547	455	405	1928	
N of Miss	116	43	39	33	231	

Table 211: Have any of your brothers or sisters ever: smoked cigarettes?

Response	6	8	10	12	Total	
No	80.0	69.2	58.9	49.5	65.5	
Yes	16.0	27.3	38.1	44.3	30.4	
I don't have any brothers or sisters	4.0	3.5	3.1	6.2	4.1	
N of Valid	520	549	457	404	1930	
N of Miss	117	41	37	34	229	

Table 212: Have any of your brothers or sisters ever: taken a handgun to school?

Response	6	8	10	12	Total	
No	94.8	95.6	96.3	92.9	95.0	
Yes	1.0	0.7	1.3	1.2	1.0	
I don't have any brothers or sisters	4.2	3.7	2.4	5.9	4.0	
N of Valid	522	547	457	406	1932	
N of Miss	115	43	37	32	227	

Table 213: Have any of your brothers or sisters ever: been suspended or expelled from school?

Response	6	8	10	12	Total	
No	79.6	75.4	71.1	68.7	74.1	
Yes	16.2	20.9	26.5	25.1	21.8	
I don't have any brothers or sisters	4.2	3.7	2.4	6.2	4.0	
N of Valid	520	545	457	406	1928	
N of Miss	117	45	37	32	231	

Table 214: The rules in my family are clear.


Response	6	8	10	12	Total	
NO!	1.9	4.4	5.2	3.9	3.8	
no	7.5	8.9	7.4	12.2	8.9	
yes	31.3	35.5	42.7	50.4	39.2	
YES!	59.2	51.2	44.7	33.5	48.0	
N of Valid	517	549	459	409	1934	
N of Miss	120	41	35	29	225	

Table 215: People in my family often insult or yell at each other.

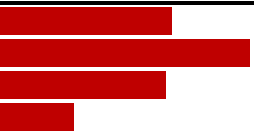
Response	6	8	10	12	Total	
NO!	35.9	25.2	21.4	20.0	26.1	
no	33.6	36.2	43.7	44.5	39.0	
yes	23.4	24.3	25.3	27.4	25.0	
YES!	7.0	14.3	9.6	8.1	9.9	
N of Valid	512	547	458	409	1926	
N of Miss	125	43	36	29	233	

Table 216: When I am not at home, one of my parents knows where I am and who I am with.


Response	6	8	10	12	Total	
NO!	1.6	4.9	4.8	4.2	3.9	
no	4.1	6.9	6.8	13.5	7.6	
yes	23.2	35.6	44.4	52.0	37.9	
YES!	71.1	52.5	44.0	30.4	50.7	
N of Valid	509	547	455	408	1919	
N of Miss	128	43	39	30	240	

Table 217: We argue about the same things in my family over and over.





Response	6	8	10	12	Total	
NO!	39.2	23.0	16.6	14.0	23.8	
no	32.5	33.6	36.5	38.5	35.0	
yes	17.7	27.4	33.0	35.8	28.0	
YES!	10.6	16.1	13.8	11.8	13.2	
N of Valid	508	548	457	408	1921	
N of Miss	129	42	37	30	238	

Table 218: If you drank some beer or wine or liquor (for example, vodka, whiskey, or gin) without your parents' permission, would you be caught by your parents?





Response	6	8	10	12	Total	
NO!	9.0	14.9	19.1	17.9	15.0	
no	7.2	19.6	32.3	46.6	25.1	
yes	15.8	23.4	24.4	22.8	21.5	
YES!	67.9	42.2	24.2	12.7	38.3	
N of Valid	499	552	455	408	1914	
N of Miss	138	38	39	30	245	

Table 219: My family has clear rules about alcohol and drug use.





Response	6	8	10	12	Total	
NO!	3.0	4.5	5.7	3.9	4.3	
no	5.6	9.4	11.0	16.2	10.2	
yes	13.7	28.8	36.6	41.2	29.4	
YES!	77.7	57.2	46.7	38.7	56.1	
N of Valid	497	552	456	408	1913	
N of Miss	140	38	38	30	246	

Table 220: If you carried a handgun without your parents' permission, would you be caught by your parents?

Response	6	8	10	12	Total	
NO!	5.3	6.7	10.8	10.9	8.2	
no	3.8	9.1	13.6	21.3	11.4	
yes	12.9	21.1	27.5	28.7	22.1	
YES!	78.0	63.2	48.1	39.1	58.3	
N of Valid	495	551	455	404	1905	
N of Miss	142	39	39	34	254	

Table 221: If you skipped school would you be caught by your parents?

Response	6	8	10	12	Total	
NO!	5.0	6.5	10.7	12.3	8.4	
no	5.8	12.9	18.0	31.4	16.2	
yes	14.3	23.8	30.0	32.2	24.6	
YES!	74.9	56.8	41.2	24.1	50.8	
N of Valid	498	551	456	407	1912	
N of Miss	139	39	38	31	247	

Table 222: Do you feel very close to your mother?

Response	6	8	10	12	Total	
NO!	5.1	10.3	11.3	7.9	8.7	
no	5.5	8.7	12.8	11.2	9.4	
yes	17.6	27.9	35.8	38.7	29.4	
YES!	71.9	53.1	40.0	42.2	52.6	
N of Valid	495	552	452	403	1902	
N of Miss	142	38	42	35	257	

Table 223: Do you share your thoughts and feelings with your mother?

Response	6	8	10	12	Total	
NO!	9.3	14.5	16.4	11.6	13.0	
no	13.1	18.4	25.1	23.3	19.6	
yes	26.9	29.6	32.0	36.9	31.0	
YES!	50.7	37.5	26.4	28.2	36.3	
N of Valid	495	550	450	404	1899	
N of Miss	142	40	44	34	260	

Table 224: My parents ask me what I think before most family decisions affecting me are made.

Response	6	8	10	12	Total	
NO!	13.1	15.2	17.9	12.1	14.6	
no	15.8	19.6	27.9	24.7	21.7	
yes	32.4	35.8	35.0	42.0	36.1	
YES!	38.8	29.4	19.2	21.2	27.6	
N of Valid	482	547	452	405	1886	
N of Miss	155	43	42	33	273	

Table 225: Do you share your thoughts and feelings with your father?

Response	6	8	10	12	Total	
NO!	19.9	26.5	27.4	23.2	24.3	
no	17.9	22.4	28.1	25.7	23.3	
yes	26.3	25.8	27.9	32.8	27.9	
YES!	35.9	25.3	16.6	18.3	24.4	
N of Valid	487	550	452	405	1894	
N of Miss	150	40	42	33	265	

Table 226: Do you enjoy spending time with your mother?

Response	6	8	10	12	Total	
NO!	4.1	7.4	8.4	5.2	6.3	
no	3.2	6.7	12.4	10.1	7.9	
yes	25.4	36.7	46.8	49.8	38.9	
YES!	67.3	49.2	32.4	34.9	46.9	
N of Valid	493	551	451	404	1899	
N of Miss	144	39	43	34	260	

Table 227: Do you enjoy spending time with your father?

Response	6	8	10	12	Total	
NO!	10.3	13.6	15.1	11.7	12.7	
no	4.6	9.0	12.5	12.9	9.6	
yes	21.6	30.9	41.9	47.4	34.7	
YES!	63.5	46.5	30.5	28.0	43.0	
N of Valid	477	544	449	403	1873	
N of Miss	160	46	45	35	286	

Table 228: If I had a personal problem, I could ask my mom or dad for help.

Response	6	8	10	12	Total	
NO!	6.6	10.9	11.5	9.4	9.6	
no	6.6	10.9	13.5	12.3	10.7	
yes	23.3	31.7	38.4	43.0	33.5	
YES!	63.6	46.4	36.6	35.3	46.1	
N of Valid	486	549	451	405	1891	
N of Miss	151	41	43	33	268	

Table 229: Do you feel very close to your father?

Response	6	8	10	12	Total	
NO!	12.3	17.8	17.4	16.9	16.1	
no	8.8	13.8	19.0	20.8	15.2	
yes	19.8	25.9	36.2	36.0	28.9	
YES!	59.2	42.6	27.5	26.3	39.7	
N of Valid	480	545	448	403	1876	
N of Miss	157	45	46	35	283	

Table 230: My parents give me lots of chances to do fun things with them.

Response	6	8	10	12	Total	
NO!	6.6	9.7	10.2	11.9	9.5	
no	11.0	15.5	23.1	23.8	17.9	
yes	28.0	35.0	38.8	43.8	36.0	
YES!	54.5	39.8	27.9	20.5	36.6	
N of Valid	483	548	451	404	1886	
N of Miss	154	42	43	34	273	

Table 231: My parents ask if I've gotten my homework done.

Response	6	8	10	12	Total	
NO!	3.3	5.9	8.6	10.7	6.9	
no	3.3	5.7	11.1	23.1	10.1	
yes	19.0	31.6	38.6	36.7	31.2	
YES!	74.3	56.9	41.7	29.5	51.8	
N of Valid	479	545	451	403	1878	
N of Miss	158	45	43	35	281	

Table 232: People in my family have serious arguments.

Response	6	8	10	12	Total	
NO!	40.4	23.4	20.9	22.3	26.9	
no	34.9	41.4	46.3	44.3	41.6	
yes	13.0	20.8	23.4	25.2	20.4	
YES!	11.7	14.5	9.4	8.2	11.2	
N of Valid	470	539	449	404	1862	
N of Miss	167	51	45	34	297	

Table 233: Would your parents know if you did not come home on time?

Response	6	8	10	12	Total	
NO!	3.8	5.5	6.4	5.7	5.3	
no	5.0	10.9	14.6	16.1	11.4	
yes	22.2	33.6	32.4	43.7	32.6	
YES!	69.0	50.0	46.6	34.5	50.7	
N of Valid	478	542	451	403	1874	
N of Miss	159	48	43	35	285	

Table 234: It is important to be honest with your parents, even if they become upset or you get punished.

Response	6	8	10	12	Total	
NO!	3.4	6.6	6.9	7.4	6.0	
no	2.7	8.1	13.3	14.6	9.4	
yes	17.3	36.3	39.6	47.4	34.7	
YES!	76.6	49.1	40.2	30.5	49.9	
N of Valid	474	546	450	403	1873	
N of Miss	163	44	44	35	286	

Table 235: My parents notice when I am doing a good job and let me know about it.


Response	6	8	10	12	Total	
Never or Almost Never	5.3	10.9	10.4	9.9	9.1	
Sometimes	14.4	23.6	30.0	25.9	23.3	
Often	24.8	28.8	30.9	36.9	30.1	
All the time	55.4	36.7	28.7	27.3	37.4	
N of Valid	471	542	453	406	1872	
N of Miss	166	48	41	32	287	

Table 236: How often do your parents tell you they're proud of you for something you've done?


Response	6	8	10	12	Total	
Never or Almost Never	4.9	10.0	11.3	9.9	9.0	
Sometimes	14.1	22.1	26.0	24.2	21.5	
Often	26.4	28.6	33.1	39.0	31.4	
All the time	54.6	39.2	29.6	26.9	38.1	
N of Valid	469	538	453	405	1865	
N of Miss	168	52	41	33	294	

Table 237: How many brothers and sisters, including stepbrothers and stepsisters, do you have that are younger than you?

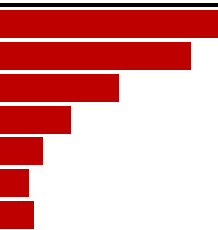
Response	6	8	10	12	Total	
0	35.7	29.3	33.8	37.9	33.9	
1	26.9	31.4	29.2	28.3	29.1	
2	16.7	18.6	16.7	17.0	17.3	
3	9.4	9.5	10.1	8.4	9.4	
4	5.1	4.5	5.3	4.2	4.8	
5	3.4	3.0	1.3	1.5	2.4	
6 or more	2.8	3.9	3.5	2.7	3.3	
N of Valid	468	539	455	406	1868	
N of Miss	169	51	39	32	291	

Table 238: How many brothers and sisters, including stepbrothers and stepsisters, do you have that are older than you?








Response	6	8	10	12	Total	
0	30.4	33.2	32.0	33.7	32.3	
1	31.1	27.2	25.4	27.3	27.8	
2	15.7	19.6	18.9	22.4	19.1	
3	9.6	9.4	13.4	7.6	10.0	
4	5.7	4.0	4.2	3.9	4.5	
5	3.4	2.4	1.8	1.5	2.3	
6 or more	4.0	4.2	4.4	3.4	4.0	
N of Valid	470	545	456	406	1877	
N of Miss	167	45	38	32	282	

Table 239: Have you changed homes in the past year (the last 12 months)?



Response	6	8	10	12	Total	
No	71.7	72.8	72.7	78.2	73.7	
Yes	28.3	27.2	27.3	21.8	26.3	
N of Valid	460	544	454	404	1862	
N of Miss	177	46	40	34	297	

Table 240: How many times have you changed homes since kindergarten?






Response	6	8	10	12	Total	
Never	32.6	30.7	25.7	27.5	29.2	
1 or 2 times	31.5	29.6	33.2	32.0	31.5	
3 or 4 times	16.3	19.0	18.9	21.3	18.8	
5 or 6 times	8.6	9.1	11.6	8.4	9.5	
7 or more times	11.0	11.7	10.5	10.7	11.0	
N of Valid	454	538	455	403	1850	
N of Miss	183	52	39	35	309	

Table 241: Have you changed schools (including changing from elementary to middle and middle to high school) in the past year?



Response	6	8	10	12	Total	
No	41.8	49.4	43.3	81.1	53.0	
Yes	58.2	50.6	56.7	18.9	47.0	
N of Valid	452	534	455	403	1844	
N of Miss	185	56	39	35	315	

Table 242: How many times have you changed schools since kindergarten (including changing from elementary to middle and middle to high school)?






Response	6	8	10	12	Total	
Never	26.4	23.1	19.8	23.8	23.3	
1 or 2 times	42.8	28.0	19.8	17.9	27.4	
3 or 4 times	17.2	31.5	37.0	34.7	30.0	
5 or 6 times	7.0	9.2	12.8	14.1	10.6	
7 or more times	6.6	8.3	10.6	9.4	8.7	
N of Valid	458	533	454	403	1848	
N of Miss	179	57	40	35	311	

Table 243: Has anyone in your family ever had severe alcohol or drug problems?



Response	6	8	10	12	Total	
No	75.7	66.1	58.3	57.1	64.5	
Yes	24.3	33.9	41.7	42.9	35.5	
N of Valid	445	531	453	403	1832	
N of Miss	192	59	41	35	327	

Table 244: About how many adults (over 21) have you known personally who in the past year have: used marijuana, crack, cocaine, or other drugs?






Response	6	8	10	12	Total	
0	78.8	68.3	53.4	43.6	61.8	
1	12.2	12.1	19.3	17.8	15.2	
2	4.0	7.3	8.4	12.1	7.8	
3-4	1.5	3.9	8.4	12.4	6.3	
5+	3.5	8.4	10.5	14.1	9.0	
N of Valid	452	537	455	404	1848	
N of Miss	185	53	39	34	311	

Table 245: About how many adults (over 21) have you known personally who in the past year have: sold or dealt drugs?






Response	6	8	10	12	Total	
0	87.8	79.3	68.8	62.9	75.2	
1	7.5	8.4	14.7	14.2	11.0	
2	1.8	5.2	5.1	9.2	5.2	
3-4	1.5	2.6	4.8	5.7	3.6	
5+	1.3	4.5	6.6	8.0	5.0	
N of Valid	452	536	455	402	1845	
N of Miss	185	54	39	36	314	

Table 246: About how many adults (over 21) have you known personally who in the past year have: done other things that could get them in trouble with the police, like stealing, selling stolen goods, mugging or assaulting others, etc.?






Response	6	8	10	12	Total	
0	83.7	75.8	63.0	63.5	71.9	
1	10.9	11.9	15.9	13.8	13.0	
2	2.0	4.5	8.1	9.3	5.8	
3-4	0.7	2.0	5.1	5.0	3.1	
5+	2.7	5.8	7.9	8.5	6.1	
N of Valid	449	538	454	400	1841	
N of Miss	188	52	40	38	318	

Table 247: About how many adults (over 21) have you known personally who in the past year have: gotten drunk or high?










Response	6	8	10	12	Total	
0	62.1	48.7	31.1	23.8	42.2	
1	20.5	17.3	21.1	16.3	18.8	
2	7.4	9.7	9.9	14.2	10.2	
3-4	3.8	7.2	11.7	11.8	8.5	
5+	6.3	17.1	26.2	34.0	20.4	
N of Valid	448	538	454	400	1840	
N of Miss	189	52	40	38	319	

Table 248: How honest were you in filling out this survey?

Response	6	8	10	12	Total	
I was very honest	87.6	83.2	79.6	78.6	82.4	
I was honest pretty much of the time	11.5	14.7	15.7	16.7	14.6	
I was honest some of the time	0.4	1.3	3.1	3.9	2.1	
I was honest once in a while	0.4	0.7	1.6	0.7	0.9	
I was not honest at all	0.0	0.0	0.0	0.0	0.0	
N of Valid	453	537	451	406	1847	
N of Miss	184	53	43	32	312	