

2008 APNA

Arkansas Prevention Needs Assessment Student Survey



Pulaski County Frequency Distribution Report

Office of Alcohol and Drug Abuse Prevention
Division of Behavioral Health Services
Arkansas Department of Human Services
March 2009

Contents

1 INTRODUCTION

12

2 PERCENTAGE TABLES

17

List of Tables

1	Sex	18
2	Age	18
3	Are you Hispanic or Latino?	18
4	What is your race? Black or African American	19
5	What is your race? Asian	19
6	What is your race? American Indian	19
7	What is your race? Alaska Native	19
8	What is your race? White	20
9	What is your race? Native Hawaiian or Other Pacific Islander	20
10	What is your race? Other	20
11	What is the highest level of schooling completed by your mother or father?	21
12	Think of where you live most of the time. Which of the following people live there with you? Mother	21
13	Think of where you live most of the time. Which of the following people live there with you? Stepmother	21
14	Think of where you live most of the time. Which of the following people live there with you? Foster Mother	22
15	Think of where you live most of the time. Which of the following people live there with you? Grandmother	22
16	Think of where you live most of the time. Which of the following people live there with you? Aunt	22
17	Think of where you live most of the time. Which of the following people live there with you? Father	22

18	Think of where you live most of the time. Which of the following people live there with you? Stepfather	23
19	Think of where you live most of the time. Which of the following people live there with you? Foster Father	23
20	Think of where you live most of the time. Which of the following people live there with you? Grandfather	23
21	Think of where you live most of the time. Which of the following people live there with you? Uncle	23
22	Think of where you live most of the time. Which of the following people live there with you? Other Adults	24
23	Think of where you live most of the time. Which of the following people live there with you? Brother(s)	24
24	Think of where you live most of the time. Which of the following people live there with you? Stepbrother(s)	24
25	Think of where you live most of the time. Which of the following people live there with you? Sister(s)	24
26	Think of where you live most of the time. Which of the following people live there with you? Stepsister(s)	25
27	Think of where you live most of the time. Which of the following people live there with you? Other Children	25
28	In my school, students have lots of chances to help decide things like class activities and rules.	25
29	Teachers ask me to work on special classroom projects.	26
30	My teacher(s) notices when I am doing a good job and lets me know about it.	26
31	There are lots of chances for students in my school to get involved in sports, clubs, and other school activities outside of class. . . .	26
32	There are lots of chances for students in my school to talk with a teacher one-on-one.	27

33	I feel safe at my school.	27
34	The school lets my parents know when I have done something well. . . .	27
35	My teachers praise me when I work hard in school.	28
36	Are your school grades better than the grades of most students in your class?	28
37	I have lots of chances to be part of class discussions or activities. . . .	28
38	Now thinking back over the past year in school, how often did you: enjoy being in school?	29
39	Now thinking back over the past year in school, how often did you: hate being in school?	29
40	Now thinking back over the past year in school, how often did you: try to do your best work in school?	29
41	How often do you feel that the school work you are assigned is meaningful and important?	30
42	Putting them all together, what were your grades like last year?	30
43	How important do you think the things you are learning in school are going to be for your later life?	30
44	How interesting are most of your courses to you?	31
45	During the LAST FOUR WEEKS how many whole days of school have you missed because you skipped or 'cut'?	31
46	Think of your four best friends (the friends you feel closest to). In the past year (12 months), how many of your best friends have: participated in clubs, organizations or activities at school?	31
47	Think of your four best friends (the friends you feel closest to). In the past year (12 months), how many of your best friends have: smoked cigarettes?	32

48	Think of your four best friends (the friends you feel closest to). In the past year (12 months), how many of your best friends have: tried beer, wine or hard liquor (for example, vodka, whiskey, or gin) when their parents didn't know about it?	32
49	Think of your four best friends (the friends you feel closest to). In the past year (12 months), how many of your best friends have: made a commitment to stay drug-free?	32
50	Think of your four best friends (the friends you feel closest to). In the past year (12 months), how many of your best friends have: used marijuana?	33
51	Think of your four best friends (the friends you feel closest to). In the past year (12 months), how many of your best friends have: tried to do well in school?	33
52	Think of your four best friends (the friends you feel closest to). In the past year (12 months), how many of your best friends have: used LSD, cocaine, amphetamines, or other illegal drugs?	33
53	Think of your four best friends (the friends you feel closest to). In the past year (12 months), how many of your best friends have: been suspended from school?	34
54	Think of your four best friends (the friends you feel closest to). In the past year (12 months), how many of your best friends have: liked school?	34
55	Think of your four best friends (the friends you feel closest to). In the past year (12 months), how many of your best friends have: carried a handgun?	34
56	Think of your four best friends (the friends you feel closest to). In the past year (12 months), how many of your best friends have: sold illegal drugs?	35
57	Think of your four best friends (the friends you feel closest to). In the past year (12 months), how many of your best friends have: regularly attended religious services?	35

58	Think of your four best friends (the friends you feel closest to). In the past year (12 months), how many of your best friends have: stolen or tried to steal a motor vehicle such as a car or motorcycle?	35
59	Think of your four best friends (the friends you feel closest to). In the past year (12 months), how many of your best friends have: been arrested?	36
60	Think of your four best friends (the friends you feel closest to). In the past year (12 months), how many of your best friends have: dropped out of school?	36
61	Think of your four best friends (the friends you feel closest to). In the past year (12 months), how many of your best friends have: been members of a gang?	36
62	What are the chances you would be seen as cool if you: smoked cigarettes?	37
63	What are the chances you would be seen as cool if you: worked hard at school?	37
64	What are the chances you would be seen as cool if you: began drinking alcoholic beverages regularly, that is, at least once or twice a month?	37
65	What are the chances you would be seen as cool if you: defended someone who was being verbally abused at school?	38
66	What are the chances you would be seen as cool if you: smoked marijuana?	38
67	What are the chances you would be seen as cool if you: carried a handgun?	38
68	What are the chances you would be seen as cool if you: regularly volunteered to do community service?	39
69	How old were you when you first: smoked marijuana?	39
70	How old were you when you first: smoked a cigarette, even just a puff?	40

71	How old were you when you first: had more than a sip or two of beer, wine or hard liquor (for example, vodka, whiskey, or gin)?	40
72	How old were you when you first: began drinking alcoholic beverages regularly, that is, at least once or twice a month?	41
73	How old were you when you first: used phenoxydine (pox, px, breeze)?	41
74	How old were you when you first: got suspended from school?	42
75	How old were you when you first: got arrested?	42
76	How old were you when you first: carried a handgun?	43
77	How old were you when you first: attacked someone with the idea of seriously hurting them?	43
78	How old were you when you first: belonged to a gang?	44
79	How wrong do you think it is for someone your age to: take a handgun to school?	44
80	How wrong do you think it is for someone your age to: steal anything worth more than \$5?	44
81	How wrong do you think it is for someone your age to: pick a fight with someone?	45
82	How wrong do you think it is for someone your age to: attack someone with the idea of seriously hurting them?	45
83	How wrong do you think it is for someone your age to: stay away from school all day when their parents think they are at school?	45
84	How wrong do you think it is for someone your age to: drink beer, wine or hard liquor (for example, vodka, whiskey, or gin) regularly?	46
85	How wrong do you think it is for someone your age to: smoke cigarettes?	46

86	How wrong do you think it is for someone your age to: smoke marijuana?	46
87	How wrong do you think it is for someone your age to: use LSD, cocaine, amphetamines or another illegal drug?	47
88	At school during the past 12 months, did you receive help from the resource teacher, speech therapist or other special education teacher?	47
89	How many times have you done the following things? done what feels good no matter what.	47
90	How many times have you done the following things? done something dangerous because someone dared you to do it.	48
91	How many times have you done the following things? done crazy things even if they are a little dangerous.	48
92	How many times in the past year (12 months) have you: been suspended from school?	49
93	How many times in the past year (12 months) have you: carried a handgun?	49
94	How many times in the past year (12 months) have you: sold illegal drugs?	50
95	How many times in the past year (12 months) have you: stolen or tried to steal a motor vehicle such as a car or motorcycle?	50
96	How many times in the past year (12 months) have you: participated in clubs, organizations or activities at school?	51
97	How many times in the past year (12 months) have you: been arrested?	51
98	How many times in the past year (12 months) have you: done extra work on your own for school?	52
99	How many times in the past year (12 months) have you: attacked someone with the idea of seriously hurting them?	52

100	How many times in the past year (12 months) have you: been drunk or high at school?	53
101	How many times in the past year (12 months) have you: volunteered to do community service?	53
102	How many times in the past year (12 months) have you: taken a handgun to school?	54
103	Are you currently on probation, or assigned a probation officer with Juvenile Court?	54
104	Have you ever belonged to a gang?	54
105	If you have ever belonged to a gang, did that gang have a name?	55
106	You're looking at CD's in a music store with a friend. You look up and see her slip a CD under her coat. She smiles and says 'Which one do you want? Go ahead, take it while nobody's around.' There is nobody in sight, no employees and no other customers. What would you do now?	55
107	You are visiting another part of town, and you don't know any of the people your age there. You are walking down the street, and some teenager you don't know is walking toward you. He is about your size, and as he is about to pass you, he deliberately bumps into you and you almost lose your balance. What would you say or do?	55
108	You are at a party at someone's house, and one of your friends offers you a drink containing alcohol. What would you say or do?	56
109	It's 8:00 on a weeknight and you are about to go over to a friend's home when your mother asks you where you are going. You say 'Oh, just going to go hang out with some friends.' She says, 'No, you'll just get into trouble if you go out. Stay home tonight.' What would you do now?	56
110	How often do you attend religious services or activities?	56
111	I do the opposite of what people tell me, just to get them mad.	57
112	I like to see how much I can get away with.	57

113	I ignore rules that get in my way.	57
114	I think sometimes it's okay to cheat at school.	58
115	It is important to think before you act.	58
116	Sometimes I think that life is not worth it.	58
117	At times I think I am no good at all.	59
118	All in all, I am inclined to think that I am a failure.	59
119	In the past year, have you felt depressed or sad MOST days, even if you felt okay sometimes?	59
120	It is all right to beat up people if they start the fight.	60
121	I think it is okay to take something without asking if you can get away with it.	60
122	Sometimes we don't know what we will do as adults, but we may have an idea. Please answer how true these statements may be for you. WHEN I AM AN ADULT I WILL: smoke cigarettes.	60
123	Sometimes we don't know what we will do as adults, but we may have an idea. Please answer how true these statements may be for you. WHEN I AM AN ADULT I WILL: drink beer, wine, or liquor.	61
124	Sometimes we don't know what we will do as adults, but we may have an idea. Please answer how true these statements may be for you. WHEN I AM AN ADULT I WILL: smoke marijuana.	61
125	Sometimes we don't know what we will do as adults, but we may have an idea. Please answer how true these statements may be for you. WHEN I AM AN ADULT I WILL: use LSD, cocaine, amphetamines or another illegal drug.	61
126	How much do you think people risk harming themselves (physically or in other ways) if they: smoked one or more packs of cigarettes per day?	62

127	How much do you think people risk harming themselves (physically or in other ways) if they: try marijuana once or twice?	62
128	How much do you think people risk harming themselves (physically or in other ways) if they: smoke marijuana regularly?	62
129	How much do you think people risk harming themselves (physically or in other ways) if they: take one or two drinks of an alcoholic beverage (beer, wine, liquor) nearly every day?	63
130	How much do you think people risk harming themselves (physically or in other ways) if they: have five or more drinks once or twice each weekend?	63
131	On how many occasions have you had alcoholic beverages (beer, wine or hard liquor) to drink in your lifetime - more than just a few sips?	63
132	On how many occasions have you had beer, wine or hard liquor to drink during the past 30 days?	64
133	On how many occasions have you used marijuana (grass, pot) or hashish (hash, hash oil) in your lifetime?	64
134	On how many occasions have you used marijuana (grass, pot) or hashish (hash, hash oil) during the past 30 days?	65
135	On how many occasions have you used LSD or other psychedelics in your lifetime?	65
136	On how many occasions have you used LSD or other psychedelics during the past 30 days?	66
137	On how many occasions have you used cocaine or crack in your lifetime?	66
138	On how many occasions have you used cocaine or crack during the past 30 days?	67
139	On how many occasions have you sniffed glue, breathed the contents of an aerosol spray can, or inhaled other gases or sprays, in order to get high in your lifetime?	67

140	On how many occasions have you sniffed glue, breathed the contents of an aerosol spray can, or inhaled other gases or sprays, in order to get high during the past 30 days?	68
141	On how many occasions have you used phenoxydine (pox, px, breeze) in your lifetime?	68
142	On how many occasions have you used phenoxydine (pox, px, breeze) during the past 30 days?	69
143	On how many occasions have you used sedatives (tranquilizers, such as Valium or Xanax, barbiturates, or sleeping pills) without a doctor telling you to take them, in your lifetime?	69
144	On how many occasions have you used sedatives (tranquilizers, such as Valium or Xanax, barbiturates, or sleeping pills) without a doctor telling you to take them, during the past 30 days?	70
145	On how many occasions have you used Methamphetamines (meth, speed, crank, crystal meth) in your lifetime?	70
146	On how many occasions have you used Methamphetamines (meth, speed, crank, crystal meth) in the past 30 days?	71
147	On how many occasions have you used stimulants, other than Methamphetamines (such as amphetamines, Ritalin or Dexedrine) without a doctor telling you to take them, in your lifetime?	71
148	On how many occasions have you used stimulants, other than Methamphetamines (such as amphetamines, Ritalin or Dexedrine) without a doctor telling you to take them, during the past 30 days?	72
149	On how many occasions have you used heroin or other opiates in your lifetime?	72
150	On how many occasions have you used heroin or other opiates during the past 30 days?	73
151	On how many occasions have you used MDMA ('X', 'E', or ecstasy) in your lifetime?	73

152	On how many occasions have you used MDMA ('X', 'E', or ecstasy) during the past 30 days?	74
153	On how many occasions have you taken prescription drugs (such as Valium, Xanax, Ritalin, Adderall, OxyContin, Darvocet, or sleeping pills) on your own-that is, without a doctor telling you to take them in your lifetime?	74
154	On how many occasions have you taken prescription drugs (such as Valium, Xanax, Ritalin, Adderall, OxyContin, Darvocet, or sleeping pills) on your own-that is, without a doctor telling you to take them during the past 30 days?	75
155	On how many occasions have you taken non-prescription medicines such as diet pills (for example, Dietac, Dexatrim or Prolamine), stay-awake pills (for example No-Doz, Vivarin, or Wake), or cough or cold medicines (robos, DXM, etc.) to get high in your lifetime?	75
156	On how many occasions have you taken non-prescription medicines such as diet pills (for example, Dietac, Dexatrim or Prolamine), stay-awake pills (for example No-Doz, Vivarin, or Wake), or cough or cold medicines (robos, DXM, etc.) to get high during the past 30 days?	76
157	On how many occasions have you been drunk or very high from drinking alcoholic beverages during the past 30 days?	76
158	Think back over the last two weeks. How many times have you had five or more alcoholic drinks in a row?	77
159	Have you ever used smokeless tobacco (chew, snuff, plug, dipping tobacco, or chewing tobacco)?	77
160	How often have you taken smokeless tobacco during the past 30 days?	77
161	Have you ever smoked cigarettes?	78
162	How frequently have you smoked cigarettes during the past 30 days?	78

163	During the last month, about how many marijuana cigarettes, or the equivalent, did you smoke a day, on the average?	79
164	If you drank alcohol (not just a sip or taste) in the past year, how did you usually get it?	79
165	If you drank alcohol (not just a sip or taste) in the past year, where did you usually drink it?	80
166	If you smoked cigarettes (not just a puff or drag) in the past year, how did you usually get them?	81
167	If you smoked cigarettes (not just a puff or drag) in the past year, where did you usually smoke them?	82
168	During the past 30 days, how many times did you ride in a car or other vehicle driven by someone who had been drinking alcohol?	82
169	During the past 30 days, how many times did you drive a car or other vehicle when you had been drinking alcohol?	83
170	How wrong would most adults (over 21) in your neighborhood think it is for kids your age: to use marijuana?	83
171	How wrong would most adults (over 21) in your neighborhood think it is for kids your age: to drink alcohol?	83
172	How wrong would most adults (over 21) in your neighborhood think it is for kids your age: to smoke cigarettes?	84
173	How much do each of the following statements describe your neighborhood? crime and/or drug selling	84
174	How much do each of the following statements describe your neighborhood? fights	84
175	How much do each of the following statements describe your neighborhood? lots of empty or abandoned buildings	85
176	How much do each of the following statements describe your neighborhood? lots of graffiti	85
177	If I had to move, I would miss the neighborhood I now live in.	85

178	My neighbors notice when I am doing a good job and let me know about it.	86
179	I like my neighborhood.	86
180	There are lots of adults in my neighborhood I could talk to about something important.	86
181	I'd like to get out of my neighborhood.	87
182	There are people in my neighborhood who are proud of me when I do something well.	87
183	There are people in my neighborhood who encourage me to do my best.	87
184	I feel safe in my neighborhood.	88
185	Which of the following activities for people your age are available in your community? sports teams?	88
186	Which of the following activities for people your age are available in your community? scouting?	88
187	Which of the following activities for people your age are available in your community? boys and girls clubs?	89
188	Which of the following activities for people your age are available in your community? 4-H clubs?	89
189	Which of the following activities for people your age are available in your community? service clubs?	89
190	If a kid smoked marijuana in your neighborhood would he or she be caught by the police?	90
191	If a kid drank some beer, wine or hard liquor (for example, vodka, whiskey, or gin) in your neighborhood would he or she be caught by the police?	90
192	If a kid carried a handgun in your neighborhood would he or she be caught by the police?	90

193	If you wanted to get some cigarettes, how easy would it be for you to get some?	91
194	If you wanted to get some beer, wine or hard liquor (for example, vodka, whiskey, or gin), how easy would it be for you to get some?	91
195	If you wanted to get a drug like cocaine, LSD, or amphetamines, how easy would it be for you to get some?	91
196	If you wanted to get a handgun, how easy would it be for you to get one?	92
197	If you wanted to get some marijuana, how easy would it be for you to get some?	92
198	During the past 12 months, have you participated in any alcohol prevention programs or seen any alcohol prevention messages in your school or community? Yes, a school-based program focused on preventing underage drinking and/or drinking and driving.	92
199	During the past 12 months, have you participated in any alcohol prevention programs or seen any alcohol prevention messages in your school or community? Yes, a community-based program focused on preventing underage drinking and/or drinking and driving (for example, through your church or temple or through youth groups like Boys and Girls Club or 4-H).	93
200	During the past 12 months, have you participated in any alcohol prevention programs or seen any alcohol prevention messages in your school or community? Yes, a media campaign addressing underage drinking and/or drinking and driving (for example, newspaper ads, posters, pamphlets, radio, TV).	93
201	During the past 12 months, have you participated in any alcohol prevention programs or seen any alcohol prevention messages in your school or community? No	93
202	How wrong do your parents feel it would be for YOU to: drink beer, wine or hard liquor (for example, vodka, whiskey or gin) regularly?	94
203	How wrong do your parents feel it would be for YOU to: smoke cigarettes?	94

204	How wrong do your parents feel it would be for YOU to: smoke marijuana?	94
205	How wrong do your parents feel it would be for YOU to: steal something worth more than \$5?	95
206	How wrong do your parents feel it would be for YOU to: draw graffiti, write things, or draw pictures on buildings or other property (without the owner's permission)?	95
207	How wrong do your parents feel it would be for YOU to: pick a fight with someone?	95
208	During the past 12 months, have you talked with at least one of your parents about the dangers of underage drinking and/or drinking and driving? By parents, we mean either your biological parents, adoptive parents, stepparents, or adult guardians - whether or not they live with you.	96
209	Have any of your brothers or sisters ever: drunk beer, wine or hard liquor (for example, vodka, whiskey or gin)?	96
210	Have any of your brothers or sisters ever: smoked marijuana?	96
211	Have any of your brothers or sisters ever: smoked cigarettes?	97
212	Have any of your brothers or sisters ever: taken a handgun to school?	97
213	Have any of your brothers or sisters ever: been suspended or expelled from school?	97
214	The rules in my family are clear.	98
215	People in my family often insult or yell at each other.	98
216	When I am not at home, one of my parents knows where I am and who I am with.	98
217	We argue about the same things in my family over and over.	99

218	If you drank some beer or wine or liquor (for example, vodka, whiskey, or gin) without your parents' permission, would you be caught by your parents?	99
219	My family has clear rules about alcohol and drug use.	99
220	If you carried a handgun without your parents' permission, would you be caught by your parents?	100
221	If you skipped school would you be caught by your parents?	100
222	Do you feel very close to your mother?	100
223	Do you share your thoughts and feelings with your mother?	101
224	My parents ask me what I think before most family decisions affecting me are made.	101
225	Do you share your thoughts and feelings with your father?	101
226	Do you enjoy spending time with your mother?	102
227	Do you enjoy spending time with your father?	102
228	If I had a personal problem, I could ask my mom or dad for help.	102
229	Do you feel very close to your father?	103
230	My parents give me lots of chances to do fun things with them.	103
231	My parents ask if I've gotten my homework done.	103
232	People in my family have serious arguments.	104
233	Would your parents know if you did not come home on time?	104
234	It is important to be honest with your parents, even if they become upset or you get punished.	104
235	My parents notice when I am doing a good job and let me know about it.	105

236	How often do your parents tell you they're proud of you for something you've done?	105
237	How many brothers and sisters, including stepbrothers and step-sisters, do you have that are younger than you?	105
238	How many brothers and sisters, including stepbrothers and step-sisters, do you have that are older than you?	106
239	Have you changed homes in the past year (the last 12 months)?	106
240	How many times have you changed homes since kindergarten? .	106
241	Have you changed schools (including changing from elementary to middle and middle to high school) in the past year?	107
242	How many times have you changed schools since kindergarten (including changing from elementary to middle and middle to high school)?	107
243	Has anyone in your family ever had severe alcohol or drug problems?	107
244	About how many adults (over 21) have you known personally who in the past year have: used marijuana, crack, cocaine, or other drugs?	108
245	About how many adults (over 21) have you known personally who in the past year have: sold or dealt drugs?	108
246	About how many adults (over 21) have you known personally who in the past year have: done other things that could get them in trouble with the police, like stealing, selling stolen goods, mugging or assaulting others, etc.?	108
247	About how many adults (over 21) have you known personally who in the past year have: gotten drunk or high?	109
248	How honest were you in filling out this survey?	109

List of Figures

1	Grade Chart	13
2	Gender Chart	14
3	Age Chart	15
4	Ethnic Origin Chart	16

1 INTRODUCTION

This report was generated from data collected on the *2008 Arkansas Prevention Needs Assessment Student Survey*. This report contains basic frequency tables of all data collected and graphs on the selected demographic variables of grade, gender, age and ethnic origin. The graph on ethnic origin is represented as a bar chart rather than as a pie chart. This is because students were allowed to mark more than one response for ethnic origin as opposed to being allowed to mark only one response. The bars represent the percent of students who marked each of the ethnic categories.

Questions regarding the information found in this report can be directed to:

Pride Surveys

160 Vanderbilt Court
Bowling Green, KY 42103
1-800-279-6361
www.pridesurveys.com

Grade Chart

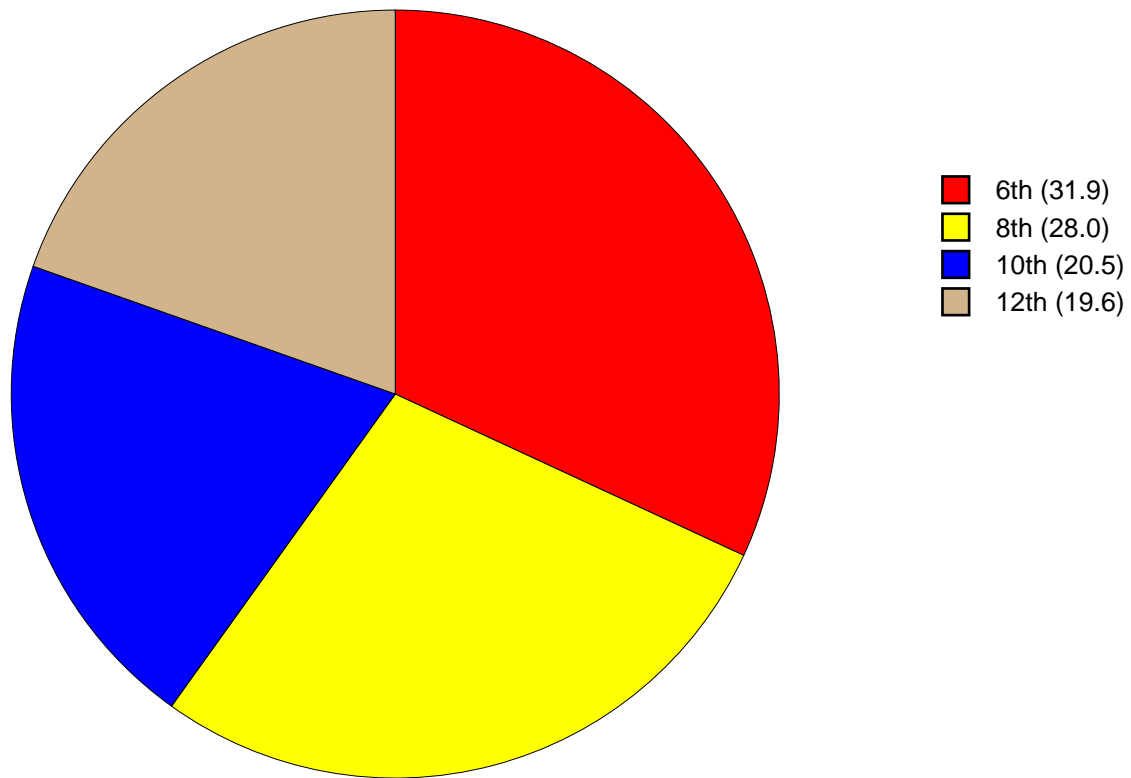


Figure 1: Grade Chart

Gender Chart

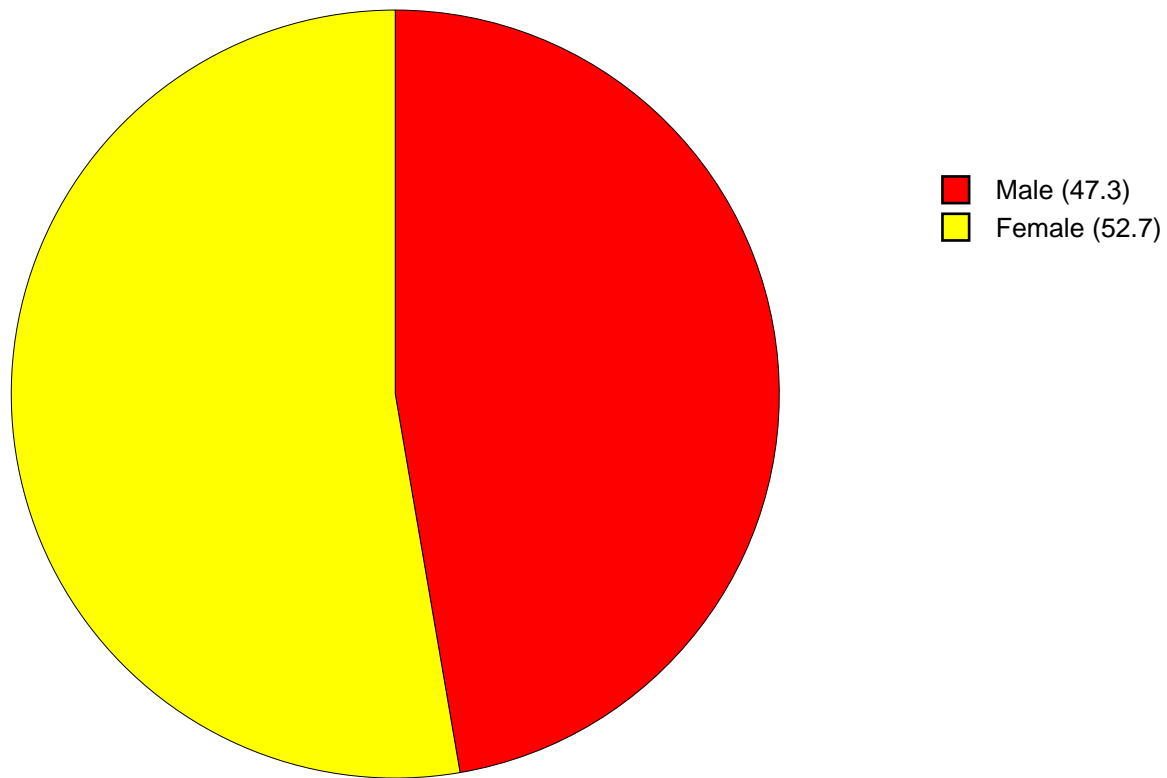


Figure 2: Gender Chart

Age Chart

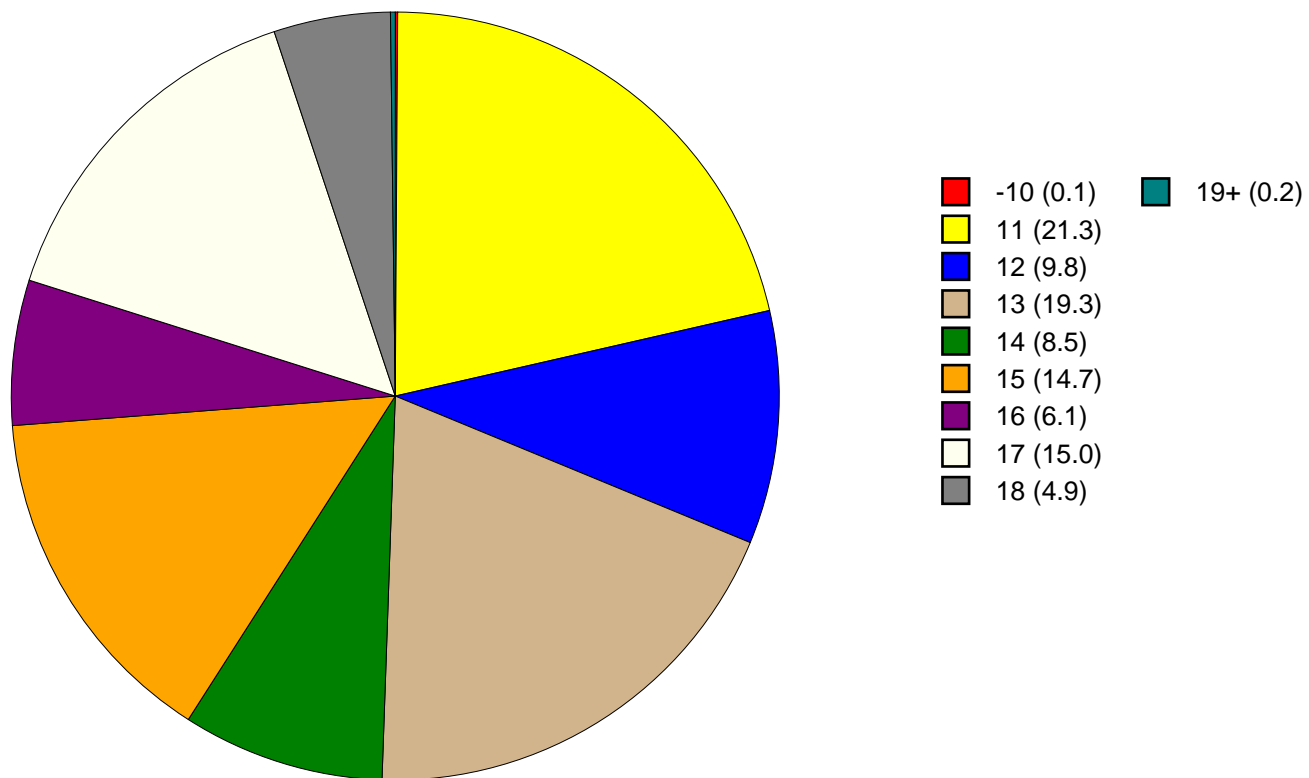


Figure 3: Age Chart

Ethnic Origin Chart

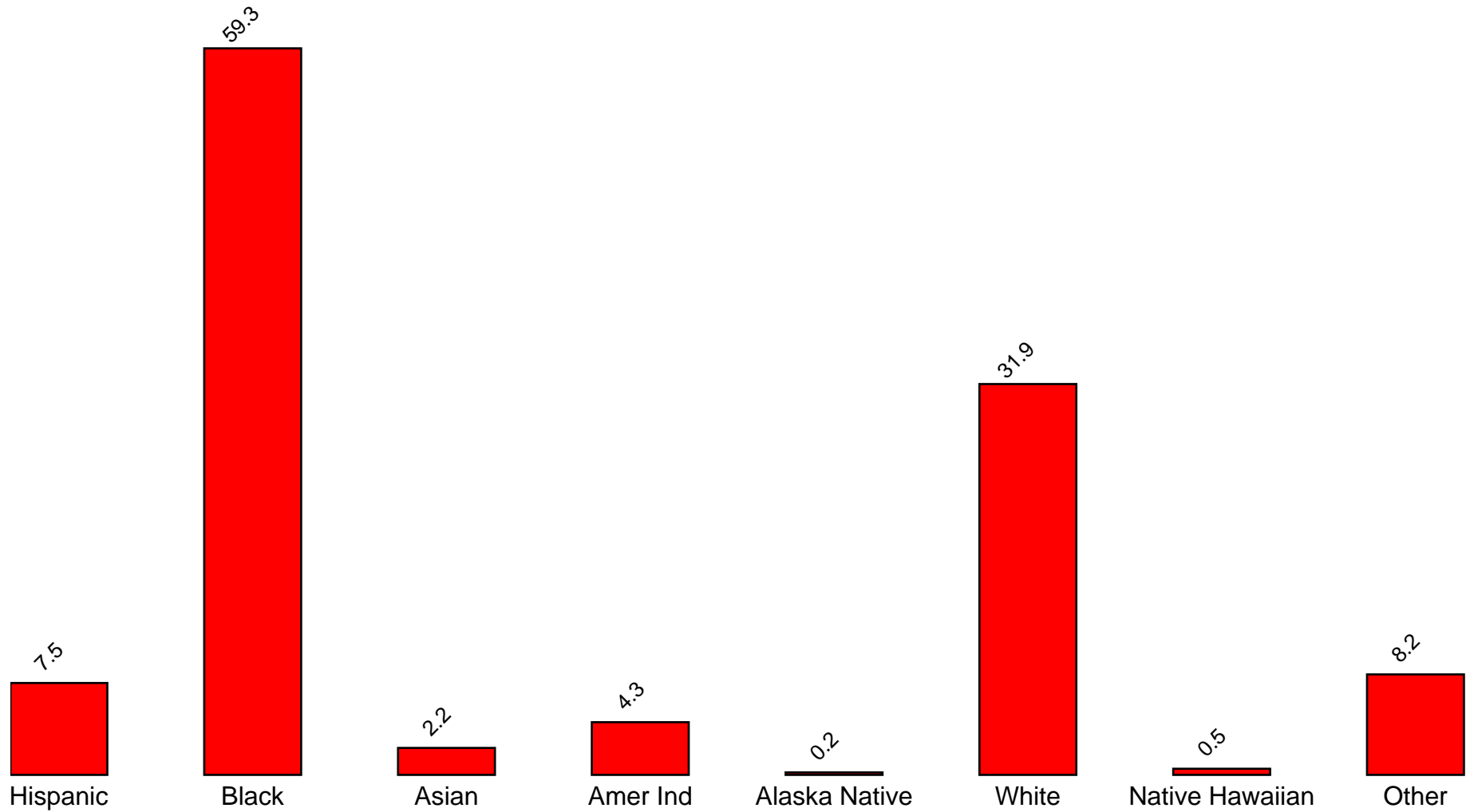


Figure 4: Ethnic Origin Chart

2 PERCENTAGE TABLES

The following tables contain frequency distribution detailing how your students responded to each question on the survey. The tables appear in the same order as the questions on the survey. The tables include breakdowns by grade level as well as overall percentages. The *N of Valid* row is a frequency count of the number of valid responses to each question for each grade and overall. The *N of Miss* row is a frequency count of the number of invalid (marked more than one response) or missing (i.e. did not respond) responses to each question for each grade and overall.

For the questions that allowed more than one response (i.e. race, live with, etc.) each response becomes a separate table. If a student did not mark the response, that was counted as a NO response, and if they did mark the response, that was counted as a YES response. Since a non response is a valid response for these questions, the *N of Miss* will always be zero for these questions.

Table 1: Sex

Response	6	8	10	12	Total	
Male	49.3	48.6	43.9	45.5	47.3	
Female	50.7	51.4	56.1	54.5	52.7	
N of Valid	2356	2072	1516	1460	7404	
N of Miss	53	39	27	20	139	

Table 2: Age

Response	6	8	10	12	Total	
10 or younger	0.5	0.0	0.0	0.0	0.1	
11	66.6	0.0	0.0	0.0	21.3	
12	30.4	0.5	0.0	0.0	9.8	
13	2.5	66.1	0.0	0.0	19.3	
14	0.1	29.8	0.8	0.0	8.5	
15	0.0	3.4	67.0	0.0	14.7	
16	0.0	0.2	28.7	0.8	6.1	
17	0.0	0.0	3.2	73.3	15.0	
18	0.0	0.0	0.3	24.7	4.9	
19 or older	0.0	0.0	0.0	1.2	0.2	
N of Valid	2400	2103	1538	1475	7516	
N of Miss	9	8	5	5	27	

Table 3: Are you Hispanic or Latino?

Response	6	8	10	12	Total	
No	92.5	91.5	93.0	93.5	92.5	
Yes	7.5	8.5	7.0	6.5	7.5	
N of Valid	2262	2028	1492	1429	7211	
N of Miss	147	83	51	51	332	

Table 4: What is your race? Black or African American



Response	6	8	10	12	Total	
No	39.7	39.4	41.8	43.0	40.7	
Yes	60.3	60.6	58.2	57.0	59.3	
N of Valid	2409	2111	1543	1480	7543	
N of Miss	0	0	0	0	0	

Table 5: What is your race? Asian



Response	6	8	10	12	Total	
No	98.2	98.6	97.5	96.4	97.8	
Yes	1.8	1.4	2.5	3.6	2.2	
N of Valid	2409	2111	1543	1480	7543	
N of Miss	0	0	0	0	0	

Table 6: What is your race? American Indian



Response	6	8	10	12	Total	
No	93.6	97.1	96.1	96.6	95.7	
Yes	6.4	2.9	3.9	3.4	4.3	
N of Valid	2409	2111	1543	1480	7543	
N of Miss	0	0	0	0	0	

Table 7: What is your race? Alaska Native



Response	6	8	10	12	Total	
No	99.8	99.8	99.9	99.7	99.8	
Yes	0.2	0.2	0.1	0.3	0.2	
N of Valid	2409	2111	1543	1480	7543	
N of Miss	0	0	0	0	0	

Table 8: What is your race? White



Response	6	8	10	12	Total	
No	69.0	70.2	66.6	65.4	68.1	
Yes	31.0	29.8	33.4	34.6	31.9	
N of Valid	2409	2111	1543	1480	7543	
N of Miss	0	0	0	0	0	

Table 9: What is your race? Native Hawaiian or Other Pacific Islander



Response	6	8	10	12	Total	
No	99.5	99.5	99.4	99.7	99.5	
Yes	0.5	0.5	0.6	0.3	0.5	
N of Valid	2409	2111	1543	1480	7543	
N of Miss	0	0	0	0	0	

Table 10: What is your race? Other



Response	6	8	10	12	Total	
No	91.9	91.1	91.0	93.7	91.8	
Yes	8.1	8.9	9.0	6.3	8.2	
N of Valid	2409	2111	1543	1480	7543	
N of Miss	0	0	0	0	0	

Table 11: What is the highest level of schooling completed by your mother or father?


Response	6	8	10	12	Total	
Completed grade school or less	3.0	2.6	0.8	1.2	2.1	
Some high school	3.7	6.5	9.9	12.5	7.5	
Completed high school	12.8	14.3	14.2	19.3	14.8	
Some college	13.7	16.5	19.2	22.0	17.3	
Completed college	22.6	23.9	25.1	24.4	23.8	
Graduate or professional school after college	11.2	11.1	16.6	13.2	12.7	
Don't know	32.2	23.4	12.8	6.1	20.6	
Does not apply	0.7	1.8	1.4	1.3	1.3	
N of Valid	2313	2055	1518	1456	7342	
N of Miss	96	56	25	24	201	

Table 12: Think of where you live most of the time. Which of the following people live there with you? Mother


Response	6	8	10	12	Total	
No	10.7	14.3	14.9	15.7	13.5	
Yes	89.3	85.7	85.1	84.3	86.5	
N of Valid	2409	2111	1543	1480	7543	
N of Miss	0	0	0	0	0	

Table 13: Think of where you live most of the time. Which of the following people live there with you? Stepmother


Response	6	8	10	12	Total	
No	96.5	95.0	95.6	94.7	95.5	
Yes	3.5	5.0	4.4	5.3	4.5	
N of Valid	2409	2111	1543	1480	7543	
N of Miss	0	0	0	0	0	

Table 14: Think of where you live most of the time. Which of the following people live there with you? Foster Mother



Response	6	8	10	12	Total	
No	99.4	99.5	99.4	99.5	99.4	
Yes	0.6	0.5	0.6	0.5	0.6	
N of Valid	2409	2111	1543	1480	7543	
N of Miss	0	0	0	0	0	

Table 15: Think of where you live most of the time. Which of the following people live there with you? Grandmother



Response	6	8	10	12	Total	
No	88.4	88.3	90.6	90.8	89.3	
Yes	11.6	11.7	9.4	9.2	10.7	
N of Valid	2409	2111	1543	1480	7543	
N of Miss	0	0	0	0	0	

Table 16: Think of where you live most of the time. Which of the following people live there with you? Aunt



Response	6	8	10	12	Total	
No	94.3	95.1	95.2	96.1	95.1	
Yes	5.7	4.9	4.8	3.9	4.9	
N of Valid	2409	2111	1543	1480	7543	
N of Miss	0	0	0	0	0	

Table 17: Think of where you live most of the time. Which of the following people live there with you? Father



Response	6	8	10	12	Total	
No	52.6	56.5	57.5	53.1	54.8	
Yes	47.4	43.5	42.5	46.9	45.2	
N of Valid	2409	2111	1543	1480	7543	
N of Miss	0	0	0	0	0	

Table 18: Think of where you live most of the time. Which of the following people live there with you? Stepfather



Response	6	8	10	12	Total	
No	84.3	84.4	84.8	87.0	85.0	
Yes	15.7	15.6	15.2	13.0	15.0	
N of Valid	2409	2111	1543	1480	7543	
N of Miss	0	0	0	0	0	

Table 19: Think of where you live most of the time. Which of the following people live there with you? Foster Father



Response	6	8	10	12	Total	
No	99.8	99.7	99.7	99.8	99.7	
Yes	0.2	0.3	0.3	0.2	0.3	
N of Valid	2409	2111	1543	1480	7543	
N of Miss	0	0	0	0	0	

Table 20: Think of where you live most of the time. Which of the following people live there with you? Grandfather



Response	6	8	10	12	Total	
No	94.2	94.9	95.7	95.4	94.9	
Yes	5.8	5.1	4.3	4.6	5.1	
N of Valid	2409	2111	1543	1480	7543	
N of Miss	0	0	0	0	0	

Table 21: Think of where you live most of the time. Which of the following people live there with you? Uncle



Response	6	8	10	12	Total	
No	94.6	95.5	95.8	97.1	95.6	
Yes	5.4	4.5	4.2	2.9	4.4	
N of Valid	2409	2111	1543	1480	7543	
N of Miss	0	0	0	0	0	

Table 22: Think of where you live most of the time. Which of the following people live there with you? Other Adults



Response	6	8	10	12	Total	
No	97.6	97.6	97.3	97.6	97.5	
Yes	2.4	2.4	2.7	2.4	2.5	
N of Valid	2409	2111	1543	1480	7543	
N of Miss	0	0	0	0	0	

Table 23: Think of where you live most of the time. Which of the following people live there with you? Brother(s)



Response	6	8	10	12	Total	
No	54.8	55.3	57.6	62.7	57.1	
Yes	45.2	44.7	42.4	37.3	42.9	
N of Valid	2409	2111	1543	1480	7543	
N of Miss	0	0	0	0	0	

Table 24: Think of where you live most of the time. Which of the following people live there with you? Stepbrother(s)



Response	6	8	10	12	Total	
No	96.1	96.4	96.9	97.8	96.7	
Yes	3.9	3.6	3.1	2.2	3.3	
N of Valid	2409	2111	1543	1480	7543	
N of Miss	0	0	0	0	0	

Table 25: Think of where you live most of the time. Which of the following people live there with you? Sister(s)



Response	6	8	10	12	Total	
No	56.4	57.3	59.7	62.4	58.5	
Yes	43.6	42.7	40.3	37.6	41.5	
N of Valid	2409	2111	1543	1480	7543	
N of Miss	0	0	0	0	0	

Table 26: Think of where you live most of the time. Which of the following people live there with you? Stepsister(s)



Response	6	8	10	12	Total	
No	96.6	97.1	97.2	98.3	97.2	
Yes	3.4	2.9	2.8	1.7	2.8	
N of Valid	2409	2111	1543	1480	7543	
N of Miss	0	0	0	0	0	

Table 27: Think of where you live most of the time. Which of the following people live there with you? Other Children



Response	6	8	10	12	Total	
No	95.4	95.0	94.4	93.4	94.7	
Yes	4.6	5.0	5.6	6.6	5.3	
N of Valid	2409	2111	1543	1480	7543	
N of Miss	0	0	0	0	0	

Table 28: In my school, students have lots of chances to help decide things like class activities and rules.





Response	6	8	10	12	Total	
NO!	22.3	20.9	19.2	25.2	21.8	
no	33.5	36.0	37.7	37.7	35.9	
yes	35.0	36.0	35.6	30.4	34.5	
YES!	9.1	7.0	7.5	6.7	7.7	
N of Valid	2358	2075	1526	1461	7420	
N of Miss	51	36	17	19	123	

Table 29: Teachers ask me to work on special classroom projects.


Response	6	8	10	12	Total	
NO!	13.6	11.1	9.7	10.7	11.5	
no	30.8	34.1	41.6	36.4	35.0	
yes	37.8	42.0	40.9	43.0	40.6	
YES!	17.8	12.8	7.7	9.9	12.8	
N of Valid	2372	2080	1530	1460	7442	
N of Miss	37	31	13	20	101	

Table 30: My teacher(s) notices when I am doing a good job and lets me know about it.


Response	6	8	10	12	Total	
NO!	6.1	7.5	6.3	6.5	6.6	
no	11.9	16.7	18.7	20.6	16.3	
yes	45.0	46.4	53.0	50.8	48.2	
YES!	37.1	29.3	22.0	22.2	28.9	
N of Valid	2370	2082	1526	1457	7435	
N of Miss	39	29	17	23	108	

Table 31: There are lots of chances for students in my school to get involved in sports, clubs, and other school activities outside of class.


Response	6	8	10	12	Total	
NO!	5.9	2.9	1.9	1.8	3.4	
no	10.6	7.5	5.2	5.8	7.7	
yes	35.6	38.0	35.6	37.8	36.7	
YES!	47.9	51.7	57.2	54.6	52.2	
N of Valid	2364	2089	1529	1459	7441	
N of Miss	45	22	14	21	102	

Table 32: There are lots of chances for students in my school to talk with a teacher one-on-one.

Response	6	8	10	12	Total	
NO!	6.9	6.8	6.3	6.6	6.7	
no	16.1	21.4	23.7	22.9	20.5	
yes	43.9	46.1	49.3	49.2	46.7	
YES!	33.1	25.7	20.7	21.3	26.2	
N of Valid	2357	2074	1517	1457	7405	
N of Miss	52	37	26	23	138	

Table 33: I feel safe at my school.

Response	6	8	10	12	Total	
NO!	13.4	15.2	15.4	14.0	14.4	
no	16.7	20.5	22.6	22.9	20.2	
yes	41.7	47.5	51.4	50.1	47.0	
YES!	28.2	16.8	10.6	13.0	18.4	
N of Valid	2352	2072	1515	1452	7391	
N of Miss	57	39	28	28	152	

Table 34: The school lets my parents know when I have done something well.

Response	6	8	10	12	Total	
NO!	17.2	22.7	25.0	30.9	23.0	
no	31.3	38.3	44.7	44.4	38.6	
yes	31.6	26.9	23.9	19.6	26.3	
YES!	19.9	12.0	6.4	5.0	12.0	
N of Valid	2352	2075	1516	1448	7391	
N of Miss	57	36	27	32	152	

Table 35: My teachers praise me when I work hard in school.





Response	6	8	10	12	Total	
NO!	17.2	18.1	14.1	15.8	16.5	
no	27.9	33.8	38.0	35.5	33.1	
yes	36.9	35.8	38.1	39.8	37.4	
YES!	18.1	12.2	9.7	9.0	12.9	
N of Valid	2338	2065	1521	1447	7371	
N of Miss	71	46	22	33	172	

Table 36: Are your school grades better than the grades of most students in your class?





Response	6	8	10	12	Total	
NO!	8.6	6.7	6.5	4.6	6.8	
no	27.2	28.4	30.9	25.9	28.0	
yes	43.5	45.5	45.1	50.6	45.8	
YES!	20.7	19.3	17.5	18.9	19.3	
N of Valid	2326	2064	1518	1452	7360	
N of Miss	83	47	25	28	183	

Table 37: I have lots of chances to be part of class discussions or activities.





Response	6	8	10	12	Total	
NO!	6.6	4.3	2.4	3.2	4.4	
no	13.6	14.4	12.4	13.2	13.5	
yes	46.7	52.8	58.7	58.6	53.2	
YES!	33.2	28.6	26.5	24.9	28.9	
N of Valid	2343	2062	1512	1448	7365	
N of Miss	66	49	31	32	178	

Table 38: Now thinking back over the past year in school, how often did you: enjoy being in school?






Response	6	8	10	12	Total	
Never	7.5	5.9	5.6	5.8	6.3	
Seldom	5.9	9.2	10.6	15.0	9.6	
Sometimes	41.4	44.2	43.0	42.4	42.7	
Often	21.5	25.3	28.7	25.7	24.9	
Almost always	23.6	15.4	12.1	11.1	16.5	
N of Valid	2343	2074	1525	1456	7398	
N of Miss	66	37	18	24	145	

Table 39: Now thinking back over the past year in school, how often did you: hate being in school?






Response	6	8	10	12	Total	
Never	22.2	11.1	8.2	7.2	13.2	
Seldom	19.3	25.4	25.2	22.2	22.8	
Sometimes	35.7	38.9	40.1	38.8	38.1	
Often	13.1	16.1	18.2	22.6	16.9	
Almost always	9.8	8.6	8.3	9.3	9.1	
N of Valid	2325	2069	1524	1452	7370	
N of Miss	84	42	19	28	173	

Table 40: Now thinking back over the past year in school, how often did you: try to do your best work in school?






Response	6	8	10	12	Total	
Never	0.6	0.6	1.4	0.8	0.8	
Seldom	0.9	1.8	2.9	2.3	1.8	
Sometimes	7.5	11.3	16.0	18.0	12.4	
Often	19.3	29.5	35.5	35.3	28.7	
Almost always	71.7	56.8	44.2	43.6	56.3	
N of Valid	2337	2061	1513	1452	7363	
N of Miss	72	50	30	28	180	

Table 41: How often do you feel that the school work you are assigned is meaningful and important?






Response	6	8	10	12	Total	
Never	4.9	4.9	5.1	7.1	5.4	
Seldom	9.5	13.3	19.1	21.8	14.9	
Sometimes	25.2	34.3	36.5	38.5	32.7	
Often	30.5	28.1	27.1	22.4	27.5	
Almost always	30.0	19.5	12.2	10.2	19.5	
N of Valid	2327	2061	1520	1446	7354	
N of Miss	82	50	23	34	189	

Table 42: Putting them all together, what were your grades like last year?






Response	6	8	10	12	Total	
Mostly F's	1.8	2.4	1.8	0.6	1.7	
Mostly D's	3.3	5.3	5.7	4.3	4.6	
Mostly C's	14.9	27.3	30.4	34.0	25.5	
Mostly B's	36.8	41.4	38.1	41.1	39.2	
Mostly A's	43.3	23.6	23.9	20.1	29.0	
N of Valid	2201	2002	1484	1429	7116	
N of Miss	208	109	59	51	427	

Table 43: How important do you think the things you are learning in school are going to be for your later life?






Response	6	8	10	12	Total	
Very important	63.3	45.5	29.2	20.5	42.9	
Quite important	20.7	27.2	26.1	24.3	24.4	
Fairly important	11.4	18.8	29.0	33.8	21.5	
Slightly important	3.5	7.4	12.8	17.5	9.2	
Not at all important	1.1	1.2	2.9	3.9	2.0	
N of Valid	2354	2073	1519	1449	7395	
N of Miss	55	38	24	31	148	

Table 44: How interesting are most of your courses to you?






Response	6	8	10	12	Total	
Very interesting and stimulating	23.1	14.7	8.0	10.7	15.2	
Quite interesting	34.4	28.8	26.0	23.7	29.0	
Fairly interesting	26.6	34.1	41.3	38.1	34.0	
Slightly dull	10.2	16.0	18.1	19.4	15.3	
Very dull	5.6	6.3	6.7	8.1	6.5	
N of Valid	2321	2066	1517	1452	7356	
N of Miss	88	45	26	28	187	

Table 45: During the LAST FOUR WEEKS how many whole days of school have you missed because you skipped or 'cut'?








Response	6	8	10	12	Total	
None	83.7	80.6	71.0	58.4	75.2	
1	5.7	6.3	9.1	12.2	7.9	
2	3.6	4.1	6.2	7.3	5.0	
3	2.9	3.9	5.1	8.5	4.8	
4-5	2.7	2.7	4.9	7.7	4.2	
6-10	0.6	0.9	1.9	3.5	1.5	
11 or more	0.8	1.4	1.7	2.3	1.4	
N of Valid	2265	2041	1516	1443	7265	
N of Miss	144	70	27	37	278	

Table 46: Think of your four best friends (the friends you feel closest to). In the past year (12 months), how many of your best friends have: participated in clubs, organizations or activities at school?






Response	6	8	10	12	Total	
0	17.6	12.7	11.8	10.2	13.6	
1	12.7	10.4	11.7	11.3	11.6	
2	18.0	17.8	21.4	21.2	19.3	
3	16.0	17.9	18.3	17.0	17.2	
4	35.8	41.2	36.8	40.2	38.4	
N of Valid	2300	2049	1511	1454	7314	
N of Miss	109	62	32	26	229	

Table 47: Think of your four best friends (the friends you feel closest to). In the past year (12 months), how many of your best friends have: smoked cigarettes?






Response	6	8	10	12	Total	
0	90.6	72.4	59.6	52.4	71.5	
1	5.3	12.8	15.0	15.4	11.4	
2	2.0	6.6	10.6	10.8	6.8	
3	1.0	2.9	5.2	8.9	4.0	
4	1.1	5.2	9.6	12.5	6.3	
N of Valid	2297	2042	1515	1449	7303	
N of Miss	112	69	28	31	240	

Table 48: Think of your four best friends (the friends you feel closest to). In the past year (12 months), how many of your best friends have: tried beer, wine or hard liquor (for example, vodka, whiskey, or gin) when their parents didn't know about it?






Response	6	8	10	12	Total	
0	83.0	57.4	35.1	25.9	54.6	
1	8.9	14.2	16.6	13.7	12.9	
2	3.5	10.2	13.5	15.8	9.9	
3	1.3	6.2	9.7	12.6	6.7	
4	3.3	12.0	25.0	32.0	15.9	
N of Valid	2297	2044	1515	1447	7303	
N of Miss	112	67	28	33	240	

Table 49: Think of your four best friends (the friends you feel closest to). In the past year (12 months), how many of your best friends have: made a commitment to stay drug-free?






Response	6	8	10	12	Total	
0	11.3	21.4	27.3	30.8	21.3	
1	5.8	9.7	14.0	17.9	11.0	
2	5.6	9.1	13.9	13.0	9.8	
3	7.1	12.2	12.1	10.7	10.3	
4	70.2	47.5	32.7	27.6	47.6	
N of Valid	2292	2042	1507	1444	7285	
N of Miss	117	69	36	36	258	

Table 50: Think of your four best friends (the friends you feel closest to). In the past year (12 months), how many of your best friends have: used marijuana?






Response	6	8	10	12	Total	
0	93.7	72.8	52.9	40.9	68.9	
1	3.0	10.4	14.8	17.0	10.3	
2	1.3	5.0	10.0	11.6	6.2	
3	0.7	3.6	7.6	10.7	4.9	
4	1.3	8.2	14.8	19.7	9.7	
N of Valid	2272	2041	1506	1444	7263	
N of Miss	137	70	37	36	280	

Table 51: Think of your four best friends (the friends you feel closest to). In the past year (12 months), how many of your best friends have: tried to do well in school?






Response	6	8	10	12	Total	
0	3.0	3.4	3.7	2.9	3.2	
1	3.2	4.8	5.5	5.0	4.5	
2	7.3	9.3	11.4	12.8	9.8	
3	16.8	17.1	19.7	21.2	18.4	
4	69.6	65.3	59.7	58.1	64.1	
N of Valid	2301	2047	1503	1442	7293	
N of Miss	108	64	40	38	250	

Table 52: Think of your four best friends (the friends you feel closest to). In the past year (12 months), how many of your best friends have: used LSD, cocaine, amphetamines, or other illegal drugs?






Response	6	8	10	12	Total	
0	95.8	88.9	86.2	82.0	89.1	
1	2.1	5.8	6.4	8.9	5.4	
2	0.9	2.2	3.6	3.1	2.3	
3	0.5	1.3	1.5	2.8	1.4	
4	0.7	1.9	2.3	3.3	1.9	
N of Valid	2286	2041	1510	1446	7283	
N of Miss	123	70	33	34	260	

Table 53: Think of your four best friends (the friends you feel closest to). In the past year (12 months), how many of your best friends have: been suspended from school?






Response	6	8	10	12	Total	
0	42.6	33.6	43.8	52.6	42.3	
1	22.6	19.8	20.3	17.8	20.4	
2	15.3	17.4	14.5	13.4	15.3	
3	6.7	9.4	7.9	7.2	7.8	
4	12.7	19.8	13.5	8.9	14.1	
N of Valid	2298	2046	1511	1446	7301	
N of Miss	111	65	32	34	242	

Table 54: Think of your four best friends (the friends you feel closest to). In the past year (12 months), how many of your best friends have: liked school?






Response	6	8	10	12	Total	
0	18.5	23.0	22.7	24.5	21.8	
1	12.9	13.0	12.2	13.1	12.8	
2	18.0	19.8	26.5	23.7	21.4	
3	19.3	17.9	16.9	16.0	17.8	
4	31.3	26.3	21.7	22.7	26.2	
N of Valid	2292	2039	1509	1441	7281	
N of Miss	117	72	34	39	262	

Table 55: Think of your four best friends (the friends you feel closest to). In the past year (12 months), how many of your best friends have: carried a handgun?






Response	6	8	10	12	Total	
0	92.7	87.1	85.1	82.2	87.5	
1	3.8	5.5	7.0	8.4	5.9	
2	1.3	2.6	3.1	4.0	2.6	
3	1.1	1.5	1.3	2.4	1.5	
4	1.1	3.2	3.4	3.1	2.6	
N of Valid	2291	2037	1513	1440	7281	
N of Miss	118	74	30	40	262	

Table 56: Think of your four best friends (the friends you feel closest to). In the past year (12 months), how many of your best friends have: sold illegal drugs?






Response	6	8	10	12	Total	
0	96.5	86.6	76.9	71.4	84.7	
1	2.0	6.4	10.0	12.8	7.0	
2	0.6	2.8	5.5	7.1	3.5	
3	0.2	1.5	2.3	3.3	1.6	
4	0.6	2.7	5.3	5.5	3.1	
N of Valid	2271	2029	1506	1442	7248	
N of Miss	138	82	37	38	295	

Table 57: Think of your four best friends (the friends you feel closest to). In the past year (12 months), how many of your best friends have: regularly attended religious services?






Response	6	8	10	12	Total	
0	35.6	24.1	17.8	18.9	25.3	
1	9.9	12.5	14.6	17.7	13.2	
2	12.0	17.8	20.5	23.4	17.7	
3	13.1	16.4	20.0	17.7	16.4	
4	29.3	29.2	27.0	22.3	27.4	
N of Valid	2203	2016	1502	1437	7158	
N of Miss	206	95	41	43	385	

Table 58: Think of your four best friends (the friends you feel closest to). In the past year (12 months), how many of your best friends have: stolen or tried to steal a motor vehicle such as a car or motorcycle?






Response	6	8	10	12	Total	
0	95.0	90.3	87.3	89.8	91.1	
1	3.1	4.7	5.8	5.6	4.6	
2	0.8	2.4	3.2	2.4	2.1	
3	0.4	0.9	1.7	1.0	0.9	
4	0.7	1.6	2.1	1.2	1.3	
N of Valid	2294	2044	1507	1444	7289	
N of Miss	115	67	36	36	254	

Table 59: Think of your four best friends (the friends you feel closest to). In the past year (12 months), how many of your best friends have: been arrested?

Response	6	8	10	12	Total	
0	90.3	77.9	72.5	72.7	79.7	
1	5.9	10.4	13.8	14.5	10.5	
2	2.0	5.4	6.6	6.5	4.8	
3	0.8	2.8	2.8	2.6	2.1	
4	1.0	3.4	4.3	3.7	2.9	
N of Valid	2288	2046	1505	1441	7280	
N of Miss	121	65	38	39	263	

Table 60: Think of your four best friends (the friends you feel closest to). In the past year (12 months), how many of your best friends have: dropped out of school?

Response	6	8	10	12	Total	
0	93.8	93.2	88.6	79.3	89.7	
1	4.0	4.2	6.9	13.4	6.5	
2	1.2	1.0	2.3	3.9	1.9	
3	0.4	0.6	1.0	1.8	0.9	
4	0.6	1.0	1.2	1.7	1.0	
N of Valid	2287	2045	1500	1441	7273	
N of Miss	122	66	43	39	270	

Table 61: Think of your four best friends (the friends you feel closest to). In the past year (12 months), how many of your best friends have: been members of a gang?

Response	6	8	10	12	Total	
0	78.4	61.1	65.9	69.4	69.2	
1	7.8	11.5	10.0	9.4	9.6	
2	4.8	7.3	7.3	6.2	6.3	
3	2.2	4.8	4.9	4.5	4.0	
4	6.8	15.3	11.8	10.4	10.9	
N of Valid	2292	2044	1504	1443	7283	
N of Miss	117	67	39	37	260	

Table 62: What are the chances you would be seen as cool if you: smoked cigarettes?






Response	6	8	10	12	Total	
No or very little chance	84.3	69.6	66.5	67.7	73.2	
Little chance	6.8	14.9	16.8	14.4	12.7	
Some chance	3.8	8.6	8.8	10.5	7.5	
Pretty good chance	2.4	4.2	4.8	4.1	3.8	
Very good chance	2.6	2.7	3.0	3.3	2.9	
N of Valid	2281	2030	1510	1440	7261	
N of Miss	128	81	33	40	282	

Table 63: What are the chances you would be seen as cool if you: worked hard at school?






Response	6	8	10	12	Total	
No or very little chance	9.5	10.4	10.0	9.9	9.9	
Little chance	7.7	13.1	12.7	11.3	10.9	
Some chance	13.4	19.7	23.8	26.2	19.8	
Pretty good chance	18.3	21.2	25.7	23.9	21.7	
Very good chance	51.2	35.7	27.8	28.7	37.5	
N of Valid	2289	2033	1509	1435	7266	
N of Miss	120	78	34	45	277	

Table 64: What are the chances you would be seen as cool if you: began drinking alcoholic beverages regularly, that is, at least once or twice a month?






Response	6	8	10	12	Total	
No or very little chance	81.9	60.8	47.7	43.1	61.3	
Little chance	8.0	16.4	18.1	16.8	14.2	
Some chance	4.1	10.8	16.4	20.5	11.8	
Pretty good chance	3.1	7.5	11.2	11.4	7.6	
Very good chance	2.8	4.5	6.6	8.2	5.2	
N of Valid	2287	2030	1504	1436	7257	
N of Miss	122	81	39	44	286	

Table 65: What are the chances you would be seen as cool if you: defended someone who was being verbally abused at school?






Response	6	8	10	12	Total	
No or very little chance	22.6	18.4	13.2	15.1	18.0	
Little chance	9.8	11.9	14.1	14.3	12.2	
Some chance	15.2	18.6	23.8	25.3	19.9	
Pretty good chance	18.2	21.4	25.6	23.4	21.7	
Very good chance	34.3	29.6	23.4	21.9	28.3	
N of Valid	2279	2033	1502	1433	7247	
N of Miss	130	78	41	47	296	

Table 66: What are the chances you would be seen as cool if you: smoked marijuana?






Response	6	8	10	12	Total	
No or very little chance	87.4	68.2	52.0	49.7	67.2	
Little chance	4.5	10.1	13.5	13.7	9.8	
Some chance	2.8	7.7	14.0	16.5	9.2	
Pretty good chance	2.2	6.0	10.5	8.8	6.3	
Very good chance	3.1	8.0	10.0	11.4	7.6	
N of Valid	2278	2028	1504	1434	7244	
N of Miss	131	83	39	46	299	

Table 67: What are the chances you would be seen as cool if you: carried a handgun?






Response	6	8	10	12	Total	
No or very little chance	84.9	72.1	70.4	71.5	75.7	
Little chance	5.6	8.8	10.4	11.1	8.6	
Some chance	3.8	7.0	8.6	7.6	6.4	
Pretty good chance	2.1	5.0	4.8	4.2	3.9	
Very good chance	3.6	7.1	5.8	5.5	5.4	
N of Valid	2280	2024	1503	1437	7244	
N of Miss	129	87	40	43	299	

Table 68: What are the chances you would be seen as cool if you: regularly volunteered to do community service?






Response	6	8	10	12	Total	
No or very little chance	31.1	35.3	29.2	25.6	30.8	
Little chance	14.0	18.1	20.2	19.9	17.6	
Some chance	16.9	18.5	23.3	23.9	20.1	
Pretty good chance	15.8	14.3	15.3	14.7	15.1	
Very good chance	22.2	13.8	12.0	15.9	16.5	
N of Valid	2271	2035	1509	1435	7250	
N of Miss	138	76	34	45	293	

Table 69: How old were you when you first: smoked marijuana?










Response	6	8	10	12	Total	
Never	97.7	86.1	70.3	57.8	81.1	
10 or younger	1.2	2.3	2.6	2.2	2.0	
11	0.7	2.7	2.6	1.7	1.8	
12	0.2	3.5	3.6	3.1	2.4	
13	0.0	4.3	5.2	5.2	3.3	
14	0.0	1.1	8.1	6.9	3.3	
15	0.0	0.1	6.7	7.1	2.8	
16	0.0	0.0	0.8	10.2	2.1	
17 or older	0.0	0.0	0.1	5.7	1.1	
N of Valid	2347	2069	1510	1430	7356	
N of Miss	62	42	33	50	187	

Table 70: How old were you when you first: smoked a cigarette, even just a puff?










Response	6	8	10	12	Total	
Never	88.7	74.0	64.2	56.2	73.2	
10 or younger	8.0	10.6	11.7	8.9	9.7	
11	2.7	5.6	4.9	2.7	4.0	
12	0.3	5.5	3.8	4.3	3.3	
13	0.1	3.2	5.4	6.2	3.2	
14	0.0	1.1	4.6	5.8	2.4	
15	0.0	0.0	4.7	5.0	1.9	
16	0.0	0.0	0.7	6.8	1.5	
17 or older	0.2	0.0	0.0	4.2	0.9	
N of Valid	2336	2059	1507	1433	7335	
N of Miss	73	52	36	47	208	

Table 71: How old were you when you first: had more than a sip or two of beer, wine or hard liquor (for example, vodka, whiskey, or gin)?










Response	6	8	10	12	Total	
Never	75.3	51.7	36.1	27.5	51.2	
10 or younger	16.6	15.4	13.5	11.1	14.6	
11	6.8	7.8	5.4	3.5	6.1	
12	1.0	10.6	6.4	5.2	5.6	
13	0.1	12.4	11.1	8.8	7.5	
14	0.0	2.0	12.5	10.2	5.1	
15	0.0	0.2	12.7	10.8	4.8	
16	0.0	0.0	1.7	13.9	3.1	
17 or older	0.2	0.0	0.5	9.0	1.9	
N of Valid	2328	2064	1507	1432	7331	
N of Miss	81	47	36	48	212	

Table 72: How old were you when you first: began drinking alcoholic beverages regularly, that is, at least once or twice a month?










Response	6	8	10	12	Total	
Never	96.4	88.4	77.5	67.4	84.6	
10 or younger	1.8	1.9	1.2	1.0	1.5	
11	1.5	2.1	1.2	0.6	1.4	
12	0.1	2.8	2.1	0.8	1.4	
13	0.0	4.2	2.8	2.0	2.1	
14	0.0	0.6	6.1	3.5	2.1	
15	0.0	0.0	7.3	6.1	2.7	
16	0.0	0.0	1.7	11.3	2.6	
17 or older	0.2	0.0	0.2	7.3	1.5	
N of Valid	2331	2059	1508	1432	7330	
N of Miss	78	52	35	48	213	

Table 73: How old were you when you first: used phenoxydine (pox, px, breeze)?


Response	6	8	10	12	Total	
Never	100.0	100.0	100.0	100.0	100.0	
10 or younger	0.0	0.0	0.0	0.0	0.0	
11	0.0	0.0	0.0	0.0	0.0	
12	0.0	0.0	0.0	0.0	0.0	
13	0.0	0.0	0.0	0.0	0.0	
14	0.0	0.0	0.0	0.0	0.0	
15	0.0	0.0	0.0	0.0	0.0	
16	0.0	0.0	0.0	0.0	0.0	
17 or older	0.0	0.0	0.0	0.0	0.0	
N of Valid	2283	2042	1497	1426	7248	
N of Miss	126	69	46	54	295	

Table 74: How old were you when you first: got suspended from school?










Response	6	8	10	12	Total	
Never	66.6	54.5	53.7	57.8	58.8	
10 or younger	22.3	16.3	15.9	11.4	17.2	
11	9.1	9.2	6.1	4.1	7.5	
12	1.6	8.9	6.1	4.7	5.2	
13	0.2	8.8	7.8	5.3	5.2	
14	0.1	2.1	5.3	5.3	2.7	
15	0.0	0.1	3.8	5.1	1.8	
16	0.0	0.0	1.3	4.7	1.2	
17 or older	0.1	0.0	0.0	1.6	0.4	
N of Valid	2320	2041	1498	1424	7283	
N of Miss	89	70	45	56	260	

Table 75: How old were you when you first: got arrested?










Response	6	8	10	12	Total	
Never	97.4	90.5	86.4	87.6	91.3	
10 or younger	1.2	1.4	0.7	0.4	1.0	
11	1.0	1.6	1.3	0.6	1.2	
12	0.4	1.9	1.5	1.3	1.2	
13	0.0	3.4	2.1	1.2	1.6	
14	0.0	1.2	3.7	1.9	1.5	
15	0.0	0.1	3.3	2.0	1.1	
16	0.0	0.0	1.1	2.5	0.7	
17 or older	0.0	0.0	0.0	2.7	0.5	
N of Valid	2314	2055	1502	1421	7292	
N of Miss	95	56	41	59	251	

Table 76: How old were you when you first: carried a handgun?










Response	6	8	10	12	Total	
Never	95.6	91.8	90.9	89.6	92.4	
10 or younger	2.1	2.0	1.0	1.0	1.6	
11	1.7	1.5	0.8	0.4	1.2	
12	0.4	1.6	0.7	1.1	1.0	
13	0.0	2.1	1.9	0.8	1.2	
14	0.0	0.8	1.9	1.3	0.9	
15	0.0	0.2	1.7	1.7	0.7	
16	0.0	0.0	0.9	2.3	0.6	
17 or older	0.1	0.0	0.1	1.9	0.4	
N of Valid	2300	2053	1492	1418	7263	
N of Miss	109	58	51	62	280	

Table 77: How old were you when you first: attacked someone with the idea of seriously hurting them?










Response	6	8	10	12	Total	
Never	79.3	71.2	68.6	71.8	73.4	
10 or younger	11.6	10.0	7.6	6.7	9.4	
11	7.3	4.8	3.7	2.2	4.9	
12	1.6	5.4	3.1	2.8	3.2	
13	0.1	6.3	5.5	3.5	3.6	
14	0.0	2.0	6.9	3.3	2.6	
15	0.0	0.2	3.7	3.9	1.6	
16	0.0	0.0	0.9	3.1	0.8	
17 or older	0.0	0.0	0.1	2.7	0.6	
N of Valid	2324	2055	1502	1425	7306	
N of Miss	85	56	41	55	237	

Table 78: How old were you when you first: belonged to a gang?










Response	6	8	10	12	Total	
Never	93.7	86.4	87.0	88.4	89.3	
10 or younger	2.8	3.3	3.3	2.8	3.1	
11	2.7	2.1	1.1	1.0	1.9	
12	0.6	2.5	1.9	1.1	1.5	
13	0.1	3.9	2.0	1.5	1.8	
14	0.0	1.5	1.9	1.5	1.1	
15	0.0	0.2	2.4	1.8	0.9	
16	0.0	0.0	0.4	1.1	0.3	
17 or older	0.0	0.0	0.1	0.6	0.2	
N of Valid	2325	2049	1506	1426	7306	
N of Miss	84	62	37	54	237	

Table 79: How wrong do you think it is for someone your age to: take a handgun to school?





Response	6	8	10	12	Total	
Very wrong	90.1	85.0	84.5	88.5	87.2	
Wrong	7.3	11.2	10.7	7.5	9.1	
A little bit wrong	1.8	3.1	3.7	2.8	2.8	
Not wrong at all	0.8	0.7	1.1	1.3	0.9	
N of Valid	2351	2072	1510	1429	7362	
N of Miss	58	39	33	51	181	

Table 80: How wrong do you think it is for someone your age to: steal anything worth more than \$5?





Response	6	8	10	12	Total	
Very wrong	63.3	52.3	50.0	56.4	56.1	
Wrong	27.2	32.5	33.2	31.0	30.7	
A little bit wrong	7.3	12.2	13.1	9.9	10.4	
Not wrong at all	2.2	3.0	3.8	2.7	2.8	
N of Valid	2341	2067	1501	1429	7338	
N of Miss	68	44	42	51	205	

Table 81: How wrong do you think it is for someone your age to: pick a fight with someone?





Response	6	8	10	12	Total	
Very wrong	54.4	40.7	44.1	49.9	47.5	
Wrong	28.1	32.7	33.8	32.8	31.5	
A little bit wrong	13.6	20.1	18.0	14.5	16.5	
Not wrong at all	3.9	6.5	4.1	2.9	4.5	
N of Valid	2329	2057	1500	1422	7308	
N of Miss	80	54	43	58	235	

Table 82: How wrong do you think it is for someone your age to: attack someone with the idea of seriously hurting them?





Response	6	8	10	12	Total	
Very wrong	77.4	63.6	59.4	63.1	67.0	
Wrong	13.5	20.1	23.1	22.8	19.1	
A little bit wrong	5.6	11.9	12.7	10.8	9.9	
Not wrong at all	3.5	4.5	4.8	3.2	4.0	
N of Valid	2330	2067	1506	1427	7330	
N of Miss	79	44	37	53	213	

Table 83: How wrong do you think it is for someone your age to: stay away from school all day when their parents think they are at school?





Response	6	8	10	12	Total	
Very wrong	80.9	61.9	46.0	40.0	60.4	
Wrong	13.8	24.2	29.1	29.0	22.8	
A little bit wrong	3.9	10.5	20.0	25.0	13.1	
Not wrong at all	1.5	3.4	4.9	6.0	3.6	
N of Valid	2335	2068	1506	1423	7332	
N of Miss	74	43	37	57	211	

Table 84: How wrong do you think it is for someone your age to: drink beer, wine or hard liquor (for example, vodka, whiskey, or gin) regularly?





Response	6	8	10	12	Total	
Very wrong	84.2	63.6	47.1	41.0	62.4	
Wrong	9.0	19.5	22.8	22.8	17.5	
A little bit wrong	4.8	10.7	21.2	24.4	13.6	
Not wrong at all	2.0	6.3	8.8	11.8	6.5	
N of Valid	2332	2066	1506	1423	7327	
N of Miss	77	45	37	57	216	

Table 85: How wrong do you think it is for someone your age to: smoke cigarettes?





Response	6	8	10	12	Total	
Very wrong	86.6	73.2	60.5	52.8	70.9	
Wrong	9.2	16.0	22.0	21.5	16.1	
A little bit wrong	3.0	6.7	12.0	14.2	8.1	
Not wrong at all	1.2	4.1	5.5	11.5	4.9	
N of Valid	2339	2062	1506	1424	7331	
N of Miss	70	49	37	56	212	

Table 86: How wrong do you think it is for someone your age to: smoke marijuana?





Response	6	8	10	12	Total	
Very wrong	93.7	76.0	57.4	49.3	72.6	
Wrong	3.9	12.1	17.7	20.5	12.3	
A little bit wrong	1.3	6.2	14.4	15.8	8.2	
Not wrong at all	1.2	5.7	10.5	14.4	6.9	
N of Valid	2332	2061	1503	1424	7320	
N of Miss	77	50	40	56	223	

Table 87: How wrong do you think it is for someone your age to: use LSD, cocaine, amphetamines or another illegal drug?





Response	6	8	10	12	Total	
Very wrong	96.8	92.1	89.1	88.6	92.3	
Wrong	2.1	5.5	6.9	7.2	5.0	
A little bit wrong	0.3	1.4	2.3	2.7	1.5	
Not wrong at all	0.9	1.1	1.7	1.5	1.2	
N of Valid	2327	2066	1502	1424	7319	
N of Miss	82	45	41	56	224	

Table 88: At school during the past 12 months, did you receive help from the resource teacher, speech therapist or other special education teacher?



Response	6	8	10	12	Total	
No	77.5	84.6	92.3	92.5	85.6	
Yes	22.5	15.4	7.7	7.5	14.4	
N of Valid	1964	1771	1353	1281	6369	
N of Miss	445	340	190	199	1174	

Table 89: How many times have you done the following things? done what feels good no matter what.







Response	6	8	10	12	Total	
Never	38.9	27.9	23.2	18.9	28.7	
I've done it, but not in the past year	18.9	16.8	13.9	11.4	15.8	
Less than once a month	6.2	10.0	12.1	13.1	9.8	
About once a month	4.9	7.3	10.9	12.1	8.2	
2 or 3 times a month	8.6	11.4	13.2	15.8	11.8	
Once a week or more	22.5	26.6	26.7	28.7	25.7	
N of Valid	2291	2034	1489	1409	7223	
N of Miss	118	77	54	71	320	

Table 90: How many times have you done the following things? done something dangerous because someone dared you to do it.







Response	6	8	10	12	Total	
Never	72.9	57.2	53.3	54.4	60.9	
I've done it, but not in the past year	16.7	22.2	25.0	23.9	21.4	
Less than once a month	3.7	8.1	8.9	9.7	7.2	
About once a month	2.0	4.4	6.2	6.2	4.4	
2 or 3 times a month	2.4	3.9	3.6	3.5	3.3	
Once a week or more	2.4	4.1	3.0	2.3	3.0	
N of Valid	2323	2054	1487	1413	7277	
N of Miss	86	57	56	67	266	

Table 91: How many times have you done the following things? done crazy things even if they are a little dangerous.







Response	6	8	10	12	Total	
Never	57.4	39.8	34.5	35.3	43.4	
I've done it, but not in the past year	22.9	24.6	25.0	23.5	23.9	
Less than once a month	5.8	10.4	12.4	14.2	10.1	
About once a month	3.5	7.3	9.6	11.4	7.4	
2 or 3 times a month	3.6	7.3	9.7	8.9	6.9	
Once a week or more	6.8	10.7	8.9	6.7	8.3	
N of Valid	2318	2053	1486	1414	7271	
N of Miss	91	58	57	66	272	

Table 92: How many times in the past year (12 months) have you: been suspended from school?









Response	6	8	10	12	Total	
Never	72.9	66.5	73.8	80.7	72.8	
1 to 2 times	18.7	23.2	17.3	14.9	19.0	
3 to 5 times	5.2	6.4	5.5	2.9	5.2	
6 to 9 times	1.6	1.9	1.3	0.6	1.5	
10 to 19 times	0.7	1.0	1.3	0.2	0.8	
20 to 29 times	0.4	0.4	0.3	0.3	0.4	
30 to 39 times	0.2	0.1	0.1	0.1	0.1	
40+ times	0.3	0.4	0.5	0.3	0.4	
N of Valid	2346	2062	1499	1419	7326	
N of Miss	63	49	44	61	217	

Table 93: How many times in the past year (12 months) have you: carried a handgun?









Response	6	8	10	12	Total	
Never	95.8	93.4	92.0	91.7	93.6	
1 to 2 times	2.4	3.2	3.3	3.5	3.0	
3 to 5 times	0.6	1.1	1.4	1.5	1.1	
6 to 9 times	0.5	0.7	0.6	0.8	0.6	
10 to 19 times	0.2	0.7	0.7	0.6	0.5	
20 to 29 times	0.1	0.2	0.3	0.4	0.2	
30 to 39 times	0.0	0.1	0.2	0.3	0.1	
40+ times	0.3	0.5	1.6	1.1	0.8	
N of Valid	2337	2053	1499	1417	7306	
N of Miss	72	58	44	63	237	

Table 94: How many times in the past year (12 months) have you: sold illegal drugs?









Response	6	8	10	12	Total	
Never	99.3	96.8	91.3	90.6	95.2	
1 to 2 times	0.4	1.4	2.4	3.0	1.6	
3 to 5 times	0.2	0.4	1.4	1.6	0.8	
6 to 9 times	0.0	0.4	0.8	1.3	0.5	
10 to 19 times	0.0	0.3	1.2	0.9	0.5	
20 to 29 times	0.0	0.1	0.8	0.3	0.3	
30 to 39 times	0.0	0.0	0.3	0.3	0.1	
40+ times	0.0	0.5	1.8	2.1	0.9	
N of Valid	2289	2039	1491	1411	7230	
N of Miss	120	72	52	69	313	

Table 95: How many times in the past year (12 months) have you: stolen or tried to steal a motor vehicle such as a car or motorcycle?








Response	6	8	10	12	Total	
Never	98.2	97.0	93.9	96.8	96.7	
1 to 2 times	1.3	2.0	3.5	1.8	2.1	
3 to 5 times	0.2	0.3	1.0	0.5	0.5	
6 to 9 times	0.0	0.2	0.9	0.1	0.3	
10 to 19 times	0.2	0.1	0.4	0.4	0.2	
20 to 29 times	0.0	0.1	0.1	0.4	0.1	
30 to 39 times	0.0	0.0	0.0	0.0	0.0	
40+ times	0.1	0.2	0.2	0.1	0.2	
N of Valid	2334	2058	1494	1416	7302	
N of Miss	75	53	49	64	241	

Table 96: How many times in the past year (12 months) have you: participated in clubs, organizations or activities at school?









Response	6	8	10	12	Total	
Never	28.0	21.7	21.8	17.7	23.0	
1 to 2 times	30.7	25.4	23.3	17.1	25.1	
3 to 5 times	15.9	19.6	15.4	13.5	16.4	
6 to 9 times	7.9	10.0	9.1	10.7	9.3	
10 to 19 times	5.3	6.4	8.0	10.7	7.2	
20 to 29 times	2.3	4.0	4.8	6.7	4.2	
30 to 39 times	1.2	1.9	2.7	2.8	2.0	
40+ times	8.7	10.9	14.8	21.0	13.0	
N of Valid	2325	2050	1491	1408	7274	
N of Miss	84	61	52	72	269	

Table 97: How many times in the past year (12 months) have you: been arrested?









Response	6	8	10	12	Total	
Never	97.1	92.0	88.8	91.4	92.8	
1 to 2 times	2.3	5.6	7.6	6.7	5.1	
3 to 5 times	0.4	1.3	1.7	1.1	1.1	
6 to 9 times	0.1	0.7	1.1	0.5	0.6	
10 to 19 times	0.0	0.3	0.3	0.1	0.2	
20 to 29 times	0.0	0.0	0.2	0.1	0.1	
30 to 39 times	0.0	0.1	0.1	0.1	0.1	
40+ times	0.0	0.1	0.2	0.0	0.1	
N of Valid	2332	2052	1497	1412	7293	
N of Miss	77	59	46	68	250	

Table 98: How many times in the past year (12 months) have you: done extra work on your own for school?









Response	6	8	10	12	Total	
Never	26.2	28.2	25.7	24.1	26.3	
1 to 2 times	27.2	23.0	23.5	21.7	24.2	
3 to 5 times	16.1	16.6	16.8	16.2	16.4	
6 to 9 times	8.8	11.1	10.8	12.3	10.5	
10 to 19 times	5.6	7.5	9.5	9.9	7.7	
20 to 29 times	3.3	4.0	4.6	4.8	4.0	
30 to 39 times	1.7	1.7	1.9	3.3	2.1	
40+ times	11.0	8.0	7.3	7.7	8.8	
N of Valid	2305	2050	1492	1408	7255	
N of Miss	104	61	51	72	288	

Table 99: How many times in the past year (12 months) have you: attacked someone with the idea of seriously hurting them?









Response	6	8	10	12	Total	
Never	82.7	76.4	78.4	83.3	80.2	
1 to 2 times	10.4	14.7	12.7	10.0	12.0	
3 to 5 times	3.0	3.7	3.8	3.0	3.4	
6 to 9 times	1.6	1.9	2.1	1.3	1.7	
10 to 19 times	0.7	1.1	1.2	0.8	0.9	
20 to 29 times	0.4	0.5	0.8	0.7	0.6	
30 to 39 times	0.2	0.4	0.2	0.3	0.3	
40+ times	0.9	1.2	0.7	0.5	0.9	
N of Valid	2335	2054	1494	1413	7296	
N of Miss	74	57	49	67	247	

Table 100: How many times in the past year (12 months) have you: been drunk or high at school?









Response	6	8	10	12	Total	
Never	97.9	89.3	82.3	78.8	88.6	
1 to 2 times	1.4	5.2	8.0	9.1	5.3	
3 to 5 times	0.4	1.8	2.8	3.5	1.9	
6 to 9 times	0.1	1.5	2.1	2.2	1.3	
10 to 19 times	0.0	0.5	1.3	2.1	0.8	
20 to 29 times	0.0	0.6	0.8	0.6	0.5	
30 to 39 times	0.0	0.4	0.4	0.8	0.3	
40+ times	0.2	0.7	2.3	3.0	1.3	
N of Valid	2324	2056	1496	1414	7290	
N of Miss	85	55	47	66	253	

Table 101: How many times in the past year (12 months) have you: volunteered to do community service?









Response	6	8	10	12	Total	
Never	52.9	52.1	46.6	39.2	48.7	
1 to 2 times	22.2	20.2	18.6	16.3	19.7	
3 to 5 times	9.8	10.5	12.5	13.7	11.3	
6 to 9 times	5.5	6.4	6.9	10.3	7.0	
10 to 19 times	2.8	3.6	5.9	7.9	4.7	
20 to 29 times	2.2	1.8	3.8	4.7	2.9	
30 to 39 times	1.0	1.4	1.2	2.0	1.3	
40+ times	3.8	4.0	4.4	6.0	4.4	
N of Valid	2311	2049	1490	1413	7263	
N of Miss	98	62	53	67	280	

Table 102: How many times in the past year (12 months) have you: taken a handgun to school?








Response	6	8	10	12	Total	
Never	99.5	98.8	97.7	98.5	98.7	
1 to 2 times	0.3	0.6	1.3	0.6	0.7	
3 to 5 times	0.1	0.1	0.3	0.4	0.2	
6 to 9 times	0.0	0.1	0.2	0.2	0.1	
10 to 19 times	0.0	0.1	0.3	0.0	0.1	
20 to 29 times	0.1	0.0	0.1	0.0	0.1	
30 to 39 times	0.0	0.0	0.0	0.1	0.0	
40+ times	0.0	0.1	0.2	0.2	0.1	
N of Valid	2314	2058	1491	1410	7273	
N of Miss	95	53	52	70	270	

Table 103: Are you currently on probation, or assigned a probation officer with Juvenile Court?



Response	6	8	10	12	Total	
No	97.4	94.0	91.3	94.7	94.7	
Yes	2.6	6.0	8.7	5.3	5.3	
N of Valid	2290	2041	1490	1409	7230	
N of Miss	119	70	53	71	313	

Table 104: Have you ever belonged to a gang?






Response	6	8	10	12	Total	
No	89.2	80.6	82.8	85.5	84.7	
No, but would like to	1.5	3.1	2.7	1.5	2.2	
Yes, in the past	5.3	5.5	4.1	3.4	4.7	
Yes, belong now	3.3	9.3	9.6	9.0	7.4	
Yes, but would like to get out	0.7	1.4	0.8	0.6	0.9	
N of Valid	2310	2041	1489	1410	7250	
N of Miss	99	70	54	70	293	

Table 105: If you have ever belonged to a gang, did that gang have a name?




Response	6	8	10	12	Total	
No	7.4	6.7	8.6	10.6	8.1	
Yes	10.4	16.7	14.8	13.3	13.6	
I have never belonged to a gang	82.3	76.6	76.6	76.1	78.3	
N of Valid	2282	2031	1473	1395	7181	
N of Miss	127	80	70	85	362	

Table 106: You're looking at CD's in a music store with a friend. You look up and see her slip a CD under her coat. She smiles and says 'Which one do you want? Go ahead, take it while nobody's around.' There is nobody in sight, no employees and no other customers. What would you do now?





Response	6	8	10	12	Total	
Ignore her	19.1	21.1	23.4	29.7	22.6	
Grab a CD and leave the store	4.4	11.1	13.8	12.1	9.7	
Tell her to put the CD back	54.8	37.2	28.6	28.5	39.4	
Act like it is a joke, and ask her to put the CD back	21.7	30.7	34.2	29.7	28.3	
N of Valid	2319	2042	1460	1377	7198	
N of Miss	90	69	83	103	345	

Table 107: You are visiting another part of town, and you don't know any of the people your age there. You are walking down the street, and some teenager you don't know is walking toward you. He is about your size, and as he is about to pass you, he deliberately bumps into you and you almost lose your balance. What would you say or do?





Response	6	8	10	12	Total	
Push the person back	19.3	22.6	16.6	15.7	19.0	
Say 'Excuse me' and keep on walking	49.1	39.4	41.6	41.8	43.4	
Say 'Watch where you are going' and keep on walking	25.3	27.3	30.5	30.4	27.9	
Swear at the person and walk away	6.4	10.7	11.3	12.0	9.7	
N of Valid	2295	2019	1445	1372	7131	
N of Miss	114	92	98	108	412	

Table 108: You are at a party at someone's house, and one of your friends offers you a drink containing alcohol. What would you say or do?

Response	6	8	10	12	Total	
Drink it	5.1	18.8	31.3	40.5	21.1	
Tell your friend, 'No thanks, I don't drink' and suggest that you and your friend go and do something else	45.1	34.6	26.9	20.2	33.7	
Just say, 'No thanks' and walk away	34.7	34.6	33.9	34.5	34.5	
Make up a good excuse, tell your friend you had something else to do, and leave	15.1	12.0	7.9	4.8	10.8	
N of Valid	2303	2025	1449	1376	7153	
N of Miss	106	86	94	104	390	

Table 109: It's 8:00 on a weeknight and you are about to go over to a friend's home when your mother asks you where you are going. You say 'Oh, just going to go hang out with some friends.' She says, 'No, you'll just get into trouble if you go out. Stay home tonight.' What would you do now?

Response	6	8	10	12	Total	
Leave the house anyway	5.1	7.9	6.3	10.4	7.2	
Explain what you are going to do with your friends, tell her when you will get home, and ask if you can go out	48.6	59.9	68.3	66.3	59.2	
Not say anything and start watching TV	42.6	26.4	17.5	15.2	27.7	
Get into an argument with her	3.7	5.8	8.0	8.1	6.0	
N of Valid	2294	2023	1443	1369	7129	
N of Miss	115	88	100	111	414	

Table 110: How often do you attend religious services or activities?

Response	6	8	10	12	Total	
Never	25.5	14.5	12.4	15.2	17.7	
Rarely	21.8	23.7	22.0	26.9	23.4	
1-2 Times a Month	13.8	15.2	16.3	16.3	15.2	
About Once a Week or More	38.9	46.6	49.3	41.6	43.8	
N of Valid	2266	2024	1453	1370	7113	
N of Miss	143	87	90	110	430	

Table 111: I do the opposite of what people tell me, just to get them mad.





Response	6	8	10	12	Total	
Very False	51.9	36.0	36.0	43.1	42.5	
Somewhat False	23.5	28.8	28.2	27.4	26.7	
Somewhat True	19.2	30.9	31.8	25.6	26.3	
Very True	5.4	4.4	4.0	3.9	4.5	
N of Valid	2286	2022	1451	1375	7134	
N of Miss	123	89	92	105	409	

Table 112: I like to see how much I can get away with.





Response	6	8	10	12	Total	
Very False	54.0	36.0	30.6	34.1	40.3	
Somewhat False	21.8	24.6	27.1	26.0	24.5	
Somewhat True	17.9	30.5	31.9	30.8	26.8	
Very True	6.3	9.0	10.4	9.1	8.4	
N of Valid	2285	2019	1445	1372	7121	
N of Miss	124	92	98	108	422	

Table 113: I ignore rules that get in my way.





Response	6	8	10	12	Total	
Very False	59.9	42.5	35.5	34.9	45.1	
Somewhat False	22.4	28.4	31.4	30.8	27.5	
Somewhat True	13.2	23.0	27.3	27.7	21.7	
Very True	4.5	6.2	5.8	6.6	5.7	
N of Valid	2229	1971	1432	1360	6992	
N of Miss	180	140	111	120	551	

Table 114: I think sometimes it's okay to cheat at school.





Response	6	8	10	12	Total	
NO!	65.7	36.7	19.5	18.8	39.1	
no	23.2	36.5	33.8	33.2	31.0	
yes	9.1	23.5	38.8	38.5	24.9	
YES!	2.0	3.3	7.8	9.6	5.0	
N of Valid	2293	2027	1445	1370	7135	
N of Miss	116	84	98	110	408	

Table 115: It is important to think before you act.





Response	6	8	10	12	Total	
NO!	2.7	2.6	1.6	2.4	2.4	
no	3.6	4.5	3.5	2.6	3.6	
yes	24.2	34.5	35.6	34.0	31.3	
YES!	69.5	58.4	59.4	61.0	62.7	
N of Valid	2288	2027	1442	1372	7129	
N of Miss	121	84	101	108	414	

Table 116: Sometimes I think that life is not worth it.





Response	6	8	10	12	Total	
NO!	53.5	47.2	45.0	47.8	48.9	
no	21.3	23.1	24.0	26.7	23.4	
yes	17.1	19.8	22.5	19.0	19.3	
YES!	8.1	9.9	8.5	6.5	8.4	
N of Valid	2241	1996	1431	1368	7036	
N of Miss	168	115	112	112	507	

Table 117: At times I think I am no good at all.

Response	6	8	10	12	Total	
NO!	39.3	38.4	35.4	40.6	38.5	
no	20.9	24.4	25.9	25.8	23.8	
yes	28.6	25.6	29.1	26.6	27.4	
YES!	11.2	11.6	9.6	7.0	10.2	
N of Valid	2256	2017	1424	1360	7057	
N of Miss	153	94	119	120	486	

Table 118: All in all, I am inclined to think that I am a failure.

Response	6	8	10	12	Total	
NO!	59.5	55.7	52.8	57.6	56.7	
no	23.8	27.3	30.8	30.5	27.5	
yes	12.2	11.1	12.1	9.3	11.3	
YES!	4.5	5.9	4.3	2.6	4.5	
N of Valid	2201	1998	1414	1362	6975	
N of Miss	208	113	129	118	568	

Table 119: In the past year, have you felt depressed or sad MOST days, even if you felt okay sometimes?

Response	6	8	10	12	Total	
NO!	28.8	28.0	26.5	28.8	28.1	
no	20.1	22.2	23.7	24.8	22.4	
yes	31.1	29.3	28.6	29.8	29.8	
YES!	20.0	20.5	21.2	16.6	19.7	
N of Valid	2250	2014	1432	1367	7063	
N of Miss	159	97	111	113	480	

Table 120: It is all right to beat up people if they start the fight.





Response	6	8	10	12	Total	
NO!	42.9	25.8	22.3	23.2	30.1	
no	17.8	18.3	18.1	18.1	18.1	
yes	19.3	24.5	26.8	27.5	23.9	
YES!	20.1	31.3	32.8	31.3	28.0	
N of Valid	2262	2007	1429	1365	7063	
N of Miss	147	104	114	115	480	

Table 121: I think it is okay to take something without asking if you can get away with it.





Response	6	8	10	12	Total	
NO!	73.8	56.8	51.1	51.4	60.0	
no	20.0	32.5	37.0	37.7	30.4	
yes	4.5	8.4	9.1	8.5	7.3	
YES!	1.8	2.3	2.9	2.4	2.3	
N of Valid	2245	2001	1423	1361	7030	
N of Miss	164	110	120	119	513	

Table 122: Sometimes we don't know what we will do as adults, but we may have an idea. Please answer how true these statements may be for you. WHEN I AM AN ADULT I WILL: smoke cigarettes.





Response	6	8	10	12	Total	
NO!	84.9	77.3	75.8	74.7	78.9	
no	12.0	16.9	16.7	16.3	15.2	
yes	2.2	4.9	5.3	6.7	4.5	
YES!	0.8	0.9	2.2	2.3	1.4	
N of Valid	2253	2009	1434	1364	7060	
N of Miss	156	102	109	116	483	

Table 123: Sometimes we don't know what we will do as adults, but we may have an idea. Please answer how true these statements may be for you. WHEN I AM AN ADULT I WILL: drink beer, wine, or liquor.





Response	6	8	10	12	Total	
NO!	62.8	40.5	27.7	26.1	42.2	
no	16.8	18.3	16.4	14.5	16.7	
yes	16.5	32.0	42.1	41.3	30.9	
YES!	4.0	9.2	13.7	18.0	10.2	
N of Valid	2247	2007	1433	1363	7050	
N of Miss	162	104	110	117	493	

Table 124: Sometimes we don't know what we will do as adults, but we may have an idea. Please answer how true these statements may be for you. WHEN I AM AN ADULT I WILL: smoke marijuana.





Response	6	8	10	12	Total	
NO!	92.3	77.6	68.2	63.9	77.7	
no	6.2	13.0	17.6	17.5	12.6	
yes	0.9	6.7	10.0	12.2	6.6	
YES!	0.6	2.7	4.2	6.3	3.1	
N of Valid	2249	2005	1429	1357	7040	
N of Miss	160	106	114	123	503	

Table 125: Sometimes we don't know what we will do as adults, but we may have an idea. Please answer how true these statements may be for you. WHEN I AM AN ADULT I WILL: use LSD, cocaine, amphetamines or another illegal drug.





Response	6	8	10	12	Total	
NO!	95.0	91.8	91.9	91.8	92.8	
no	4.5	7.4	7.6	6.7	6.4	
yes	0.4	0.6	0.3	0.9	0.5	
YES!	0.1	0.1	0.3	0.7	0.2	
N of Valid	2247	2010	1428	1362	7047	
N of Miss	162	101	115	118	496	

Table 126: How much do you think people risk harming themselves (physically or in other ways) if they: smoked one or more packs of cigarettes per day?





Response	6	8	10	12	Total	
No risk	21.6	12.7	5.3	5.8	12.7	
Slight risk	6.8	6.7	5.2	6.7	6.4	
Moderate risk	14.6	17.6	17.3	15.7	16.2	
Great risk	57.1	63.0	72.3	71.8	64.7	
N of Valid	2236	2003	1428	1363	7030	
N of Miss	173	108	115	117	513	

Table 127: How much do you think people risk harming themselves (physically or in other ways) if they: try marijuana once or twice?





Response	6	8	10	12	Total	
No risk	22.9	20.8	23.6	28.2	23.5	
Slight risk	18.3	25.5	33.2	33.3	26.3	
Moderate risk	24.9	23.2	21.1	19.3	22.5	
Great risk	34.0	30.5	22.1	19.2	27.7	
N of Valid	2216	1989	1420	1352	6977	
N of Miss	193	122	123	128	566	

Table 128: How much do you think people risk harming themselves (physically or in other ways) if they: smoke marijuana regularly?





Response	6	8	10	12	Total	
No risk	22.0	15.0	11.5	11.3	15.8	
Slight risk	5.1	7.7	15.5	19.3	10.8	
Moderate risk	11.3	15.6	21.5	24.4	17.2	
Great risk	61.6	61.6	51.4	45.0	56.3	
N of Valid	2150	1965	1402	1340	6857	
N of Miss	259	146	141	140	686	

Table 129: How much do you think people risk harming themselves (physically or in other ways) if they: take one or two drinks of an alcoholic beverage (beer, wine, liquor) nearly every day?

Response	6	8	10	12	Total	
No risk	23.3	16.6	10.2	10.1	16.2	
Slight risk	17.4	22.5	22.3	20.5	20.5	
Moderate risk	26.3	27.7	30.2	31.4	28.5	
Great risk	33.0	33.1	37.3	38.0	34.9	
N of Valid	2213	1994	1424	1353	6984	
N of Miss	196	117	119	127	559	

Table 130: How much do you think people risk harming themselves (physically or in other ways) if they: have five or more drinks once or twice each weekend?

Response	6	8	10	12	Total	
No risk	21.7	14.5	8.5	7.6	14.2	
Slight risk	9.9	11.8	13.7	15.4	12.3	
Moderate risk	20.0	24.5	25.3	26.0	23.5	
Great risk	48.4	49.3	52.5	51.0	50.0	
N of Valid	2222	1995	1424	1360	7001	
N of Miss	187	116	119	120	542	

Table 131: On how many occasions have you had alcoholic beverages (beer, wine or hard liquor) to drink in your lifetime - more than just a few sips?

Response	6	8	10	12	Total	
0	82.0	59.1	42.7	32.8	58.1	
1-2	11.2	19.2	19.0	14.0	15.6	
3-5	3.5	8.9	11.0	12.8	8.3	
6-9	1.5	5.0	6.9	9.4	5.1	
10-19	0.9	3.9	7.9	11.0	5.1	
20-39	0.5	1.4	6.0	8.5	3.4	
40+	0.4	2.7	6.6	11.5	4.4	
N of Valid	2244	2000	1404	1347	6995	
N of Miss	165	111	139	133	548	

Table 132: On how many occasions have you had beer, wine or hard liquor to drink during the past 30 days?








Response	6	8	10	12	Total	
0	96.2	86.6	75.3	67.8	83.8	
1-2	2.9	7.9	14.6	14.6	8.9	
3-5	0.4	2.7	5.7	8.7	3.7	
6-9	0.3	1.8	2.4	4.0	1.9	
10-19	0.1	0.7	1.4	3.6	1.2	
20-39	0.1	0.2	0.4	0.7	0.3	
40+	0.0	0.2	0.2	0.7	0.2	
N of Valid	2235	2000	1401	1340	6976	
N of Miss	174	111	142	140	567	

Table 133: On how many occasions have you used marijuana (grass, pot) or hashish (hash, hash oil) in your lifetime?








Response	6	8	10	12	Total	
0	98.2	86.5	73.4	61.6	82.8	
1-2	1.1	5.7	6.8	9.7	5.2	
3-5	0.3	2.6	4.6	6.0	2.9	
6-9	0.1	1.3	3.2	3.5	1.7	
10-19	0.1	1.3	2.7	3.8	1.7	
20-39	0.0	0.7	2.5	4.0	1.5	
40+	0.1	1.9	6.7	11.3	4.1	
N of Valid	2228	1999	1395	1334	6956	
N of Miss	181	112	148	146	587	

Table 134: On how many occasions have you used marijuana (grass, pot) or hashish (hash, hash oil) during the past 30 days?








Response	6	8	10	12	Total	
0	99.5	93.8	88.8	81.1	92.2	
1-2	0.3	3.1	5.1	7.5	3.5	
3-5	0.2	0.9	1.4	3.2	1.2	
6-9	0.0	1.2	0.9	2.2	1.0	
10-19	0.0	0.2	1.1	2.3	0.8	
20-39	0.0	0.2	1.3	1.3	0.6	
40+	0.0	0.4	1.4	2.3	0.8	
N of Valid	2231	2001	1402	1341	6975	
N of Miss	178	110	141	139	568	

Table 135: On how many occasions have you used LSD or other psychedelics in your lifetime?






Response	6	8	10	12	Total	
0	99.6	99.0	97.7	96.6	98.5	
1-2	0.3	0.6	0.9	1.7	0.8	
3-5	0.0	0.1	0.9	0.9	0.4	
6-9	0.0	0.1	0.2	0.4	0.2	
10-19	0.0	0.0	0.2	0.2	0.1	
20-39	0.0	0.0	0.1	0.0	0.0	
40+	0.0	0.0	0.1	0.1	0.0	
N of Valid	2225	2001	1401	1341	6968	
N of Miss	184	110	142	139	575	

Table 136: On how many occasions have you used LSD or other psychedelics during the past 30 days?





Response	6	8	10	12	Total	
0	99.6	99.5	99.4	98.8	99.4	
1-2	0.3	0.3	0.6	0.8	0.4	
3-5	0.0	0.1	0.1	0.1	0.1	
6-9	0.0	0.1	0.0	0.1	0.1	
10-19	0.0	0.0	0.0	0.1	0.0	
20-39	0.0	0.0	0.0	0.1	0.0	
40+	0.0	0.0	0.0	0.0	0.0	
N of Valid	2227	2002	1404	1341	6974	
N of Miss	182	109	139	139	569	

Table 137: On how many occasions have you used cocaine or crack in your lifetime?







Response	6	8	10	12	Total	
0	99.8	98.5	98.5	97.1	98.6	
1-2	0.1	1.0	0.9	1.3	0.8	
3-5	0.0	0.2	0.1	0.7	0.2	
6-9	0.0	0.2	0.1	0.2	0.1	
10-19	0.0	0.1	0.2	0.2	0.1	
20-39	0.0	0.0	0.1	0.1	0.0	
40+	0.0	0.0	0.0	0.4	0.1	
N of Valid	2234	2002	1402	1341	6979	
N of Miss	175	109	141	139	564	

Table 138: On how many occasions have you used cocaine or crack during the past 30 days?




Response	6	8	10	12	Total	
0	99.9	99.5	99.8	99.6	99.7	
1-2	0.1	0.3	0.1	0.0	0.1	
3-5	0.0	0.1	0.0	0.1	0.0	
6-9	0.0	0.1	0.1	0.1	0.1	
10-19	0.0	0.0	0.0	0.2	0.0	
20-39	0.0	0.1	0.1	0.1	0.0	
40+	0.0	0.0	0.0	0.0	0.0	
N of Valid	2226	1996	1404	1339	6965	
N of Miss	183	115	139	141	578	

Table 139: On how many occasions have you sniffed glue, breathed the contents of an aerosol spray can, or inhaled other gases or sprays, in order to get high in your lifetime?








Response	6	8	10	12	Total	
0	90.4	82.4	84.7	90.6	87.0	
1-2	5.7	9.7	8.3	4.8	7.2	
3-5	1.8	3.2	2.9	2.4	2.5	
6-9	0.6	1.8	1.8	0.5	1.1	
10-19	0.5	1.3	0.7	0.6	0.8	
20-39	0.4	0.5	0.7	0.1	0.4	
40+	0.6	1.3	0.9	0.9	0.9	
N of Valid	2227	1998	1402	1341	6968	
N of Miss	182	113	141	139	575	

Table 140: On how many occasions have you sniffed glue, breathed the contents of an aerosol spray can, or inhaled other gases or sprays, in order to get high during the past 30 days?








Response	6	8	10	12	Total	
0	95.2	92.8	96.7	98.4	95.4	
1-2	3.0	4.4	1.9	1.2	2.8	
3-5	1.0	1.4	0.6	0.2	0.9	
6-9	0.4	0.8	0.4	0.0	0.4	
10-19	0.0	0.4	0.2	0.1	0.2	
20-39	0.1	0.2	0.1	0.0	0.1	
40+	0.3	0.2	0.2	0.1	0.2	
N of Valid	2229	1997	1404	1341	6971	
N of Miss	180	114	139	139	572	

Table 141: On how many occasions have you used phenoxydine (pox, px, breeze) in your lifetime?


Response	6	8	10	12	Total	
0	100.0	100.0	100.0	100.0	100.0	
1-2	0.0	0.0	0.0	0.0	0.0	
3-5	0.0	0.0	0.0	0.0	0.0	
6-9	0.0	0.0	0.0	0.0	0.0	
10-19	0.0	0.0	0.0	0.0	0.0	
20-39	0.0	0.0	0.0	0.0	0.0	
40+	0.0	0.0	0.0	0.0	0.0	
N of Valid	2214	1998	1401	1340	6953	
N of Miss	195	113	142	140	590	

Table 142: On how many occasions have you used phenoxydine (pox, px, breeze) during the past 30 days?


Response	6	8	10	12	Total	
0	100.0	100.0	100.0	100.0	100.0	
1-2	0.0	0.0	0.0	0.0	0.0	
3-5	0.0	0.0	0.0	0.0	0.0	
6-9	0.0	0.0	0.0	0.0	0.0	
10-19	0.0	0.0	0.0	0.0	0.0	
20-39	0.0	0.0	0.0	0.0	0.0	
40+	0.0	0.0	0.0	0.0	0.0	
N of Valid	2214	1989	1404	1337	6944	
N of Miss	195	122	139	143	599	

Table 143: On how many occasions have you used sedatives (tranquilizers, such as Valium or Xanax, barbiturates, or sleeping pills) without a doctor telling you to take them, in your lifetime?








Response	6	8	10	12	Total	
0	94.5	89.8	87.4	87.2	90.3	
1-2	3.3	4.6	3.6	4.1	3.9	
3-5	1.2	2.4	2.9	3.0	2.2	
6-9	0.3	1.3	1.6	2.2	1.2	
10-19	0.3	0.8	1.4	1.3	0.8	
20-39	0.1	0.5	1.0	0.7	0.5	
40+	0.4	0.8	2.1	1.5	1.1	
N of Valid	2220	1998	1398	1340	6956	
N of Miss	189	113	145	140	587	

Table 144: On how many occasions have you used sedatives (tranquilizers, such as Valium or Xanax, barbiturates, or sleeping pills) without a doctor telling you to take them, during the past 30 days?








Response	6	8	10	12	Total	
0	97.5	94.8	94.9	95.2	95.8	
1-2	1.9	3.0	2.2	3.0	2.5	
3-5	0.3	0.8	1.4	0.9	0.8	
6-9	0.0	0.7	0.8	0.3	0.4	
10-19	0.0	0.2	0.4	0.4	0.2	
20-39	0.1	0.4	0.1	0.1	0.2	
40+	0.2	0.2	0.1	0.1	0.2	
N of Valid	2221	1990	1398	1340	6949	
N of Miss	188	121	145	140	594	

Table 145: On how many occasions have you used Methamphetamines (meth, speed, crank, crystal meth) in your lifetime?






Response	6	8	10	12	Total	
0	99.6	99.0	98.8	98.4	99.1	
1-2	0.3	0.7	0.4	0.8	0.5	
3-5	0.0	0.2	0.1	0.3	0.2	
6-9	0.0	0.0	0.1	0.1	0.0	
10-19	0.0	0.0	0.2	0.1	0.1	
20-39	0.0	0.1	0.1	0.1	0.0	
40+	0.0	0.1	0.2	0.1	0.1	
N of Valid	2215	1994	1400	1340	6949	
N of Miss	194	117	143	140	594	

Table 146: On how many occasions have you used Methamphetamines (meth, speed, crank, crystal meth) in the past 30 days?



Response	6	8	10	12	Total	
0	99.8	99.6	99.8	99.7	99.7	
1-2	0.1	0.3	0.1	0.1	0.2	
3-5	0.0	0.0	0.0	0.1	0.0	
6-9	0.0	0.0	0.0	0.0	0.0	
10-19	0.0	0.0	0.0	0.0	0.0	
20-39	0.0	0.1	0.1	0.0	0.0	
40+	0.0	0.1	0.1	0.0	0.0	
N of Valid	2209	1990	1397	1338	6934	
N of Miss	200	121	146	142	609	

Table 147: On how many occasions have you used stimulants, other than Methamphetamines (such as amphetamines, Ritalin or Dexedrine) without a doctor telling you to take them, in your lifetime?








Response	6	8	10	12	Total	
0	99.5	98.7	96.5	96.0	98.0	
1-2	0.3	0.8	1.1	1.8	0.9	
3-5	0.1	0.4	0.4	1.0	0.4	
6-9	0.0	0.1	0.5	0.4	0.2	
10-19	0.0	0.1	0.5	0.1	0.2	
20-39	0.0	0.0	0.5	0.3	0.2	
40+	0.0	0.0	0.4	0.3	0.2	
N of Valid	2207	1988	1395	1341	6931	
N of Miss	202	123	148	139	612	

Table 148: On how many occasions have you used stimulants, other than Methamphetamines (such as amphetamines, Ritalin or Dexedrine) without a doctor telling you to take them, during the past 30 days?




Response	6	8	10	12	Total	
0	99.8	99.3	98.5	99.3	99.3	
1-2	0.1	0.6	0.6	0.6	0.4	
3-5	0.0	0.1	0.6	0.1	0.2	
6-9	0.0	0.0	0.1	0.0	0.0	
10-19	0.0	0.0	0.1	0.0	0.0	
20-39	0.0	0.0	0.1	0.0	0.0	
40+	0.0	0.0	0.0	0.1	0.0	
N of Valid	2210	1988	1396	1337	6931	
N of Miss	199	123	147	143	612	

Table 149: On how many occasions have you used heroin or other opiates in your lifetime?








Response	6	8	10	12	Total	
0	99.7	99.2	98.8	98.4	99.1	
1-2	0.3	0.6	0.5	0.5	0.5	
3-5	0.0	0.2	0.1	0.2	0.1	
6-9	0.0	0.0	0.1	0.2	0.1	
10-19	0.0	0.1	0.1	0.1	0.1	
20-39	0.0	0.0	0.1	0.3	0.1	
40+	0.0	0.0	0.2	0.1	0.1	
N of Valid	2208	1990	1394	1338	6930	
N of Miss	201	121	149	142	613	

Table 150: On how many occasions have you used heroin or other opiates during the past 30 days?




Response	6	8	10	12	Total	
0	99.8	99.6	99.6	99.5	99.7	
1-2	0.2	0.3	0.2	0.3	0.2	
3-5	0.0	0.1	0.1	0.2	0.1	
6-9	0.0	0.0	0.0	0.0	0.0	
10-19	0.0	0.0	0.0	0.0	0.0	
20-39	0.0	0.0	0.0	0.1	0.0	
40+	0.0	0.0	0.1	0.0	0.0	
N of Valid	2202	1990	1395	1333	6920	
N of Miss	207	121	148	147	623	

Table 151: On how many occasions have you used MDMA ('X', 'E', or ecstasy) in your lifetime?








Response	6	8	10	12	Total	
0	99.9	98.6	96.6	96.8	98.3	
1-2	0.0	1.0	1.7	1.3	0.9	
3-5	0.0	0.2	0.4	0.9	0.3	
6-9	0.0	0.2	0.3	0.5	0.2	
10-19	0.0	0.1	0.2	0.2	0.1	
20-39	0.0	0.0	0.1	0.2	0.1	
40+	0.0	0.0	0.6	0.0	0.1	
N of Valid	2196	1985	1394	1335	6910	
N of Miss	213	126	149	145	633	

Table 152: On how many occasions have you used MDMA ('X', 'E', or ecstasy) during the past 30 days?




Response	6	8	10	12	Total	
0	99.9	99.5	98.9	99.5	99.5	
1-2	0.0	0.3	0.9	0.3	0.3	
3-5	0.0	0.1	0.0	0.1	0.1	
6-9	0.0	0.0	0.1	0.0	0.0	
10-19	0.0	0.1	0.1	0.0	0.0	
20-39	0.0	0.0	0.1	0.0	0.0	
40+	0.0	0.0	0.0	0.1	0.0	
N of Valid	2186	1983	1392	1331	6892	
N of Miss	223	128	151	149	651	

Table 153: On how many occasions have you taken prescription drugs (such as Valium, Xanax, Ritalin, Adderall, OxyContin, Darvocet, or sleeping pills) on your own-that is, without a doctor telling you to take them in your lifetime?








Response	6	8	10	12	Total	
0	96.1	91.1	84.4	84.5	90.0	
1-2	2.1	4.3	5.0	4.5	3.8	
3-5	0.8	1.9	3.4	3.7	2.2	
6-9	0.3	0.9	2.1	2.3	1.2	
10-19	0.3	0.5	1.7	1.8	0.9	
20-39	0.2	0.5	0.9	1.0	0.6	
40+	0.2	0.9	2.4	2.1	1.2	
N of Valid	2208	1986	1393	1335	6922	
N of Miss	201	125	150	145	621	

Table 154: On how many occasions have you taken prescription drugs (such as Valium, Xanax, Ritalin, Adderall, OxyContin, Darvocet, or sleeping pills) on your own-that is, without a doctor telling you to take them during the past 30 days?








Response	6	8	10	12	Total	
0	98.3	95.7	93.3	94.4	95.8	
1-2	0.9	2.3	3.7	3.5	2.4	
3-5	0.3	0.8	1.1	0.9	0.7	
6-9	0.1	0.3	0.8	0.4	0.4	
10-19	0.0	0.4	0.6	0.5	0.3	
20-39	0.1	0.3	0.1	0.0	0.1	
40+	0.2	0.3	0.5	0.2	0.3	
N of Valid	2208	1990	1394	1335	6927	
N of Miss	201	121	149	145	616	

Table 155: On how many occasions have you taken non-prescription medicines such as diet pills (for example, Dietac, Dexatrim or Prolamine), stay-awake pills (for example No-Doz, Vivarin, or Wake), or cough or cold medicines (robos, DXM, etc.) to get high in your lifetime?








Response	6	8	10	12	Total	
0	97.8	94.2	92.0	93.0	94.6	
1-2	1.0	1.6	2.4	2.4	1.7	
3-5	0.4	1.2	1.9	1.0	1.0	
6-9	0.3	0.7	1.0	1.0	0.7	
10-19	0.0	1.0	1.4	0.7	0.7	
20-39	0.1	0.5	0.4	0.3	0.3	
40+	0.3	1.0	1.0	1.6	0.9	
N of Valid	2198	1989	1393	1335	6915	
N of Miss	211	122	150	145	628	

Table 156: On how many occasions have you taken non-prescription medicines such as diet pills (for example, Dietac, Dexatrim or Prolamine), stay-awake pills (for example No-Doz, Vivarin, or Wake), or cough or cold medicines (robos, DXM, etc.) to get high during the past 30 days?








Response	6	8	10	12	Total	
0	98.9	96.5	96.8	97.2	97.5	
1-2	0.7	1.6	1.6	1.7	1.4	
3-5	0.1	0.8	0.9	0.3	0.5	
6-9	0.0	0.5	0.4	0.4	0.3	
10-19	0.0	0.4	0.3	0.2	0.2	
20-39	0.1	0.1	0.0	0.1	0.1	
40+	0.1	0.2	0.1	0.2	0.1	
N of Valid	2197	1988	1394	1331	6910	
N of Miss	212	123	149	149	633	

Table 157: On how many occasions have you been drunk or very high from drinking alcoholic beverages during the past 30 days?








Response	6	8	10	12	Total	
0	98.1	91.5	84.7	79.6	89.9	
1-2	1.3	4.5	9.4	9.8	5.5	
3-5	0.2	1.8	2.7	5.4	2.2	
6-9	0.2	1.2	1.1	2.2	1.0	
10-19	0.0	0.3	1.1	1.6	0.6	
20-39	0.0	0.4	0.6	0.6	0.4	
40+	0.1	0.4	0.4	0.8	0.4	
N of Valid	2205	1989	1388	1338	6920	
N of Miss	204	122	155	142	623	

Table 158: Think back over the last two weeks. How many times have you had five or more alcoholic drinks in a row?

Response	6	8	10	12	Total	
None	96.7	90.8	88.1	81.4	90.3	
Once	1.6	3.5	5.2	7.1	3.9	
Twice	0.9	2.7	2.9	5.8	2.8	
3-5 times	0.3	2.0	2.3	3.5	1.8	
6-9 times	0.1	0.5	0.5	1.0	0.5	
10 or more times	0.4	0.5	1.0	1.1	0.7	
N of Valid	2180	1969	1366	1324	6839	
N of Miss	229	142	177	156	704	

Table 159: Have you ever used smokeless tobacco (chew, snuff, plug, dipping tobacco, or chewing tobacco)?

Response	6	8	10	12	Total	
Never	97.4	93.8	93.2	88.2	93.7	
Once or Twice	2.1	3.8	4.4	6.4	3.9	
Once in a while but not regularly	0.2	0.9	1.0	1.4	0.8	
Regularly in the past	0.2	0.6	0.7	1.9	0.7	
Regularly now	0.1	0.9	0.7	2.1	0.8	
N of Valid	2175	1963	1363	1322	6823	
N of Miss	234	148	180	158	720	

Table 160: How often have you taken smokeless tobacco during the past 30 days?

Response	6	8	10	12	Total	
Not at all	98.9	97.2	97.8	96.0	97.6	
Once or twice	0.6	1.5	1.4	1.4	1.2	
Once or twice per week	0.0	0.3	0.2	0.4	0.2	
Three to five times per week	0.1	0.3	0.0	0.2	0.1	
About once a day	0.1	0.3	0.3	0.7	0.3	
More than once a day	0.1	0.5	0.3	1.3	0.5	
N of Valid	2169	1953	1363	1315	6800	
N of Miss	240	158	180	165	743	

Table 161: Have you ever smoked cigarettes?






Response	6	8	10	12	Total	
Never	91.4	78.6	69.7	62.0	77.7	
Once or Twice	6.9	14.1	15.7	17.8	12.8	
Once in a while but not regularly	0.8	3.5	6.1	8.5	4.2	
Regularly in the past	0.8	2.3	4.9	5.4	2.9	
Regularly now	0.1	1.4	3.6	6.4	2.4	
N of Valid	2163	1948	1361	1320	6792	
N of Miss	246	163	182	160	751	

Table 162: How frequently have you smoked cigarettes during the past 30 days?








Response	6	8	10	12	Total	
Not at all	98.9	94.8	92.0	85.8	93.8	
Less than one cigarette per day	0.7	2.9	4.4	5.8	3.1	
One to five cigarettes per day	0.2	1.5	2.5	5.9	2.1	
About one-half pack per day	0.0	0.3	1.0	1.6	0.6	
About one pack per day	0.0	0.3	0.1	0.8	0.3	
About one and one-half packs per day	0.0	0.1	0.1	0.1	0.1	
Two packs or more per day	0.0	0.2	0.0	0.1	0.1	
N of Valid	2165	1952	1361	1315	6793	
N of Miss	244	159	182	165	750	

Table 163: During the last month, about how many marijuana cigarettes, or the equivalent, did you smoke a day, on the average?








Response	6	8	10	12	Total	
None	98.8	91.3	88.7	82.3	91.4	
Less than 1 a day	0.6	3.9	5.1	8.6	4.0	
1 a day	0.1	1.5	2.4	2.3	1.4	
2-3 a day	0.3	1.7	1.4	4.0	1.6	
4-6 a day	0.2	0.9	1.1	1.6	0.8	
7-10 a day	0.0	0.3	0.6	0.3	0.3	
11 or more a day	0.0	0.5	0.8	0.9	0.5	
N of Valid	2169	1948	1357	1320	6794	
N of Miss	240	163	186	160	749	

Table 164: If you drank alcohol (not just a sip or taste) in the past year, how did you usually get it?













Response	6	8	10	12	Total	
I did not drink alcohol in the past year	89.9	73.7	58.9	45.7	70.5	
I bought it myself with a fake ID	0.1	0.3	0.3	0.9	0.4	
I bought it myself without a fake ID	0.1	0.5	0.6	1.6	0.6	
I got it from someone I know age 21 or older	1.6	5.0	12.1	20.0	8.3	
I got it from someone I know under age 21	0.5	1.7	6.6	8.3	3.5	
I got it from my brother or sister	0.3	1.2	1.4	2.3	1.2	
I got it from home with my parents' permission	2.0	4.2	5.3	6.3	4.1	
I got it from home without my parents' permission	0.9	3.6	3.6	2.6	2.6	
I got it from another relative	1.3	3.3	3.6	4.3	2.9	
A stranger bought it for me	0.0	0.3	1.1	0.9	0.5	
I took it from a store or shop	0.0	0.3	0.5	0.2	0.2	
Other	3.1	5.9	6.2	6.7	5.2	
N of Valid	2129	1903	1325	1292	6649	
N of Miss	280	208	218	188	894	

Table 165: If you drank alcohol (not just a sip or taste) in the past year, where did you usually drink it?

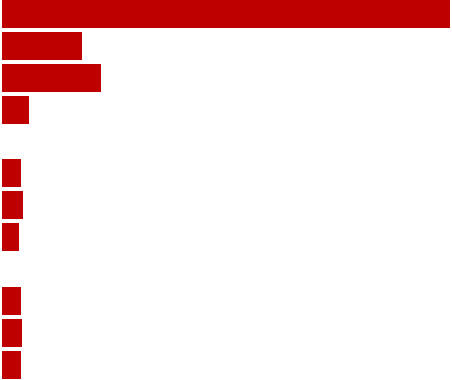
Response	6	8	10	12	Total	
I did not drink alcohol in the past year	92.2	74.2	58.9	46.4	71.4	
at my home	4.5	11.7	13.1	15.8	10.5	
at someone else's home	1.9	10.7	20.6	29.8	13.6	
at an open area like a park, beach, field, back road, woods, or a street corner	0.6	1.6	3.3	2.6	1.8	
at a sporting event or concert	0.2	0.4	0.4	0.8	0.4	
at a restaurant, bar, or a nightclub	0.3	0.5	1.1	1.3	0.7	
at an empty building or a construction site	0.0	0.2	0.3	0.0	0.1	
at a hotel/motel	0.1	0.1	0.5	1.2	0.4	
in a car	0.1	0.4	1.1	1.5	0.6	
at school	0.1	0.3	0.9	0.6	0.4	
N of Valid	2082	1887	1322	1277	6568	
N of Miss	327	224	221	203	975	

Table 166: If you smoked cigarettes (not just a puff or drag) in the past year, how did you usually get them?













Response	6	8	10	12	Total	
I did not smoke cigarettes in the past year	94.1	87.6	82.1	75.9	86.3	
I bought them myself with a fake ID	0.1	0.1	0.2	0.7	0.2	
I bought them myself without a fake ID	0.2	0.3	1.4	4.6	1.3	
I got them from someone I know age 18 or older	0.7	2.0	6.0	7.6	3.5	
I got them from someone I know under age 18	0.4	2.0	2.6	2.7	1.7	
I got them from my brother or sister	0.4	0.8	0.9	0.8	0.7	
I got them from home with my parents' permission	0.0	0.4	0.6	0.5	0.3	
I got them from home without my parents' permission	0.5	1.2	1.1	0.8	0.9	
I got them from another relative	0.4	1.2	1.3	1.0	0.9	
A stranger bought them for me	0.0	0.3	0.6	1.1	0.4	
I took them from a store or shop	0.0	0.1	0.2	0.2	0.1	
Other	3.0	4.1	3.2	4.1	3.6	
N of Valid	2109	1889	1327	1304	6629	
N of Miss	300	222	216	176	914	

Table 167: If you smoked cigarettes (not just a puff or drag) in the past year, where did you usually smoke them?











Response	6	8	10	12	Total	
I did not smoke cigarettes in the past year	96.0	89.5	84.3	78.8	88.4	
at my home	1.2	3.3	5.4	5.4	3.5	
at someone else's home	1.0	3.2	3.7	4.5	2.9	
at an open area like a park, beach, field, back road, woods, or a street corner	1.2	2.2	4.2	5.6	2.9	
at a sporting event or concert	0.1	0.3	0.2	0.4	0.2	
at a restaurant, bar, or a nightclub	0.0	0.2	0.1	0.2	0.1	
at an empty building or a construction site	0.1	0.2	0.2	0.2	0.2	
at a hotel/motel	0.0	0.2	0.0	0.1	0.1	
in a car	0.3	0.5	1.6	4.3	1.4	
at school	0.1	0.2	0.4	0.5	0.3	
N of Valid	2084	1883	1308	1276	6551	
N of Miss	325	228	235	204	992	

Table 168: During the past 30 days, how many times did you ride in a car or other vehicle driven by someone who had been drinking alcohol?






Response	6	8	10	12	Total	
0 times	79.2	72.3	72.7	75.0	75.1	
1 time	8.4	9.2	11.1	10.6	9.6	
2 or 3 times	6.2	9.3	10.5	8.9	8.5	
4 or 5 times	1.8	3.3	1.9	2.2	2.3	
6 or more times	4.5	5.9	3.9	3.2	4.5	
N of Valid	2140	1926	1346	1309	6721	
N of Miss	269	185	197	171	822	

Table 169: During the past 30 days, how many times did you drive a car or other vehicle when you had been drinking alcohol?







Response	6	8	10	12	Total	
I did not drive a car in the past 30 days	56.1	59.6	58.1	38.1	54.0	
0 times	40.7	34.9	36.7	52.2	40.5	
1 time	1.1	1.9	2.3	4.7	2.3	
2 or 3 times	0.9	1.8	1.7	3.2	1.8	
4 or 5 times	0.4	0.7	0.4	0.5	0.5	
6 or more times	0.8	1.0	0.7	1.3	0.9	
N of Valid	2070	1908	1323	1297	6598	
N of Miss	339	203	220	183	945	

Table 170: How wrong would most adults (over 21) in your neighborhood think it is for kids your age: to use marijuana?





Response	6	8	10	12	Total	
Very wrong	90.4	76.1	64.9	61.6	75.6	
Wrong	6.1	11.0	16.8	17.1	11.8	
A little bit wrong	1.9	7.8	11.8	13.3	7.8	
Not wrong at all	1.6	5.1	6.5	8.0	4.8	
N of Valid	2109	1931	1338	1298	6676	
N of Miss	300	180	205	182	867	

Table 171: How wrong would most adults (over 21) in your neighborhood think it is for kids your age: to drink alcohol?





Response	6	8	10	12	Total	
Very wrong	81.3	65.7	52.4	49.0	64.7	
Wrong	10.5	17.0	22.7	22.9	17.3	
A little bit wrong	5.7	10.9	16.1	19.4	12.0	
Not wrong at all	2.4	6.4	8.9	8.7	6.1	
N of Valid	2085	1931	1333	1299	6648	
N of Miss	324	180	210	181	895	

Table 172: How wrong would most adults (over 21) in your neighborhood think it is for kids your age: to smoke cigarettes?





Response	6	8	10	12	Total	
Very wrong	83.1	71.0	57.7	51.0	68.2	
Wrong	9.8	14.3	20.5	21.5	15.5	
A little bit wrong	4.1	8.7	13.0	16.0	9.5	
Not wrong at all	3.0	6.1	8.8	11.5	6.7	
N of Valid	2085	1926	1330	1300	6641	
N of Miss	324	185	213	180	902	

Table 173: How much do each of the following statements describe your neighborhood? crime and/or drug selling





Response	6	8	10	12	Total	
NO!	74.6	58.9	50.4	51.9	60.8	
no	10.7	18.2	22.8	20.5	17.2	
yes	8.8	14.5	17.3	18.3	14.0	
YES!	5.9	8.4	9.4	9.3	8.0	
N of Valid	2097	1931	1338	1301	6667	
N of Miss	312	180	205	179	876	

Table 174: How much do each of the following statements describe your neighborhood? fights





Response	6	8	10	12	Total	
NO!	57.5	47.2	49.2	53.9	52.2	
no	14.5	20.2	21.5	23.0	19.2	
yes	16.6	18.9	19.4	15.0	17.5	
YES!	11.4	13.7	9.8	8.2	11.1	
N of Valid	2084	1926	1330	1298	6638	
N of Miss	325	185	213	182	905	

Table 175: How much do each of the following statements describe your neighborhood? lots of empty or abandoned buildings





Response	6	8	10	12	Total	
NO!	73.7	65.1	61.3	63.6	66.7	
no	15.1	21.6	25.5	25.8	21.2	
yes	7.5	8.3	8.3	7.0	7.8	
YES!	3.7	5.0	4.8	3.6	4.3	
N of Valid	2079	1924	1331	1300	6634	
N of Miss	330	187	212	180	909	

Table 176: How much do each of the following statements describe your neighborhood? lots of graffiti





Response	6	8	10	12	Total	
NO!	76.5	67.8	66.1	69.7	70.6	
no	13.7	21.5	24.3	23.9	20.1	
yes	6.3	6.0	6.7	4.2	5.9	
YES!	3.5	4.6	2.8	2.2	3.4	
N of Valid	2062	1919	1335	1299	6615	
N of Miss	347	192	208	181	928	

Table 177: If I had to move, I would miss the neighborhood I now live in.





Response	6	8	10	12	Total	
NO!	21.6	21.1	17.5	20.8	20.5	
no	12.3	18.1	21.7	23.8	18.1	
yes	26.0	28.9	32.2	32.1	29.3	
YES!	40.2	31.9	28.6	23.3	32.1	
N of Valid	2097	1934	1334	1301	6666	
N of Miss	312	177	209	179	877	

Table 178: My neighbors notice when I am doing a good job and let me know about it.

Response	6	8	10	12	Total	
NO!	39.7	39.1	41.9	42.5	40.5	
no	27.1	31.2	33.8	35.5	31.3	
yes	19.2	19.4	16.9	14.2	17.8	
YES!	14.0	10.3	7.3	7.8	10.4	
N of Valid	2069	1917	1335	1300	6621	
N of Miss	340	194	208	180	922	

Table 179: I like my neighborhood.

Response	6	8	10	12	Total	
NO!	13.5	14.4	11.6	13.8	13.5	
no	9.4	12.6	13.7	13.0	11.9	
yes	34.4	39.2	46.6	49.5	41.2	
YES!	42.7	33.8	28.0	23.7	33.4	
N of Valid	2059	1905	1324	1296	6584	
N of Miss	350	206	219	184	959	

Table 180: There are lots of adults in my neighborhood I could talk to about something important.

Response	6	8	10	12	Total	
NO!	30.1	32.9	33.6	36.0	32.8	
no	24.2	27.0	31.5	32.9	28.2	
yes	24.6	23.2	22.5	20.9	23.0	
YES!	21.1	16.9	12.3	10.2	16.0	
N of Valid	2036	1903	1323	1299	6561	
N of Miss	373	208	220	181	982	

Table 181: I'd like to get out of my neighborhood.





Response	6	8	10	12	Total	
NO!	47.7	37.1	29.9	24.1	36.4	
no	25.3	30.5	36.8	38.4	31.7	
yes	13.6	18.1	19.7	22.4	17.9	
YES!	13.4	14.2	13.6	15.1	14.0	
N of Valid	2045	1909	1321	1288	6563	
N of Miss	364	202	222	192	980	

Table 182: There are people in my neighborhood who are proud of me when I do something well.





Response	6	8	10	12	Total	
NO!	27.0	27.5	26.3	29.4	27.5	
no	21.2	25.3	29.9	30.1	25.9	
yes	29.8	31.0	32.1	28.8	30.4	
YES!	21.9	16.1	11.7	11.7	16.2	
N of Valid	2038	1908	1321	1294	6561	
N of Miss	371	203	222	186	982	

Table 183: There are people in my neighborhood who encourage me to do my best.





Response	6	8	10	12	Total	
NO!	24.9	25.2	26.9	27.7	25.9	
no	19.7	21.9	27.8	28.9	23.8	
yes	28.4	31.9	30.8	29.2	30.1	
YES!	27.0	21.0	14.4	14.1	20.2	
N of Valid	2067	1903	1326	1294	6590	
N of Miss	342	208	217	186	953	

Table 184: I feel safe in my neighborhood.





Response	6	8	10	12	Total	
NO!	15.6	13.8	9.5	11.2	13.0	
no	13.3	15.9	13.5	12.2	13.9	
yes	29.8	36.7	43.5	46.4	37.8	
YES!	41.3	33.6	33.5	30.2	35.3	
N of Valid	2059	1903	1322	1290	6574	
N of Miss	350	208	221	190	969	

Table 185: Which of the following activities for people your age are available in your community? sports teams?



Response	6	8	10	12	Total	
No	28.7	28.9	30.3	33.2	30.0	
Yes	71.3	71.1	69.7	66.8	70.0	
N of Valid	2024	1902	1315	1299	6540	
N of Miss	385	209	228	181	1003	

Table 186: Which of the following activities for people your age are available in your community? scouting?



Response	6	8	10	12	Total	
No	56.7	59.9	60.2	58.2	58.7	
Yes	43.3	40.1	39.8	41.8	41.3	
N of Valid	1963	1880	1293	1286	6422	
N of Miss	446	231	250	194	1121	

Table 187: Which of the following activities for people your age are available in your community? boys and girls clubs?



Response	6	8	10	12	Total	
No	39.2	40.0	44.2	41.8	41.0	
Yes	60.8	60.0	55.8	58.2	59.0	
N of Valid	1990	1888	1302	1291	6471	
N of Miss	419	223	241	189	1072	

Table 188: Which of the following activities for people your age are available in your community? 4-H clubs?



Response	6	8	10	12	Total	
No	79.1	76.4	74.7	74.4	76.5	
Yes	20.9	23.6	25.3	25.6	23.5	
N of Valid	1874	1844	1283	1285	6286	
N of Miss	535	267	260	195	1257	

Table 189: Which of the following activities for people your age are available in your community? service clubs?



Response	6	8	10	12	Total	
No	61.4	60.1	56.7	54.9	58.7	
Yes	38.6	39.9	43.3	45.1	41.3	
N of Valid	1923	1866	1286	1289	6364	
N of Miss	486	245	257	191	1179	

Table 190: If a kid smoked marijuana in your neighborhood would he or she be caught by the police?





Response	6	8	10	12	Total	
NO!	19.3	24.3	23.2	26.5	23.0	
no	20.0	35.8	46.8	49.0	35.8	
yes	25.2	21.6	20.2	16.3	21.3	
YES!	35.6	18.3	9.8	8.3	19.9	
N of Valid	1983	1897	1313	1292	6485	
N of Miss	426	214	230	188	1058	

Table 191: If a kid drank some beer, wine or hard liquor (for example, vodka, whiskey, or gin) in your neighborhood would he or she be caught by the police?





Response	6	8	10	12	Total	
NO!	21.7	28.1	27.3	28.6	26.1	
no	26.0	40.0	49.7	51.2	39.9	
yes	24.5	18.4	16.6	13.9	19.0	
YES!	27.7	13.5	6.5	6.3	15.0	
N of Valid	1972	1893	1315	1292	6472	
N of Miss	437	218	228	188	1071	

Table 192: If a kid carried a handgun in your neighborhood would he or she be caught by the police?





Response	6	8	10	12	Total	
NO!	16.6	21.7	21.2	22.8	20.3	
no	14.7	25.9	36.1	37.9	27.0	
yes	25.3	27.0	25.7	23.2	25.5	
YES!	43.4	25.4	17.0	16.0	27.3	
N of Valid	1966	1890	1309	1292	6457	
N of Miss	443	221	234	188	1086	

Table 193: If you wanted to get some cigarettes, how easy would it be for you to get some?





Response	6	8	10	12	Total	
Very hard	75.6	51.0	28.4	19.2	47.4	
Sort of hard	6.7	12.8	14.1	8.8	10.4	
Sort of easy	7.3	16.6	24.6	18.3	15.8	
Very easy	10.4	19.5	32.9	53.7	26.4	
N of Valid	1930	1861	1287	1289	6367	
N of Miss	479	250	256	191	1176	

Table 194: If you wanted to get some beer, wine or hard liquor (for example, vodka, whiskey, or gin), how easy would it be for you to get some?





Response	6	8	10	12	Total	
Very hard	70.2	43.9	22.3	18.9	42.4	
Sort of hard	11.3	15.5	16.0	13.0	13.8	
Sort of easy	8.8	17.8	26.3	26.6	18.6	
Very easy	9.6	22.8	35.5	41.6	25.2	
N of Valid	1922	1853	1285	1288	6348	
N of Miss	487	258	258	192	1195	

Table 195: If you wanted to get a drug like cocaine, LSD, or amphetamines, how easy would it be for you to get some?





Response	6	8	10	12	Total	
Very hard	90.7	79.3	60.7	52.4	73.5	
Sort of hard	3.6	8.3	16.7	19.0	10.7	
Sort of easy	2.8	5.8	11.3	12.9	7.4	
Very easy	2.9	6.6	11.3	15.7	8.3	
N of Valid	1918	1848	1280	1282	6328	
N of Miss	491	263	263	198	1215	

Table 196: If you wanted to get a handgun, how easy would it be for you to get one?





Response	6	8	10	12	Total	
Very hard	81.8	64.5	52.6	44.6	63.2	
Sort of hard	7.0	13.4	16.9	16.8	12.9	
Sort of easy	6.1	9.6	14.0	16.8	10.9	
Very easy	5.1	12.5	16.5	21.9	13.0	
N of Valid	1908	1849	1282	1281	6320	
N of Miss	501	262	261	199	1223	

Table 197: If you wanted to get some marijuana, how easy would it be for you to get some?





Response	6	8	10	12	Total	
Very hard	87.3	61.3	32.6	24.9	55.9	
Sort of hard	4.4	9.4	11.1	6.9	7.7	
Sort of easy	3.4	9.5	18.8	18.5	11.4	
Very easy	4.8	19.8	37.5	49.7	25.0	
N of Valid	1895	1847	1281	1282	6305	
N of Miss	514	264	262	198	1238	

Table 198: During the past 12 months, have you participated in any alcohol prevention programs or seen any alcohol prevention messages in your school or community?
Yes, a school-based program focused on preventing underage drinking and/or drinking and driving.



Response	6	8	10	12	Total	
No	74.8	78.4	86.7	88.8	81.0	
Yes	25.2	21.6	13.3	11.2	19.0	
N of Valid	2409	2111	1543	1480	7543	
N of Miss	0	0	0	0	0	

Table 199: During the past 12 months, have you participated in any alcohol prevention programs or seen any alcohol prevention messages in your school or community? Yes, a community-based program focused on preventing underage drinking and/or drinking and driving (for example, through your church or temple or through youth groups like Boys and Girls Club or 4-H).



Response	6	8	10	12	Total	
No	91.2	93.3	94.2	94.5	93.1	
Yes	8.8	6.7	5.8	5.5	6.9	
N of Valid	2409	2111	1543	1480	7543	
N of Miss	0	0	0	0	0	

Table 200: During the past 12 months, have you participated in any alcohol prevention programs or seen any alcohol prevention messages in your school or community? Yes, a media campaign addressing underage drinking and/or drinking and driving (for example, newspaper ads, posters, pamphlets, radio, TV).



Response	6	8	10	12	Total	
No	90.4	89.9	87.3	87.6	89.1	
Yes	9.6	10.1	12.7	12.4	10.9	
N of Valid	2409	2111	1543	1480	7543	
N of Miss	0	0	0	0	0	

Table 201: During the past 12 months, have you participated in any alcohol prevention programs or seen any alcohol prevention messages in your school or community? No



Response	6	8	10	12	Total	
No	56.2	45.0	43.2	37.0	46.7	
Yes	43.8	55.0	56.8	63.0	53.3	
N of Valid	2409	2111	1543	1480	7543	
N of Miss	0	0	0	0	0	

Table 202: How wrong do your parents feel it would be for YOU to: drink beer, wine or hard liquor (for example, vodka, whiskey or gin) regularly?

Response	6	8	10	12	Total	
Very wrong	89.2	80.5	69.7	62.3	77.3	
Wrong	6.3	11.3	17.7	18.6	12.6	
A little bit wrong	3.1	6.0	10.0	15.0	7.8	
Not wrong at all	1.3	2.1	2.6	4.1	2.4	
N of Valid	1926	1853	1274	1285	6338	
N of Miss	483	258	269	195	1205	

Table 203: How wrong do your parents feel it would be for YOU to: smoke cigarettes?

Response	6	8	10	12	Total	
Very wrong	92.9	89.5	83.3	72.4	85.8	
Wrong	4.7	7.5	10.4	16.4	9.0	
A little bit wrong	1.3	1.8	4.0	7.7	3.3	
Not wrong at all	1.1	1.3	2.4	3.5	1.9	
N of Valid	1915	1850	1272	1283	6320	
N of Miss	494	261	271	197	1223	

Table 204: How wrong do your parents feel it would be for YOU to: smoke marijuana?

Response	6	8	10	12	Total	
Very wrong	97.2	91.1	85.8	78.9	89.4	
Wrong	1.2	5.0	7.2	11.0	5.5	
A little bit wrong	0.5	2.3	5.3	6.6	3.2	
Not wrong at all	1.1	1.6	1.7	3.5	1.8	
N of Valid	1893	1845	1263	1277	6278	
N of Miss	516	266	280	203	1265	

Table 205: How wrong do your parents feel it would be for YOU to: steal something worth more than \$5?

Response	6	8	10	12	Total	
Very wrong	85.8	83.2	83.9	82.9	84.1	
Wrong	10.6	11.6	11.3	14.0	11.7	
A little bit wrong	1.9	3.5	3.5	2.0	2.7	
Not wrong at all	1.6	1.7	1.3	1.1	1.5	
N of Valid	1906	1839	1268	1279	6292	
N of Miss	503	272	275	201	1251	

Table 206: How wrong do your parents feel it would be for YOU to: draw graffiti, write things, or draw pictures on buildings or other property (without the owner's permission)?

Response	6	8	10	12	Total	
Very wrong	88.7	84.2	79.8	78.8	83.6	
Wrong	6.4	9.8	13.4	13.6	10.3	
A little bit wrong	2.5	3.9	4.2	5.2	3.8	
Not wrong at all	2.3	2.1	2.5	2.3	2.3	
N of Valid	1910	1850	1275	1285	6320	
N of Miss	499	261	268	195	1223	

Table 207: How wrong do your parents feel it would be for YOU to: pick a fight with someone?

Response	6	8	10	12	Total	
Very wrong	71.8	61.7	61.0	61.2	64.5	
Wrong	16.9	21.9	22.8	25.1	21.2	
A little bit wrong	8.5	12.2	13.6	10.9	11.1	
Not wrong at all	2.8	4.2	2.6	2.8	3.2	
N of Valid	1904	1850	1273	1286	6313	
N of Miss	505	261	270	194	1230	

Table 208: During the past 12 months, have you talked with at least one of your parents about the dangers of underage drinking and/or drinking and driving? By parents, we mean either your biological parents, adoptive parents, stepparents, or adult guardians - whether or not they live with you.



Response	6	8	10	12	Total	
No	50.9	57.8	56.6	57.3	55.4	
Yes	49.1	42.2	43.4	42.7	44.6	
N of Valid	1771	1757	1257	1253	6038	
N of Miss	638	354	286	227	1505	

Table 209: Have any of your brothers or sisters ever: drunk beer, wine or hard liquor (for example, vodka, whiskey or gin)?




Response	6	8	10	12	Total	
No	78.4	58.6	43.5	37.4	57.2	
Yes	17.5	38.1	51.8	56.5	38.4	
I don't have any brothers or sisters	4.1	3.2	4.7	6.2	4.4	
N of Valid	1887	1847	1270	1279	6283	
N of Miss	522	264	273	201	1260	

Table 210: Have any of your brothers or sisters ever: smoked marijuana?




Response	6	8	10	12	Total	
No	90.8	76.8	62.3	54.1	73.4	
Yes	5.1	19.9	32.9	40.1	22.2	
I don't have any brothers or sisters	4.2	3.4	4.8	5.9	4.4	
N of Valid	1877	1843	1266	1280	6266	
N of Miss	532	268	277	200	1277	

Table 211: Have any of your brothers or sisters ever: smoked cigarettes?




Response	6	8	10	12	Total	
No	82.4	70.8	60.7	58.3	69.7	
Yes	13.3	25.9	34.5	35.7	25.9	
I don't have any brothers or sisters	4.3	3.3	4.7	6.0	4.5	
N of Valid	1866	1837	1266	1277	6246	
N of Miss	543	274	277	203	1297	

Table 212: Have any of your brothers or sisters ever: taken a handgun to school?




Response	6	8	10	12	Total	
No	94.8	93.2	91.9	90.2	92.8	
Yes	1.1	3.4	3.3	3.8	2.8	
I don't have any brothers or sisters	4.1	3.4	4.7	5.9	4.4	
N of Valid	1870	1837	1266	1280	6253	
N of Miss	539	274	277	200	1290	

Table 213: Have any of your brothers or sisters ever: been suspended or expelled from school?




Response	6	8	10	12	Total	
No	64.9	57.0	51.3	57.1	58.2	
Yes	30.9	39.7	43.8	36.9	37.3	
I don't have any brothers or sisters	4.3	3.3	5.0	6.0	4.5	
N of Valid	1858	1837	1266	1284	6245	
N of Miss	551	274	277	196	1298	

Table 214: The rules in my family are clear.

Response	6	8	10	12	Total	
NO!	6.9	5.6	4.3	5.9	5.8	
no	6.8	9.7	10.3	10.5	9.1	
yes	28.8	37.7	42.9	41.5	36.9	
YES!	57.5	47.1	42.4	42.2	48.2	
N of Valid	1867	1833	1269	1281	6250	
N of Miss	542	278	274	199	1293	

Table 215: People in my family often insult or yell at each other.

Response	6	8	10	12	Total	
NO!	34.2	25.3	17.1	20.4	25.3	
no	30.7	35.4	41.5	41.1	36.4	
yes	22.2	24.7	27.9	25.9	24.8	
YES!	12.9	14.7	13.5	12.6	13.5	
N of Valid	1862	1832	1268	1286	6248	
N of Miss	547	279	275	194	1295	

Table 216: When I am not at home, one of my parents knows where I am and who I am with.

Response	6	8	10	12	Total	
NO!	6.1	6.3	3.4	5.7	5.5	
no	4.7	8.0	8.1	9.1	7.3	
yes	25.7	33.2	42.8	44.0	35.1	
YES!	63.5	52.5	45.7	41.2	52.1	
N of Valid	1846	1828	1265	1283	6222	
N of Miss	563	283	278	197	1321	

Table 217: We argue about the same things in my family over and over.

Response	6	8	10	12	Total	
NO!	39.9	26.0	16.1	17.6	26.4	
no	28.6	32.7	32.9	33.6	31.7	
yes	19.0	25.6	32.3	32.4	26.4	
YES!	12.6	15.7	18.7	16.3	15.5	
N of Valid	1845	1826	1267	1281	6219	
N of Miss	564	285	276	199	1324	

Table 218: If you drank some beer or wine or liquor (for example, vodka, whiskey, or gin) without your parents' permission, would you be caught by your parents?

Response	6	8	10	12	Total	
NO!	18.0	20.4	20.2	26.4	20.9	
no	7.0	23.4	38.2	44.8	25.9	
yes	14.6	19.7	20.4	16.3	17.6	
YES!	60.4	36.4	21.2	12.6	35.6	
N of Valid	1874	1830	1262	1286	6252	
N of Miss	535	281	281	194	1291	

Table 219: My family has clear rules about alcohol and drug use.

Response	6	8	10	12	Total	
NO!	8.7	8.7	6.2	7.8	8.0	
no	5.3	8.2	13.2	12.4	9.2	
yes	13.9	26.4	32.1	37.5	26.1	
YES!	72.1	56.7	48.5	42.2	56.7	
N of Valid	1865	1835	1263	1290	6253	
N of Miss	544	276	280	190	1290	

Table 220: If you carried a handgun without your parents' permission, would you be caught by your parents?





Response	6	8	10	12	Total	
NO!	14.1	14.7	13.2	15.7	14.4	
no	4.4	10.6	19.2	22.4	12.9	
yes	10.7	18.9	24.5	23.9	18.6	
YES!	70.8	55.7	43.1	38.1	54.0	
N of Valid	1849	1827	1254	1277	6207	
N of Miss	560	284	289	203	1336	

Table 221: If you skipped school would you be caught by your parents?





Response	6	8	10	12	Total	
NO!	14.1	15.5	13.6	19.3	15.5	
no	7.9	17.8	29.9	37.1	21.3	
yes	15.1	22.7	26.0	24.0	21.4	
YES!	62.9	44.0	30.5	19.6	41.8	
N of Valid	1850	1815	1252	1285	6202	
N of Miss	559	296	291	195	1341	

Table 222: Do you feel very close to your mother?





Response	6	8	10	12	Total	
NO!	7.9	12.0	10.0	10.2	10.0	
no	5.6	9.8	13.9	13.5	10.1	
yes	17.9	22.2	29.9	29.8	24.1	
YES!	68.6	56.1	46.1	46.5	55.8	
N of Valid	1839	1810	1249	1280	6178	
N of Miss	570	301	294	200	1365	

Table 223: Do you share your thoughts and feelings with your mother?

Response	6	8	10	12	Total	
NO!	14.0	18.0	14.5	14.5	15.4	
no	14.3	21.1	24.0	22.6	20.0	
yes	22.2	25.1	31.9	32.2	27.1	
YES!	49.5	35.8	29.6	30.7	37.5	
N of Valid	1834	1814	1254	1285	6187	
N of Miss	575	297	289	195	1356	

Table 224: My parents ask me what I think before most family decisions affecting me are made.

Response	6	8	10	12	Total	
NO!	15.4	16.1	15.5	15.4	15.6	
no	16.4	19.5	26.6	26.2	21.4	
yes	28.2	35.1	35.9	36.4	33.5	
YES!	39.9	29.4	22.0	22.0	29.4	
N of Valid	1795	1794	1241	1282	6112	
N of Miss	614	317	302	198	1431	

Table 225: Do you share your thoughts and feelings with your father?

Response	6	8	10	12	Total	
NO!	26.2	30.8	32.3	32.1	30.0	
no	19.0	24.4	29.7	26.0	24.2	
yes	22.1	23.0	22.4	25.7	23.2	
YES!	32.7	21.9	15.6	16.1	22.6	
N of Valid	1815	1798	1236	1279	6128	
N of Miss	594	313	307	201	1415	

Table 226: Do you enjoy spending time with your mother?





Response	6	8	10	12	Total	
NO!	6.2	9.3	6.8	7.9	7.6	
no	4.5	6.9	10.3	9.8	7.5	
yes	22.8	32.2	41.2	41.1	33.1	
YES!	66.5	51.6	41.6	41.3	51.9	
N of Valid	1820	1807	1239	1281	6147	
N of Miss	589	304	304	199	1396	

Table 227: Do you enjoy spending time with your father?





Response	6	8	10	12	Total	
NO!	14.9	19.2	20.0	22.0	18.7	
no	6.1	9.2	13.7	14.2	10.2	
yes	22.3	30.0	38.2	37.7	31.0	
YES!	56.7	41.6	28.1	26.2	40.1	
N of Valid	1788	1785	1222	1271	6066	
N of Miss	621	326	321	209	1477	

Table 228: If I had a personal problem, I could ask my mom or dad for help.





Response	6	8	10	12	Total	
NO!	10.7	13.7	12.5	13.9	12.6	
no	5.6	11.0	16.1	14.3	11.1	
yes	22.0	29.4	34.5	35.3	29.5	
YES!	61.7	46.0	36.9	36.4	46.8	
N of Valid	1806	1801	1234	1277	6118	
N of Miss	603	310	309	203	1425	

Table 229: Do you feel very close to your father?

Response	6	8	10	12	Total	
NO!	16.6	22.5	26.2	26.0	22.3	
no	10.4	15.2	22.2	21.2	16.5	
yes	20.3	25.2	25.0	28.7	24.4	
YES!	52.8	37.0	26.6	24.1	36.8	
N of Valid	1786	1784	1221	1275	6066	
N of Miss	623	327	322	205	1477	

Table 230: My parents give me lots of chances to do fun things with them.

Response	6	8	10	12	Total	
NO!	8.5	11.0	10.7	14.5	10.9	
no	10.1	14.9	23.1	25.6	17.4	
yes	24.8	33.3	37.3	36.1	32.2	
YES!	56.5	40.8	29.0	23.8	39.5	
N of Valid	1804	1798	1239	1279	6120	
N of Miss	605	313	304	201	1423	

Table 231: My parents ask if I've gotten my homework done.

Response	6	8	10	12	Total	
NO!	6.2	8.6	7.9	13.0	8.7	
no	2.5	7.0	13.5	17.5	9.2	
yes	19.4	29.1	35.5	39.5	29.7	
YES!	72.0	55.3	43.1	30.0	52.5	
N of Valid	1816	1802	1234	1284	6136	
N of Miss	593	309	309	196	1407	

Table 232: People in my family have serious arguments.

Response	6	8	10	12	Total	
NO!	36.6	27.3	17.8	21.2	26.8	
no	29.1	36.9	42.9	41.5	36.8	
yes	18.0	20.0	24.0	24.2	21.1	
YES!	16.3	15.7	15.3	13.0	15.2	
N of Valid	1784	1792	1232	1281	6089	
N of Miss	625	319	311	199	1454	

Table 233: Would your parents know if you did not come home on time?

Response	6	8	10	12	Total	
NO!	7.3	8.6	7.1	8.7	8.0	
no	7.4	11.3	14.7	15.2	11.7	
yes	23.2	32.1	36.9	39.4	32.0	
YES!	62.1	48.0	41.2	36.7	48.4	
N of Valid	1796	1793	1232	1283	6104	
N of Miss	613	318	311	197	1439	

Table 234: It is important to be honest with your parents, even if they become upset or you get punished.

Response	6	8	10	12	Total	
NO!	7.3	8.6	7.2	6.9	7.6	
no	3.2	7.4	12.5	12.5	8.3	
yes	21.7	34.2	38.4	42.7	33.2	
YES!	67.8	49.9	42.0	37.9	51.0	
N of Valid	1790	1795	1230	1284	6099	
N of Miss	619	316	313	196	1444	

Table 235: My parents notice when I am doing a good job and let me know about it.


Response	6	8	10	12	Total	
Never or Almost Never	8.2	10.2	9.1	11.3	9.6	
Sometimes	17.0	23.6	31.0	29.6	24.4	
Often	26.7	28.9	27.5	29.3	28.1	
All the time	48.1	37.3	32.4	29.8	37.9	
N of Valid	1804	1800	1235	1280	6119	
N of Miss	605	311	308	200	1424	

Table 236: How often do your parents tell you they're proud of you for something you've done?


Response	6	8	10	12	Total	
Never or Almost Never	8.4	10.5	10.9	12.1	10.3	
Sometimes	14.6	22.5	30.1	29.2	23.1	
Often	27.2	31.3	28.7	31.9	29.7	
All the time	49.8	35.7	30.3	26.8	36.9	
N of Valid	1786	1796	1233	1278	6093	
N of Miss	623	315	310	202	1450	

Table 237: How many brothers and sisters, including stepbrothers and stepsisters, do you have that are younger than you?

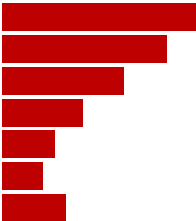
Response	6	8	10	12	Total	
0	27.0	28.7	30.4	32.8	29.4	
1	25.7	23.1	25.4	24.5	24.6	
2	18.1	18.5	16.0	16.3	17.4	
3	11.5	11.1	9.4	9.9	10.6	
4	5.6	6.5	5.8	6.0	6.0	
5	4.1	3.7	4.5	3.8	4.0	
6 or more	8.1	8.3	8.4	6.7	7.9	
N of Valid	1788	1795	1232	1277	6092	
N of Miss	621	316	311	203	1451	

Table 238: How many brothers and sisters, including stepbrothers and stepsisters, do you have that are older than you?








Response	6	8	10	12	Total	
0	28.8	28.1	28.5	31.9	29.2	
1	23.8	24.1	25.4	24.2	24.3	
2	16.6	17.4	16.1	17.0	16.8	
3	10.7	11.5	11.9	10.7	11.2	
4	6.5	6.3	5.7	5.2	6.0	
5	4.7	4.0	3.6	5.4	4.4	
6 or more	8.9	8.6	8.7	5.6	8.1	
N of Valid	1813	1811	1238	1279	6141	
N of Miss	596	300	305	201	1402	

Table 239: Have you changed homes in the past year (the last 12 months)?



Response	6	8	10	12	Total	
No	64.0	69.1	71.3	75.5	69.4	
Yes	36.0	30.9	28.7	24.5	30.6	
N of Valid	1792	1804	1243	1278	6117	
N of Miss	617	307	300	202	1426	

Table 240: How many times have you changed homes since kindergarten?






Response	6	8	10	12	Total	
Never	29.6	27.2	24.1	24.3	26.7	
1 or 2 times	32.3	29.3	28.9	29.6	30.2	
3 or 4 times	20.6	20.9	22.1	21.5	21.2	
5 or 6 times	8.7	11.7	11.6	13.3	11.1	
7 or more times	8.8	11.0	13.3	11.3	10.9	
N of Valid	1775	1793	1235	1281	6084	
N of Miss	634	318	308	199	1459	

Table 241: Have you changed schools (including changing from elementary to middle and middle to high school) in the past year?



Response	6	8	10	12	Total	
No	29.1	61.5	64.2	72.1	54.9	
Yes	70.9	38.5	35.8	27.9	45.1	
N of Valid	1757	1786	1227	1271	6041	
N of Miss	652	325	316	209	1502	

Table 242: How many times have you changed schools since kindergarten (including changing from elementary to middle and middle to high school)?






Response	6	8	10	12	Total	
Never	21.5	18.4	12.5	13.1	17.0	
1 or 2 times	42.9	38.4	23.0	22.0	33.1	
3 or 4 times	22.5	26.2	34.7	37.8	29.3	
5 or 6 times	8.8	10.5	18.1	16.5	12.8	
7 or more times	4.2	6.5	11.7	10.5	7.7	
N of Valid	1770	1789	1236	1279	6074	
N of Miss	639	322	307	201	1469	

Table 243: Has anyone in your family ever had severe alcohol or drug problems?



Response	6	8	10	12	Total	
No	72.8	63.2	56.6	54.4	62.8	
Yes	27.2	36.8	43.4	45.6	37.2	
N of Valid	1753	1779	1227	1269	6028	
N of Miss	656	332	316	211	1515	

Table 244: About how many adults (over 21) have you known personally who in the past year have: used marijuana, crack, cocaine, or other drugs?






Response	6	8	10	12	Total	
0	75.9	61.3	46.0	40.4	58.0	
1	11.9	14.2	14.9	14.5	13.7	
2	5.6	7.4	11.3	12.4	8.7	
3-4	3.1	6.6	10.1	11.3	7.3	
5+	3.4	10.5	17.8	21.4	12.2	
N of Valid	1758	1797	1233	1279	6067	
N of Miss	651	314	310	201	1476	

Table 245: About how many adults (over 21) have you known personally who in the past year have: sold or dealt drugs?






Response	6	8	10	12	Total	
0	84.5	70.0	59.2	53.6	68.6	
1	8.0	10.8	11.5	11.8	10.4	
2	3.8	6.9	9.5	11.1	7.4	
3-4	1.4	3.6	6.8	9.7	4.9	
5+	2.3	8.6	12.9	13.7	8.7	
N of Valid	1753	1786	1231	1277	6047	
N of Miss	656	325	312	203	1496	

Table 246: About how many adults (over 21) have you known personally who in the past year have: done other things that could get them in trouble with the police, like stealing, selling stolen goods, mugging or assaulting others, etc.?






Response	6	8	10	12	Total	
0	77.8	65.5	54.3	53.9	64.3	
1	12.7	12.7	13.4	12.8	12.9	
2	4.2	6.8	9.4	10.1	7.3	
3-4	2.8	5.6	8.8	8.8	6.1	
5+	2.6	9.3	14.1	14.3	9.4	
N of Valid	1751	1790	1231	1272	6044	
N of Miss	658	321	312	208	1499	

Table 247: About how many adults (over 21) have you known personally who in the past year have: gotten drunk or high?










Response	6	8	10	12	Total	
0	58.9	41.7	27.4	25.7	40.4	
1	19.4	16.9	14.6	14.0	16.5	
2	7.8	10.7	13.5	11.5	10.6	
3-4	4.9	8.3	10.5	12.0	8.6	
5+	9.0	22.3	34.0	36.7	23.9	
N of Valid	1740	1786	1224	1275	6025	
N of Miss	669	325	319	205	1518	

Table 248: How honest were you in filling out this survey?

Response	6	8	10	12	Total	
I was very honest	83.7	76.3	80.6	80.1	80.1	
I was honest pretty much of the time	13.5	19.2	16.1	15.5	16.1	
I was honest some of the time	2.2	3.2	2.7	3.0	2.8	
I was honest once in a while	0.6	1.3	0.6	1.3	1.0	
I was not honest at all	0.0	0.0	0.0	0.0	0.0	
N of Valid	1764	1806	1246	1282	6098	
N of Miss	645	305	297	198	1445	