

# 2008 APNA

Arkansas Prevention Needs Assessment Student Survey



Saline County Frequency Distribution Report

Office of Alcohol and Drug Abuse Prevention  
Division of Behavioral Health Services  
Arkansas Department of Human Services  
March 2009

## Contents

### 1 INTRODUCTION

12

### 2 PERCENTAGE TABLES

17

## List of Tables

1	Sex . . . . .	18
2	Age . . . . .	18
3	Are you Hispanic or Latino? . . . . .	18
4	What is your race? Black or African American . . . . .	19
5	What is your race? Asian . . . . .	19
6	What is your race? American Indian . . . . .	19
7	What is your race? Alaska Native . . . . .	19
8	What is your race? White . . . . .	20
9	What is your race? Native Hawaiian or Other Pacific Islander . . . . .	20
10	What is your race? Other . . . . .	20
11	What is the highest level of schooling completed by your mother or father? . . . . .	21
12	Think of where you live most of the time. Which of the following people live there with you? Mother . . . . .	21
13	Think of where you live most of the time. Which of the following people live there with you? Stepmother . . . . .	21
14	Think of where you live most of the time. Which of the following people live there with you? Foster Mother . . . . .	22
15	Think of where you live most of the time. Which of the following people live there with you? Grandmother . . . . .	22
16	Think of where you live most of the time. Which of the following people live there with you? Aunt . . . . .	22
17	Think of where you live most of the time. Which of the following people live there with you? Father . . . . .	22

18	Think of where you live most of the time. Which of the following people live there with you? Stepfather . . . . .	23
19	Think of where you live most of the time. Which of the following people live there with you? Foster Father . . . . .	23
20	Think of where you live most of the time. Which of the following people live there with you? Grandfather . . . . .	23
21	Think of where you live most of the time. Which of the following people live there with you? Uncle . . . . .	23
22	Think of where you live most of the time. Which of the following people live there with you? Other Adults . . . . .	24
23	Think of where you live most of the time. Which of the following people live there with you? Brother(s) . . . . .	24
24	Think of where you live most of the time. Which of the following people live there with you? Stepbrother(s) . . . . .	24
25	Think of where you live most of the time. Which of the following people live there with you? Sister(s) . . . . .	24
26	Think of where you live most of the time. Which of the following people live there with you? Stepsister(s) . . . . .	25
27	Think of where you live most of the time. Which of the following people live there with you? Other Children . . . . .	25
28	In my school, students have lots of chances to help decide things like class activities and rules. . . . .	25
29	Teachers ask me to work on special classroom projects. . . . .	26
30	My teacher(s) notices when I am doing a good job and lets me know about it. . . . .	26
31	There are lots of chances for students in my school to get involved in sports, clubs, and other school activities outside of class. . . .	26
32	There are lots of chances for students in my school to talk with a teacher one-on-one. . . . .	27

33	I feel safe at my school. . . . .	27
34	The school lets my parents know when I have done something well. . . . .	27
35	My teachers praise me when I work hard in school. . . . .	28
36	Are your school grades better than the grades of most students in your class? . . . . .	28
37	I have lots of chances to be part of class discussions or activities. . . . .	28
38	Now thinking back over the past year in school, how often did you: enjoy being in school? . . . . .	29
39	Now thinking back over the past year in school, how often did you: hate being in school? . . . . .	29
40	Now thinking back over the past year in school, how often did you: try to do your best work in school? . . . . .	29
41	How often do you feel that the school work you are assigned is meaningful and important? . . . . .	30
42	Putting them all together, what were your grades like last year? . . . . .	30
43	How important do you think the things you are learning in school are going to be for your later life? . . . . .	30
44	How interesting are most of your courses to you? . . . . .	31
45	During the LAST FOUR WEEKS how many whole days of school have you missed because you skipped or 'cut'? . . . . .	31
46	Think of your four best friends (the friends you feel closest to). In the past year (12 months), how many of your best friends have: participated in clubs, organizations or activities at school? . . . .	31
47	Think of your four best friends (the friends you feel closest to). In the past year (12 months), how many of your best friends have: smoked cigarettes? . . . . .	32

48	Think of your four best friends (the friends you feel closest to). In the past year (12 months), how many of your best friends have: tried beer, wine or hard liquor (for example, vodka, whiskey, or gin) when their parents didn't know about it? . . . . .	32
49	Think of your four best friends (the friends you feel closest to). In the past year (12 months), how many of your best friends have: made a commitment to stay drug-free? . . . . .	32
50	Think of your four best friends (the friends you feel closest to). In the past year (12 months), how many of your best friends have: used marijuana? . . . . .	33
51	Think of your four best friends (the friends you feel closest to). In the past year (12 months), how many of your best friends have: tried to do well in school? . . . . .	33
52	Think of your four best friends (the friends you feel closest to). In the past year (12 months), how many of your best friends have: used LSD, cocaine, amphetamines, or other illegal drugs? . . . . .	33
53	Think of your four best friends (the friends you feel closest to). In the past year (12 months), how many of your best friends have: been suspended from school? . . . . .	34
54	Think of your four best friends (the friends you feel closest to). In the past year (12 months), how many of your best friends have: liked school? . . . . .	34
55	Think of your four best friends (the friends you feel closest to). In the past year (12 months), how many of your best friends have: carried a handgun? . . . . .	34
56	Think of your four best friends (the friends you feel closest to). In the past year (12 months), how many of your best friends have: sold illegal drugs? . . . . .	35
57	Think of your four best friends (the friends you feel closest to). In the past year (12 months), how many of your best friends have: regularly attended religious services? . . . . .	35

58	Think of your four best friends (the friends you feel closest to). In the past year (12 months), how many of your best friends have: stolen or tried to steal a motor vehicle such as a car or motorcycle? . . . . .	35
59	Think of your four best friends (the friends you feel closest to). In the past year (12 months), how many of your best friends have: been arrested? . . . . .	36
60	Think of your four best friends (the friends you feel closest to). In the past year (12 months), how many of your best friends have: dropped out of school? . . . . .	36
61	Think of your four best friends (the friends you feel closest to). In the past year (12 months), how many of your best friends have: been members of a gang? . . . . .	36
62	What are the chances you would be seen as cool if you: smoked cigarettes? . . . . .	37
63	What are the chances you would be seen as cool if you: worked hard at school? . . . . .	37
64	What are the chances you would be seen as cool if you: began drinking alcoholic beverages regularly, that is, at least once or twice a month? . . . . .	37
65	What are the chances you would be seen as cool if you: defended someone who was being verbally abused at school? . . . . .	38
66	What are the chances you would be seen as cool if you: smoked marijuana? . . . . .	38
67	What are the chances you would be seen as cool if you: carried a handgun? . . . . .	38
68	What are the chances you would be seen as cool if you: regularly volunteered to do community service? . . . . .	39
69	How old were you when you first: smoked marijuana? . . . . .	39
70	How old were you when you first: smoked a cigarette, even just a puff? . . . . .	40

71	How old were you when you first: had more than a sip or two of beer, wine or hard liquor (for example, vodka, whiskey, or gin)? . . . . .	40
72	How old were you when you first: began drinking alcoholic beverages regularly, that is, at least once or twice a month? . . . . .	41
73	How old were you when you first: used phenoxydine (pox, px, breeze)? . . . . .	41
74	How old were you when you first: got suspended from school? . . . . .	42
75	How old were you when you first: got arrested? . . . . .	42
76	How old were you when you first: carried a handgun? . . . . .	43
77	How old were you when you first: attacked someone with the idea of seriously hurting them? . . . . .	43
78	How old were you when you first: belonged to a gang? . . . . .	44
79	How wrong do you think it is for someone your age to: take a handgun to school? . . . . .	44
80	How wrong do you think it is for someone your age to: steal anything worth more than \$5? . . . . .	44
81	How wrong do you think it is for someone your age to: pick a fight with someone? . . . . .	45
82	How wrong do you think it is for someone your age to: attack someone with the idea of seriously hurting them? . . . . .	45
83	How wrong do you think it is for someone your age to: stay away from school all day when their parents think they are at school? . . . . .	45
84	How wrong do you think it is for someone your age to: drink beer, wine or hard liquor (for example, vodka, whiskey, or gin) regularly? . . . . .	46
85	How wrong do you think it is for someone your age to: smoke cigarettes? . . . . .	46

86	How wrong do you think it is for someone your age to: smoke marijuana? . . . . .	46
87	How wrong do you think it is for someone your age to: use LSD, cocaine, amphetamines or another illegal drug? . . . . .	47
88	At school during the past 12 months, did you receive help from the resource teacher, speech therapist or other special education teacher? . . . . .	47
89	How many times have you done the following things? done what feels good no matter what. . . . .	47
90	How many times have you done the following things? done something dangerous because someone dared you to do it. . . . .	48
91	How many times have you done the following things? done crazy things even if they are a little dangerous. . . . .	48
92	How many times in the past year (12 months) have you: been suspended from school? . . . . .	49
93	How many times in the past year (12 months) have you: carried a handgun? . . . . .	49
94	How many times in the past year (12 months) have you: sold illegal drugs? . . . . .	50
95	How many times in the past year (12 months) have you: stolen or tried to steal a motor vehicle such as a car or motorcycle? . . . . .	50
96	How many times in the past year (12 months) have you: participated in clubs, organizations or activities at school? . . . . .	51
97	How many times in the past year (12 months) have you: been arrested? . . . . .	51
98	How many times in the past year (12 months) have you: done extra work on your own for school? . . . . .	52
99	How many times in the past year (12 months) have you: attacked someone with the idea of seriously hurting them? . . . . .	52

100	How many times in the past year (12 months) have you: been drunk or high at school? . . . . .	53
101	How many times in the past year (12 months) have you: volunteered to do community service? . . . . .	53
102	How many times in the past year (12 months) have you: taken a handgun to school? . . . . .	54
103	Are you currently on probation, or assigned a probation officer with Juvenile Court? . . . . .	54
104	Have you ever belonged to a gang? . . . . .	54
105	If you have ever belonged to a gang, did that gang have a name? . . . . .	55
106	You're looking at CD's in a music store with a friend. You look up and see her slip a CD under her coat. She smiles and says 'Which one do you want? Go ahead, take it while nobody's around.' There is nobody in sight, no employees and no other customers. What would you do now? . . . . .	55
107	You are visiting another part of town, and you don't know any of the people your age there. You are walking down the street, and some teenager you don't know is walking toward you. He is about your size, and as he is about to pass you, he deliberately bumps into you and you almost lose your balance. What would you say or do? . . . . .	55
108	You are at a party at someone's house, and one of your friends offers you a drink containing alcohol. What would you say or do? . . . . .	56
109	It's 8:00 on a weeknight and you are about to go over to a friend's home when your mother asks you where you are going. You say 'Oh, just going to go hang out with some friends.' She says, 'No, you'll just get into trouble if you go out. Stay home tonight.' What would you do now? . . . . .	56
110	How often do you attend religious services or activities? . . . . .	56
111	I do the opposite of what people tell me, just to get them mad. . . . .	57
112	I like to see how much I can get away with. . . . .	57

113	I ignore rules that get in my way. . . . .	57
114	I think sometimes it's okay to cheat at school. . . . .	58
115	It is important to think before you act. . . . .	58
116	Sometimes I think that life is not worth it. . . . .	58
117	At times I think I am no good at all. . . . .	59
118	All in all, I am inclined to think that I am a failure. . . . .	59
119	In the past year, have you felt depressed or sad MOST days, even if you felt okay sometimes? . . . . .	59
120	It is all right to beat up people if they start the fight. . . . .	60
121	I think it is okay to take something without asking if you can get away with it. . . . .	60
122	Sometimes we don't know what we will do as adults, but we may have an idea. Please answer how true these statements may be for you. WHEN I AM AN ADULT I WILL: smoke cigarettes. . . . .	60
123	Sometimes we don't know what we will do as adults, but we may have an idea. Please answer how true these statements may be for you. WHEN I AM AN ADULT I WILL: drink beer, wine, or liquor. . . . .	61
124	Sometimes we don't know what we will do as adults, but we may have an idea. Please answer how true these statements may be for you. WHEN I AM AN ADULT I WILL: smoke marijuana. . . . .	61
125	Sometimes we don't know what we will do as adults, but we may have an idea. Please answer how true these statements may be for you. WHEN I AM AN ADULT I WILL: use LSD, cocaine, amphetamines or another illegal drug. . . . .	61
126	How much do you think people risk harming themselves (physically or in other ways) if they: smoked one or more packs of cigarettes per day? . . . . .	62

127	How much do you think people risk harming themselves (physically or in other ways) if they: try marijuana once or twice? . . . .	62
128	How much do you think people risk harming themselves (physically or in other ways) if they: smoke marijuana regularly? . . . .	62
129	How much do you think people risk harming themselves (physically or in other ways) if they: take one or two drinks of an alcoholic beverage (beer, wine, liquor) nearly every day? . . . .	63
130	How much do you think people risk harming themselves (physically or in other ways) if they: have five or more drinks once or twice each weekend? . . . .	63
131	On how many occasions have you had alcoholic beverages (beer, wine or hard liquor) to drink in your lifetime - more than just a few sips? . . . .	63
132	On how many occasions have you had beer, wine or hard liquor to drink during the past 30 days? . . . .	64
133	On how many occasions have you used marijuana (grass, pot) or hashish (hash, hash oil) in your lifetime? . . . .	64
134	On how many occasions have you used marijuana (grass, pot) or hashish (hash, hash oil) during the past 30 days? . . . .	65
135	On how many occasions have you used LSD or other psychedelics in your lifetime? . . . .	65
136	On how many occasions have you used LSD or other psychedelics during the past 30 days? . . . .	66
137	On how many occasions have you used cocaine or crack in your lifetime? . . . .	66
138	On how many occasions have you used cocaine or crack during the past 30 days? . . . .	67
139	On how many occasions have you sniffed glue, breathed the contents of an aerosol spray can, or inhaled other gases or sprays, in order to get high in your lifetime? . . . .	67

140	On how many occasions have you sniffed glue, breathed the contents of an aerosol spray can, or inhaled other gases or sprays, in order to get high during the past 30 days? . . . .	68
141	On how many occasions have you used phenoxydine (pox, px, breeze) in your lifetime? . . . .	68
142	On how many occasions have you used phenoxydine (pox, px, breeze) during the past 30 days? . . . .	69
143	On how many occasions have you used sedatives (tranquilizers, such as Valium or Xanax, barbiturates, or sleeping pills) without a doctor telling you to take them, in your lifetime? . . . .	69
144	On how many occasions have you used sedatives (tranquilizers, such as Valium or Xanax, barbiturates, or sleeping pills) without a doctor telling you to take them, during the past 30 days? . . . .	70
145	On how many occasions have you used Methamphetamines (meth, speed, crank, crystal meth) in your lifetime? . . . .	70
146	On how many occasions have you used Methamphetamines (meth, speed, crank, crystal meth) in the past 30 days? . . . .	71
147	On how many occasions have you used stimulants, other than Methamphetamines (such as amphetamines, Ritalin or Dexedrine) without a doctor telling you to take them, in your lifetime? . . . .	71
148	On how many occasions have you used stimulants, other than Methamphetamines (such as amphetamines, Ritalin or Dexedrine) without a doctor telling you to take them, during the past 30 days? . . . .	72
149	On how many occasions have you used heroin or other opiates in your lifetime? . . . .	72
150	On how many occasions have you used heroin or other opiates during the past 30 days? . . . .	73
151	On how many occasions have you used MDMA ('X', 'E', or ecstasy) in your lifetime? . . . .	73



152	On how many occasions have you used MDMA ('X', 'E', or ecstasy) during the past 30 days? . . . . .	74
153	On how many occasions have you taken prescription drugs (such as Valium, Xanax, Ritalin, Adderall, OxyContin, Darvocet, or sleeping pills) on your own-that is, without a doctor telling you to take them in your lifetime? . . . . .	74
154	On how many occasions have you taken prescription drugs (such as Valium, Xanax, Ritalin, Adderall, OxyContin, Darvocet, or sleeping pills) on your own-that is, without a doctor telling you to take them during the past 30 days? . . . . .	75
155	On how many occasions have you taken non-prescription medicines such as diet pills (for example, Dietac, Dexatrim or Prolamine), stay-awake pills (for example No-Doz, Vivarin, or Wake), or cough or cold medicines (robos, DXM, etc.) to get high in your lifetime? . . . . .	75
156	On how many occasions have you taken non-prescription medicines such as diet pills (for example, Dietac, Dexatrim or Prolamine), stay-awake pills (for example No-Doz, Vivarin, or Wake), or cough or cold medicines (robos, DXM, etc.) to get high during the past 30 days? . . . . .	76
157	On how many occasions have you been drunk or very high from drinking alcoholic beverages during the past 30 days? . . . . .	76
158	Think back over the last two weeks. How many times have you had five or more alcoholic drinks in a row? . . . . .	77
159	Have you ever used smokeless tobacco (chew, snuff, plug, dipping tobacco, or chewing tobacco)? . . . . .	77
160	How often have you taken smokeless tobacco during the past 30 days? . . . . .	77
161	Have you ever smoked cigarettes? . . . . .	78
162	How frequently have you smoked cigarettes during the past 30 days? . . . . .	78

163	During the last month, about how many marijuana cigarettes, or the equivalent, did you smoke a day, on the average? . . . . .	79
164	If you drank alcohol (not just a sip or taste) in the past year, how did you usually get it? . . . . .	79
165	If you drank alcohol (not just a sip or taste) in the past year, where did you usually drink it? . . . . .	80
166	If you smoked cigarettes (not just a puff or drag) in the past year, how did you usually get them? . . . . .	81
167	If you smoked cigarettes (not just a puff or drag) in the past year, where did you usually smoke them? . . . . .	82
168	During the past 30 days, how many times did you ride in a car or other vehicle driven by someone who had been drinking alcohol? . . . . .	82
169	During the past 30 days, how many times did you drive a car or other vehicle when you had been drinking alcohol? . . . . .	83
170	How wrong would most adults (over 21) in your neighborhood think it is for kids your age: to use marijuana? . . . . .	83
171	How wrong would most adults (over 21) in your neighborhood think it is for kids your age: to drink alcohol? . . . . .	83
172	How wrong would most adults (over 21) in your neighborhood think it is for kids your age: to smoke cigarettes? . . . . .	84
173	How much do each of the following statements describe your neighborhood? crime and/or drug selling . . . . .	84
174	How much do each of the following statements describe your neighborhood? fights . . . . .	84
175	How much do each of the following statements describe your neighborhood? lots of empty or abandoned buildings . . . . .	85
176	How much do each of the following statements describe your neighborhood? lots of graffiti . . . . .	85
177	If I had to move, I would miss the neighborhood I now live in. . . . .	85



178	My neighbors notice when I am doing a good job and let me know about it. . . . .	86
179	I like my neighborhood. . . . .	86
180	There are lots of adults in my neighborhood I could talk to about something important. . . . .	86
181	I'd like to get out of my neighborhood. . . . .	87
182	There are people in my neighborhood who are proud of me when I do something well. . . . .	87
183	There are people in my neighborhood who encourage me to do my best. . . . .	87
184	I feel safe in my neighborhood. . . . .	88
185	Which of the following activities for people your age are available in your community? sports teams? . . . . .	88
186	Which of the following activities for people your age are available in your community? scouting? . . . . .	88
187	Which of the following activities for people your age are available in your community? boys and girls clubs? . . . . .	89
188	Which of the following activities for people your age are available in your community? 4-H clubs? . . . . .	89
189	Which of the following activities for people your age are available in your community? service clubs? . . . . .	89
190	If a kid smoked marijuana in your neighborhood would he or she be caught by the police? . . . . .	90
191	If a kid drank some beer, wine or hard liquor (for example, vodka, whiskey, or gin) in your neighborhood would he or she be caught by the police? . . . . .	90
192	If a kid carried a handgun in your neighborhood would he or she be caught by the police? . . . . .	90

193	If you wanted to get some cigarettes, how easy would it be for you to get some? . . . . .	91
194	If you wanted to get some beer, wine or hard liquor (for example, vodka, whiskey, or gin), how easy would it be for you to get some? . . . . .	91
195	If you wanted to get a drug like cocaine, LSD, or amphetamines, how easy would it be for you to get some? . . . . .	91
196	If you wanted to get a handgun, how easy would it be for you to get one? . . . . .	92
197	If you wanted to get some marijuana, how easy would it be for you to get some? . . . . .	92
198	During the past 12 months, have you participated in any alcohol prevention programs or seen any alcohol prevention messages in your school or community? Yes, a school-based program focused on preventing underage drinking and/or drinking and driving. . . . .	92
199	During the past 12 months, have you participated in any alcohol prevention programs or seen any alcohol prevention messages in your school or community? Yes, a community-based program focused on preventing underage drinking and/or drinking and driving (for example, through your church or temple or through youth groups like Boys and Girls Club or 4-H). . . . .	93
200	During the past 12 months, have you participated in any alcohol prevention programs or seen any alcohol prevention messages in your school or community? Yes, a media campaign addressing underage drinking and/or drinking and driving (for example, newspaper ads, posters, pamphlets, radio, TV). . . . .	93
201	During the past 12 months, have you participated in any alcohol prevention programs or seen any alcohol prevention messages in your school or community? No . . . . .	93
202	How wrong do your parents feel it would be for YOU to: drink beer, wine or hard liquor (for example, vodka, whiskey or gin) regularly? . . . . .	94
203	How wrong do your parents feel it would be for YOU to: smoke cigarettes? . . . . .	94

204	How wrong do your parents feel it would be for YOU to: smoke marijuana? . . . . .	94
205	How wrong do your parents feel it would be for YOU to: steal something worth more than \$5? . . . . .	95
206	How wrong do your parents feel it would be for YOU to: draw graffiti, write things, or draw pictures on buildings or other property (without the owner's permission)? . . . . .	95
207	How wrong do your parents feel it would be for YOU to: pick a fight with someone? . . . . .	95
208	During the past 12 months, have you talked with at least one of your parents about the dangers of underage drinking and/or drinking and driving? By parents, we mean either your biological parents, adoptive parents, stepparents, or adult guardians - whether or not they live with you. . . . .	96
209	Have any of your brothers or sisters ever: drunk beer, wine or hard liquor (for example, vodka, whiskey or gin)? . . . . .	96
210	Have any of your brothers or sisters ever: smoked marijuana? . . . . .	96
211	Have any of your brothers or sisters ever: smoked cigarettes? . . . . .	97
212	Have any of your brothers or sisters ever: taken a handgun to school? . . . . .	97
213	Have any of your brothers or sisters ever: been suspended or expelled from school? . . . . .	97
214	The rules in my family are clear. . . . .	98
215	People in my family often insult or yell at each other. . . . .	98
216	When I am not at home, one of my parents knows where I am and who I am with. . . . .	98
217	We argue about the same things in my family over and over. . . . .	99

218	If you drank some beer or wine or liquor (for example, vodka, whiskey, or gin) without your parents' permission, would you be caught by your parents? . . . . .	99
219	My family has clear rules about alcohol and drug use. . . . .	99
220	If you carried a handgun without your parents' permission, would you be caught by your parents? . . . . .	100
221	If you skipped school would you be caught by your parents? . . . . .	100
222	Do you feel very close to your mother? . . . . .	100
223	Do you share your thoughts and feelings with your mother? . . . . .	101
224	My parents ask me what I think before most family decisions affecting me are made. . . . .	101
225	Do you share your thoughts and feelings with your father? . . . . .	101
226	Do you enjoy spending time with your mother? . . . . .	102
227	Do you enjoy spending time with your father? . . . . .	102
228	If I had a personal problem, I could ask my mom or dad for help. . . . .	102
229	Do you feel very close to your father? . . . . .	103
230	My parents give me lots of chances to do fun things with them. . . . .	103
231	My parents ask if I've gotten my homework done. . . . .	103
232	People in my family have serious arguments. . . . .	104
233	Would your parents know if you did not come home on time? . . . . .	104
234	It is important to be honest with your parents, even if they become upset or you get punished. . . . .	104
235	My parents notice when I am doing a good job and let me know about it. . . . .	105

236	How often do your parents tell you they're proud of you for something you've done? . . . . .	105
237	How many brothers and sisters, including stepbrothers and step-sisters, do you have that are younger than you? . . . . .	105
238	How many brothers and sisters, including stepbrothers and step-sisters, do you have that are older than you? . . . . .	106
239	Have you changed homes in the past year (the last 12 months)?	106
240	How many times have you changed homes since kindergarten? .	106
241	Have you changed schools (including changing from elementary to middle and middle to high school) in the past year? . . . . .	107
242	How many times have you changed schools since kindergarten (including changing from elementary to middle and middle to high school)? . . . . .	107
243	Has anyone in your family ever had severe alcohol or drug problems?	107
244	About how many adults (over 21) have you known personally who in the past year have: used marijuana, crack, cocaine, or other drugs? . . . . .	108
245	About how many adults (over 21) have you known personally who in the past year have: sold or dealt drugs? . . . . .	108
246	About how many adults (over 21) have you known personally who in the past year have: done other things that could get them in trouble with the police, like stealing, selling stolen goods, mugging or assaulting others, etc.? . . . .	108
247	About how many adults (over 21) have you known personally who in the past year have: gotten drunk or high? . . . . .	109
248	How honest were you in filling out this survey? . . . . .	109

## List of Figures

1	Grade Chart . . . . .	13
2	Gender Chart . . . . .	14
3	Age Chart . . . . .	15
4	Ethnic Origin Chart . . . . .	16

# 1 INTRODUCTION

This report was generated from data collected on the *2008 Arkansas Prevention Needs Assessment Student Survey*. This report contains basic frequency tables of all data collected and graphs on the selected demographic variables of grade, gender, age and ethnic origin. The graph on ethnic origin is represented as a bar chart rather than as a pie chart. This is because students were allowed to mark more than one response for ethnic origin as opposed to being allowed to mark only one response. The bars represent the percent of students who marked each of the ethnic categories.

Questions regarding the information found in this report can be directed to:

**Pride Surveys**

160 Vanderbilt Court  
Bowling Green, KY 42103  
1-800-279-6361  
[www.pridesurveys.com](http://www.pridesurveys.com)

## Grade Chart

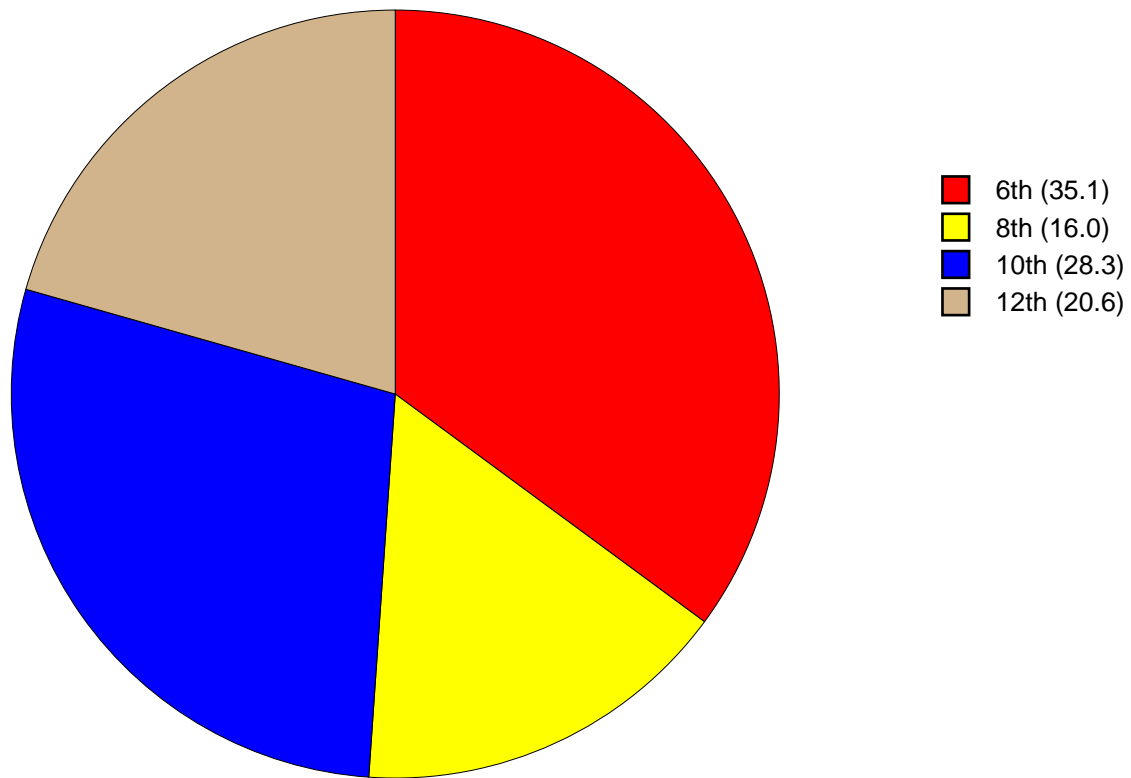


Figure 1: Grade Chart

## Gender Chart

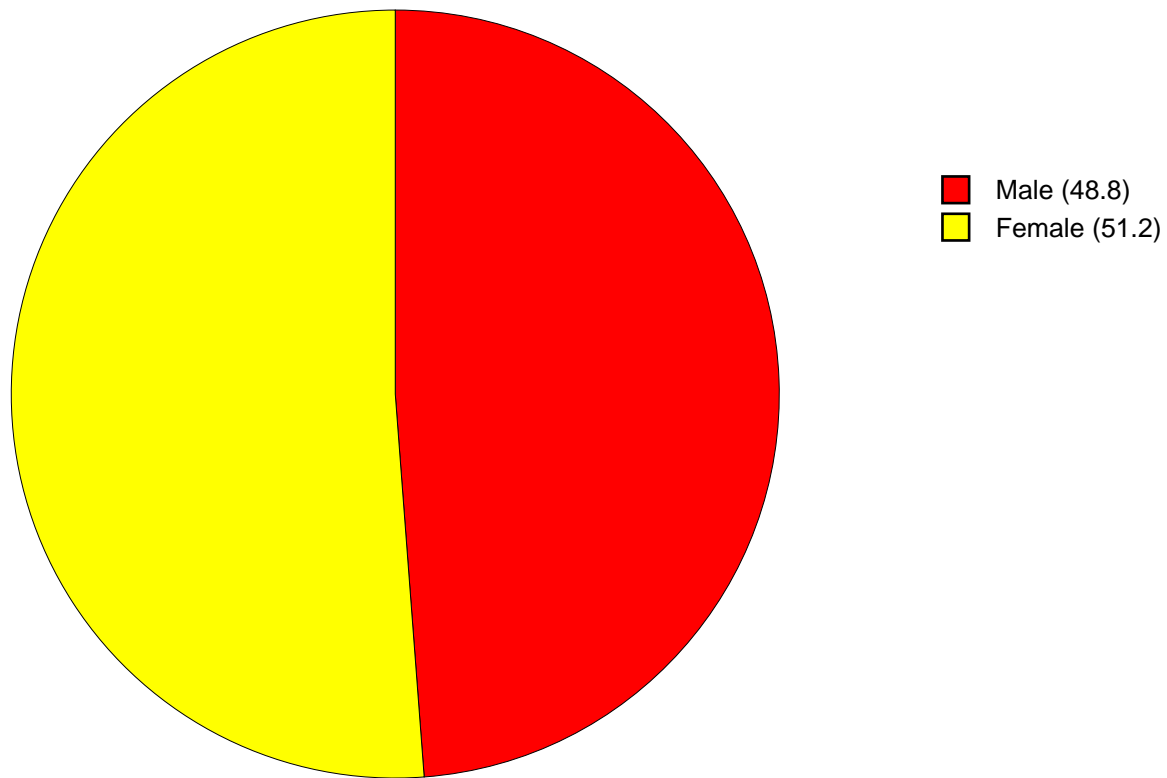


Figure 2: Gender Chart

# Age Chart

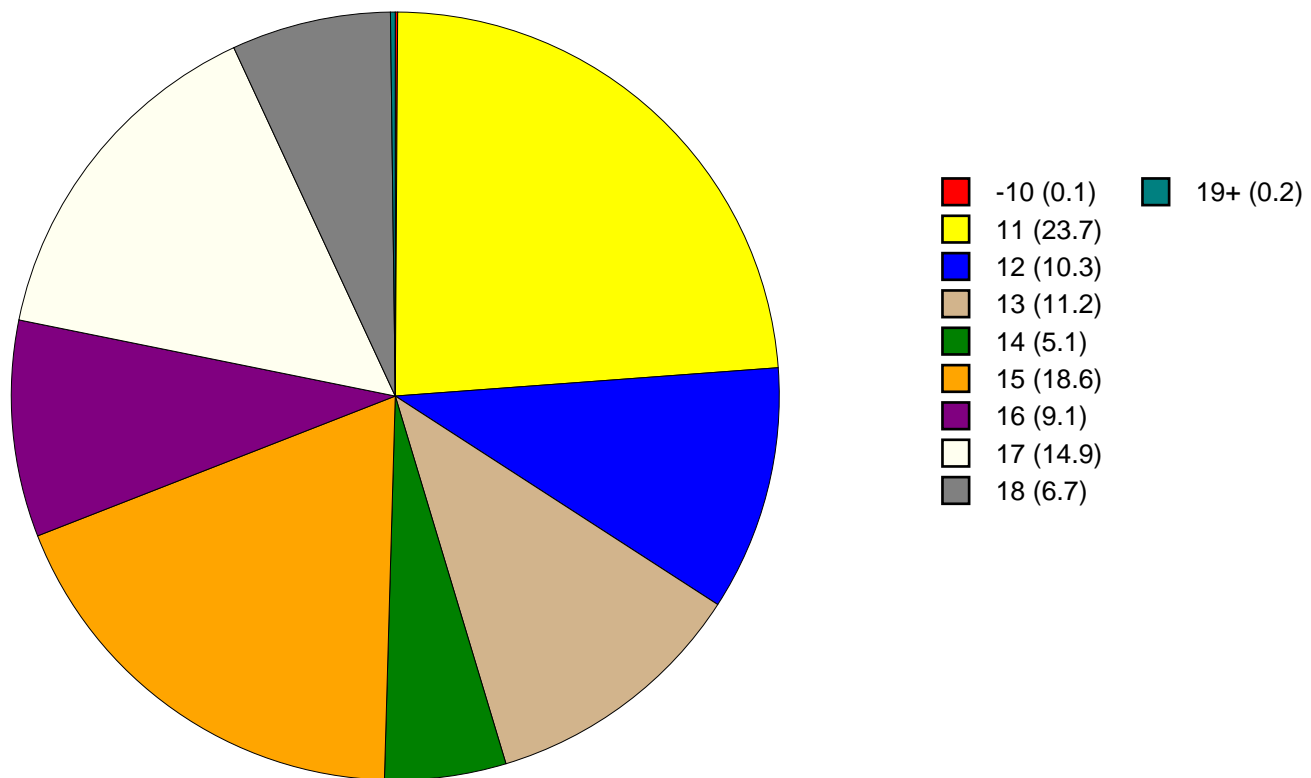


Figure 3: Age Chart



# Ethnic Origin Chart

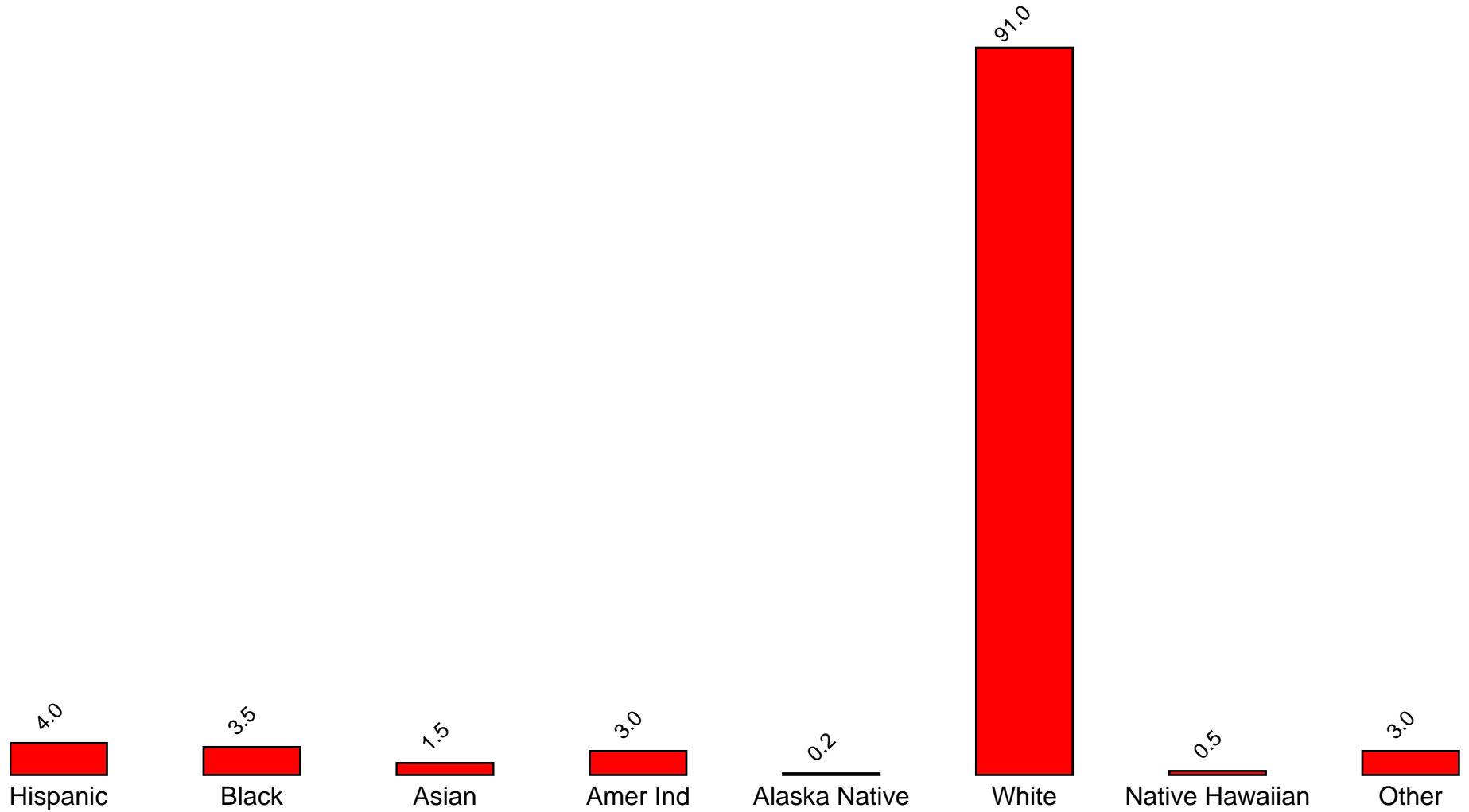


Figure 4: Ethnic Origin Chart

## 2 PERCENTAGE TABLES

The following tables contain frequency distribution detailing how your students responded to each question on the survey. The tables appear in the same order as the questions on the survey. The tables include breakdowns by grade level as well as overall percentages. The *N of Valid* row is a frequency count of the number of valid responses to each question for each grade and overall. The *N of Miss* row is a frequency count of the number of invalid (marked more than one response) or missing (i.e. did not respond) responses to each question for each grade and overall.

For the questions that allowed more than one response (i.e. race, live with, etc.) each response becomes a separate table. If a student did not mark the response, that was counted as a NO response, and if they did mark the response, that was counted as a YES response. Since a non response is a valid response for these questions, the *N of Miss* will always be zero for these questions.

Table 1: Sex

Response	6	8	10	12	Total	
Male	50.8	49.3	45.5	49.3	48.8	
Female	49.2	50.7	54.5	50.7	51.2	
N of Valid	474	219	387	282	1362	
N of Miss	11	2	4	3	20	

Table 2: Age

Response	6	8	10	12	Total	
10 or younger	0.4	0.0	0.0	0.0	0.1	
11	67.5	0.0	0.0	0.0	23.7	
12	29.0	0.9	0.0	0.0	10.3	
13	2.9	63.3	0.0	0.0	11.2	
14	0.2	30.8	0.3	0.0	5.1	
15	0.0	4.5	63.2	0.0	18.6	
16	0.0	0.5	32.1	0.0	9.1	
17	0.0	0.0	4.4	66.3	14.9	
18	0.0	0.0	0.0	32.6	6.7	
19 or older	0.0	0.0	0.0	1.1	0.2	
N of Valid	483	221	389	285	1378	
N of Miss	2	0	2	0	4	

Table 3: Are you Hispanic or Latino?

Response	6	8	10	12	Total	
No	96.4	92.5	96.6	97.5	96.0	
Yes	3.6	7.5	3.4	2.5	4.0	
N of Valid	467	212	379	282	1340	
N of Miss	18	9	12	3	42	

Table 4: What is your race? Black or African American



Response	6	8	10	12	Total	
No	96.1	95.9	95.9	98.2	96.5	
Yes	3.9	4.1	4.1	1.8	3.5	
N of Valid	485	221	391	285	1382	
N of Miss	0	0	0	0	0	

Table 5: What is your race? Asian



Response	6	8	10	12	Total	
No	98.8	99.1	97.7	98.6	98.5	
Yes	1.2	0.9	2.3	1.4	1.5	
N of Valid	485	221	391	285	1382	
N of Miss	0	0	0	0	0	

Table 6: What is your race? American Indian



Response	6	8	10	12	Total	
No	95.7	97.3	96.7	99.3	97.0	
Yes	4.3	2.7	3.3	0.7	3.0	
N of Valid	485	221	391	285	1382	
N of Miss	0	0	0	0	0	

Table 7: What is your race? Alaska Native



Response	6	8	10	12	Total	
No	100.0	99.5	99.7	99.6	99.8	
Yes	0.0	0.5	0.3	0.4	0.2	
N of Valid	485	221	391	285	1382	
N of Miss	0	0	0	0	0	

Table 8: What is your race? White



Response	6	8	10	12	Total	
No	9.9	11.8	9.5	4.6	9.0	
Yes	90.1	88.2	90.5	95.4	91.0	
N of Valid	485	221	391	285	1382	
N of Miss	0	0	0	0	0	

Table 9: What is your race? Native Hawaiian or Other Pacific Islander



Response	6	8	10	12	Total	
No	99.0	100.0	99.5	100.0	99.5	
Yes	1.0	0.0	0.5	0.0	0.5	
N of Valid	485	221	391	285	1382	
N of Miss	0	0	0	0	0	

Table 10: What is your race? Other



Response	6	8	10	12	Total	
No	96.7	95.5	97.4	98.2	97.0	
Yes	3.3	4.5	2.6	1.8	3.0	
N of Valid	485	221	391	285	1382	
N of Miss	0	0	0	0	0	

Table 11: What is the highest level of schooling completed by your mother or father?

Response	6	8	10	12	Total
Completed grade school or less	0.9	0.9	0.8	0.4	0.7
Some high school	3.4	5.9	8.3	9.5	6.5
Completed high school	12.3	24.0	18.4	22.6	18.1
Some college	14.0	16.7	21.5	19.8	17.8
Completed college	21.9	21.7	25.9	32.9	25.3
Graduate or professional school after college	9.0	7.7	11.1	12.7	10.2
Don't know	37.6	22.6	13.0	1.1	20.5
Does not apply	0.9	0.5	1.0	1.1	0.9
N of Valid	465	221	386	283	1355
N of Miss	20	0	5	2	27

Table 12: Think of where you live most of the time. Which of the following people live there with you? Mother

Response	6	8	10	12	Total
No	10.3	14.0	14.1	14.7	12.9
Yes	89.7	86.0	85.9	85.3	87.1
N of Valid	485	221	391	285	1382
N of Miss	0	0	0	0	0

Table 13: Think of where you live most of the time. Which of the following people live there with you? Stepmother

Response	6	8	10	12	Total
No	92.6	91.4	89.0	93.7	91.6
Yes	7.4	8.6	11.0	6.3	8.4
N of Valid	485	221	391	285	1382
N of Miss	0	0	0	0	0

Table 14: Think of where you live most of the time. Which of the following people live there with you? Foster Mother



Response	6	8	10	12	Total	
No	99.8	99.1	99.7	100.0	99.7	
Yes	0.2	0.9	0.3	0.0	0.3	
N of Valid	485	221	391	285	1382	
N of Miss	0	0	0	0	0	

Table 15: Think of where you live most of the time. Which of the following people live there with you? Grandmother



Response	6	8	10	12	Total	
No	91.5	94.1	93.4	93.0	92.8	
Yes	8.5	5.9	6.6	7.0	7.2	
N of Valid	485	221	391	285	1382	
N of Miss	0	0	0	0	0	

Table 16: Think of where you live most of the time. Which of the following people live there with you? Aunt



Response	6	8	10	12	Total	
No	96.7	94.6	99.0	98.9	97.5	
Yes	3.3	5.4	1.0	1.1	2.5	
N of Valid	485	221	391	285	1382	
N of Miss	0	0	0	0	0	

Table 17: Think of where you live most of the time. Which of the following people live there with you? Father



Response	6	8	10	12	Total	
No	35.7	44.3	38.4	37.5	38.2	
Yes	64.3	55.7	61.6	62.5	61.8	
N of Valid	485	221	391	285	1382	
N of Miss	0	0	0	0	0	



Table 18: Think of where you live most of the time. Which of the following people live there with you? Stepfather



Response	6	8	10	12	Total	
No	84.1	80.5	83.9	83.2	83.3	
Yes	15.9	19.5	16.1	16.8	16.7	
N of Valid	485	221	391	285	1382	
N of Miss	0	0	0	0	0	

Table 19: Think of where you live most of the time. Which of the following people live there with you? Foster Father



Response	6	8	10	12	Total	
No	100.0	99.1	99.7	100.0	99.8	
Yes	0.0	0.9	0.3	0.0	0.2	
N of Valid	485	221	391	285	1382	
N of Miss	0	0	0	0	0	

Table 20: Think of where you live most of the time. Which of the following people live there with you? Grandfather



Response	6	8	10	12	Total	
No	95.1	95.5	96.4	97.5	96.0	
Yes	4.9	4.5	3.6	2.5	4.0	
N of Valid	485	221	391	285	1382	
N of Miss	0	0	0	0	0	

Table 21: Think of where you live most of the time. Which of the following people live there with you? Uncle



Response	6	8	10	12	Total	
No	96.5	93.7	97.7	98.2	96.7	
Yes	3.5	6.3	2.3	1.8	3.3	
N of Valid	485	221	391	285	1382	
N of Miss	0	0	0	0	0	

Table 22: Think of where you live most of the time. Which of the following people live there with you? Other Adults



Response	6	8	10	12	Total	
No	97.9	96.4	97.7	98.6	97.8	
Yes	2.1	3.6	2.3	1.4	2.2	
N of Valid	485	221	391	285	1382	
N of Miss	0	0	0	0	0	

Table 23: Think of where you live most of the time. Which of the following people live there with you? Brother(s)



Response	6	8	10	12	Total	
No	55.9	56.1	59.6	66.7	59.2	
Yes	44.1	43.9	40.4	33.3	40.8	
N of Valid	485	221	391	285	1382	
N of Miss	0	0	0	0	0	

Table 24: Think of where you live most of the time. Which of the following people live there with you? Stepbrother(s)



Response	6	8	10	12	Total	
No	93.8	95.5	95.4	98.9	95.6	
Yes	6.2	4.5	4.6	1.1	4.4	
N of Valid	485	221	391	285	1382	
N of Miss	0	0	0	0	0	

Table 25: Think of where you live most of the time. Which of the following people live there with you? Sister(s)



Response	6	8	10	12	Total	
No	57.1	58.4	63.2	65.6	60.8	
Yes	42.9	41.6	36.8	34.4	39.2	
N of Valid	485	221	391	285	1382	
N of Miss	0	0	0	0	0	

Table 26: Think of where you live most of the time. Which of the following people live there with you? Stepsister(s)



Response	6	8	10	12	Total	
No	94.4	95.5	93.4	98.9	95.2	
Yes	5.6	4.5	6.6	1.1	4.8	
N of Valid	485	221	391	285	1382	
N of Miss	0	0	0	0	0	

Table 27: Think of where you live most of the time. Which of the following people live there with you? Other Children



Response	6	8	10	12	Total	
No	96.3	94.6	96.4	98.2	96.5	
Yes	3.7	5.4	3.6	1.8	3.5	
N of Valid	485	221	391	285	1382	
N of Miss	0	0	0	0	0	

Table 28: In my school, students have lots of chances to help decide things like class activities and rules.





Response	6	8	10	12	Total	
NO!	18.2	9.0	13.3	16.1	14.9	
no	40.7	35.7	37.2	42.1	39.2	
yes	33.1	43.9	40.0	32.3	36.6	
YES!	8.1	11.3	9.5	9.5	9.3	
N of Valid	472	221	390	285	1368	
N of Miss	13	0	1	0	14	

Table 29: Teachers ask me to work on special classroom projects.


Response	6	8	10	12	Total	
NO!	10.1	14.5	14.1	6.7	11.2	
no	40.9	38.0	47.2	40.5	42.1	
yes	34.8	39.4	34.1	44.4	37.3	
YES!	14.1	8.1	4.6	8.5	9.3	
N of Valid	474	221	390	284	1369	
N of Miss	11	0	1	1	13	

Table 30: My teacher(s) notices when I am doing a good job and lets me know about it.


Response	6	8	10	12	Total	
NO!	1.9	4.5	9.0	6.7	5.3	
no	15.8	19.5	24.4	26.7	21.1	
yes	47.2	49.3	53.5	55.8	51.1	
YES!	35.2	26.7	13.1	10.9	22.5	
N of Valid	475	221	389	285	1370	
N of Miss	10	0	2	0	12	

Table 31: There are lots of chances for students in my school to get involved in sports, clubs, and other school activities outside of class.


Response	6	8	10	12	Total	
NO!	2.1	0.5	1.3	1.1	1.4	
no	5.9	5.0	4.6	4.6	5.1	
yes	44.7	31.4	34.8	41.4	39.0	
YES!	47.4	63.2	59.3	53.0	54.5	
N of Valid	477	220	391	285	1373	
N of Miss	8	1	0	0	9	

Table 32: There are lots of chances for students in my school to talk with a teacher one-on-one.

Response	6	8	10	12	Total
NO!	3.1	2.7	4.1	2.1	3.1
no	14.7	18.1	16.6	13.7	15.6
yes	51.2	46.2	55.8	54.2	52.3
YES!	31.0	33.0	23.5	29.9	29.0
N of Valid	477	221	391	284	1373
N of Miss	8	0	0	1	9

Table 33: I feel safe at my school.

Response	6	8	10	12	Total
NO!	2.7	3.6	6.4	2.8	3.9
no	6.9	9.0	12.3	9.5	9.3
yes	30.9	48.4	61.5	56.0	47.7
YES!	59.4	38.9	19.7	31.7	39.1
N of Valid	475	221	390	284	1370
N of Miss	10	0	1	1	12

Table 34: The school lets my parents know when I have done something well.

Response	6	8	10	12	Total
NO!	6.6	11.8	19.7	21.8	14.3
no	25.6	38.9	52.3	47.9	40.0
yes	42.7	35.7	24.6	23.9	32.5
YES!	25.2	13.6	3.3	6.3	13.2
N of Valid	473	221	390	284	1368
N of Miss	12	0	1	1	14

Table 35: My teachers praise me when I work hard in school.

Response	6	8	10	12	Total	
NO!	10.0	12.4	16.8	10.9	12.5	
no	26.7	35.8	46.1	44.4	37.4	
yes	42.7	40.4	31.7	38.0	38.2	
YES!	20.5	11.5	5.4	6.7	11.9	
N of Valid	468	218	388	284	1358	
N of Miss	17	3	3	1	24	

Table 36: Are your school grades better than the grades of most students in your class?

Response	6	8	10	12	Total	
NO!	10.2	7.7	10.0	4.2	8.5	
no	29.4	29.5	29.0	23.2	28.0	
yes	44.0	47.7	47.8	54.6	47.9	
YES!	16.4	15.0	13.1	18.0	15.6	
N of Valid	470	220	389	284	1363	
N of Miss	15	1	2	1	19	

Table 37: I have lots of chances to be part of class discussions or activities.

Response	6	8	10	12	Total	
NO!	2.5	4.1	3.6	0.4	2.6	
no	13.5	11.3	13.6	9.5	12.3	
yes	53.5	54.3	60.4	64.7	57.9	
YES!	30.5	30.3	22.5	25.4	27.2	
N of Valid	475	221	391	283	1370	
N of Miss	10	0	0	2	12	

Table 38: Now thinking back over the past year in school, how often did you: enjoy being in school?






Response	6	8	10	12	Total	
Never	7.1	10.5	7.4	2.8	6.9	
Seldom	5.7	9.1	14.8	21.1	12.0	
Sometimes	38.4	40.2	44.5	42.5	41.3	
Often	27.3	27.4	24.3	26.7	26.3	
Almost always	21.6	12.8	9.0	7.0	13.6	
N of Valid	477	219	391	285	1372	
N of Miss	8	2	0	0	10	

Table 39: Now thinking back over the past year in school, how often did you: hate being in school?






Response	6	8	10	12	Total	
Never	20.3	6.8	4.6	5.3	10.5	
Seldom	29.7	29.2	26.7	23.9	27.5	
Sometimes	28.6	37.9	35.4	35.8	33.5	
Often	13.3	16.0	23.6	26.7	19.5	
Almost always	8.1	10.0	9.7	8.4	8.9	
N of Valid	472	219	390	285	1366	
N of Miss	13	2	1	0	16	

Table 40: Now thinking back over the past year in school, how often did you: try to do your best work in school?






Response	6	8	10	12	Total	
Never	0.2	1.4	1.0	0.0	0.6	
Seldom	1.1	2.3	2.8	2.5	2.1	
Sometimes	5.9	16.5	20.2	18.3	14.2	
Often	15.6	24.3	36.7	45.1	29.1	
Almost always	77.3	55.5	39.3	34.2	54.0	
N of Valid	475	218	387	284	1364	
N of Miss	10	3	4	1	18	



Table 41: How often do you feel that the school work you are assigned is meaningful and important?






Response	6	8	10	12	Total	
Never	4.6	4.6	5.9	5.3	5.1	
Seldom	6.9	16.9	26.1	26.7	18.1	
Sometimes	25.3	38.4	41.2	41.8	35.3	
Often	30.3	28.3	21.0	18.6	24.9	
Almost always	32.8	11.9	5.9	7.7	16.6	
N of Valid	475	219	391	285	1370	
N of Miss	10	2	0	0	12	

Table 42: Putting them all together, what were your grades like last year?






Response	6	8	10	12	Total	
Mostly F's	1.3	4.2	2.1	0.0	1.7	
Mostly D's	1.8	7.4	4.9	1.4	3.5	
Mostly C's	10.2	17.7	24.4	17.9	17.1	
Mostly B's	33.4	36.3	42.6	44.1	38.8	
Mostly A's	53.3	34.4	26.2	36.6	38.8	
N of Valid	452	215	390	279	1336	
N of Miss	33	6	1	6	46	

Table 43: How important do you think the things you are learning in school are going to be for your later life?






Response	6	8	10	12	Total	
Very important	55.9	32.7	17.4	12.6	32.2	
Quite important	26.7	34.1	27.6	30.5	28.9	
Fairly important	12.8	25.5	39.1	36.8	27.3	
Slightly important	4.0	5.0	13.6	17.9	9.8	
Not at all important	0.6	2.7	2.3	2.1	1.7	
N of Valid	476	220	391	285	1372	
N of Miss	9	1	0	0	10	

Table 44: How interesting are most of your courses to you?






Response	6	8	10	12	Total	
Very interesting and stimulating	19.0	7.7	7.4	5.3	11.0	
Quite interesting	33.6	28.2	20.0	23.6	26.8	
Fairly interesting	31.5	42.7	45.4	41.9	39.4	
Slightly dull	11.6	15.9	20.8	22.5	17.2	
Very dull	4.2	5.5	6.4	6.7	5.6	
N of Valid	473	220	390	284	1367	
N of Miss	12	1	1	1	15	

Table 45: During the LAST FOUR WEEKS how many whole days of school have you missed because you skipped or 'cut'?








Response	6	8	10	12	Total	
None	77.5	70.5	77.1	66.8	74.0	
1	9.7	13.4	11.9	17.7	12.6	
2	6.3	8.8	5.4	6.4	6.4	
3	2.8	2.3	2.1	5.7	3.1	
4-5	3.2	4.1	2.6	2.8	3.1	
6-10	0.2	0.0	0.5	0.4	0.3	
11 or more	0.2	0.9	0.5	0.4	0.4	
N of Valid	463	217	388	283	1351	
N of Miss	22	4	3	2	31	

Table 46: Think of your four best friends (the friends you feel closest to). In the past year (12 months), how many of your best friends have: participated in clubs, organizations or activities at school?






Response	6	8	10	12	Total	
0	16.9	8.6	10.1	5.3	11.2	
1	18.8	14.5	11.1	12.7	14.7	
2	17.8	19.0	19.2	14.8	17.8	
3	16.1	18.6	16.1	16.3	16.5	
4	30.4	39.4	43.5	50.9	39.9	
N of Valid	467	221	386	283	1357	
N of Miss	18	0	5	2	25	

Table 47: Think of your four best friends (the friends you feel closest to). In the past year (12 months), how many of your best friends have: smoked cigarettes?






Response	6	8	10	12	Total	
0	89.5	74.2	42.9	31.1	61.6	
1	6.2	12.7	18.2	18.9	13.3	
2	1.7	5.9	13.0	17.5	8.9	
3	1.1	4.5	10.4	13.6	6.9	
4	1.5	2.7	15.6	18.9	9.3	
N of Valid	467	221	385	280	1353	
N of Miss	18	0	6	5	29	

Table 48: Think of your four best friends (the friends you feel closest to). In the past year (12 months), how many of your best friends have: tried beer, wine or hard liquor (for example, vodka, whiskey, or gin) when their parents didn't know about it?






Response	6	8	10	12	Total	
0	83.6	62.0	25.1	19.1	50.1	
1	8.3	13.6	15.0	10.6	11.6	
2	3.8	7.7	18.9	19.5	12.0	
3	1.9	6.8	13.7	14.5	8.7	
4	2.3	10.0	27.2	36.2	17.7	
N of Valid	470	221	386	282	1359	
N of Miss	15	0	5	3	23	

Table 49: Think of your four best friends (the friends you feel closest to). In the past year (12 months), how many of your best friends have: made a commitment to stay drug-free?






Response	6	8	10	12	Total	
0	10.7	11.3	25.1	32.9	19.4	
1	5.8	8.1	20.9	25.4	14.5	
2	3.8	10.0	14.9	11.1	9.5	
3	9.0	14.0	9.9	10.4	10.3	
4	70.8	56.6	29.2	20.4	46.3	
N of Valid	469	221	383	280	1353	
N of Miss	16	0	8	5	29	

Table 50: Think of your four best friends (the friends you feel closest to). In the past year (12 months), how many of your best friends have: used marijuana?






Response	6	8	10	12	Total	
0	95.7	83.6	53.2	36.3	69.3	
1	2.6	9.1	14.0	19.9	10.5	
2	0.6	3.2	9.9	12.8	6.2	
3	0.6	1.4	8.8	12.8	5.6	
4	0.4	2.7	14.0	18.1	8.4	
N of Valid	466	219	385	281	1351	
N of Miss	19	2	6	4	31	

Table 51: Think of your four best friends (the friends you feel closest to). In the past year (12 months), how many of your best friends have: tried to do well in school?






Response	6	8	10	12	Total	
0	2.6	4.1	2.9	1.8	2.7	
1	3.6	6.4	5.7	5.0	5.0	
2	8.1	6.9	17.4	16.7	12.3	
3	15.2	23.4	24.7	27.7	21.8	
4	70.5	59.2	49.4	48.9	58.2	
N of Valid	468	218	385	282	1353	
N of Miss	17	3	6	3	29	

Table 52: Think of your four best friends (the friends you feel closest to). In the past year (12 months), how many of your best friends have: used LSD, cocaine, amphetamines, or other illegal drugs?






Response	6	8	10	12	Total	
0	96.8	93.2	77.7	72.0	85.7	
1	1.9	3.6	8.8	13.1	6.5	
2	1.1	1.8	6.2	7.8	4.0	
3	0.0	0.0	3.9	3.9	1.9	
4	0.2	1.4	3.4	3.2	1.9	
N of Valid	471	221	385	282	1359	
N of Miss	14	0	6	3	23	

Table 53: Think of your four best friends (the friends you feel closest to). In the past year (12 months), how many of your best friends have: been suspended from school?






Response	6	8	10	12	Total	
0	71.9	58.6	59.3	71.3	66.1	
1	18.2	21.8	19.7	14.9	18.5	
2	5.4	11.4	10.6	8.2	8.4	
3	2.6	4.5	6.2	3.2	4.1	
4	1.9	3.6	4.1	2.5	3.0	
N of Valid	467	220	386	282	1355	
N of Miss	18	1	5	3	27	

Table 54: Think of your four best friends (the friends you feel closest to). In the past year (12 months), how many of your best friends have: liked school?






Response	6	8	10	12	Total	
0	17.6	21.6	24.7	31.8	23.2	
1	10.1	13.8	14.6	12.0	12.4	
2	22.3	24.8	28.1	23.0	24.5	
3	20.0	23.4	16.1	14.5	18.3	
4	30.0	16.5	16.4	18.7	21.6	
N of Valid	466	218	384	283	1351	
N of Miss	19	3	7	2	31	

Table 55: Think of your four best friends (the friends you feel closest to). In the past year (12 months), how many of your best friends have: carried a handgun?






Response	6	8	10	12	Total	
0	94.0	95.5	91.2	94.7	93.6	
1	3.4	1.4	4.7	2.8	3.3	
2	0.9	1.8	2.3	1.4	1.5	
3	0.6	0.9	0.8	0.4	0.7	
4	1.1	0.5	1.0	0.7	0.9	
N of Valid	466	221	386	283	1356	
N of Miss	19	0	5	2	26	

Table 56: Think of your four best friends (the friends you feel closest to). In the past year (12 months), how many of your best friends have: sold illegal drugs?






Response	6	8	10	12	Total	
0	98.3	93.2	78.4	74.9	86.9	
1	1.1	4.1	11.7	11.0	6.6	
2	0.4	1.4	4.2	9.5	3.5	
3	0.0	0.0	2.3	2.5	1.2	
4	0.2	1.4	3.4	2.1	1.7	
N of Valid	467	220	384	283	1354	
N of Miss	18	1	7	2	28	

Table 57: Think of your four best friends (the friends you feel closest to). In the past year (12 months), how many of your best friends have: regularly attended religious services?






Response	6	8	10	12	Total	
0	22.9	8.7	15.6	12.8	16.4	
1	9.0	9.6	12.2	17.4	11.8	
2	14.4	21.0	23.4	24.5	20.2	
3	16.4	26.9	19.3	18.1	19.3	
4	37.3	33.8	29.4	27.3	32.4	
N of Valid	458	219	384	282	1343	
N of Miss	27	2	7	3	39	

Table 58: Think of your four best friends (the friends you feel closest to). In the past year (12 months), how many of your best friends have: stolen or tried to steal a motor vehicle such as a car or motorcycle?






Response	6	8	10	12	Total	
0	95.1	97.7	95.1	95.4	95.6	
1	3.4	1.4	2.8	3.5	2.9	
2	0.6	0.5	1.6	0.4	0.8	
3	0.4	0.0	0.3	0.0	0.2	
4	0.4	0.5	0.3	0.7	0.4	
N of Valid	469	221	386	283	1359	
N of Miss	16	0	5	2	23	

Table 59: Think of your four best friends (the friends you feel closest to). In the past year (12 months), how many of your best friends have: been arrested?






Response	6	8	10	12	Total	
0	94.4	90.0	76.9	76.3	85.0	
1	3.4	6.4	14.5	14.5	9.4	
2	1.7	0.9	4.4	4.9	3.0	
3	0.4	1.4	2.1	2.5	1.5	
4	0.0	1.4	2.1	1.8	1.2	
N of Valid	467	220	386	283	1356	
N of Miss	18	1	5	2	26	

Table 60: Think of your four best friends (the friends you feel closest to). In the past year (12 months), how many of your best friends have: dropped out of school?






Response	6	8	10	12	Total	
0	94.0	91.4	85.2	82.0	88.6	
1	4.7	5.0	9.3	12.4	7.7	
2	1.1	2.3	3.1	3.5	2.4	
3	0.0	0.5	1.6	0.4	0.6	
4	0.2	0.9	0.8	1.8	0.8	
N of Valid	467	221	386	283	1357	
N of Miss	18	0	5	2	25	

Table 61: Think of your four best friends (the friends you feel closest to). In the past year (12 months), how many of your best friends have: been members of a gang?






Response	6	8	10	12	Total	
0	92.3	91.8	89.4	95.1	92.0	
1	3.6	5.9	4.9	1.8	4.0	
2	1.7	1.4	2.6	0.7	1.7	
3	0.4	0.0	1.0	0.7	0.6	
4	1.9	0.9	2.1	1.8	1.8	
N of Valid	468	220	386	283	1357	
N of Miss	17	1	5	2	25	

Table 62: What are the chances you would be seen as cool if you: smoked cigarettes?






Response	6	8	10	12	Total	
No or very little chance	90.8	70.0	53.0	51.2	68.5	
Little chance	4.9	18.6	20.5	26.3	16.0	
Some chance	1.9	8.2	17.3	17.8	10.6	
Pretty good chance	0.6	0.9	5.5	3.6	2.7	
Very good chance	1.7	2.3	3.7	1.1	2.2	
N of Valid	467	220	381	281	1349	
N of Miss	18	1	10	4	33	

Table 63: What are the chances you would be seen as cool if you: worked hard at school?






Response	6	8	10	12	Total	
No or very little chance	7.9	13.2	15.1	14.6	12.2	
Little chance	4.7	12.8	23.0	26.0	15.6	
Some chance	13.5	21.0	30.3	30.6	23.0	
Pretty good chance	25.1	20.5	17.0	18.1	20.6	
Very good chance	48.8	32.4	14.6	10.7	28.5	
N of Valid	467	219	383	281	1350	
N of Miss	18	2	8	4	32	

Table 64: What are the chances you would be seen as cool if you: began drinking alcoholic beverages regularly, that is, at least once or twice a month?






Response	6	8	10	12	Total	
No or very little chance	88.9	65.0	32.8	28.7	56.6	
Little chance	4.7	17.1	19.3	13.1	12.6	
Some chance	2.8	11.1	17.2	25.2	12.9	
Pretty good chance	2.1	3.2	20.6	23.4	12.0	
Very good chance	1.5	3.7	10.2	9.6	6.0	
N of Valid	468	217	384	282	1351	
N of Miss	17	4	7	3	31	



Table 65: What are the chances you would be seen as cool if you: defended someone who was being verbally abused at school?






Response	6	8	10	12	Total	
No or very little chance	19.1	14.5	12.5	12.4	15.1	
Little chance	9.6	11.8	16.4	22.0	14.5	
Some chance	14.0	15.0	29.2	29.8	21.8	
Pretty good chance	20.0	24.1	23.8	21.6	22.1	
Very good chance	37.4	34.5	18.0	14.2	26.6	
N of Valid	471	220	383	282	1356	
N of Miss	14	1	8	3	26	

Table 66: What are the chances you would be seen as cool if you: smoked marijuana?






Response	6	8	10	12	Total	
No or very little chance	94.9	78.6	47.1	41.8	67.6	
Little chance	2.4	10.5	18.8	18.8	11.8	
Some chance	1.3	5.0	14.8	19.9	9.6	
Pretty good chance	0.0	3.6	10.4	13.5	6.4	
Very good chance	1.5	2.3	8.9	6.0	4.7	
N of Valid	467	220	384	282	1353	
N of Miss	18	1	7	3	29	

Table 67: What are the chances you would be seen as cool if you: carried a handgun?






Response	6	8	10	12	Total	
No or very little chance	91.0	85.0	75.8	82.9	84.0	
Little chance	6.2	5.5	12.7	9.3	8.6	
Some chance	1.1	5.5	4.9	5.7	3.8	
Pretty good chance	0.6	1.8	3.9	0.7	1.8	
Very good chance	1.1	2.3	2.6	1.4	1.8	
N of Valid	465	220	385	281	1351	
N of Miss	20	1	6	4	31	

Table 68: What are the chances you would be seen as cool if you: regularly volunteered to do community service?






Response	6	8	10	12	Total	
No or very little chance	24.5	29.1	29.9	25.2	26.9	
Little chance	10.9	15.0	25.2	27.7	19.1	
Some chance	19.4	30.5	25.7	27.3	24.6	
Pretty good chance	17.1	13.2	11.7	12.1	13.9	
Very good chance	28.1	12.3	7.5	7.8	15.5	
N of Valid	469	220	385	282	1356	
N of Miss	16	1	6	3	26	

Table 69: How old were you when you first: smoked marijuana?










Response	6	8	10	12	Total	
Never	99.2	94.5	72.0	61.1	82.8	
10 or younger	0.4	0.9	1.5	0.7	0.9	
11	0.4	0.5	2.8	1.4	1.3	
12	0.0	1.4	2.1	2.5	1.3	
13	0.0	1.8	7.2	2.1	2.8	
14	0.0	0.9	8.2	4.6	3.4	
15	0.0	0.0	6.2	8.4	3.5	
16	0.0	0.0	0.0	11.9	2.5	
17 or older	0.0	0.0	0.0	7.4	1.5	
N of Valid	481	220	389	285	1375	
N of Miss	4	1	2	0	7	

Table 70: How old were you when you first: smoked a cigarette, even just a puff?










Response	6	8	10	12	Total	
Never	92.7	79.2	54.0	46.5	70.0	
10 or younger	5.2	7.2	9.5	6.3	7.0	
11	1.7	5.4	4.9	3.2	3.5	
12	0.2	4.1	6.2	4.6	3.4	
13	0.0	3.6	7.2	5.3	3.7	
14	0.0	0.5	9.5	10.6	5.0	
15	0.0	0.0	7.2	8.8	3.9	
16	0.0	0.0	1.5	7.4	2.0	
17 or older	0.2	0.0	0.0	7.4	1.6	
N of Valid	479	221	389	284	1373	
N of Miss	6	0	2	1	9	

Table 71: How old were you when you first: had more than a sip or two of beer, wine or hard liquor (for example, vodka, whiskey, or gin)?










Response	6	8	10	12	Total	
Never	80.6	57.3	32.9	27.9	52.4	
10 or younger	10.2	13.6	11.1	4.6	9.8	
11	7.3	10.0	3.9	2.5	5.8	
12	1.0	7.7	7.2	3.5	4.4	
13	0.4	8.6	13.6	7.1	6.9	
14	0.0	1.8	16.2	13.4	7.7	
15	0.0	0.9	12.1	17.0	7.1	
16	0.0	0.0	3.1	17.7	4.5	
17 or older	0.4	0.0	0.0	6.4	1.5	
N of Valid	479	220	389	283	1371	
N of Miss	6	1	2	2	11	

Table 72: How old were you when you first: began drinking alcoholic beverages regularly, that is, at least once or twice a month?










Response	6	8	10	12	Total	
Never	97.3	94.1	69.2	56.1	80.3	
10 or younger	0.8	0.9	1.0	0.4	0.8	
11	1.7	2.7	1.0	0.0	1.3	
12	0.0	0.9	1.8	1.8	1.0	
13	0.0	0.5	2.8	1.8	1.2	
14	0.0	0.5	10.3	4.6	3.9	
15	0.0	0.5	9.5	9.5	4.7	
16	0.2	0.0	4.4	14.7	4.4	
17 or older	0.0	0.0	0.0	11.2	2.3	
N of Valid	481	220	390	285	1376	
N of Miss	4	1	1	0	6	

Table 73: How old were you when you first: used phenoxydine (pox, px, breeze)?


Response	6	8	10	12	Total	
Never	100.0	100.0	100.0	100.0	100.0	
10 or younger	0.0	0.0	0.0	0.0	0.0	
11	0.0	0.0	0.0	0.0	0.0	
12	0.0	0.0	0.0	0.0	0.0	
13	0.0	0.0	0.0	0.0	0.0	
14	0.0	0.0	0.0	0.0	0.0	
15	0.0	0.0	0.0	0.0	0.0	
16	0.0	0.0	0.0	0.0	0.0	
17 or older	0.0	0.0	0.0	0.0	0.0	
N of Valid	476	220	388	283	1367	
N of Miss	9	1	3	2	15	

Table 74: How old were you when you first: got suspended from school?










Response	6	8	10	12	Total	
Never	88.6	81.7	71.6	77.5	80.3	
10 or younger	8.7	5.0	4.9	3.9	6.0	
11	1.9	4.1	3.6	0.4	2.4	
12	0.2	4.6	3.1	2.5	2.2	
13	0.4	2.7	6.5	3.5	3.2	
14	0.2	1.4	5.9	3.5	2.7	
15	0.0	0.5	3.4	4.9	2.1	
16	0.0	0.0	1.0	3.2	1.0	
17 or older	0.0	0.0	0.0	0.7	0.1	
N of Valid	473	219	387	284	1363	
N of Miss	12	2	4	1	19	

Table 75: How old were you when you first: got arrested?










Response	6	8	10	12	Total	
Never	98.8	97.7	92.3	90.5	95.0	
10 or younger	0.6	0.0	0.5	0.0	0.4	
11	0.0	0.5	0.5	0.0	0.2	
12	0.2	0.9	1.0	0.0	0.5	
13	0.2	0.9	2.1	0.7	0.9	
14	0.0	0.0	1.3	0.4	0.4	
15	0.0	0.0	1.8	1.1	0.7	
16	0.0	0.0	0.5	3.5	0.9	
17 or older	0.2	0.0	0.0	3.9	0.9	
N of Valid	480	219	389	285	1373	
N of Miss	5	2	2	0	9	

Table 76: How old were you when you first: carried a handgun?










Response	6	8	10	12	Total	
Never	95.4	98.6	94.6	95.8	95.8	
10 or younger	1.7	0.0	1.3	0.0	1.0	
11	2.3	0.9	1.0	0.0	1.2	
12	0.4	0.0	0.8	0.0	0.4	
13	0.0	0.0	0.5	0.4	0.2	
14	0.2	0.0	0.5	0.4	0.3	
15	0.0	0.5	1.0	0.7	0.5	
16	0.0	0.0	0.0	1.1	0.2	
17 or older	0.0	0.0	0.3	1.8	0.4	
N of Valid	475	219	389	283	1366	
N of Miss	10	2	2	2	16	

Table 77: How old were you when you first: attacked someone with the idea of seriously hurting them?










Response	6	8	10	12	Total	
Never	87.1	85.8	80.3	84.4	84.4	
10 or younger	9.0	4.6	4.6	3.5	5.9	
11	2.5	2.3	0.5	0.4	1.5	
12	1.0	4.1	1.8	1.8	1.9	
13	0.2	1.8	5.9	0.0	2.0	
14	0.2	0.9	2.8	1.8	1.4	
15	0.0	0.5	2.8	4.6	1.8	
16	0.0	0.0	1.0	2.1	0.7	
17 or older	0.0	0.0	0.3	1.4	0.4	
N of Valid	479	219	390	282	1370	
N of Miss	6	2	1	3	12	

Table 78: How old were you when you first: belonged to a gang?










Response	6	8	10	12	Total	
Never	96.7	97.7	96.7	97.2	96.9	
10 or younger	0.6	0.9	0.8	0.7	0.7	
11	2.3	0.9	0.3	0.0	1.0	
12	0.2	0.0	1.0	0.4	0.4	
13	0.2	0.5	0.8	0.0	0.4	
14	0.0	0.0	0.0	0.7	0.1	
15	0.0	0.0	0.5	0.4	0.2	
16	0.0	0.0	0.0	0.4	0.1	
17 or older	0.0	0.0	0.0	0.4	0.1	
N of Valid	479	220	390	284	1373	
N of Miss	6	1	1	1	9	

Table 79: How wrong do you think it is for someone your age to: take a handgun to school?





Response	6	8	10	12	Total	
Very wrong	92.3	87.7	86.7	93.3	90.2	
Wrong	5.8	10.9	10.8	3.9	7.6	
A little bit wrong	1.2	0.5	2.1	1.8	1.5	
Not wrong at all	0.6	0.9	0.5	1.1	0.7	
N of Valid	482	220	390	284	1376	
N of Miss	3	1	1	1	6	

Table 80: How wrong do you think it is for someone your age to: steal anything worth more than \$5?





Response	6	8	10	12	Total	
Very wrong	68.7	56.6	46.9	52.3	57.2	
Wrong	24.6	33.3	37.9	35.8	32.1	
A little bit wrong	6.3	7.3	12.6	10.2	9.0	
Not wrong at all	0.4	2.7	2.6	1.8	1.7	
N of Valid	479	219	390	285	1373	
N of Miss	6	2	1	0	9	

Table 81: How wrong do you think it is for someone your age to: pick a fight with someone?

Response	6	8	10	12	Total	
Very wrong	53.9	37.4	28.6	30.7	39.3	
Wrong	30.7	39.3	35.8	40.6	35.6	
A little bit wrong	11.7	18.7	27.6	21.9	19.4	
Not wrong at all	3.8	4.6	8.0	6.7	5.7	
N of Valid	479	219	388	283	1369	
N of Miss	6	2	3	2	13	

Table 82: How wrong do you think it is for someone your age to: attack someone with the idea of seriously hurting them?

Response	6	8	10	12	Total	
Very wrong	83.1	72.6	59.5	63.7	70.7	
Wrong	10.9	19.6	23.1	23.6	18.4	
A little bit wrong	4.4	3.2	13.6	8.8	7.7	
Not wrong at all	1.7	4.6	3.8	3.9	3.2	
N of Valid	479	219	390	284	1372	
N of Miss	6	2	1	1	10	

Table 83: How wrong do you think it is for someone your age to: stay away from school all day when their parents think they are at school?

Response	6	8	10	12	Total	
Very wrong	83.8	60.9	37.5	26.8	55.2	
Wrong	12.5	26.8	40.1	38.7	28.0	
A little bit wrong	2.3	9.1	18.5	26.1	12.9	
Not wrong at all	1.5	3.2	3.9	8.5	3.9	
N of Valid	480	220	389	284	1373	
N of Miss	5	1	2	1	9	



Table 84: How wrong do you think it is for someone your age to: drink beer, wine or hard liquor (for example, vodka, whiskey, or gin) regularly?





Response	6	8	10	12	Total	
Very wrong	88.5	68.9	31.5	28.2	56.7	
Wrong	6.5	20.1	27.7	23.9	18.3	
A little bit wrong	3.8	8.2	29.2	31.0	17.3	
Not wrong at all	1.3	2.7	11.5	16.9	7.6	
N of Valid	480	219	390	284	1373	
N of Miss	5	2	1	1	9	

Table 85: How wrong do you think it is for someone your age to: smoke cigarettes?





Response	6	8	10	12	Total	
Very wrong	88.9	72.7	41.6	29.6	60.6	
Wrong	7.7	17.3	24.9	26.4	18.0	
A little bit wrong	2.3	5.5	18.5	23.6	11.8	
Not wrong at all	1.0	4.5	14.9	20.4	9.5	
N of Valid	479	220	389	284	1372	
N of Miss	6	1	2	1	10	

Table 86: How wrong do you think it is for someone your age to: smoke marijuana?





Response	6	8	10	12	Total	
Very wrong	95.4	85.9	57.8	47.0	73.3	
Wrong	3.1	9.1	17.2	20.1	11.6	
A little bit wrong	0.8	1.4	12.3	15.2	7.1	
Not wrong at all	0.6	3.6	12.6	17.7	8.0	
N of Valid	480	220	389	283	1372	
N of Miss	5	1	2	2	10	

Table 87: How wrong do you think it is for someone your age to: use LSD, cocaine, amphetamines or another illegal drug?





Response	6	8	10	12	Total	
Very wrong	96.7	90.9	84.6	77.7	88.4	
Wrong	2.1	6.8	8.2	12.0	6.6	
A little bit wrong	0.6	0.9	4.4	7.4	3.1	
Not wrong at all	0.6	1.4	2.8	2.8	1.8	
N of Valid	480	220	389	283	1372	
N of Miss	5	1	2	2	10	

Table 88: At school during the past 12 months, did you receive help from the resource teacher, speech therapist or other special education teacher?



Response	6	8	10	12	Total	
No	83.9	86.0	91.8	94.1	88.7	
Yes	16.1	14.0	8.2	5.9	11.3	
N of Valid	429	200	364	270	1263	
N of Miss	56	21	27	15	119	

Table 89: How many times have you done the following things? done what feels good no matter what.







Response	6	8	10	12	Total	
Never	36.8	34.5	22.1	19.8	28.7	
I've done it, but not in the past year	16.7	22.3	16.6	14.1	17.0	
Less than once a month	8.9	9.5	16.6	19.1	13.3	
About once a month	7.2	8.2	11.9	15.2	10.4	
2 or 3 times a month	8.5	10.0	11.4	13.8	10.7	
Once a week or more	22.0	15.5	21.3	18.0	19.9	
N of Valid	473	220	385	283	1361	
N of Miss	12	1	6	2	21	

Table 90: How many times have you done the following things? done something dangerous because someone dared you to do it.







Response	6	8	10	12	Total	
Never	67.9	53.6	38.7	39.1	51.3	
I've done it, but not in the past year	18.9	25.0	26.4	27.1	23.7	
Less than once a month	4.8	10.5	13.8	15.1	10.4	
About once a month	2.5	4.5	9.2	9.2	6.1	
2 or 3 times a month	2.9	3.6	7.4	6.3	5.0	
Once a week or more	2.9	2.7	4.4	3.2	3.4	
N of Valid	477	220	390	284	1371	
N of Miss	8	1	1	1	11	

Table 91: How many times have you done the following things? done crazy things even if they are a little dangerous.







Response	6	8	10	12	Total	
Never	55.0	34.1	20.0	18.9	34.2	
I've done it, but not in the past year	23.5	33.2	26.7	19.3	25.1	
Less than once a month	7.1	14.5	16.9	21.8	14.2	
About once a month	3.4	6.4	11.0	11.6	7.7	
2 or 3 times a month	4.2	4.1	12.6	17.5	9.3	
Once a week or more	6.7	7.7	12.8	10.9	9.5	
N of Valid	476	220	390	285	1371	
N of Miss	9	1	1	0	11	

Table 92: How many times in the past year (12 months) have you: been suspended from school?







Response	6	8	10	12	Total	
Never	93.1	86.4	84.1	90.5	88.9	
1 to 2 times	5.4	10.9	13.1	8.4	9.1	
3 to 5 times	1.0	2.7	1.5	1.1	1.5	
6 to 9 times	0.2	0.0	0.8	0.0	0.3	
10 to 19 times	0.2	0.0	0.3	0.0	0.1	
20 to 29 times	0.0	0.0	0.3	0.0	0.1	
30 to 39 times	0.0	0.0	0.0	0.0	0.0	
40+ times	0.0	0.0	0.0	0.0	0.0	
N of Valid	480	220	390	285	1375	
N of Miss	5	1	1	0	7	

Table 93: How many times in the past year (12 months) have you: carried a handgun?








Response	6	8	10	12	Total	
Never	96.0	98.2	96.2	95.4	96.3	
1 to 2 times	2.7	1.8	2.3	2.8	2.5	
3 to 5 times	0.2	0.0	0.0	0.0	0.1	
6 to 9 times	0.6	0.0	0.5	0.4	0.4	
10 to 19 times	0.2	0.0	0.0	0.4	0.1	
20 to 29 times	0.0	0.0	0.0	0.7	0.1	
30 to 39 times	0.0	0.0	0.0	0.0	0.0	
40+ times	0.2	0.0	1.0	0.4	0.4	
N of Valid	480	220	390	285	1375	
N of Miss	5	1	1	0	7	

Table 94: How many times in the past year (12 months) have you: sold illegal drugs?









Response	6	8	10	12	Total	
Never	99.8	97.3	92.5	90.5	95.4	
1 to 2 times	0.2	1.4	2.6	4.2	1.9	
3 to 5 times	0.0	0.9	2.1	1.1	1.0	
6 to 9 times	0.0	0.0	1.0	0.7	0.4	
10 to 19 times	0.0	0.0	0.0	1.4	0.3	
20 to 29 times	0.0	0.5	0.5	0.0	0.2	
30 to 39 times	0.0	0.0	0.3	0.4	0.1	
40+ times	0.0	0.0	1.0	1.8	0.7	
N of Valid	475	219	389	285	1368	
N of Miss	10	2	2	0	14	

Table 95: How many times in the past year (12 months) have you: stolen or tried to steal a motor vehicle such as a car or motorcycle?






Response	6	8	10	12	Total	
Never	99.2	98.6	98.5	99.6	99.0	
1 to 2 times	0.6	0.9	0.8	0.4	0.7	
3 to 5 times	0.0	0.0	0.5	0.0	0.1	
6 to 9 times	0.2	0.0	0.3	0.0	0.1	
10 to 19 times	0.0	0.5	0.0	0.0	0.1	
20 to 29 times	0.0	0.0	0.0	0.0	0.0	
30 to 39 times	0.0	0.0	0.0	0.0	0.0	
40+ times	0.0	0.0	0.0	0.0	0.0	
N of Valid	479	220	389	283	1371	
N of Miss	6	1	2	2	11	

Table 96: How many times in the past year (12 months) have you: participated in clubs, organizations or activities at school?









Response	6	8	10	12	Total	
Never	27.4	21.1	18.5	15.1	21.3	
1 to 2 times	31.8	20.2	19.2	16.1	23.1	
3 to 5 times	14.9	17.4	14.1	12.3	14.5	
6 to 9 times	9.2	7.3	7.7	8.8	8.4	
10 to 19 times	5.9	7.3	7.4	13.0	8.0	
20 to 29 times	2.9	6.4	3.6	7.4	4.6	
30 to 39 times	1.5	4.1	4.6	3.9	3.3	
40+ times	6.5	16.1	24.9	23.5	16.8	
N of Valid	478	218	390	285	1371	
N of Miss	7	3	1	0	11	

Table 97: How many times in the past year (12 months) have you: been arrested?





Response	6	8	10	12	Total	
Never	98.7	97.7	94.6	92.6	96.1	
1 to 2 times	1.0	1.8	4.9	6.0	3.3	
3 to 5 times	0.0	0.0	0.5	1.4	0.4	
6 to 9 times	0.2	0.5	0.0	0.0	0.1	
10 to 19 times	0.0	0.0	0.0	0.0	0.0	
20 to 29 times	0.0	0.0	0.0	0.0	0.0	
30 to 39 times	0.0	0.0	0.0	0.0	0.0	
40+ times	0.0	0.0	0.0	0.0	0.0	
N of Valid	478	218	389	285	1370	
N of Miss	7	3	2	0	12	

Table 98: How many times in the past year (12 months) have you: done extra work on your own for school?









Response	6	8	10	12	Total	
Never	24.7	33.3	29.2	23.0	27.0	
1 to 2 times	26.2	24.2	24.3	24.8	25.1	
3 to 5 times	19.7	11.9	14.5	14.9	16.0	
6 to 9 times	8.4	12.3	11.6	10.3	10.3	
10 to 19 times	7.3	7.3	8.5	11.7	8.6	
20 to 29 times	4.0	3.7	5.4	5.7	4.7	
30 to 39 times	0.6	1.4	1.8	2.5	1.5	
40+ times	9.0	5.9	4.7	7.1	6.9	
N of Valid	477	219	387	282	1365	
N of Miss	8	2	4	3	17	

Table 99: How many times in the past year (12 months) have you: attacked someone with the idea of seriously hurting them?









Response	6	8	10	12	Total	
Never	89.8	87.7	85.6	89.1	88.1	
1 to 2 times	5.6	8.7	10.0	7.4	7.7	
3 to 5 times	2.5	3.2	1.8	2.1	2.3	
6 to 9 times	1.0	0.0	0.8	0.7	0.7	
10 to 19 times	0.2	0.0	0.5	0.0	0.2	
20 to 29 times	0.2	0.5	0.3	0.7	0.4	
30 to 39 times	0.0	0.0	0.3	0.0	0.1	
40+ times	0.6	0.0	0.8	0.0	0.4	
N of Valid	479	219	390	285	1373	
N of Miss	6	2	1	0	9	

Table 100: How many times in the past year (12 months) have you: been drunk or high at school?









Response	6	8	10	12	Total	
Never	98.7	95.5	82.7	78.2	89.4	
1 to 2 times	0.4	2.7	6.2	7.7	3.9	
3 to 5 times	0.6	0.0	3.1	2.5	1.6	
6 to 9 times	0.2	0.5	3.6	2.5	1.7	
10 to 19 times	0.0	0.9	1.5	1.8	0.9	
20 to 29 times	0.0	0.0	0.5	2.8	0.7	
30 to 39 times	0.0	0.0	0.3	1.8	0.4	
40+ times	0.0	0.5	2.1	2.8	1.2	
N of Valid	479	220	388	285	1372	
N of Miss	6	1	3	0	10	

Table 101: How many times in the past year (12 months) have you: volunteered to do community service?









Response	6	8	10	12	Total	
Never	48.1	52.7	42.5	34.6	44.5	
1 to 2 times	25.5	20.5	20.9	17.0	21.6	
3 to 5 times	12.1	11.4	9.8	17.0	12.3	
6 to 9 times	5.9	7.3	8.0	10.6	7.7	
10 to 19 times	4.2	2.7	8.2	8.1	5.9	
20 to 29 times	1.7	2.3	3.4	4.9	2.9	
30 to 39 times	0.2	0.5	2.1	2.1	1.2	
40+ times	2.3	2.7	5.2	5.7	3.9	
N of Valid	478	220	388	283	1369	
N of Miss	7	1	3	2	13	



Table 102: How many times in the past year (12 months) have you: taken a handgun to school?





Response	6	8	10	12	Total	
Never	100.0	99.5	99.5	99.3	99.6	
1 to 2 times	0.0	0.0	0.0	0.7	0.1	
3 to 5 times	0.0	0.0	0.0	0.0	0.0	
6 to 9 times	0.0	0.0	0.0	0.0	0.0	
10 to 19 times	0.0	0.0	0.0	0.0	0.0	
20 to 29 times	0.0	0.0	0.0	0.0	0.0	
30 to 39 times	0.0	0.0	0.3	0.0	0.1	
40+ times	0.0	0.5	0.3	0.0	0.1	
N of Valid	478	220	390	283	1371	
N of Miss	7	1	1	2	11	

Table 103: Are you currently on probation, or assigned a probation officer with Juvenile Court?



Response	6	8	10	12	Total	
No	98.5	96.8	96.4	96.1	97.2	
Yes	1.5	3.2	3.6	3.9	2.8	
N of Valid	479	218	387	285	1369	
N of Miss	6	3	4	0	13	

Table 104: Have you ever belonged to a gang?






Response	6	8	10	12	Total	
No	94.8	95.4	95.6	95.8	95.3	
No, but would like to	0.8	0.9	0.0	0.7	0.6	
Yes, in the past	2.7	2.3	2.6	1.8	2.4	
Yes, belong now	1.3	1.4	1.8	1.8	1.5	
Yes, but would like to get out	0.4	0.0	0.0	0.0	0.1	
N of Valid	479	218	388	284	1369	
N of Miss	6	3	3	1	13	

Table 105: If you have ever belonged to a gang, did that gang have a name?

Response	6	8	10	12	Total
No	7.6	10.6	4.2	4.7	6.5
Yes	2.1	3.7	3.7	3.6	3.1
I have never belonged to a gang	90.3	85.7	92.1	91.7	90.4
N of Valid	476	217	380	278	1351
N of Miss	9	4	11	7	31

Table 106: You're looking at CD's in a music store with a friend. You look up and see her slip a CD under her coat. She smiles and says 'Which one do you want? Go ahead, take it while nobody's around.' There is nobody in sight, no employees and no other customers. What would you do now?

Response	6	8	10	12	Total
Ignore her	10.4	15.5	20.6	25.7	17.3
Grab a CD and leave the store	1.9	5.5	13.4	9.9	7.4
Tell her to put the CD back	67.5	50.5	31.7	31.3	47.2
Act like it is a joke, and ask her to put the CD back	20.2	28.6	34.3	33.1	28.2
N of Valid	480	220	388	284	1372
N of Miss	5	1	3	1	10

Table 107: You are visiting another part of town, and you don't know any of the people your age there. You are walking down the street, and some teenager you don't know is walking toward you. He is about your size, and as he is about to pass you, he deliberately bumps into you and you almost lose your balance. What would you say or do?

Response	6	8	10	12	Total
Push the person back	11.5	14.5	15.5	12.8	13.4
Say 'Excuse me' and keep on walking	58.1	49.3	50.0	51.2	53.0
Say 'Watch where you are going' and keep on walking	27.7	26.7	22.2	26.3	25.7
Swear at the person and walk away	2.7	9.5	12.4	9.6	8.0
N of Valid	477	221	388	281	1367
N of Miss	8	0	3	4	15

Table 108: You are at a party at someone's house, and one of your friends offers you a drink containing alcohol. What would you say or do?





Response	6	8	10	12	Total	
Drink it	3.8	16.9	39.4	46.5	24.8	
Tell your friend, 'No thanks, I don't drink' and suggest that you and your friend go and do something else	53.6	42.0	26.8	21.6	37.5	
Just say, 'No thanks' and walk away	22.9	26.9	27.8	29.8	26.4	
Make up a good excuse, tell your friend you had something else to do, and leave	19.7	14.2	5.9	2.1	11.3	
N of Valid	476	219	388	282	1365	
N of Miss	9	2	3	3	17	

Table 109: It's 8:00 on a weeknight and you are about to go over to a friend's home when your mother asks you where you are going. You say 'Oh, just going to go hang out with some friends.' She says, 'No, you'll just get into trouble if you go out. Stay home tonight.' What would you do now?





Response	6	8	10	12	Total	
Leave the house anyway	2.7	6.4	7.0	4.3	4.8	
Explain what you are going to do with your friends, tell her when you will get home, and ask if you can go out	58.2	64.5	71.8	77.9	67.2	
Not say anything and start watching TV	32.3	16.8	10.1	5.3	17.9	
Get into an argument with her	6.8	12.3	11.1	12.5	10.1	
N of Valid	474	220	387	281	1362	
N of Miss	11	1	4	4	20	

Table 110: How often do you attend religious services or activities?





Response	6	8	10	12	Total	
Never	15.9	8.6	8.2	9.8	11.3	
Rarely	18.3	22.3	19.3	17.5	19.0	
1-2 Times a Month	10.8	13.2	11.8	14.7	12.3	
About Once a Week or More	55.0	55.9	60.7	57.9	57.4	
N of Valid	471	220	389	285	1365	
N of Miss	14	1	2	0	17	

Table 111: I do the opposite of what people tell me, just to get them mad.





Response	6	8	10	12	Total	
Very False	54.1	40.9	34.7	43.5	44.3	
Somewhat False	27.9	30.9	36.2	31.2	31.5	
Somewhat True	15.2	25.9	27.2	24.2	22.2	
Very True	2.7	2.3	1.8	1.1	2.0	
N of Valid	473	220	389	285	1367	
N of Miss	12	1	2	0	15	

Table 112: I like to see how much I can get away with.





Response	6	8	10	12	Total	
Very False	61.9	40.5	30.4	34.0	43.7	
Somewhat False	21.5	24.1	28.4	27.7	25.1	
Somewhat True	11.8	28.6	35.6	31.9	25.4	
Very True	4.8	6.8	5.7	6.3	5.7	
N of Valid	475	220	388	285	1368	
N of Miss	10	1	3	0	14	

Table 113: I ignore rules that get in my way.





Response	6	8	10	12	Total	
Very False	68.5	45.6	33.9	36.0	48.2	
Somewhat False	18.8	29.8	36.5	30.7	28.1	
Somewhat True	10.1	18.1	25.1	28.6	19.5	
Very True	2.6	6.5	4.4	4.6	4.1	
N of Valid	467	215	386	283	1351	
N of Miss	18	6	5	2	31	

Table 114: I think sometimes it's okay to cheat at school.





Response	6	8	10	12	Total	
NO!	68.6	38.0	15.5	12.6	37.0	
no	23.6	38.9	37.4	39.6	33.3	
yes	7.2	18.5	43.0	42.5	26.5	
YES!	0.6	4.6	4.1	5.3	3.2	
N of Valid	475	216	388	285	1364	
N of Miss	10	5	3	0	18	

Table 115: It is important to think before you act.





Response	6	8	10	12	Total	
NO!	2.1	2.3	0.8	0.4	1.4	
no	2.1	5.0	3.9	1.1	2.9	
yes	28.6	41.3	43.8	48.4	39.1	
YES!	67.2	51.4	51.5	50.2	56.6	
N of Valid	472	218	388	285	1363	
N of Miss	13	3	3	0	19	

Table 116: Sometimes I think that life is not worth it.





Response	6	8	10	12	Total	
NO!	59.3	49.1	38.5	43.6	48.4	
no	19.2	24.1	27.9	28.4	24.4	
yes	15.8	15.3	22.5	20.9	18.7	
YES!	5.8	11.6	11.1	7.1	8.5	
N of Valid	469	216	387	282	1354	
N of Miss	16	5	4	3	28	

Table 117: At times I think I am no good at all.

Response	6	8	10	12	Total	
NO!	35.7	33.8	26.8	30.2	31.7	
no	22.6	24.1	26.8	27.7	25.1	
yes	28.7	31.9	33.0	33.7	31.5	
YES!	13.0	10.2	13.4	8.4	11.7	
N of Valid	470	216	388	285	1359	
N of Miss	15	5	3	0	23	

Table 118: All in all, I am inclined to think that I am a failure.

Response	6	8	10	12	Total	
NO!	53.6	48.6	42.2	46.3	48.0	
no	26.3	31.2	35.5	38.2	32.2	
yes	15.2	15.1	14.2	10.2	13.9	
YES!	4.9	5.0	8.0	5.3	5.9	
N of Valid	468	218	386	283	1355	
N of Miss	17	3	5	2	27	

Table 119: In the past year, have you felt depressed or sad MOST days, even if you felt okay sometimes?

Response	6	8	10	12	Total	
NO!	29.0	30.1	26.7	32.3	29.2	
no	26.2	23.6	28.0	33.3	27.8	
yes	28.3	29.2	27.5	22.5	27.0	
YES!	16.5	17.1	17.9	11.9	16.0	
N of Valid	473	216	386	285	1360	
N of Miss	12	5	5	0	22	

Table 120: It is all right to beat up people if they start the fight.





Response	6	8	10	12	Total	
NO!	56.8	30.9	23.5	20.1	35.5	
no	19.9	23.0	26.9	23.9	23.2	
yes	12.9	28.1	24.5	33.8	23.0	
YES!	10.4	18.0	25.1	22.2	18.2	
N of Valid	472	217	387	284	1360	
N of Miss	13	4	4	1	22	

Table 121: I think it is okay to take something without asking if you can get away with it.





Response	6	8	10	12	Total	
NO!	82.3	66.8	50.3	49.5	63.8	
no	14.1	26.7	39.4	41.4	29.1	
yes	3.0	4.6	7.8	8.1	5.7	
YES!	0.6	1.8	2.6	1.1	1.5	
N of Valid	468	217	386	285	1356	
N of Miss	17	4	5	0	26	

Table 122: Sometimes we don't know what we will do as adults, but we may have an idea. Please answer how true these statements may be for you. WHEN I AM AN ADULT I WILL: smoke cigarettes.





Response	6	8	10	12	Total	
NO!	86.8	78.9	65.0	61.3	74.0	
no	11.9	17.0	22.0	23.9	18.1	
yes	1.1	2.8	9.6	11.6	6.0	
YES!	0.2	1.4	3.4	3.2	1.9	
N of Valid	471	218	386	284	1359	
N of Miss	14	3	5	1	23	

Table 123: Sometimes we don't know what we will do as adults, but we may have an idea. Please answer how true these statements may be for you. WHEN I AM AN ADULT I WILL: drink beer, wine, or liquor.





Response	6	8	10	12	Total	
NO!	64.6	44.4	25.6	18.0	40.5	
no	18.8	26.9	15.5	20.8	19.6	
yes	14.9	23.6	42.5	39.1	29.2	
YES!	1.7	5.1	16.3	22.2	10.7	
N of Valid	469	216	386	284	1355	
N of Miss	16	5	5	1	27	

Table 124: Sometimes we don't know what we will do as adults, but we may have an idea. Please answer how true these statements may be for you. WHEN I AM AN ADULT I WILL: smoke marijuana.





Response	6	8	10	12	Total	
NO!	93.6	88.9	71.5	66.3	80.9	
no	6.1	8.8	18.1	17.9	12.4	
yes	0.2	0.9	7.0	9.5	4.2	
YES!	0.0	1.4	3.4	6.3	2.5	
N of Valid	472	216	386	285	1359	
N of Miss	13	5	5	0	23	

Table 125: Sometimes we don't know what we will do as adults, but we may have an idea. Please answer how true these statements may be for you. WHEN I AM AN ADULT I WILL: use LSD, cocaine, amphetamines or another illegal drug.





Response	6	8	10	12	Total	
NO!	95.6	94.5	88.9	84.2	91.1	
no	4.4	5.5	9.6	13.7	8.0	
yes	0.0	0.0	1.6	1.8	0.8	
YES!	0.0	0.0	0.0	0.4	0.1	
N of Valid	474	217	387	285	1363	
N of Miss	11	4	4	0	19	



Table 126: How much do you think people risk harming themselves (physically or in other ways) if they: smoked one or more packs of cigarettes per day?





Response	6	8	10	12	Total	
No risk	8.5	8.3	3.1	1.4	5.4	
Slight risk	7.5	3.7	6.2	4.6	5.9	
Moderate risk	17.1	21.1	23.6	23.2	20.8	
Great risk	67.0	67.0	67.1	70.9	67.8	
N of Valid	469	218	386	285	1358	
N of Miss	16	3	5	0	24	

Table 127: How much do you think people risk harming themselves (physically or in other ways) if they: try marijuana once or twice?





Response	6	8	10	12	Total	
No risk	10.3	10.6	25.1	28.4	18.4	
Slight risk	16.6	17.9	30.6	31.2	23.9	
Moderate risk	29.1	30.7	20.5	20.9	25.2	
Great risk	44.0	40.8	23.8	19.5	32.6	
N of Valid	464	218	386	282	1350	
N of Miss	21	3	5	3	32	

Table 128: How much do you think people risk harming themselves (physically or in other ways) if they: smoke marijuana regularly?





Response	6	8	10	12	Total	
No risk	9.2	8.4	6.9	11.8	9.0	
Slight risk	2.2	5.6	15.7	15.7	9.4	
Moderate risk	9.0	8.9	19.7	23.2	15.0	
Great risk	79.6	77.1	57.6	49.3	66.5	
N of Valid	455	214	375	280	1324	
N of Miss	30	7	16	5	58	

Table 129: How much do you think people risk harming themselves (physically or in other ways) if they: take one or two drinks of an alcoholic beverage (beer, wine, liquor) nearly every day?

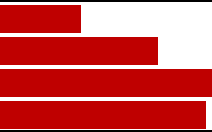
Response	6	8	10	12	Total	
No risk	10.7	10.2	13.2	9.1	11.0	
Slight risk	19.9	20.4	29.0	25.6	23.8	
Moderate risk	32.1	35.6	32.9	35.4	33.6	
Great risk	37.3	33.8	24.9	29.8	31.6	
N of Valid	467	216	386	285	1354	
N of Miss	18	5	5	0	28	

Table 130: How much do you think people risk harming themselves (physically or in other ways) if they: have five or more drinks once or twice each weekend?

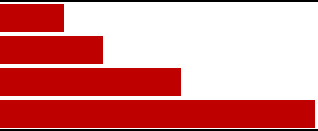
Response	6	8	10	12	Total	
No risk	9.4	8.3	8.5	6.0	8.3	
Slight risk	10.7	12.8	17.3	18.7	14.6	
Moderate risk	23.3	23.4	30.5	33.8	27.6	
Great risk	56.5	55.5	43.7	41.5	49.6	
N of Valid	467	218	387	284	1356	
N of Miss	18	3	4	1	26	

Table 131: On how many occasions have you had alcoholic beverages (beer, wine or hard liquor) to drink in your lifetime - more than just a few sips?

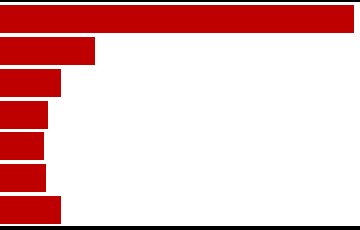
Response	6	8	10	12	Total	
0	84.6	62.7	38.4	27.5	56.1	
1-2	10.3	18.4	14.3	12.3	13.2	
3-5	2.1	5.5	12.2	12.0	7.6	
6-9	1.1	5.5	7.8	9.9	5.5	
10-19	0.8	4.1	7.8	8.1	4.9	
20-39	0.6	1.8	10.4	8.5	5.2	
40+	0.4	1.8	9.1	21.8	7.6	
N of Valid	474	217	385	284	1360	
N of Miss	11	4	6	1	22	

Table 132: On how many occasions have you had beer, wine or hard liquor to drink during the past 30 days?








Response	6	8	10	12	Total	
0	97.7	92.7	65.9	57.5	79.4	
1-2	1.5	4.6	18.0	16.8	9.9	
3-5	0.4	0.9	8.9	12.3	5.4	
6-9	0.4	1.4	5.2	4.2	2.7	
10-19	0.0	0.5	1.3	6.0	1.7	
20-39	0.0	0.0	0.5	1.8	0.5	
40+	0.0	0.0	0.3	1.4	0.4	
N of Valid	470	218	384	285	1357	
N of Miss	15	3	7	0	25	

Table 133: On how many occasions have you used marijuana (grass, pot) or hashish (hash, hash oil) in your lifetime?








Response	6	8	10	12	Total	
0	98.7	92.7	71.7	62.1	82.5	
1-2	0.8	2.8	6.8	6.4	4.0	
3-5	0.2	1.8	3.7	5.0	2.4	
6-9	0.0	1.8	1.6	2.8	1.3	
10-19	0.0	0.0	4.2	4.6	2.1	
20-39	0.0	0.0	2.6	6.0	2.0	
40+	0.2	0.9	9.4	13.1	5.6	
N of Valid	474	218	382	282	1356	
N of Miss	11	3	9	3	26	

Table 134: On how many occasions have you used marijuana (grass, pot) or hashish (hash, hash oil) during the past 30 days?








Response	6	8	10	12	Total	
0	100.0	98.6	86.5	83.5	92.5	
1-2	0.0	1.4	5.2	4.2	2.6	
3-5	0.0	0.0	2.1	3.9	1.4	
6-9	0.0	0.0	1.6	2.5	1.0	
10-19	0.0	0.0	1.8	1.4	0.8	
20-39	0.0	0.0	1.6	3.2	1.1	
40+	0.0	0.0	1.3	1.4	0.7	
N of Valid	474	218	386	285	1363	
N of Miss	11	3	5	0	19	

Table 135: On how many occasions have you used LSD or other psychedelics in your lifetime?








Response	6	8	10	12	Total	
0	99.6	99.1	94.3	93.6	96.8	
1-2	0.2	0.5	2.1	2.8	1.3	
3-5	0.2	0.5	0.8	1.4	0.7	
6-9	0.0	0.0	1.0	1.4	0.6	
10-19	0.0	0.0	1.3	0.0	0.4	
20-39	0.0	0.0	0.5	0.0	0.1	
40+	0.0	0.0	0.0	0.7	0.1	
N of Valid	473	218	386	282	1359	
N of Miss	12	3	5	3	23	

Table 136: On how many occasions have you used LSD or other psychedelics during the past 30 days?






Response	6	8	10	12	Total	
0	100.0	100.0	97.2	98.2	98.8	
1-2	0.0	0.0	2.1	1.8	1.0	
3-5	0.0	0.0	0.3	0.0	0.1	
6-9	0.0	0.0	0.3	0.0	0.1	
10-19	0.0	0.0	0.0	0.0	0.0	
20-39	0.0	0.0	0.3	0.0	0.1	
40+	0.0	0.0	0.0	0.0	0.0	
N of Valid	474	218	386	283	1361	
N of Miss	11	3	5	2	21	

Table 137: On how many occasions have you used cocaine or crack in your lifetime?







Response	6	8	10	12	Total	
0	100.0	98.6	96.6	95.8	97.9	
1-2	0.0	1.4	2.1	2.5	1.3	
3-5	0.0	0.0	0.3	0.4	0.1	
6-9	0.0	0.0	0.5	0.4	0.2	
10-19	0.0	0.0	0.0	0.4	0.1	
20-39	0.0	0.0	0.0	0.0	0.0	
40+	0.0	0.0	0.5	0.7	0.3	
N of Valid	474	217	386	283	1360	
N of Miss	11	4	5	2	22	

Table 138: On how many occasions have you used cocaine or crack during the past 30 days?





Response	6	8	10	12	Total	
0	100.0	99.5	99.2	100.0	99.7	
1-2	0.0	0.0	0.5	0.0	0.1	
3-5	0.0	0.0	0.0	0.0	0.0	
6-9	0.0	0.0	0.0	0.0	0.0	
10-19	0.0	0.5	0.0	0.0	0.1	
20-39	0.0	0.0	0.0	0.0	0.0	
40+	0.0	0.0	0.3	0.0	0.1	
N of Valid	472	217	386	282	1357	
N of Miss	13	4	5	3	25	

Table 139: On how many occasions have you sniffed glue, breathed the contents of an aerosol spray can, or inhaled other gases or sprays, in order to get high in your lifetime?








Response	6	8	10	12	Total	
0	93.7	87.6	84.5	89.0	89.1	
1-2	3.6	8.8	8.8	5.3	6.3	
3-5	0.8	1.8	3.4	2.1	2.0	
6-9	0.6	0.9	1.6	1.4	1.1	
10-19	0.6	0.0	1.3	1.1	0.8	
20-39	0.2	0.0	0.0	0.0	0.1	
40+	0.4	0.9	0.5	1.1	0.7	
N of Valid	473	217	386	283	1359	
N of Miss	12	4	5	2	23	

Table 140: On how many occasions have you sniffed glue, breathed the contents of an aerosol spray can, or inhaled other gases or sprays, in order to get high during the past 30 days?






Response	6	8	10	12	Total	
0	97.7	95.4	98.7	97.9	97.6	
1-2	1.5	3.2	1.0	1.8	1.7	
3-5	0.8	0.5	0.3	0.0	0.4	
6-9	0.0	0.0	0.0	0.0	0.0	
10-19	0.0	0.5	0.0	0.0	0.1	
20-39	0.0	0.0	0.0	0.0	0.0	
40+	0.0	0.5	0.0	0.4	0.1	
N of Valid	473	218	386	283	1360	
N of Miss	12	3	5	2	22	

Table 141: On how many occasions have you used phenoxydine (pox, px, breeze) in your lifetime?


Response	6	8	10	12	Total	
0	100.0	100.0	100.0	100.0	100.0	
1-2	0.0	0.0	0.0	0.0	0.0	
3-5	0.0	0.0	0.0	0.0	0.0	
6-9	0.0	0.0	0.0	0.0	0.0	
10-19	0.0	0.0	0.0	0.0	0.0	
20-39	0.0	0.0	0.0	0.0	0.0	
40+	0.0	0.0	0.0	0.0	0.0	
N of Valid	470	218	385	284	1357	
N of Miss	15	3	6	1	25	

Table 142: On how many occasions have you used phenoxydine (pox, px, breeze) during the past 30 days?


Response	6	8	10	12	Total	
0	100.0	100.0	100.0	100.0	100.0	
1-2	0.0	0.0	0.0	0.0	0.0	
3-5	0.0	0.0	0.0	0.0	0.0	
6-9	0.0	0.0	0.0	0.0	0.0	
10-19	0.0	0.0	0.0	0.0	0.0	
20-39	0.0	0.0	0.0	0.0	0.0	
40+	0.0	0.0	0.0	0.0	0.0	
N of Valid	471	218	385	282	1356	
N of Miss	14	3	6	3	26	

Table 143: On how many occasions have you used sedatives (tranquilizers, such as Valium or Xanax, barbiturates, or sleeping pills) without a doctor telling you to take them, in your lifetime?








Response	6	8	10	12	Total	
0	97.0	92.7	79.0	74.2	86.5	
1-2	2.5	3.7	6.0	8.1	4.9	
3-5	0.4	1.8	3.1	3.9	2.1	
6-9	0.0	0.5	3.1	5.7	2.1	
10-19	0.0	0.9	3.1	3.2	1.7	
20-39	0.0	0.5	2.8	1.8	1.3	
40+	0.0	0.0	2.8	3.2	1.5	
N of Valid	471	218	386	283	1358	
N of Miss	14	3	5	2	24	



Table 144: On how many occasions have you used sedatives (tranquilizers, such as Valium or Xanax, barbiturates, or sleeping pills) without a doctor telling you to take them, during the past 30 days?








Response	6	8	10	12	Total	
0	99.8	96.3	89.6	89.8	94.3	
1-2	0.2	2.8	6.0	4.6	3.2	
3-5	0.0	0.5	3.1	2.8	1.5	
6-9	0.0	0.5	0.0	2.1	0.5	
10-19	0.0	0.0	0.5	0.0	0.1	
20-39	0.0	0.0	0.5	0.4	0.2	
40+	0.0	0.0	0.3	0.4	0.1	
N of Valid	472	218	386	283	1359	
N of Miss	13	3	5	2	23	

Table 145: On how many occasions have you used Methamphetamines (meth, speed, crank, crystal meth) in your lifetime?







Response	6	8	10	12	Total	
0	99.6	99.1	98.2	97.9	98.7	
1-2	0.2	0.9	1.0	1.1	0.7	
3-5	0.0	0.0	0.5	0.4	0.2	
6-9	0.0	0.0	0.3	0.0	0.1	
10-19	0.0	0.0	0.0	0.0	0.0	
20-39	0.0	0.0	0.0	0.4	0.1	
40+	0.2	0.0	0.0	0.4	0.1	
N of Valid	472	218	385	281	1356	
N of Miss	13	3	6	4	26	

Table 146: On how many occasions have you used Methamphetamines (meth, speed, crank, crystal meth) in the past 30 days?


Response	6	8	10	12	Total	
0	99.8	100.0	99.5	99.6	99.7	
1-2	0.0	0.0	0.5	0.0	0.1	
3-5	0.0	0.0	0.0	0.4	0.1	
6-9	0.0	0.0	0.0	0.0	0.0	
10-19	0.0	0.0	0.0	0.0	0.0	
20-39	0.2	0.0	0.0	0.0	0.1	
40+	0.0	0.0	0.0	0.0	0.0	
N of Valid	470	218	386	282	1356	
N of Miss	15	3	5	3	26	

Table 147: On how many occasions have you used stimulants, other than Methamphetamines (such as amphetamines, Ritalin or Dexedrine) without a doctor telling you to take them, in your lifetime?


Response	6	8	10	12	Total	
0	99.8	99.5	90.9	87.2	94.6	
1-2	0.0	0.5	1.8	1.4	0.9	
3-5	0.2	0.0	2.3	4.3	1.6	
6-9	0.0	0.0	1.3	1.4	0.7	
10-19	0.0	0.0	1.0	2.8	0.9	
20-39	0.0	0.0	0.8	0.7	0.4	
40+	0.0	0.0	1.8	2.1	1.0	
N of Valid	471	218	385	282	1356	
N of Miss	14	3	6	3	26	

Table 148: On how many occasions have you used stimulants, other than Methamphetamines (such as amphetamines, Ritalin or Dexedrine) without a doctor telling you to take them, during the past 30 days?






Response	6	8	10	12	Total	
0	99.8	99.5	96.1	95.7	97.9	
1-2	0.2	0.5	1.3	1.4	0.8	
3-5	0.0	0.0	1.0	1.8	0.7	
6-9	0.0	0.0	1.3	0.7	0.5	
10-19	0.0	0.0	0.3	0.4	0.1	
20-39	0.0	0.0	0.0	0.0	0.0	
40+	0.0	0.0	0.0	0.0	0.0	
N of Valid	473	218	386	282	1359	
N of Miss	12	3	5	3	23	

Table 149: On how many occasions have you used heroin or other opiates in your lifetime?







Response	6	8	10	12	Total	
0	99.6	98.6	98.4	95.7	98.3	
1-2	0.2	0.5	0.3	2.1	0.7	
3-5	0.2	0.0	0.3	0.4	0.2	
6-9	0.0	0.5	0.3	0.0	0.1	
10-19	0.0	0.5	0.5	0.4	0.3	
20-39	0.0	0.0	0.0	0.0	0.0	
40+	0.0	0.0	0.3	1.4	0.4	
N of Valid	470	218	386	282	1356	
N of Miss	15	3	5	3	26	

Table 150: On how many occasions have you used heroin or other opiates during the past 30 days?




Response	6	8	10	12	Total	
0	100.0	99.5	99.5	98.9	99.6	
1-2	0.0	0.5	0.5	0.4	0.3	
3-5	0.0	0.0	0.0	0.0	0.0	
6-9	0.0	0.0	0.0	0.0	0.0	
10-19	0.0	0.0	0.0	0.7	0.1	
20-39	0.0	0.0	0.0	0.0	0.0	
40+	0.0	0.0	0.0	0.0	0.0	
N of Valid	470	217	386	282	1355	
N of Miss	15	4	5	3	27	

Table 151: On how many occasions have you used MDMA ('X', 'E', or ecstasy) in your lifetime?








Response	6	8	10	12	Total	
0	100.0	99.5	92.7	93.6	96.5	
1-2	0.0	0.0	3.9	1.4	1.4	
3-5	0.0	0.0	1.6	2.1	0.9	
6-9	0.0	0.0	0.5	1.1	0.4	
10-19	0.0	0.0	0.8	1.4	0.5	
20-39	0.0	0.0	0.3	0.0	0.1	
40+	0.0	0.5	0.3	0.4	0.2	
N of Valid	468	218	386	283	1355	
N of Miss	17	3	5	2	27	

Table 152: On how many occasions have you used MDMA ('X', 'E', or ecstasy) during the past 30 days?





Response	6	8	10	12	Total	
0	100.0	99.5	98.2	98.2	99.0	
1-2	0.0	0.0	1.3	1.1	0.6	
3-5	0.0	0.0	0.3	0.7	0.2	
6-9	0.0	0.0	0.0	0.0	0.0	
10-19	0.0	0.0	0.0	0.0	0.0	
20-39	0.0	0.0	0.0	0.0	0.0	
40+	0.0	0.5	0.3	0.0	0.1	
N of Valid	470	217	383	281	1351	
N of Miss	15	4	8	4	31	

Table 153: On how many occasions have you taken prescription drugs (such as Valium, Xanax, Ritalin, Adderall, OxyContin, Darvocet, or sleeping pills) on your own-that is, without a doctor telling you to take them in your lifetime?








Response	6	8	10	12	Total	
0	96.8	91.3	76.9	67.6	84.1	
1-2	2.4	5.0	5.2	6.8	4.5	
3-5	0.6	1.4	4.4	7.8	3.3	
6-9	0.2	0.9	3.4	6.4	2.5	
10-19	0.0	0.9	2.6	4.6	1.9	
20-39	0.0	0.0	3.4	1.8	1.3	
40+	0.0	0.5	4.2	5.0	2.3	
N of Valid	466	218	385	281	1350	
N of Miss	19	3	6	4	32	

Table 154: On how many occasions have you taken prescription drugs (such as Valium, Xanax, Ritalin, Adderall, OxyContin, Darvocet, or sleeping pills) on your own-that is, without a doctor telling you to take them during the past 30 days?








Response	6	8	10	12	Total	
0	98.7	98.2	87.6	84.1	92.4	
1-2	0.9	0.9	5.7	8.1	3.8	
3-5	0.2	0.0	2.8	3.2	1.5	
6-9	0.0	0.5	1.3	2.5	1.0	
10-19	0.0	0.5	1.8	1.4	0.9	
20-39	0.0	0.0	0.5	0.4	0.2	
40+	0.2	0.0	0.3	0.4	0.2	
N of Valid	468	218	386	283	1355	
N of Miss	17	3	5	2	27	

Table 155: On how many occasions have you taken non-prescription medicines such as diet pills (for example, Dietac, Dexatrim or Prolamine), stay-awake pills (for example No-Doz, Vivarin, or Wake), or cough or cold medicines (robos, DXM, etc.) to get high in your lifetime?








Response	6	8	10	12	Total	
0	98.9	95.0	87.8	85.8	92.4	
1-2	0.4	2.3	4.9	3.2	2.6	
3-5	0.2	0.5	2.1	2.5	1.3	
6-9	0.0	0.0	1.8	2.8	1.1	
10-19	0.0	0.5	1.6	0.7	0.7	
20-39	0.2	0.9	0.3	1.4	0.6	
40+	0.2	0.9	1.6	3.5	1.4	
N of Valid	466	218	386	282	1352	
N of Miss	19	3	5	3	30	

Table 156: On how many occasions have you taken non-prescription medicines such as diet pills (for example, Dietac, Dexatrim or Prolamine), stay-awake pills (for example No-Doz, Vivarin, or Wake), or cough or cold medicines (robos, DXM, etc.) to get high during the past 30 days?

Response	6	8	10	12	Total	
0	99.1	97.2	94.3	95.7	96.7	
1-2	0.4	1.4	4.4	2.1	2.1	
3-5	0.2	0.0	0.0	0.4	0.1	
6-9	0.2	0.0	0.3	1.4	0.4	
10-19	0.0	0.0	0.5	0.0	0.1	
20-39	0.0	0.5	0.3	0.4	0.2	
40+	0.0	0.9	0.3	0.0	0.2	
N of Valid	465	218	386	282	1351	
N of Miss	20	3	5	3	31	

Table 157: On how many occasions have you been drunk or very high from drinking alcoholic beverages during the past 30 days?

Response	6	8	10	12	Total	
0	98.1	95.9	78.0	67.3	85.5	
1-2	1.1	1.8	12.2	14.4	7.2	
3-5	0.4	0.9	4.7	8.1	3.3	
6-9	0.4	0.9	3.4	3.9	2.1	
10-19	0.0	0.0	0.8	3.9	1.0	
20-39	0.0	0.0	0.3	1.1	0.3	
40+	0.0	0.5	0.8	1.4	0.6	
N of Valid	466	218	386	284	1354	
N of Miss	19	3	5	1	28	

Table 158: Think back over the last two weeks. How many times have you had five or more alcoholic drinks in a row?


Response	6	8	10	12	Total	
None	97.0	94.0	79.4	71.3	86.1	
Once	1.3	2.3	8.9	8.9	5.2	
Twice	1.1	1.4	4.4	8.2	3.6	
3-5 times	0.2	0.5	6.0	7.4	3.4	
6-9 times	0.0	0.9	0.5	2.8	0.9	
10 or more times	0.4	0.9	0.8	1.4	0.8	
N of Valid	461	216	384	282	1343	
N of Miss	24	5	7	3	39	

Table 159: Have you ever used smokeless tobacco (chew, snuff, plug, dipping tobacco, or chewing tobacco)?


Response	6	8	10	12	Total	
Never	94.8	82.4	78.9	73.0	83.7	
Once or Twice	3.5	7.9	9.1	11.3	7.4	
Once in a while but not regularly	0.6	5.6	3.6	2.8	2.8	
Regularly in the past	0.6	2.3	5.2	5.7	3.3	
Regularly now	0.4	1.9	3.1	7.1	2.8	
N of Valid	463	216	384	282	1345	
N of Miss	22	5	7	3	37	

Table 160: How often have you taken smokeless tobacco during the past 30 days?


Response	6	8	10	12	Total	
Not at all	98.5	92.6	91.4	87.9	93.3	
Once or twice	0.7	3.2	3.9	3.5	2.6	
Once or twice per week	0.2	0.0	0.8	1.1	0.5	
Three to five times per week	0.7	0.5	1.6	0.4	0.8	
About once a day	0.0	1.9	0.5	0.7	0.6	
More than once a day	0.0	1.9	1.8	6.4	2.2	
N of Valid	458	216	384	282	1340	
N of Miss	27	5	7	3	42	



Table 161: Have you ever smoked cigarettes?






Response	6	8	10	12	Total	
Never	92.2	80.6	56.8	51.1	71.6	
Once or Twice	5.7	13.4	17.5	15.6	12.4	
Once in a while but not regularly	1.1	2.8	11.8	13.1	6.9	
Regularly in the past	0.7	1.9	5.2	9.2	4.0	
Regularly now	0.4	1.4	8.6	11.0	5.1	
N of Valid	460	216	382	282	1340	
N of Miss	25	5	9	3	42	

Table 162: How frequently have you smoked cigarettes during the past 30 days?








Response	6	8	10	12	Total	
Not at all	97.4	94.4	81.0	73.4	87.2	
Less than one cigarette per day	2.0	2.8	7.6	11.3	5.7	
One to five cigarettes per day	0.4	0.9	6.3	8.2	3.8	
About one-half pack per day	0.0	1.4	2.6	3.9	1.8	
About one pack per day	0.0	0.0	2.1	1.8	1.0	
About one and one-half packs per day	0.0	0.0	0.3	1.4	0.4	
Two packs or more per day	0.2	0.5	0.3	0.0	0.2	
N of Valid	460	216	384	282	1342	
N of Miss	25	5	7	3	40	

Table 163: During the last month, about how many marijuana cigarettes, or the equivalent, did you smoke a day, on the average?








Response	6	8	10	12	Total	
None	98.9	96.3	84.8	83.6	91.3	
Less than 1 a day	0.2	1.9	6.5	9.3	4.2	
1 a day	0.0	0.0	3.9	0.7	1.3	
2-3 a day	0.4	0.9	2.4	3.2	1.6	
4-6 a day	0.0	0.0	1.6	1.4	0.7	
7-10 a day	0.2	0.0	0.5	1.1	0.4	
11 or more a day	0.2	0.9	0.3	0.7	0.4	
N of Valid	460	216	382	280	1338	
N of Miss	25	5	9	5	44	

Table 164: If you drank alcohol (not just a sip or taste) in the past year, how did you usually get it?













Response	6	8	10	12	Total	
I did not drink alcohol in the past year	93.1	73.8	49.7	41.0	66.6	
I bought it myself with a fake ID	0.0	0.0	0.5	0.0	0.2	
I bought it myself without a fake ID	0.0	0.0	0.5	1.4	0.5	
I got it from someone I know age 21 or older	1.1	2.8	17.0	28.1	11.6	
I got it from someone I know under age 21	0.7	1.9	8.8	10.4	5.2	
I got it from my brother or sister	0.2	0.5	3.5	0.4	1.2	
I got it from home with my parents' permission	1.3	7.0	5.9	4.0	4.1	
I got it from home without my parents' permission	0.7	5.1	3.7	1.4	2.4	
I got it from another relative	0.4	3.3	1.3	2.5	1.6	
A stranger bought it for me	0.0	0.5	0.0	1.8	0.5	
I took it from a store or shop	0.0	0.0	0.5	0.0	0.2	
Other	2.5	5.1	8.5	9.0	6.0	
N of Valid	448	214	376	278	1316	
N of Miss	37	7	15	7	66	

Table 165: If you drank alcohol (not just a sip or taste) in the past year, where did you usually drink it?

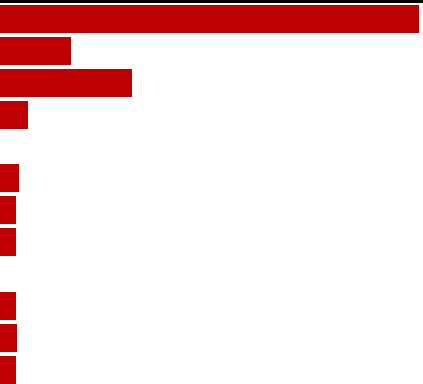
Response	6	8	10	12	Total	
I did not drink alcohol in the past year	93.3	75.1	48.9	42.1	66.9	
at my home	3.6	14.6	13.0	9.9	9.4	
at someone else's home	2.0	7.0	30.9	42.1	19.5	
at an open area like a park, beach, field, back road, woods, or a street corner	0.4	1.9	3.5	3.7	2.2	
at a sporting event or concert	0.0	0.5	1.3	1.1	0.7	
at a restaurant, bar, or a nightclub	0.2	0.0	0.3	0.0	0.2	
at an empty building or a construction site	0.4	0.0	0.5	0.0	0.3	
at a hotel/motel	0.0	0.5	0.0	1.1	0.3	
in a car	0.0	0.5	1.1	0.0	0.4	
at school	0.0	0.0	0.5	0.0	0.2	
N of Valid	447	213	376	273	1309	
N of Miss	38	8	15	12	73	

Table 166: If you smoked cigarettes (not just a puff or drag) in the past year, how did you usually get them?













Response	6	8	10	12	Total	
I did not smoke cigarettes in the past year	94.6	87.9	73.0	62.0	80.5	
I bought them myself with a fake ID	0.0	0.0	0.5	0.0	0.2	
I bought them myself without a fake ID	0.0	0.0	1.1	10.9	2.6	
I got them from someone I know age 18 or older	1.3	2.8	12.0	14.9	7.5	
I got them from someone I know under age 18	0.9	0.9	4.3	4.3	2.6	
I got them from my brother or sister	0.0	0.0	1.9	0.7	0.7	
I got them from home with my parents' permission	0.0	0.5	1.3	0.0	0.5	
I got them from home without my parents' permission	0.2	2.8	2.9	0.0	1.4	
I got them from another relative	0.0	0.9	0.5	1.1	0.5	
A stranger bought them for me	0.0	0.0	0.0	0.4	0.1	
I took them from a store or shop	0.0	0.0	0.0	1.1	0.2	
Other	2.9	4.2	2.4	4.7	3.4	
N of Valid	447	215	374	276	1312	
N of Miss	38	6	17	9	70	

Table 167: If you smoked cigarettes (not just a puff or drag) in the past year, where did you usually smoke them?








Response	6	8	10	12	Total	
I did not smoke cigarettes in the past year	95.5	89.7	73.9	63.6	81.7	
at my home	0.9	2.8	9.4	7.7	5.1	
at someone else's home	1.6	4.2	6.2	8.8	4.8	
at an open area like a park, beach, field, back road, woods, or a street corner	1.6	3.3	5.1	7.4	4.1	
at a sporting event or concert	0.0	0.0	0.0	0.0	0.0	
at a restaurant, bar, or a nightclub	0.0	0.0	0.0	0.4	0.1	
at an empty building or a construction site	0.0	0.0	0.0	0.0	0.0	
at a hotel/motel	0.0	0.0	0.0	0.0	0.0	
in a car	0.4	0.0	4.8	12.1	4.1	
at school	0.0	0.0	0.5	0.0	0.2	
N of Valid	445	213	372	272	1302	
N of Miss	40	8	19	13	80	

Table 168: During the past 30 days, how many times did you ride in a car or other vehicle driven by someone who had been drinking alcohol?






Response	6	8	10	12	Total	
0 times	83.4	80.5	71.7	79.6	78.8	
1 time	7.1	9.8	13.9	7.9	9.6	
2 or 3 times	5.7	5.1	10.0	7.5	7.2	
4 or 5 times	1.1	1.9	1.3	2.9	1.7	
6 or more times	2.6	2.8	3.1	2.1	2.7	
N of Valid	453	215	381	280	1329	
N of Miss	32	6	10	5	53	

Table 169: During the past 30 days, how many times did you drive a car or other vehicle when you had been drinking alcohol?







Response	6	8	10	12	Total	
I did not drive a car in the past 30 days	60.8	61.2	45.9	22.8	48.5	
0 times	37.1	36.0	49.1	64.5	46.2	
1 time	0.9	1.4	3.2	5.1	2.5	
2 or 3 times	0.2	0.5	1.3	2.9	1.1	
4 or 5 times	0.2	0.5	0.3	2.9	0.8	
6 or more times	0.7	0.5	0.3	1.8	0.8	
N of Valid	439	214	377	276	1306	
N of Miss	46	7	14	9	76	

Table 170: How wrong would most adults (over 21) in your neighborhood think it is for kids your age: to use marijuana?





Response	6	8	10	12	Total	
Very wrong	93.1	86.6	70.8	67.4	80.3	
Wrong	4.0	7.9	15.9	21.0	11.6	
A little bit wrong	1.1	3.2	8.4	6.9	4.7	
Not wrong at all	1.8	2.3	5.0	4.7	3.4	
N of Valid	452	216	383	276	1327	
N of Miss	33	5	8	9	55	

Table 171: How wrong would most adults (over 21) in your neighborhood think it is for kids your age: to drink alcohol?





Response	6	8	10	12	Total	
Very wrong	83.6	67.1	44.6	42.8	61.2	
Wrong	9.1	20.4	30.5	30.8	21.6	
A little bit wrong	4.6	8.3	17.8	19.2	12.1	
Not wrong at all	2.7	4.2	7.0	7.2	5.1	
N of Valid	452	216	383	276	1327	
N of Miss	33	5	8	9	55	

Table 172: How wrong would most adults (over 21) in your neighborhood think it is for kids your age: to smoke cigarettes?





Response	6	8	10	12	Total	
Very wrong	85.8	71.3	48.7	36.7	62.6	
Wrong	7.5	15.7	26.7	33.8	19.8	
A little bit wrong	4.2	9.3	15.2	20.4	11.5	
Not wrong at all	2.4	3.7	9.4	9.1	6.0	
N of Valid	452	216	382	275	1325	
N of Miss	33	5	9	10	57	

Table 173: How much do each of the following statements describe your neighborhood? crime and/or drug selling





Response	6	8	10	12	Total	
NO!	87.7	80.6	68.7	74.5	78.3	
no	7.2	15.7	18.8	17.8	14.2	
yes	3.8	2.3	9.4	4.4	5.3	
YES!	1.3	1.4	3.1	3.3	2.3	
N of Valid	446	216	383	275	1320	
N of Miss	39	5	8	10	62	

Table 174: How much do each of the following statements describe your neighborhood? fights





Response	6	8	10	12	Total	
NO!	72.5	66.2	67.9	75.9	70.8	
no	14.3	20.4	19.1	17.2	17.3	
yes	10.1	9.7	9.4	5.1	8.8	
YES!	3.1	3.7	3.7	1.8	3.1	
N of Valid	447	216	383	274	1320	
N of Miss	38	5	8	11	62	

Table 175: How much do each of the following statements describe your neighborhood? lots of empty or abandoned buildings





Response	6	8	10	12	Total	
NO!	81.7	72.2	74.1	80.2	77.6	
no	12.8	22.7	17.5	17.2	16.7	
yes	4.3	3.7	6.5	1.1	4.2	
YES!	1.3	1.4	1.8	1.5	1.5	
N of Valid	447	216	382	273	1318	
N of Miss	38	5	9	12	64	

Table 176: How much do each of the following statements describe your neighborhood? lots of graffiti





Response	6	8	10	12	Total	
NO!	86.7	82.3	82.2	86.4	84.6	
no	9.4	15.3	16.0	12.1	12.9	
yes	1.8	1.4	0.5	0.7	1.1	
YES!	2.0	0.9	1.3	0.7	1.4	
N of Valid	445	215	382	273	1315	
N of Miss	40	6	9	12	67	

Table 177: If I had to move, I would miss the neighborhood I now live in.





Response	6	8	10	12	Total	
NO!	11.4	17.4	16.1	10.6	13.6	
no	11.4	15.0	20.1	20.1	16.3	
yes	28.2	24.4	31.8	38.3	30.7	
YES!	49.0	43.2	32.0	31.0	39.4	
N of Valid	447	213	384	274	1318	
N of Miss	38	8	7	11	64	



Table 178: My neighbors notice when I am doing a good job and let me know about it.

Response	6	8	10	12	Total	
NO!	28.9	36.9	37.8	38.5	34.8	
no	30.2	34.1	39.3	35.2	34.6	
yes	24.3	19.6	16.7	17.9	20.0	
YES!	16.6	9.3	6.3	8.4	10.7	
N of Valid	440	214	384	273	1311	
N of Miss	45	7	7	12	71	

Table 179: I like my neighborhood.

Response	6	8	10	12	Total	
NO!	6.1	10.3	12.5	5.9	8.6	
no	7.7	12.1	14.6	12.5	11.5	
yes	32.2	39.3	43.3	52.2	40.8	
YES!	54.0	38.3	29.5	29.4	39.2	
N of Valid	441	214	383	272	1310	
N of Miss	44	7	8	13	72	

Table 180: There are lots of adults in my neighborhood I could talk to about something important.

Response	6	8	10	12	Total	
NO!	17.7	24.1	29.3	31.5	25.0	
no	24.3	28.2	27.7	34.4	28.1	
yes	28.6	22.2	29.3	17.0	25.4	
YES!	29.3	25.5	13.6	17.0	21.6	
N of Valid	440	216	382	270	1308	
N of Miss	45	5	9	15	74	

Table 181: I'd like to get out of my neighborhood.





Response	6	8	10	12	Total	
NO!	58.8	45.1	35.0	31.1	43.9	
no	25.2	31.2	34.2	42.5	32.4	
yes	10.4	15.3	18.8	17.6	15.1	
YES!	5.6	8.4	12.0	8.8	8.6	
N of Valid	444	215	383	273	1315	
N of Miss	41	6	8	12	67	

Table 182: There are people in my neighborhood who are proud of me when I do something well.





Response	6	8	10	12	Total	
NO!	17.7	24.1	25.3	23.7	22.2	
no	19.3	28.2	32.0	32.5	27.2	
yes	36.4	31.9	29.2	31.4	32.5	
YES!	26.6	15.7	13.5	12.4	18.0	
N of Valid	440	216	384	274	1314	
N of Miss	45	5	7	11	68	

Table 183: There are people in my neighborhood who encourage me to do my best.





Response	6	8	10	12	Total	
NO!	18.2	24.2	27.1	23.4	22.9	
no	14.6	24.7	26.3	31.4	23.2	
yes	36.7	28.8	30.5	31.0	32.4	
YES!	30.5	22.3	16.1	14.2	21.6	
N of Valid	439	215	384	274	1312	
N of Miss	46	6	7	11	70	

Table 184: I feel safe in my neighborhood.





Response	6	8	10	12	Total	
NO!	7.1	9.8	7.8	2.6	6.8	
no	7.6	8.4	6.5	3.7	6.6	
yes	32.0	36.3	48.7	53.1	42.0	
YES!	53.3	45.6	37.0	40.7	44.6	
N of Valid	437	215	384	273	1309	
N of Miss	48	6	7	12	73	

Table 185: Which of the following activities for people your age are available in your community? sports teams?



Response	6	8	10	12	Total	
No	16.1	15.8	13.8	5.5	13.2	
Yes	83.9	84.2	86.2	94.5	86.8	
N of Valid	434	215	383	275	1307	
N of Miss	51	6	8	10	75	

Table 186: Which of the following activities for people your age are available in your community? scouting?



Response	6	8	10	12	Total	
No	41.1	48.8	44.4	28.4	40.7	
Yes	58.9	51.2	55.6	71.6	59.3	
N of Valid	421	215	376	271	1283	
N of Miss	64	6	15	14	99	

Table 187: Which of the following activities for people your age are available in your community? boys and girls clubs?



Response	6	8	10	12	Total	
No	24.8	30.4	20.5	15.4	22.5	
Yes	75.2	69.6	79.5	84.6	77.5	
N of Valid	427	214	381	273	1295	
N of Miss	58	7	10	12	87	

Table 188: Which of the following activities for people your age are available in your community? 4-H clubs?



Response	6	8	10	12	Total	
No	62.7	44.9	38.2	44.4	48.5	
Yes	37.3	55.1	61.8	55.6	51.5	
N of Valid	408	214	377	266	1265	
N of Miss	77	7	14	19	117	

Table 189: Which of the following activities for people your age are available in your community? service clubs?



Response	6	8	10	12	Total	
No	47.7	43.2	37.2	31.5	40.4	
Yes	52.3	56.8	62.8	68.5	59.6	
N of Valid	413	213	376	270	1272	
N of Miss	72	8	15	15	110	

Table 190: If a kid smoked marijuana in your neighborhood would he or she be caught by the police?





Response	6	8	10	12	Total	
NO!	12.1	16.8	25.7	27.9	20.2	
no	13.0	32.2	44.6	49.3	33.1	
yes	32.6	30.8	22.0	16.9	25.9	
YES!	42.3	20.1	7.6	5.9	20.8	
N of Valid	430	214	381	272	1297	
N of Miss	55	7	10	13	85	

Table 191: If a kid drank some beer, wine or hard liquor (for example, vodka, whiskey, or gin) in your neighborhood would he or she be caught by the police?





Response	6	8	10	12	Total	
NO!	14.3	22.0	32.2	33.7	24.9	
no	22.8	40.7	48.4	51.5	39.3	
yes	31.0	21.0	13.9	11.9	20.3	
YES!	31.9	16.4	5.5	3.0	15.5	
N of Valid	426	214	382	270	1292	
N of Miss	59	7	9	15	90	

Table 192: If a kid carried a handgun in your neighborhood would he or she be caught by the police?





Response	6	8	10	12	Total	
NO!	11.2	13.1	22.3	23.7	17.4	
no	14.7	29.0	34.3	40.7	28.3	
yes	28.3	24.8	25.1	22.2	25.5	
YES!	45.8	33.2	18.3	13.3	28.8	
N of Valid	428	214	382	270	1294	
N of Miss	57	7	9	15	88	

Table 193: If you wanted to get some cigarettes, how easy would it be for you to get some?





Response	6	8	10	12	Total	
Very hard	75.8	48.1	18.1	5.9	39.4	
Sort of hard	10.0	19.8	14.9	5.2	12.0	
Sort of easy	7.6	14.2	24.9	12.2	14.8	
Very easy	6.6	17.9	42.1	76.8	33.8	
N of Valid	422	212	382	271	1287	
N of Miss	63	9	9	14	95	

Table 194: If you wanted to get some beer, wine or hard liquor (for example, vodka, whiskey, or gin), how easy would it be for you to get some?





Response	6	8	10	12	Total	
Very hard	74.6	46.7	15.5	7.4	38.3	
Sort of hard	9.5	15.1	15.0	7.7	11.7	
Sort of easy	8.3	19.3	27.6	33.2	21.1	
Very easy	7.6	18.9	41.8	51.7	28.9	
N of Valid	421	212	380	271	1284	
N of Miss	64	9	11	14	98	

Table 195: If you wanted to get a drug like cocaine, LSD, or amphetamines, how easy would it be for you to get some?





Response	6	8	10	12	Total	
Very hard	94.1	86.8	54.9	37.6	69.4	
Sort of hard	3.3	9.0	18.2	26.6	13.6	
Sort of easy	0.7	2.4	14.5	21.4	9.4	
Very easy	1.9	1.9	12.4	14.4	7.6	
N of Valid	421	212	379	271	1283	
N of Miss	64	9	12	14	99	

Table 196: If you wanted to get a handgun, how easy would it be for you to get one?





Response	6	8	10	12	Total	
Very hard	76.8	68.9	46.1	42.8	59.2	
Sort of hard	10.0	10.4	22.1	18.5	15.4	
Sort of easy	5.7	9.9	11.8	14.8	10.1	
Very easy	7.6	10.8	20.0	24.0	15.3	
N of Valid	422	212	380	271	1285	
N of Miss	63	9	11	14	97	

Table 197: If you wanted to get some marijuana, how easy would it be for you to get some?





Response	6	8	10	12	Total	
Very hard	92.6	74.1	30.5	17.0	55.2	
Sort of hard	3.1	10.8	10.8	8.9	7.9	
Sort of easy	1.4	8.0	22.4	19.6	12.5	
Very easy	2.9	7.1	36.3	54.6	24.4	
N of Valid	420	212	380	271	1283	
N of Miss	65	9	11	14	99	

Table 198: During the past 12 months, have you participated in any alcohol prevention programs or seen any alcohol prevention messages in your school or community?  
Yes, a school-based program focused on preventing underage drinking and/or drinking and driving.



Response	6	8	10	12	Total	
No	66.2	60.6	79.0	75.4	70.8	
Yes	33.8	39.4	21.0	24.6	29.2	
N of Valid	485	221	391	285	1382	
N of Miss	0	0	0	0	0	

Table 199: During the past 12 months, have you participated in any alcohol prevention programs or seen any alcohol prevention messages in your school or community? Yes, a community-based program focused on preventing underage drinking and/or drinking and driving (for example, through your church or temple or through youth groups like Boys and Girls Club or 4-H).



Response	6	8	10	12	Total	
No	86.0	91.9	89.3	88.8	88.4	
Yes	14.0	8.1	10.7	11.2	11.6	
N of Valid	485	221	391	285	1382	
N of Miss	0	0	0	0	0	

Table 200: During the past 12 months, have you participated in any alcohol prevention programs or seen any alcohol prevention messages in your school or community? Yes, a media campaign addressing underage drinking and/or drinking and driving (for example, newspaper ads, posters, pamphlets, radio, TV).



Response	6	8	10	12	Total	
No	86.6	86.0	83.6	85.6	85.5	
Yes	13.4	14.0	16.4	14.4	14.5	
N of Valid	485	221	391	285	1382	
N of Miss	0	0	0	0	0	

Table 201: During the past 12 months, have you participated in any alcohol prevention programs or seen any alcohol prevention messages in your school or community? No



Response	6	8	10	12	Total	
No	59.0	50.2	44.2	46.3	50.8	
Yes	41.0	49.8	55.8	53.7	49.2	
N of Valid	485	221	391	285	1382	
N of Miss	0	0	0	0	0	



Table 202: How wrong do your parents feel it would be for YOU to: drink beer, wine or hard liquor (for example, vodka, whiskey or gin) regularly?





Response	6	8	10	12	Total	
Very wrong	92.7	78.4	63.0	57.2	74.1	
Wrong	5.0	12.7	22.5	19.7	14.5	
A little bit wrong	1.7	7.5	11.9	19.0	9.3	
Not wrong at all	0.7	1.4	2.6	4.1	2.1	
N of Valid	424	213	378	269	1284	
N of Miss	61	8	13	16	98	

Table 203: How wrong do your parents feel it would be for YOU to: smoke cigarettes?





Response	6	8	10	12	Total	
Very wrong	93.6	85.5	77.2	61.7	80.7	
Wrong	4.5	9.3	14.6	22.7	12.1	
A little bit wrong	1.0	3.7	5.8	11.2	5.0	
Not wrong at all	1.0	1.4	2.4	4.5	2.2	
N of Valid	420	214	378	269	1281	
N of Miss	65	7	13	16	101	

Table 204: How wrong do your parents feel it would be for YOU to: smoke marijuana?





Response	6	8	10	12	Total	
Very wrong	97.9	94.9	87.2	79.1	90.3	
Wrong	1.4	3.3	7.2	10.8	5.4	
A little bit wrong	0.5	0.5	3.5	6.7	2.7	
Not wrong at all	0.2	1.4	2.1	3.4	1.6	
N of Valid	419	214	375	268	1276	
N of Miss	66	7	16	17	106	

Table 205: How wrong do your parents feel it would be for YOU to: steal something worth more than \$5?





Response	6	8	10	12	Total	
Very wrong	91.5	84.6	82.9	81.7	85.8	
Wrong	6.1	10.7	13.9	16.8	11.4	
A little bit wrong	1.9	2.8	2.9	1.1	2.2	
Not wrong at all	0.5	1.9	0.3	0.4	0.6	
N of Valid	424	214	374	268	1280	
N of Miss	61	7	17	17	102	

Table 206: How wrong do your parents feel it would be for YOU to: draw graffiti, write things, or draw pictures on buildings or other property (without the owner's permission)?





Response	6	8	10	12	Total	
Very wrong	92.0	86.9	83.3	80.9	86.3	
Wrong	5.2	9.3	12.7	14.2	10.0	
A little bit wrong	1.4	2.3	3.4	4.5	2.8	
Not wrong at all	1.4	1.4	0.5	0.4	0.9	
N of Valid	424	214	378	267	1283	
N of Miss	61	7	13	18	99	

Table 207: How wrong do your parents feel it would be for YOU to: pick a fight with someone?





Response	6	8	10	12	Total	
Very wrong	74.6	63.6	48.9	49.1	59.9	
Wrong	14.0	24.3	29.9	31.2	24.0	
A little bit wrong	7.6	7.9	18.0	16.7	12.6	
Not wrong at all	3.8	4.2	3.2	3.0	3.5	
N of Valid	422	214	378	269	1283	
N of Miss	63	7	13	16	99	

Table 208: During the past 12 months, have you talked with at least one of your parents about the dangers of underage drinking and/or drinking and driving? By parents, we mean either your biological parents, adoptive parents, stepparents, or adult guardians - whether or not they live with you.

Response	6	8	10	12	Total
No	42.3	49.5	46.5	44.9	45.3
Yes	57.7	50.5	53.5	55.1	54.7
N of Valid	407	210	372	263	1252
N of Miss	78	11	19	22	130

Table 209: Have any of your brothers or sisters ever: drunk beer, wine or hard liquor (for example, vodka, whiskey or gin)?

Response	6	8	10	12	Total
No	78.2	56.8	40.3	37.1	54.6
Yes	17.7	39.4	53.9	59.6	41.0
I don't have any brothers or sisters	4.1	3.8	5.8	3.4	4.4
N of Valid	412	213	380	267	1272
N of Miss	73	8	11	18	110

Table 210: Have any of your brothers or sisters ever: smoked marijuana?

Response	6	8	10	12	Total
No	92.0	81.1	61.4	65.5	75.5
Yes	4.1	15.1	33.1	30.7	20.2
I don't have any brothers or sisters	3.9	3.8	5.6	3.7	4.3
N of Valid	413	212	378	267	1270
N of Miss	72	9	13	18	112

Table 211: Have any of your brothers or sisters ever: smoked cigarettes?




Response	6	8	10	12	Total	
No	82.6	65.0	52.9	52.8	64.6	
Yes	13.6	31.3	41.0	43.8	31.0	
I don't have any brothers or sisters	3.9	3.7	6.1	3.4	4.4	
N of Valid	413	214	376	267	1270	
N of Miss	72	7	15	18	112	

Table 212: Have any of your brothers or sisters ever: taken a handgun to school?




Response	6	8	10	12	Total	
No	95.4	94.3	92.9	96.2	94.6	
Yes	0.7	1.4	1.9	0.0	1.0	
I don't have any brothers or sisters	3.9	4.3	5.3	3.8	4.3	
N of Valid	413	211	378	265	1267	
N of Miss	72	10	13	20	115	

Table 213: Have any of your brothers or sisters ever: been suspended or expelled from school?




Response	6	8	10	12	Total	
No	80.9	70.0	66.1	75.6	73.6	
Yes	15.2	25.8	28.0	20.7	21.9	
I don't have any brothers or sisters	3.9	4.2	5.9	3.8	4.5	
N of Valid	414	213	375	266	1268	
N of Miss	71	8	16	19	114	

Table 214: The rules in my family are clear.

Response	6	8	10	12	Total	
NO!	2.7	4.7	3.2	3.4	3.3	
no	5.9	8.0	9.5	5.6	7.2	
yes	27.6	37.6	42.7	50.0	38.5	
YES!	63.9	49.8	44.6	41.0	50.9	
N of Valid	410	213	379	268	1270	
N of Miss	75	8	12	17	112	

Table 215: People in my family often insult or yell at each other.

Response	6	8	10	12	Total	
NO!	42.2	26.9	22.2	21.4	29.3	
no	32.8	34.4	40.7	46.2	38.3	
yes	16.0	26.4	23.8	22.9	21.6	
YES!	8.9	12.3	13.2	9.4	10.9	
N of Valid	405	212	378	266	1261	
N of Miss	80	9	13	19	121	

Table 216: When I am not at home, one of my parents knows where I am and who I am with.

Response	6	8	10	12	Total	
NO!	3.2	4.7	3.4	3.4	3.6	
no	3.2	4.2	9.5	7.5	6.2	
yes	23.1	36.9	44.1	53.4	38.1	
YES!	70.5	54.2	43.0	35.7	52.2	
N of Valid	407	214	379	266	1266	
N of Miss	78	7	12	19	116	

Table 217: We argue about the same things in my family over and over.

Response	6	8	10	12	Total	
NO!	41.9	25.7	15.0	11.7	24.7	
no	30.8	31.8	34.6	38.3	33.7	
yes	17.9	29.0	30.3	33.1	26.7	
YES!	9.4	13.6	20.1	16.9	14.9	
N of Valid	403	214	379	266	1262	
N of Miss	82	7	12	19	120	

Table 218: If you drank some beer or wine or liquor (for example, vodka, whiskey, or gin) without your parents' permission, would you be caught by your parents?

Response	6	8	10	12	Total	
NO!	12.6	13.6	13.8	16.0	13.9	
no	4.5	22.0	39.1	53.4	28.0	
yes	12.4	22.9	24.5	17.9	18.9	
YES!	70.5	41.6	22.6	12.6	39.2	
N of Valid	404	214	376	262	1256	
N of Miss	81	7	15	23	126	

Table 219: My family has clear rules about alcohol and drug use.

Response	6	8	10	12	Total	
NO!	5.5	5.2	2.9	1.9	3.9	
no	2.5	5.2	13.0	13.0	8.3	
yes	14.8	24.4	31.9	47.3	28.4	
YES!	77.3	65.3	52.1	37.8	59.4	
N of Valid	400	213	376	262	1251	
N of Miss	85	8	15	23	131	

Table 220: If you carried a handgun without your parents' permission, would you be caught by your parents?

Response	6	8	10	12	Total
NO!	6.8	9.9	8.5	6.9	7.9
no	2.0	3.8	13.8	23.7	10.4
yes	11.8	22.5	30.3	27.9	22.6
YES!	79.3	63.8	47.3	41.6	59.1
N of Valid	397	213	376	262	1248
N of Miss	88	8	15	23	134

Table 221: If you skipped school would you be caught by your parents?

Response	6	8	10	12	Total
NO!	4.3	8.5	7.7	6.9	6.6
no	2.3	6.6	15.5	18.3	10.3
yes	14.6	24.4	30.4	36.3	25.6
YES!	78.9	60.6	46.4	38.5	57.5
N of Valid	398	213	375	262	1248
N of Miss	87	8	16	23	134

Table 222: Do you feel very close to your mother?

Response	6	8	10	12	Total
NO!	4.5	8.9	8.0	8.4	7.1
no	3.8	8.9	13.9	10.3	9.1
yes	14.8	24.8	30.7	34.9	25.5
YES!	76.9	57.5	47.5	46.4	58.3
N of Valid	398	214	375	261	1248
N of Miss	87	7	16	24	134

Table 223: Do you share your thoughts and feelings with your mother?





Response	6	8	10	12	Total	
NO!	8.6	14.5	12.3	10.3	11.1	
no	12.4	21.5	25.7	23.0	20.2	
yes	24.3	16.8	31.3	37.9	28.0	
YES!	54.7	47.2	30.7	28.7	40.8	
N of Valid	395	214	374	261	1244	
N of Miss	90	7	17	24	138	

Table 224: My parents ask me what I think before most family decisions affecting me are made.





Response	6	8	10	12	Total	
NO!	10.7	11.8	12.4	11.2	11.5	
no	13.2	21.7	24.2	25.8	20.6	
yes	29.7	30.7	43.3	44.6	37.1	
YES!	46.4	35.8	20.2	18.5	30.9	
N of Valid	394	212	372	260	1238	
N of Miss	91	9	19	25	144	

Table 225: Do you share your thoughts and feelings with your father?





Response	6	8	10	12	Total	
NO!	18.9	24.1	26.8	18.4	22.1	
no	18.4	24.5	27.1	32.4	25.0	
yes	21.2	19.3	25.2	31.3	24.2	
YES!	41.6	32.1	20.9	18.0	28.8	
N of Valid	392	212	373	256	1233	
N of Miss	93	9	18	29	149	



Table 226: Do you enjoy spending time with your mother?

Response	6	8	10	12	Total	
NO!	3.8	7.0	6.4	3.9	5.2	
no	2.3	7.5	10.4	9.4	7.1	
yes	20.4	31.5	42.9	47.3	34.7	
YES!	73.5	54.0	40.3	39.5	53.0	
N of Valid	392	213	375	256	1236	
N of Miss	93	8	16	29	146	

Table 227: Do you enjoy spending time with your father?

Response	6	8	10	12	Total	
NO!	8.5	13.8	15.4	11.3	12.1	
no	4.9	9.0	10.0	12.5	8.7	
yes	20.1	27.6	40.2	41.0	31.8	
YES!	66.6	49.5	34.5	35.2	47.4	
N of Valid	389	210	371	256	1226	
N of Miss	96	11	20	29	156	

Table 228: If I had a personal problem, I could ask my mom or dad for help.

Response	6	8	10	12	Total	
NO!	6.9	10.3	9.1	4.7	7.7	
no	5.1	8.9	17.6	12.8	11.1	
yes	19.5	28.2	35.2	44.4	30.9	
YES!	68.5	52.6	38.1	38.1	50.3	
N of Valid	394	213	375	257	1239	
N of Miss	91	8	16	28	143	

Table 229: Do you feel very close to your father?





Response	6	8	10	12	Total	
NO!	11.2	16.0	18.8	15.7	15.2	
no	7.8	13.2	17.9	21.2	14.6	
yes	20.8	21.2	29.9	34.9	26.6	
YES!	60.3	49.5	33.4	28.2	43.6	
N of Valid	385	212	368	255	1220	
N of Miss	100	9	23	30	162	

Table 230: My parents give me lots of chances to do fun things with them.





Response	6	8	10	12	Total	
NO!	4.9	9.4	11.5	5.5	7.8	
no	7.9	16.0	21.1	28.5	17.6	
yes	22.8	28.3	38.5	38.7	31.8	
YES!	64.5	46.2	28.9	27.3	42.8	
N of Valid	391	212	374	256	1233	
N of Miss	94	9	17	29	149	

Table 231: My parents ask if I've gotten my homework done.





Response	6	8	10	12	Total	
NO!	2.0	7.1	8.0	7.0	5.8	
no	1.8	6.1	10.5	21.1	9.2	
yes	16.8	28.8	36.7	40.6	29.8	
YES!	79.3	58.0	44.8	31.3	55.2	
N of Valid	392	212	373	256	1233	
N of Miss	93	9	18	29	149	

Table 232: People in my family have serious arguments.

Response	6	8	10	12	Total	
NO!	41.8	27.4	22.4	23.0	29.5	
no	30.4	38.7	42.7	44.9	38.6	
yes	14.0	18.4	23.8	23.8	19.8	
YES!	13.8	15.6	11.1	8.2	12.1	
N of Valid	385	212	370	256	1223	
N of Miss	100	9	21	29	159	

Table 233: Would your parents know if you did not come home on time?

Response	6	8	10	12	Total	
NO!	4.4	6.1	5.1	3.1	4.7	
no	4.4	5.7	9.4	12.9	7.9	
yes	16.1	29.7	37.1	43.9	30.7	
YES!	75.0	58.5	48.4	40.0	56.7	
N of Valid	384	212	372	255	1223	
N of Miss	101	9	19	30	159	

Table 234: It is important to be honest with your parents, even if they become upset or you get punished.

Response	6	8	10	12	Total	
NO!	2.8	5.2	5.6	5.1	4.6	
no	3.1	7.6	12.0	11.7	8.4	
yes	17.8	35.5	41.4	47.7	34.3	
YES!	76.2	51.7	40.9	35.5	52.8	
N of Valid	387	211	374	256	1228	
N of Miss	98	10	17	29	154	

Table 235: My parents notice when I am doing a good job and let me know about it.


Response	6	8	10	12	Total	
Never or Almost Never	5.4	6.1	9.9	5.9	7.0	
Sometimes	16.3	25.8	24.1	31.0	23.4	
Often	23.8	27.2	33.2	34.5	29.5	
All the time	54.5	40.8	32.9	28.6	40.2	
N of Valid	387	213	374	255	1229	
N of Miss	98	8	17	30	153	

Table 236: How often do your parents tell you they're proud of you for something you've done?


Response	6	8	10	12	Total	
Never or Almost Never	3.8	6.1	10.7	7.5	7.1	
Sometimes	13.6	26.2	27.1	28.9	23.0	
Often	30.4	26.6	33.0	34.0	31.3	
All the time	52.2	41.1	29.2	29.6	38.7	
N of Valid	391	214	373	253	1231	
N of Miss	94	7	18	32	151	

Table 237: How many brothers and sisters, including stepbrothers and stepsisters, do you have that are younger than you?

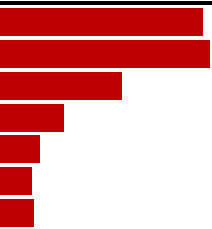
Response	6	8	10	12	Total	
0	30.5	31.9	31.6	31.1	31.2	
1	33.3	31.0	31.4	33.9	32.4	
2	17.7	15.5	17.4	20.3	17.8	
3	8.7	8.9	7.0	8.8	8.2	
4	4.1	5.6	4.8	2.0	4.2	
5	3.1	3.3	3.2	1.6	2.9	
6 or more	2.6	3.8	4.6	2.4	3.3	
N of Valid	390	213	373	251	1227	
N of Miss	95	8	18	34	155	

Table 238: How many brothers and sisters, including stepbrothers and stepsisters, do you have that are older than you?








Response	6	8	10	12	Total	
0	34.7	28.8	35.4	37.6	34.5	
1	31.1	31.6	29.8	34.0	31.4	
2	14.5	16.3	18.2	14.4	15.9	
3	8.9	11.6	8.3	7.2	8.9	
4	5.1	5.6	4.0	4.0	4.6	
5	2.8	1.4	0.8	2.0	1.8	
6 or more	2.8	4.7	3.5	0.8	2.9	
N of Valid	392	215	373	250	1230	
N of Miss	93	6	18	35	152	

Table 239: Have you changed homes in the past year (the last 12 months)?



Response	6	8	10	12	Total	
No	66.2	68.8	74.7	80.8	72.2	
Yes	33.8	31.2	25.3	19.2	27.8	
N of Valid	390	215	372	250	1227	
N of Miss	95	6	19	35	155	

Table 240: How many times have you changed homes since kindergarten?






Response	6	8	10	12	Total	
Never	31.8	23.1	27.0	25.3	27.5	
1 or 2 times	34.9	36.3	32.7	37.8	35.1	
3 or 4 times	16.0	21.2	19.5	19.7	18.7	
5 or 6 times	10.2	8.5	9.5	10.8	9.8	
7 or more times	7.1	10.8	11.4	6.4	8.9	
N of Valid	381	212	370	249	1212	
N of Miss	104	9	21	36	170	

Table 241: Have you changed schools (including changing from elementary to middle and middle to high school) in the past year?



Response	6	8	10	12	Total	
No	44.4	49.5	43.8	84.4	53.4	
Yes	55.6	50.5	56.2	15.6	46.6	
N of Valid	378	212	370	250	1210	
N of Miss	107	9	21	35	172	

Table 242: How many times have you changed schools since kindergarten (including changing from elementary to middle and middle to high school)?






Response	6	8	10	12	Total	
Never	29.3	24.4	19.4	19.8	23.5	
1 or 2 times	44.1	26.8	19.7	19.4	28.5	
3 or 4 times	15.8	31.0	41.0	40.7	31.3	
5 or 6 times	7.9	10.3	10.1	16.1	10.7	
7 or more times	2.9	7.5	9.8	4.0	6.1	
N of Valid	379	213	366	248	1206	
N of Miss	106	8	25	37	176	

Table 243: Has anyone in your family ever had severe alcohol or drug problems?



Response	6	8	10	12	Total	
No	78.4	69.2	59.0	53.4	65.7	
Yes	21.6	30.8	41.0	46.6	34.3	
N of Valid	379	214	366	249	1208	
N of Miss	106	7	25	36	174	

Table 244: About how many adults (over 21) have you known personally who in the past year have: used marijuana, crack, cocaine, or other drugs?






Response	6	8	10	12	Total	
0	82.4	70.2	43.6	41.1	59.9	
1	9.0	14.9	20.3	23.0	16.4	
2	3.5	5.1	13.6	11.3	8.4	
3-4	2.1	3.7	9.2	6.9	5.5	
5+	2.9	6.0	13.3	17.7	9.7	
N of Valid	376	215	369	248	1208	
N of Miss	109	6	22	37	174	

Table 245: About how many adults (over 21) have you known personally who in the past year have: sold or dealt drugs?






Response	6	8	10	12	Total	
0	89.8	83.3	68.0	64.7	76.8	
1	7.0	8.8	13.7	14.1	10.8	
2	1.6	3.7	6.6	7.6	4.7	
3-4	0.0	2.3	5.7	6.0	3.4	
5+	1.6	1.9	6.0	7.6	4.2	
N of Valid	372	215	366	249	1202	
N of Miss	113	6	25	36	180	

Table 246: About how many adults (over 21) have you known personally who in the past year have: done other things that could get them in trouble with the police, like stealing, selling stolen goods, mugging or assaulting others, etc.?






Response	6	8	10	12	Total	
0	86.9	74.3	60.7	61.7	71.5	
1	8.5	14.5	20.3	16.5	14.8	
2	2.7	5.1	6.0	10.5	5.7	
3-4	0.3	1.4	4.3	4.8	2.7	
5+	1.6	4.7	8.7	6.5	5.3	
N of Valid	375	214	369	248	1206	
N of Miss	110	7	22	37	176	

Table 247: About how many adults (over 21) have you known personally who in the past year have: gotten drunk or high?










Response	6	8	10	12	Total	
0	69.1	48.8	24.5	20.2	41.8	
1	16.4	21.4	20.4	17.0	18.6	
2	5.9	10.7	13.3	16.2	11.1	
3-4	4.0	6.5	13.0	10.5	8.6	
5+	4.6	12.6	28.8	36.0	19.9	
N of Valid	372	215	368	247	1202	
N of Miss	113	6	23	38	180	

Table 248: How honest were you in filling out this survey?

Response	6	8	10	12	Total	
I was very honest	87.7	82.5	85.9	86.9	86.1	
I was honest pretty much of the time	10.2	16.5	12.5	12.7	12.5	
I was honest some of the time	2.1	0.5	1.1	0.4	1.2	
I was honest once in a while	0.0	0.5	0.5	0.0	0.2	
I was not honest at all	0.0	0.0	0.0	0.0	0.0	
N of Valid	374	212	368	251	1205	
N of Miss	111	9	23	34	177	