

2008 APNA

Arkansas Prevention Needs Assessment Student Survey



Sebastian County Frequency Distribution Report

Office of Alcohol and Drug Abuse Prevention
Division of Behavioral Health Services
Arkansas Department of Human Services
March 2009

Contents

1 INTRODUCTION

12

2 PERCENTAGE TABLES

17

List of Tables

1	Sex	18
2	Age	18
3	Are you Hispanic or Latino?	18
4	What is your race? Black or African American	19
5	What is your race? Asian	19
6	What is your race? American Indian	19
7	What is your race? Alaska Native	19
8	What is your race? White	20
9	What is your race? Native Hawaiian or Other Pacific Islander	20
10	What is your race? Other	20
11	What is the highest level of schooling completed by your mother or father?	21
12	Think of where you live most of the time. Which of the following people live there with you? Mother	21
13	Think of where you live most of the time. Which of the following people live there with you? Stepmother	21
14	Think of where you live most of the time. Which of the following people live there with you? Foster Mother	22
15	Think of where you live most of the time. Which of the following people live there with you? Grandmother	22
16	Think of where you live most of the time. Which of the following people live there with you? Aunt	22
17	Think of where you live most of the time. Which of the following people live there with you? Father	22

18	Think of where you live most of the time. Which of the following people live there with you? Stepfather	23
19	Think of where you live most of the time. Which of the following people live there with you? Foster Father	23
20	Think of where you live most of the time. Which of the following people live there with you? Grandfather	23
21	Think of where you live most of the time. Which of the following people live there with you? Uncle	23
22	Think of where you live most of the time. Which of the following people live there with you? Other Adults	24
23	Think of where you live most of the time. Which of the following people live there with you? Brother(s)	24
24	Think of where you live most of the time. Which of the following people live there with you? Stepbrother(s)	24
25	Think of where you live most of the time. Which of the following people live there with you? Sister(s)	24
26	Think of where you live most of the time. Which of the following people live there with you? Stepsister(s)	25
27	Think of where you live most of the time. Which of the following people live there with you? Other Children	25
28	In my school, students have lots of chances to help decide things like class activities and rules.	25
29	Teachers ask me to work on special classroom projects.	26
30	My teacher(s) notices when I am doing a good job and lets me know about it.	26
31	There are lots of chances for students in my school to get involved in sports, clubs, and other school activities outside of class. . . .	26
32	There are lots of chances for students in my school to talk with a teacher one-on-one.	27

33	I feel safe at my school.	27
34	The school lets my parents know when I have done something well.	27
35	My teachers praise me when I work hard in school.	28
36	Are your school grades better than the grades of most students in your class?	28
37	I have lots of chances to be part of class discussions or activities.	28
38	Now thinking back over the past year in school, how often did you: enjoy being in school?	29
39	Now thinking back over the past year in school, how often did you: hate being in school?	29
40	Now thinking back over the past year in school, how often did you: try to do your best work in school?	29
41	How often do you feel that the school work you are assigned is meaningful and important?	30
42	Putting them all together, what were your grades like last year?	30
43	How important do you think the things you are learning in school are going to be for your later life?	30
44	How interesting are most of your courses to you?	31
45	During the LAST FOUR WEEKS how many whole days of school have you missed because you skipped or 'cut'?	31
46	Think of your four best friends (the friends you feel closest to). In the past year (12 months), how many of your best friends have: participated in clubs, organizations or activities at school?	31
47	Think of your four best friends (the friends you feel closest to). In the past year (12 months), how many of your best friends have: smoked cigarettes?	32

48	Think of your four best friends (the friends you feel closest to). In the past year (12 months), how many of your best friends have: tried beer, wine or hard liquor (for example, vodka, whiskey, or gin) when their parents didn't know about it?	32
49	Think of your four best friends (the friends you feel closest to). In the past year (12 months), how many of your best friends have: made a commitment to stay drug-free?	32
50	Think of your four best friends (the friends you feel closest to). In the past year (12 months), how many of your best friends have: used marijuana?	33
51	Think of your four best friends (the friends you feel closest to). In the past year (12 months), how many of your best friends have: tried to do well in school?	33
52	Think of your four best friends (the friends you feel closest to). In the past year (12 months), how many of your best friends have: used LSD, cocaine, amphetamines, or other illegal drugs?	33
53	Think of your four best friends (the friends you feel closest to). In the past year (12 months), how many of your best friends have: been suspended from school?	34
54	Think of your four best friends (the friends you feel closest to). In the past year (12 months), how many of your best friends have: liked school?	34
55	Think of your four best friends (the friends you feel closest to). In the past year (12 months), how many of your best friends have: carried a handgun?	34
56	Think of your four best friends (the friends you feel closest to). In the past year (12 months), how many of your best friends have: sold illegal drugs?	35
57	Think of your four best friends (the friends you feel closest to). In the past year (12 months), how many of your best friends have: regularly attended religious services?	35

58	Think of your four best friends (the friends you feel closest to). In the past year (12 months), how many of your best friends have: stolen or tried to steal a motor vehicle such as a car or motorcycle?	35
59	Think of your four best friends (the friends you feel closest to). In the past year (12 months), how many of your best friends have: been arrested?	36
60	Think of your four best friends (the friends you feel closest to). In the past year (12 months), how many of your best friends have: dropped out of school?	36
61	Think of your four best friends (the friends you feel closest to). In the past year (12 months), how many of your best friends have: been members of a gang?	36
62	What are the chances you would be seen as cool if you: smoked cigarettes?	37
63	What are the chances you would be seen as cool if you: worked hard at school?	37
64	What are the chances you would be seen as cool if you: began drinking alcoholic beverages regularly, that is, at least once or twice a month?	37
65	What are the chances you would be seen as cool if you: defended someone who was being verbally abused at school?	38
66	What are the chances you would be seen as cool if you: smoked marijuana?	38
67	What are the chances you would be seen as cool if you: carried a handgun?	38
68	What are the chances you would be seen as cool if you: regularly volunteered to do community service?	39
69	How old were you when you first: smoked marijuana?	39
70	How old were you when you first: smoked a cigarette, even just a puff?	40

71	How old were you when you first: had more than a sip or two of beer, wine or hard liquor (for example, vodka, whiskey, or gin)?	40
72	How old were you when you first: began drinking alcoholic beverages regularly, that is, at least once or twice a month?	41
73	How old were you when you first: used phenoxydine (pox, px, breeze)?	41
74	How old were you when you first: got suspended from school?	42
75	How old were you when you first: got arrested?	42
76	How old were you when you first: carried a handgun?	43
77	How old were you when you first: attacked someone with the idea of seriously hurting them?	43
78	How old were you when you first: belonged to a gang?	44
79	How wrong do you think it is for someone your age to: take a handgun to school?	44
80	How wrong do you think it is for someone your age to: steal anything worth more than \$5?	44
81	How wrong do you think it is for someone your age to: pick a fight with someone?	45
82	How wrong do you think it is for someone your age to: attack someone with the idea of seriously hurting them?	45
83	How wrong do you think it is for someone your age to: stay away from school all day when their parents think they are at school?	45
84	How wrong do you think it is for someone your age to: drink beer, wine or hard liquor (for example, vodka, whiskey, or gin) regularly?	46
85	How wrong do you think it is for someone your age to: smoke cigarettes?	46

86	How wrong do you think it is for someone your age to: smoke marijuana?	46
87	How wrong do you think it is for someone your age to: use LSD, cocaine, amphetamines or another illegal drug?	47
88	At school during the past 12 months, did you receive help from the resource teacher, speech therapist or other special education teacher?	47
89	How many times have you done the following things? done what feels good no matter what.	47
90	How many times have you done the following things? done something dangerous because someone dared you to do it.	48
91	How many times have you done the following things? done crazy things even if they are a little dangerous.	48
92	How many times in the past year (12 months) have you: been suspended from school?	49
93	How many times in the past year (12 months) have you: carried a handgun?	49
94	How many times in the past year (12 months) have you: sold illegal drugs?	50
95	How many times in the past year (12 months) have you: stolen or tried to steal a motor vehicle such as a car or motorcycle?	50
96	How many times in the past year (12 months) have you: participated in clubs, organizations or activities at school?	51
97	How many times in the past year (12 months) have you: been arrested?	51
98	How many times in the past year (12 months) have you: done extra work on your own for school?	52
99	How many times in the past year (12 months) have you: attacked someone with the idea of seriously hurting them?	52

100	How many times in the past year (12 months) have you: been drunk or high at school?	53
101	How many times in the past year (12 months) have you: volunteered to do community service?	53
102	How many times in the past year (12 months) have you: taken a handgun to school?	54
103	Are you currently on probation, or assigned a probation officer with Juvenile Court?	54
104	Have you ever belonged to a gang?	54
105	If you have ever belonged to a gang, did that gang have a name?	55
106	You're looking at CD's in a music store with a friend. You look up and see her slip a CD under her coat. She smiles and says 'Which one do you want? Go ahead, take it while nobody's around.' There is nobody in sight, no employees and no other customers. What would you do now?	55
107	You are visiting another part of town, and you don't know any of the people your age there. You are walking down the street, and some teenager you don't know is walking toward you. He is about your size, and as he is about to pass you, he deliberately bumps into you and you almost lose your balance. What would you say or do?	55
108	You are at a party at someone's house, and one of your friends offers you a drink containing alcohol. What would you say or do?	56
109	It's 8:00 on a weeknight and you are about to go over to a friend's home when your mother asks you where you are going. You say 'Oh, just going to go hang out with some friends.' She says, 'No, you'll just get into trouble if you go out. Stay home tonight.' What would you do now?	56
110	How often do you attend religious services or activities?	56
111	I do the opposite of what people tell me, just to get them mad.	57
112	I like to see how much I can get away with.	57

113	I ignore rules that get in my way.	57
114	I think sometimes it's okay to cheat at school.	58
115	It is important to think before you act.	58
116	Sometimes I think that life is not worth it.	58
117	At times I think I am no good at all.	59
118	All in all, I am inclined to think that I am a failure.	59
119	In the past year, have you felt depressed or sad MOST days, even if you felt okay sometimes?	59
120	It is all right to beat up people if they start the fight.	60
121	I think it is okay to take something without asking if you can get away with it.	60
122	Sometimes we don't know what we will do as adults, but we may have an idea. Please answer how true these statements may be for you. WHEN I AM AN ADULT I WILL: smoke cigarettes.	60
123	Sometimes we don't know what we will do as adults, but we may have an idea. Please answer how true these statements may be for you. WHEN I AM AN ADULT I WILL: drink beer, wine, or liquor.	61
124	Sometimes we don't know what we will do as adults, but we may have an idea. Please answer how true these statements may be for you. WHEN I AM AN ADULT I WILL: smoke marijuana.	61
125	Sometimes we don't know what we will do as adults, but we may have an idea. Please answer how true these statements may be for you. WHEN I AM AN ADULT I WILL: use LSD, cocaine, amphetamines or another illegal drug.	61
126	How much do you think people risk harming themselves (physically or in other ways) if they: smoked one or more packs of cigarettes per day?	62

127	How much do you think people risk harming themselves (physically or in other ways) if they: try marijuana once or twice?	62
128	How much do you think people risk harming themselves (physically or in other ways) if they: smoke marijuana regularly?	62
129	How much do you think people risk harming themselves (physically or in other ways) if they: take one or two drinks of an alcoholic beverage (beer, wine, liquor) nearly every day?	63
130	How much do you think people risk harming themselves (physically or in other ways) if they: have five or more drinks once or twice each weekend?	63
131	On how many occasions have you had alcoholic beverages (beer, wine or hard liquor) to drink in your lifetime - more than just a few sips?	63
132	On how many occasions have you had beer, wine or hard liquor to drink during the past 30 days?	64
133	On how many occasions have you used marijuana (grass, pot) or hashish (hash, hash oil) in your lifetime?	64
134	On how many occasions have you used marijuana (grass, pot) or hashish (hash, hash oil) during the past 30 days?	65
135	On how many occasions have you used LSD or other psychedelics in your lifetime?	65
136	On how many occasions have you used LSD or other psychedelics during the past 30 days?	66
137	On how many occasions have you used cocaine or crack in your lifetime?	66
138	On how many occasions have you used cocaine or crack during the past 30 days?	67
139	On how many occasions have you sniffed glue, breathed the contents of an aerosol spray can, or inhaled other gases or sprays, in order to get high in your lifetime?	67

140	On how many occasions have you sniffed glue, breathed the contents of an aerosol spray can, or inhaled other gases or sprays, in order to get high during the past 30 days?	68
141	On how many occasions have you used phenoxydine (pox, px, breeze) in your lifetime?	68
142	On how many occasions have you used phenoxydine (pox, px, breeze) during the past 30 days?	69
143	On how many occasions have you used sedatives (tranquilizers, such as Valium or Xanax, barbiturates, or sleeping pills) without a doctor telling you to take them, in your lifetime?	69
144	On how many occasions have you used sedatives (tranquilizers, such as Valium or Xanax, barbiturates, or sleeping pills) without a doctor telling you to take them, during the past 30 days?	70
145	On how many occasions have you used Methamphetamines (meth, speed, crank, crystal meth) in your lifetime?	70
146	On how many occasions have you used Methamphetamines (meth, speed, crank, crystal meth) in the past 30 days?	71
147	On how many occasions have you used stimulants, other than Methamphetamines (such as amphetamines, Ritalin or Dexedrine) without a doctor telling you to take them, in your lifetime?	71
148	On how many occasions have you used stimulants, other than Methamphetamines (such as amphetamines, Ritalin or Dexedrine) without a doctor telling you to take them, during the past 30 days?	72
149	On how many occasions have you used heroin or other opiates in your lifetime?	72
150	On how many occasions have you used heroin or other opiates during the past 30 days?	73
151	On how many occasions have you used MDMA ('X', 'E', or ecstasy) in your lifetime?	73

152	On how many occasions have you used MDMA ('X', 'E', or ecstasy) during the past 30 days?	74
153	On how many occasions have you taken prescription drugs (such as Valium, Xanax, Ritalin, Adderall, OxyContin, Darvocet, or sleeping pills) on your own-that is, without a doctor telling you to take them in your lifetime?	74
154	On how many occasions have you taken prescription drugs (such as Valium, Xanax, Ritalin, Adderall, OxyContin, Darvocet, or sleeping pills) on your own-that is, without a doctor telling you to take them during the past 30 days?	75
155	On how many occasions have you taken non-prescription medicines such as diet pills (for example, Dietac, Dexatrim or Prolamine), stay-awake pills (for example No-Doz, Vivarin, or Wake), or cough or cold medicines (robos, DXM, etc.) to get high in your lifetime?	75
156	On how many occasions have you taken non-prescription medicines such as diet pills (for example, Dietac, Dexatrim or Prolamine), stay-awake pills (for example No-Doz, Vivarin, or Wake), or cough or cold medicines (robos, DXM, etc.) to get high during the past 30 days?	76
157	On how many occasions have you been drunk or very high from drinking alcoholic beverages during the past 30 days?	76
158	Think back over the last two weeks. How many times have you had five or more alcoholic drinks in a row?	77
159	Have you ever used smokeless tobacco (chew, snuff, plug, dipping tobacco, or chewing tobacco)?	77
160	How often have you taken smokeless tobacco during the past 30 days?	77
161	Have you ever smoked cigarettes?	78
162	How frequently have you smoked cigarettes during the past 30 days?	78

163	During the last month, about how many marijuana cigarettes, or the equivalent, did you smoke a day, on the average?	79
164	If you drank alcohol (not just a sip or taste) in the past year, how did you usually get it?	79
165	If you drank alcohol (not just a sip or taste) in the past year, where did you usually drink it?	80
166	If you smoked cigarettes (not just a puff or drag) in the past year, how did you usually get them?	81
167	If you smoked cigarettes (not just a puff or drag) in the past year, where did you usually smoke them?	82
168	During the past 30 days, how many times did you ride in a car or other vehicle driven by someone who had been drinking alcohol?	82
169	During the past 30 days, how many times did you drive a car or other vehicle when you had been drinking alcohol?	83
170	How wrong would most adults (over 21) in your neighborhood think it is for kids your age: to use marijuana?	83
171	How wrong would most adults (over 21) in your neighborhood think it is for kids your age: to drink alcohol?	83
172	How wrong would most adults (over 21) in your neighborhood think it is for kids your age: to smoke cigarettes?	84
173	How much do each of the following statements describe your neighborhood? crime and/or drug selling	84
174	How much do each of the following statements describe your neighborhood? fights	84
175	How much do each of the following statements describe your neighborhood? lots of empty or abandoned buildings	85
176	How much do each of the following statements describe your neighborhood? lots of graffiti	85
177	If I had to move, I would miss the neighborhood I now live in.	85

178	My neighbors notice when I am doing a good job and let me know about it.	86
179	I like my neighborhood.	86
180	There are lots of adults in my neighborhood I could talk to about something important.	86
181	I'd like to get out of my neighborhood.	87
182	There are people in my neighborhood who are proud of me when I do something well.	87
183	There are people in my neighborhood who encourage me to do my best.	87
184	I feel safe in my neighborhood.	88
185	Which of the following activities for people your age are available in your community? sports teams?	88
186	Which of the following activities for people your age are available in your community? scouting?	88
187	Which of the following activities for people your age are available in your community? boys and girls clubs?	89
188	Which of the following activities for people your age are available in your community? 4-H clubs?	89
189	Which of the following activities for people your age are available in your community? service clubs?	89
190	If a kid smoked marijuana in your neighborhood would he or she be caught by the police?	90
191	If a kid drank some beer, wine or hard liquor (for example, vodka, whiskey, or gin) in your neighborhood would he or she be caught by the police?	90
192	If a kid carried a handgun in your neighborhood would he or she be caught by the police?	90

193	If you wanted to get some cigarettes, how easy would it be for you to get some?	91
194	If you wanted to get some beer, wine or hard liquor (for example, vodka, whiskey, or gin), how easy would it be for you to get some?	91
195	If you wanted to get a drug like cocaine, LSD, or amphetamines, how easy would it be for you to get some?	91
196	If you wanted to get a handgun, how easy would it be for you to get one?	92
197	If you wanted to get some marijuana, how easy would it be for you to get some?	92
198	During the past 12 months, have you participated in any alcohol prevention programs or seen any alcohol prevention messages in your school or community? Yes, a school-based program focused on preventing underage drinking and/or drinking and driving.	92
199	During the past 12 months, have you participated in any alcohol prevention programs or seen any alcohol prevention messages in your school or community? Yes, a community-based program focused on preventing underage drinking and/or drinking and driving (for example, through your church or temple or through youth groups like Boys and Girls Club or 4-H).	93
200	During the past 12 months, have you participated in any alcohol prevention programs or seen any alcohol prevention messages in your school or community? Yes, a media campaign addressing underage drinking and/or drinking and driving (for example, newspaper ads, posters, pamphlets, radio, TV).	93
201	During the past 12 months, have you participated in any alcohol prevention programs or seen any alcohol prevention messages in your school or community? No	93
202	How wrong do your parents feel it would be for YOU to: drink beer, wine or hard liquor (for example, vodka, whiskey or gin) regularly?	94
203	How wrong do your parents feel it would be for YOU to: smoke cigarettes?	94

204	How wrong do your parents feel it would be for YOU to: smoke marijuana?	94
205	How wrong do your parents feel it would be for YOU to: steal something worth more than \$5?	95
206	How wrong do your parents feel it would be for YOU to: draw graffiti, write things, or draw pictures on buildings or other property (without the owner's permission)?	95
207	How wrong do your parents feel it would be for YOU to: pick a fight with someone?	95
208	During the past 12 months, have you talked with at least one of your parents about the dangers of underage drinking and/or drinking and driving? By parents, we mean either your biological parents, adoptive parents, stepparents, or adult guardians - whether or not they live with you.	96
209	Have any of your brothers or sisters ever: drunk beer, wine or hard liquor (for example, vodka, whiskey or gin)?	96
210	Have any of your brothers or sisters ever: smoked marijuana?	96
211	Have any of your brothers or sisters ever: smoked cigarettes?	97
212	Have any of your brothers or sisters ever: taken a handgun to school?	97
213	Have any of your brothers or sisters ever: been suspended or expelled from school?	97
214	The rules in my family are clear.	98
215	People in my family often insult or yell at each other.	98
216	When I am not at home, one of my parents knows where I am and who I am with.	98
217	We argue about the same things in my family over and over.	99

218	If you drank some beer or wine or liquor (for example, vodka, whiskey, or gin) without your parents' permission, would you be caught by your parents?	99
219	My family has clear rules about alcohol and drug use.	99
220	If you carried a handgun without your parents' permission, would you be caught by your parents?	100
221	If you skipped school would you be caught by your parents?	100
222	Do you feel very close to your mother?	100
223	Do you share your thoughts and feelings with your mother?	101
224	My parents ask me what I think before most family decisions affecting me are made.	101
225	Do you share your thoughts and feelings with your father?	101
226	Do you enjoy spending time with your mother?	102
227	Do you enjoy spending time with your father?	102
228	If I had a personal problem, I could ask my mom or dad for help.	102
229	Do you feel very close to your father?	103
230	My parents give me lots of chances to do fun things with them.	103
231	My parents ask if I've gotten my homework done.	103
232	People in my family have serious arguments.	104
233	Would your parents know if you did not come home on time?	104
234	It is important to be honest with your parents, even if they become upset or you get punished.	104
235	My parents notice when I am doing a good job and let me know about it.	105

236	How often do your parents tell you they're proud of you for something you've done?	105
237	How many brothers and sisters, including stepbrothers and step-sisters, do you have that are younger than you?	105
238	How many brothers and sisters, including stepbrothers and step-sisters, do you have that are older than you?	106
239	Have you changed homes in the past year (the last 12 months)?	106
240	How many times have you changed homes since kindergarten? .	106
241	Have you changed schools (including changing from elementary to middle and middle to high school) in the past year?	107
242	How many times have you changed schools since kindergarten (including changing from elementary to middle and middle to high school)?	107
243	Has anyone in your family ever had severe alcohol or drug problems?	107
244	About how many adults (over 21) have you known personally who in the past year have: used marijuana, crack, cocaine, or other drugs?	108
245	About how many adults (over 21) have you known personally who in the past year have: sold or dealt drugs?	108
246	About how many adults (over 21) have you known personally who in the past year have: done other things that could get them in trouble with the police, like stealing, selling stolen goods, mugging or assaulting others, etc.?	108
247	About how many adults (over 21) have you known personally who in the past year have: gotten drunk or high?	109
248	How honest were you in filling out this survey?	109

List of Figures

1	Grade Chart	13
2	Gender Chart	14
3	Age Chart	15
4	Ethnic Origin Chart	16

1 INTRODUCTION

This report was generated from data collected on the *2008 Arkansas Prevention Needs Assessment Student Survey*. This report contains basic frequency tables of all data collected and graphs on the selected demographic variables of grade, gender, age and ethnic origin. The graph on ethnic origin is represented as a bar chart rather than as a pie chart. This is because students were allowed to mark more than one response for ethnic origin as opposed to being allowed to mark only one response. The bars represent the percent of students who marked each of the ethnic categories.

Questions regarding the information found in this report can be directed to:

Pride Surveys

160 Vanderbilt Court
Bowling Green, KY 42103
1-800-279-6361
www.pridesurveys.com

Grade Chart

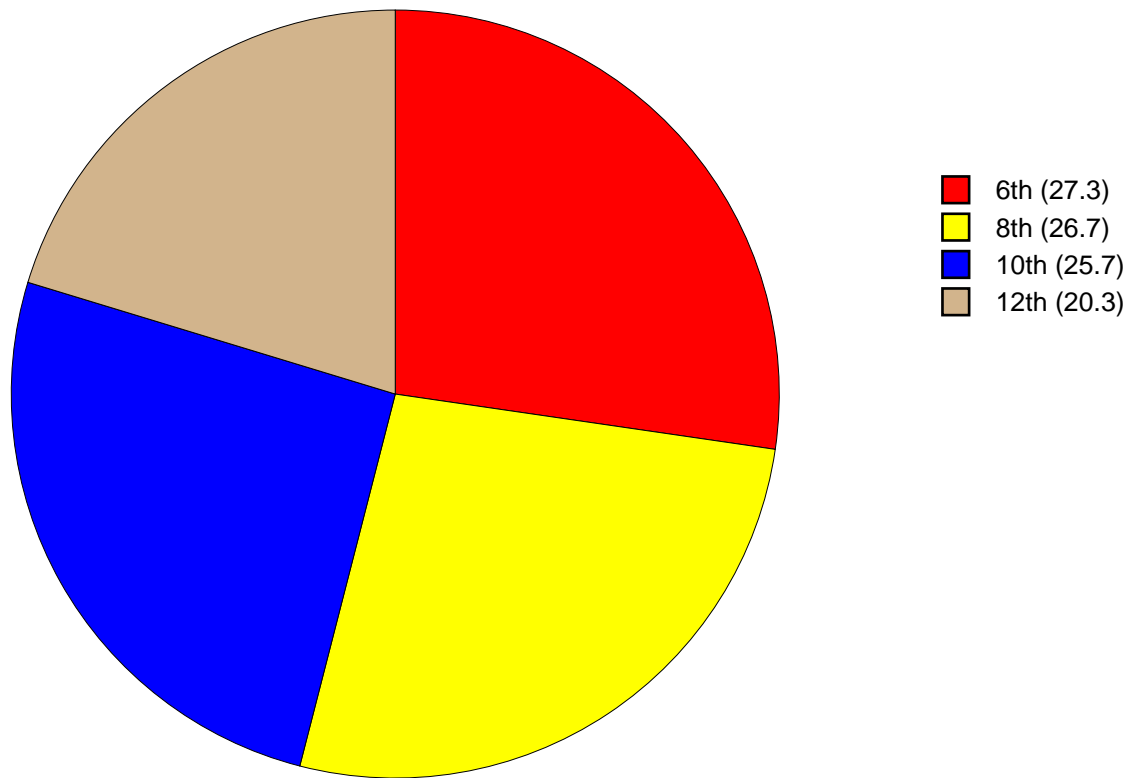


Figure 1: Grade Chart

Gender Chart

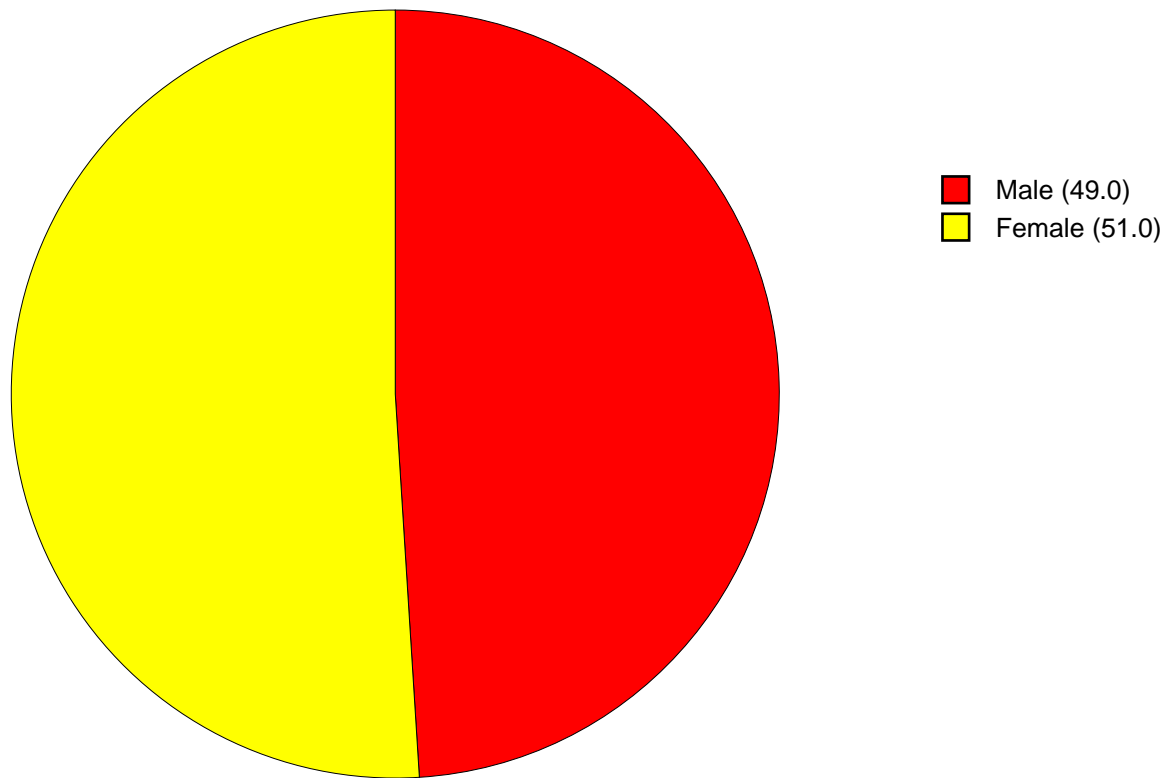


Figure 2: Gender Chart

Age Chart

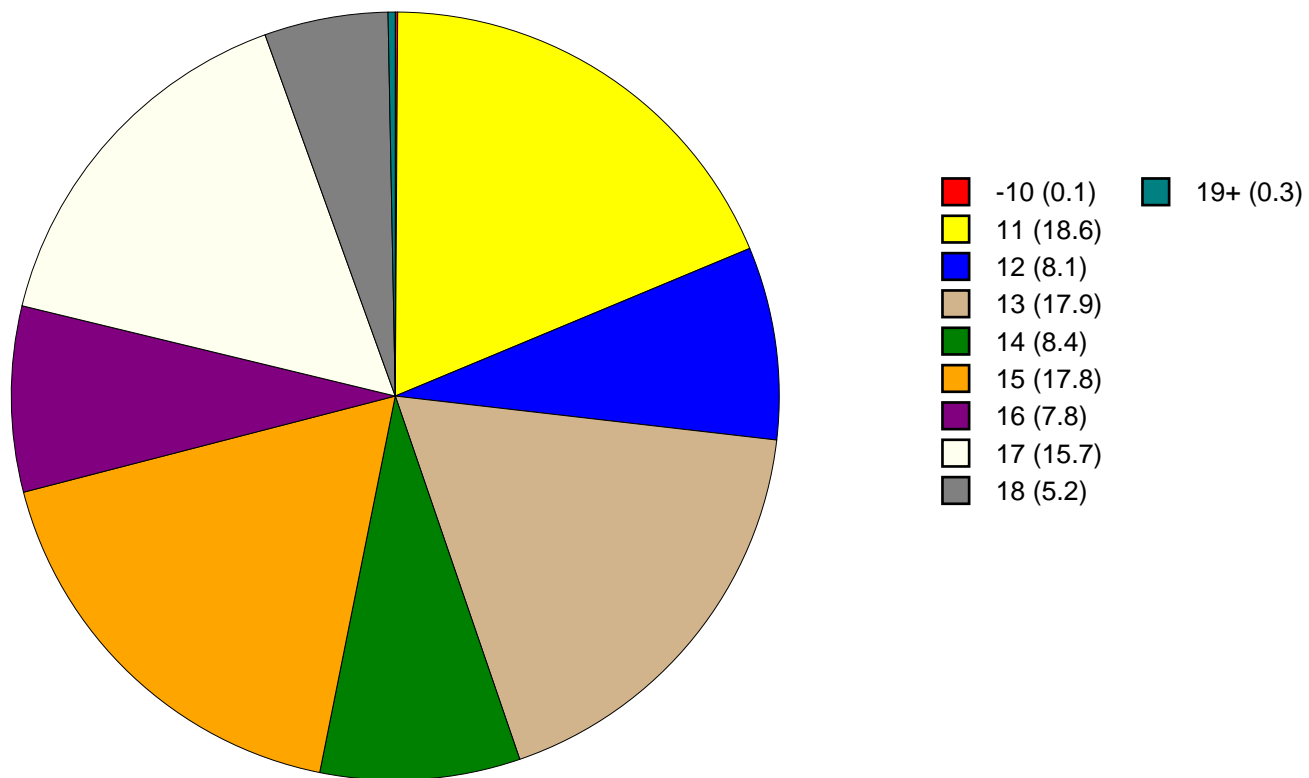


Figure 3: Age Chart

Ethnic Origin Chart

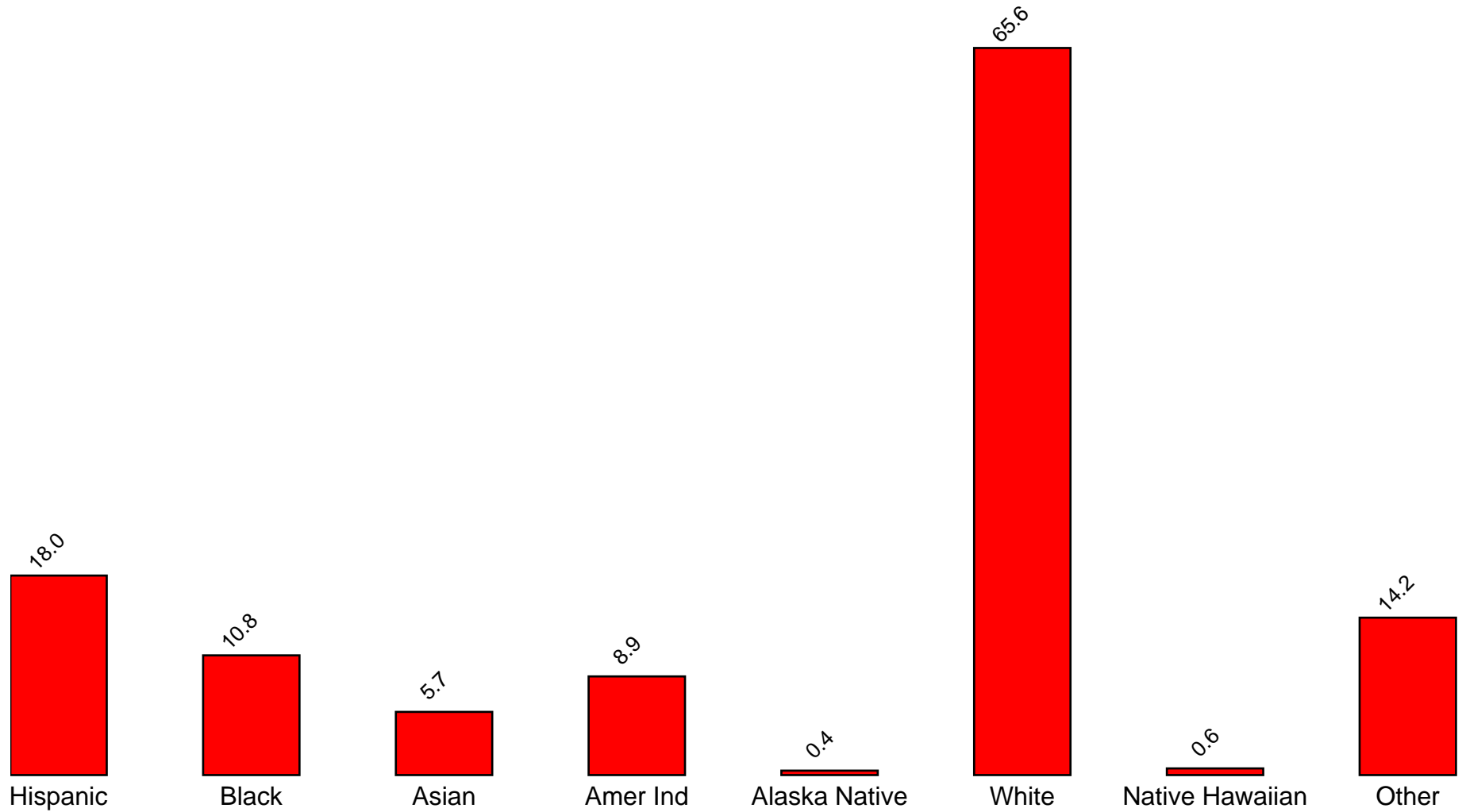


Figure 4: Ethnic Origin Chart

2 PERCENTAGE TABLES

The following tables contain frequency distribution detailing how your students responded to each question on the survey. The tables appear in the same order as the questions on the survey. The tables include breakdowns by grade level as well as overall percentages. The *N of Valid* row is a frequency count of the number of valid responses to each question for each grade and overall. The *N of Miss* row is a frequency count of the number of invalid (marked more than one response) or missing (i.e. did not respond) responses to each question for each grade and overall.

For the questions that allowed more than one response (i.e. race, live with, etc.) each response becomes a separate table. If a student did not mark the response, that was counted as a NO response, and if they did mark the response, that was counted as a YES response. Since a non response is a valid response for these questions, the *N of Miss* will always be zero for these questions.

Table 1: Sex

Response	6	8	10	12	Total	
Male	49.5	50.6	47.5	47.9	49.0	
Female	50.5	49.4	52.5	52.1	51.0	
N of Valid	1263	1219	1183	943	4608	
N of Miss	9	22	12	3	46	

Table 2: Age

Response	6	8	10	12	Total	
10 or younger	0.4	0.0	0.0	0.0	0.1	
11	68.0	0.0	0.0	0.0	18.6	
12	29.6	0.1	0.0	0.0	8.1	
13	2.0	65.5	0.0	0.0	17.9	
14	0.0	31.4	0.3	0.0	8.4	
15	0.0	2.5	66.8	0.0	17.8	
16	0.0	0.6	29.4	0.4	7.8	
17	0.0	0.0	3.1	73.0	15.7	
18	0.0	0.0	0.4	25.1	5.2	
19 or older	0.0	0.0	0.0	1.5	0.3	
N of Valid	1269	1233	1192	944	4638	
N of Miss	3	8	3	2	16	

Table 3: Are you Hispanic or Latino?

Response	6	8	10	12	Total	
No	77.1	82.1	83.0	86.9	82.0	
Yes	22.9	17.9	17.0	13.1	18.0	
N of Valid	1179	1198	1173	924	4474	
N of Miss	93	43	22	22	180	

Table 4: What is your race? Black or African American



Response	6	8	10	12	Total	
No	88.9	89.4	89.4	89.1	89.2	
Yes	11.1	10.6	10.6	10.9	10.8	
N of Valid	1272	1241	1195	946	4654	
N of Miss	0	0	0	0	0	

Table 5: What is your race? Asian



Response	6	8	10	12	Total	
No	94.4	95.0	93.8	94.1	94.3	
Yes	5.6	5.0	6.2	5.9	5.7	
N of Valid	1272	1241	1195	946	4654	
N of Miss	0	0	0	0	0	

Table 6: What is your race? American Indian



Response	6	8	10	12	Total	
No	86.6	91.1	93.1	94.4	91.1	
Yes	13.4	8.9	6.9	5.6	8.9	
N of Valid	1272	1241	1195	946	4654	
N of Miss	0	0	0	0	0	

Table 7: What is your race? Alaska Native



Response	6	8	10	12	Total	
No	99.8	100.0	99.7	98.9	99.6	
Yes	0.2	0.0	0.3	1.1	0.4	
N of Valid	1272	1241	1195	946	4654	
N of Miss	0	0	0	0	0	

Table 8: What is your race? White



Response	6	8	10	12	Total	
No	39.5	34.4	32.9	29.5	34.4	
Yes	60.5	65.6	67.1	70.5	65.6	
N of Valid	1272	1241	1195	946	4654	
N of Miss	0	0	0	0	0	

Table 9: What is your race? Native Hawaiian or Other Pacific Islander



Response	6	8	10	12	Total	
No	99.7	99.3	99.5	98.8	99.4	
Yes	0.3	0.7	0.5	1.2	0.6	
N of Valid	1272	1241	1195	946	4654	
N of Miss	0	0	0	0	0	

Table 10: What is your race? Other



Response	6	8	10	12	Total	
No	80.8	85.0	88.2	90.6	85.8	
Yes	19.2	15.0	11.8	9.4	14.2	
N of Valid	1272	1241	1195	946	4654	
N of Miss	0	0	0	0	0	

Table 11: What is the highest level of schooling completed by your mother or father?

Response	6	8	10	12	Total	
Completed grade school or less	3.3	3.5	3.3	3.4	3.4	
Some high school	5.4	6.6	10.4	10.4	8.0	
Completed high school	13.0	16.5	19.6	22.1	17.5	
Some college	11.9	17.0	18.9	19.0	16.5	
Completed college	19.4	21.8	23.1	26.7	22.5	
Graduate or professional school after college	9.4	8.8	10.2	9.9	9.6	
Don't know	36.3	24.2	13.8	7.1	21.2	
Does not apply	1.3	1.6	0.8	1.4	1.3	
N of Valid	1219	1215	1181	936	4551	
N of Miss	53	26	14	10	103	

Table 12: Think of where you live most of the time. Which of the following people live there with you? Mother

Response	6	8	10	12	Total	
No	10.8	14.2	13.6	15.9	13.4	
Yes	89.2	85.8	86.4	84.1	86.6	
N of Valid	1272	1241	1195	946	4654	
N of Miss	0	0	0	0	0	

Table 13: Think of where you live most of the time. Which of the following people live there with you? Stepmother

Response	6	8	10	12	Total	
No	95.3	93.3	94.1	94.9	94.4	
Yes	4.7	6.7	5.9	5.1	5.6	
N of Valid	1272	1241	1195	946	4654	
N of Miss	0	0	0	0	0	

Table 14: Think of where you live most of the time. Which of the following people live there with you? Foster Mother



Response	6	8	10	12	Total	
No	99.5	99.8	99.7	99.8	99.7	
Yes	0.5	0.2	0.3	0.2	0.3	
N of Valid	1272	1241	1195	946	4654	
N of Miss	0	0	0	0	0	

Table 15: Think of where you live most of the time. Which of the following people live there with you? Grandmother



Response	6	8	10	12	Total	
No	87.2	90.7	93.0	93.1	90.8	
Yes	12.8	9.3	7.0	6.9	9.2	
N of Valid	1272	1241	1195	946	4654	
N of Miss	0	0	0	0	0	

Table 16: Think of where you live most of the time. Which of the following people live there with you? Aunt



Response	6	8	10	12	Total	
No	94.6	94.8	97.4	97.8	96.0	
Yes	5.4	5.2	2.6	2.2	4.0	
N of Valid	1272	1241	1195	946	4654	
N of Miss	0	0	0	0	0	

Table 17: Think of where you live most of the time. Which of the following people live there with you? Father



Response	6	8	10	12	Total	
No	38.1	40.6	40.7	38.5	39.5	
Yes	61.9	59.4	59.3	61.5	60.5	
N of Valid	1272	1241	1195	946	4654	
N of Miss	0	0	0	0	0	

Table 18: Think of where you live most of the time. Which of the following people live there with you? Stepfather



Response	6	8	10	12	Total	
No	85.4	84.9	83.7	86.5	85.0	
Yes	14.6	15.1	16.3	13.5	15.0	
N of Valid	1272	1241	1195	946	4654	
N of Miss	0	0	0	0	0	

Table 19: Think of where you live most of the time. Which of the following people live there with you? Foster Father



Response	6	8	10	12	Total	
No	99.8	99.8	99.6	99.6	99.7	
Yes	0.2	0.2	0.4	0.4	0.3	
N of Valid	1272	1241	1195	946	4654	
N of Miss	0	0	0	0	0	

Table 20: Think of where you live most of the time. Which of the following people live there with you? Grandfather



Response	6	8	10	12	Total	
No	92.1	94.8	95.8	96.5	94.6	
Yes	7.9	5.2	4.2	3.5	5.4	
N of Valid	1272	1241	1195	946	4654	
N of Miss	0	0	0	0	0	

Table 21: Think of where you live most of the time. Which of the following people live there with you? Uncle



Response	6	8	10	12	Total	
No	94.1	96.1	96.9	96.9	95.9	
Yes	5.9	3.9	3.1	3.1	4.1	
N of Valid	1272	1241	1195	946	4654	
N of Miss	0	0	0	0	0	

Table 22: Think of where you live most of the time. Which of the following people live there with you? Other Adults



Response	6	8	10	12	Total	
No	97.0	97.7	97.8	97.4	97.5	
Yes	3.0	2.3	2.2	2.6	2.5	
N of Valid	1272	1241	1195	946	4654	
N of Miss	0	0	0	0	0	

Table 23: Think of where you live most of the time. Which of the following people live there with you? Brother(s)



Response	6	8	10	12	Total	
No	47.0	50.5	53.5	59.6	52.2	
Yes	53.0	49.5	46.5	40.4	47.8	
N of Valid	1272	1241	1195	946	4654	
N of Miss	0	0	0	0	0	

Table 24: Think of where you live most of the time. Which of the following people live there with you? Stepbrother(s)



Response	6	8	10	12	Total	
No	94.4	95.1	97.2	96.8	95.8	
Yes	5.6	4.9	2.8	3.2	4.2	
N of Valid	1272	1241	1195	946	4654	
N of Miss	0	0	0	0	0	

Table 25: Think of where you live most of the time. Which of the following people live there with you? Sister(s)



Response	6	8	10	12	Total	
No	48.7	52.9	56.9	63.0	54.8	
Yes	51.3	47.1	43.1	37.0	45.2	
N of Valid	1272	1241	1195	946	4654	
N of Miss	0	0	0	0	0	

Table 26: Think of where you live most of the time. Which of the following people live there with you? Stepsister(s)



Response	6	8	10	12	Total	
No	95.8	96.1	97.2	97.0	96.5	
Yes	4.2	3.9	2.8	3.0	3.5	
N of Valid	1272	1241	1195	946	4654	
N of Miss	0	0	0	0	0	

Table 27: Think of where you live most of the time. Which of the following people live there with you? Other Children



Response	6	8	10	12	Total	
No	94.2	94.8	94.8	95.3	94.7	
Yes	5.8	5.2	5.2	4.7	5.3	
N of Valid	1272	1241	1195	946	4654	
N of Miss	0	0	0	0	0	

Table 28: In my school, students have lots of chances to help decide things like class activities and rules.





Response	6	8	10	12	Total	
NO!	19.3	12.2	8.7	12.9	13.3	
no	37.1	35.3	29.4	31.7	33.5	
yes	36.5	42.6	47.1	38.2	41.2	
YES!	7.1	9.8	14.8	17.1	11.9	
N of Valid	1238	1229	1189	945	4601	
N of Miss	34	12	6	1	53	

Table 29: Teachers ask me to work on special classroom projects.


Response	6	8	10	12	Total	
NO!	11.7	11.4	9.4	7.7	10.2	
no	38.2	42.5	47.4	38.6	41.8	
yes	40.0	37.4	36.0	44.4	39.2	
YES!	10.1	8.6	7.2	9.3	8.8	
N of Valid	1248	1227	1189	944	4608	
N of Miss	24	14	6	2	46	

Table 30: My teacher(s) notices when I am doing a good job and lets me know about it.


Response	6	8	10	12	Total	
NO!	4.9	5.9	5.2	5.0	5.3	
no	14.2	18.8	21.9	21.0	18.8	
yes	46.5	48.9	53.8	56.1	51.0	
YES!	34.3	26.4	19.0	17.9	24.9	
N of Valid	1259	1226	1185	943	4613	
N of Miss	13	15	10	3	41	

Table 31: There are lots of chances for students in my school to get involved in sports, clubs, and other school activities outside of class.


Response	6	8	10	12	Total	
NO!	7.9	1.5	1.8	0.7	3.1	
no	18.9	5.7	3.0	2.2	7.9	
yes	37.6	35.2	30.8	29.3	33.5	
YES!	35.6	57.6	64.5	67.7	55.5	
N of Valid	1251	1237	1190	944	4622	
N of Miss	21	4	5	2	32	

Table 32: There are lots of chances for students in my school to talk with a teacher one-on-one.

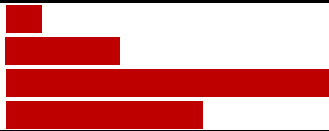
Response	6	8	10	12	Total	
NO!	2.2	4.0	3.5	3.4	3.3	
no	12.8	18.1	18.5	15.0	16.2	
yes	45.8	50.0	54.8	52.6	50.7	
YES!	39.2	27.9	23.2	28.9	29.9	
N of Valid	1249	1235	1186	944	4614	
N of Miss	23	6	9	2	40	

Table 33: I feel safe at my school.


Response	6	8	10	12	Total	
NO!	4.2	5.0	5.0	4.4	4.7	
no	6.6	10.6	10.3	5.9	8.5	
yes	35.0	49.9	60.1	59.7	50.5	
YES!	54.2	34.6	24.5	30.1	36.4	
N of Valid	1252	1232	1189	937	4610	
N of Miss	20	9	6	9	44	

Table 34: The school lets my parents know when I have done something well.


Response	6	8	10	12	Total	
NO!	9.9	14.8	16.3	18.6	14.6	
no	27.7	41.0	47.9	49.7	40.9	
yes	40.9	33.9	27.4	24.0	32.1	
YES!	21.6	10.3	8.4	7.8	12.4	
N of Valid	1247	1228	1182	938	4595	
N of Miss	25	13	13	8	59	

Table 35: My teachers praise me when I work hard in school.





Response	6	8	10	12	Total	
NO!	11.4	10.1	9.6	9.4	10.2	
no	28.6	35.7	40.8	36.2	35.2	
yes	42.3	42.2	42.0	44.4	42.6	
YES!	17.7	12.0	7.6	10.1	12.0	
N of Valid	1240	1226	1177	940	4583	
N of Miss	32	15	18	6	71	

Table 36: Are your school grades better than the grades of most students in your class?





Response	6	8	10	12	Total	
NO!	10.0	8.6	8.2	6.1	8.4	
no	34.0	31.7	31.0	26.3	31.0	
yes	40.4	43.3	46.3	47.7	44.2	
YES!	15.6	16.3	14.4	20.0	16.4	
N of Valid	1224	1226	1178	942	4570	
N of Miss	48	15	17	4	84	

Table 37: I have lots of chances to be part of class discussions or activities.





Response	6	8	10	12	Total	
NO!	3.8	3.8	1.9	2.4	3.0	
no	15.1	14.1	12.5	10.6	13.2	
yes	49.8	52.7	65.7	60.7	56.9	
YES!	31.3	29.4	19.9	26.2	26.8	
N of Valid	1250	1225	1188	941	4604	
N of Miss	22	16	7	5	50	

Table 38: Now thinking back over the past year in school, how often did you: enjoy being in school?






Response	6	8	10	12	Total	
Never	6.8	7.3	6.4	6.1	6.7	
Seldom	8.0	9.5	10.0	10.7	9.5	
Sometimes	35.0	38.5	36.4	36.8	36.7	
Often	25.7	27.6	32.6	33.8	29.6	
Almost always	24.5	17.0	14.6	12.6	17.5	
N of Valid	1247	1230	1191	941	4609	
N of Miss	25	11	4	5	45	

Table 39: Now thinking back over the past year in school, how often did you: hate being in school?






Response	6	8	10	12	Total	
Never	21.8	11.5	6.6	5.4	11.7	
Seldom	26.9	27.1	30.5	31.8	28.9	
Sometimes	29.0	36.4	38.4	37.5	35.2	
Often	12.0	15.4	15.8	17.2	14.9	
Almost always	10.3	9.7	8.7	8.1	9.3	
N of Valid	1228	1229	1189	938	4584	
N of Miss	44	12	6	8	70	

Table 40: Now thinking back over the past year in school, how often did you: try to do your best work in school?






Response	6	8	10	12	Total	
Never	0.5	1.1	0.7	1.5	0.9	
Seldom	1.3	1.7	3.9	4.3	2.7	
Sometimes	7.8	11.2	18.5	16.8	13.3	
Often	20.8	29.3	34.8	38.7	30.4	
Almost always	69.6	56.6	42.1	38.8	52.7	
N of Valid	1239	1227	1188	936	4590	
N of Miss	33	14	7	10	64	

Table 41: How often do you feel that the school work you are assigned is meaningful and important?






Response	6	8	10	12	Total	
Never	5.0	5.3	4.9	6.6	5.4	
Seldom	6.7	14.9	19.9	20.5	15.1	
Sometimes	21.8	29.1	35.7	37.6	30.5	
Often	32.0	32.9	28.3	26.1	30.1	
Almost always	34.5	17.9	11.3	9.2	18.9	
N of Valid	1248	1232	1182	938	4600	
N of Miss	24	9	13	8	54	

Table 42: Putting them all together, what were your grades like last year?






Response	6	8	10	12	Total	
Mostly F's	1.7	2.7	2.0	0.2	1.7	
Mostly D's	3.7	4.6	5.6	3.7	4.4	
Mostly C's	16.6	17.4	25.4	21.6	20.1	
Mostly B's	41.5	35.4	34.0	41.6	38.0	
Mostly A's	36.5	39.9	33.0	32.9	35.7	
N of Valid	1206	1197	1171	937	4511	
N of Miss	66	44	24	9	143	

Table 43: How important do you think the things you are learning in school are going to be for your later life?






Response	6	8	10	12	Total	
Very important	56.9	40.7	27.9	21.7	37.9	
Quite important	23.9	28.7	28.1	28.0	27.1	
Fairly important	13.3	20.5	27.0	31.8	22.5	
Slightly important	4.7	8.1	14.7	14.9	10.2	
Not at all important	1.2	2.0	2.4	3.6	2.2	
N of Valid	1258	1232	1187	940	4617	
N of Miss	14	9	8	6	37	

Table 44: How interesting are most of your courses to you?






Response	6	8	10	12	Total	
Very interesting and stimulating	19.8	12.0	8.1	10.1	12.7	
Quite interesting	35.5	30.4	27.2	28.5	30.6	
Fairly interesting	30.3	36.1	40.7	38.7	36.3	
Slightly dull	8.8	15.7	18.5	16.9	14.8	
Very dull	5.5	5.8	5.6	5.8	5.7	
N of Valid	1235	1221	1185	941	4582	
N of Miss	37	20	10	5	72	

Table 45: During the LAST FOUR WEEKS how many whole days of school have you missed because you skipped or 'cut'?








Response	6	8	10	12	Total	
None	76.0	77.0	81.7	79.0	78.4	
1	11.1	10.2	8.8	10.1	10.1	
2	4.7	4.6	3.6	3.8	4.2	
3	4.1	3.4	2.5	2.5	3.2	
4-5	2.5	2.7	1.8	2.8	2.4	
6-10	1.3	1.3	1.1	0.9	1.2	
11 or more	0.3	0.7	0.6	1.0	0.6	
N of Valid	1243	1218	1176	936	4573	
N of Miss	29	23	19	10	81	

Table 46: Think of your four best friends (the friends you feel closest to). In the past year (12 months), how many of your best friends have: participated in clubs, organizations or activities at school?






Response	6	8	10	12	Total	
0	18.6	10.6	8.0	7.0	11.3	
1	16.5	10.2	9.9	7.4	11.3	
2	18.7	17.7	16.9	14.6	17.1	
3	18.3	15.5	15.5	14.3	16.0	
4	27.8	46.1	49.7	56.7	44.3	
N of Valid	1227	1222	1181	937	4567	
N of Miss	45	19	14	9	87	

Table 47: Think of your four best friends (the friends you feel closest to). In the past year (12 months), how many of your best friends have: smoked cigarettes?






Response	6	8	10	12	Total	
0	90.2	71.7	54.6	44.5	66.8	
1	5.3	13.6	16.5	20.4	13.5	
2	2.5	6.4	10.9	12.1	7.7	
3	1.0	3.2	7.6	7.6	4.6	
4	1.0	5.1	10.4	15.4	7.5	
N of Valid	1240	1225	1175	935	4575	
N of Miss	32	16	20	11	79	

Table 48: Think of your four best friends (the friends you feel closest to). In the past year (12 months), how many of your best friends have: tried beer, wine or hard liquor (for example, vodka, whiskey, or gin) when their parents didn't know about it?






Response	6	8	10	12	Total	
0	84.9	59.6	32.0	22.2	51.7	
1	9.3	17.8	16.8	13.6	14.4	
2	3.1	7.7	15.3	14.6	9.8	
3	1.1	4.9	11.6	13.4	7.3	
4	1.6	10.0	24.3	36.2	16.8	
N of Valid	1239	1225	1174	937	4575	
N of Miss	33	16	21	9	79	

Table 49: Think of your four best friends (the friends you feel closest to). In the past year (12 months), how many of your best friends have: made a commitment to stay drug-free?






Response	6	8	10	12	Total	
0	11.4	18.6	27.8	34.6	22.3	
1	7.0	9.1	14.7	19.2	12.0	
2	7.2	8.8	13.9	11.6	10.3	
3	7.9	12.2	10.4	10.5	10.2	
4	66.5	51.3	33.2	24.0	45.2	
N of Valid	1235	1218	1172	930	4555	
N of Miss	37	23	23	16	99	

Table 50: Think of your four best friends (the friends you feel closest to). In the past year (12 months), how many of your best friends have: used marijuana?






Response	6	8	10	12	Total	
0	95.0	75.9	53.5	43.3	68.6	
1	2.8	9.4	14.2	17.5	10.5	
2	1.0	5.3	10.7	13.2	7.1	
3	0.6	3.5	7.9	9.4	5.1	
4	0.6	5.8	13.7	16.6	8.7	
N of Valid	1231	1217	1172	936	4556	
N of Miss	41	24	23	10	98	

Table 51: Think of your four best friends (the friends you feel closest to). In the past year (12 months), how many of your best friends have: tried to do well in school?






Response	6	8	10	12	Total	
0	3.0	3.9	3.2	4.0	3.5	
1	5.7	6.1	6.7	5.9	6.1	
2	7.3	11.7	13.1	13.5	11.2	
3	16.3	20.5	22.3	19.9	19.7	
4	67.7	57.8	54.6	56.8	59.5	
N of Valid	1236	1220	1174	935	4565	
N of Miss	36	21	21	11	89	

Table 52: Think of your four best friends (the friends you feel closest to). In the past year (12 months), how many of your best friends have: used LSD, cocaine, amphetamines, or other illegal drugs?






Response	6	8	10	12	Total	
0	96.7	85.9	78.5	75.1	84.7	
1	2.7	7.0	10.0	12.0	7.6	
2	0.2	3.2	4.3	4.3	2.9	
3	0.2	1.7	2.9	2.9	1.8	
4	0.2	2.2	4.3	5.8	2.9	
N of Valid	1241	1224	1176	937	4578	
N of Miss	31	17	19	9	76	

Table 53: Think of your four best friends (the friends you feel closest to). In the past year (12 months), how many of your best friends have: been suspended from school?






Response	6	8	10	12	Total	
0	70.2	57.5	63.0	77.1	66.4	
1	16.7	18.1	16.1	13.1	16.2	
2	7.8	11.5	10.4	4.8	8.9	
3	1.8	5.0	4.2	1.6	3.2	
4	3.4	8.0	6.3	3.4	5.4	
N of Valid	1236	1220	1172	934	4562	
N of Miss	36	21	23	12	92	

Table 54: Think of your four best friends (the friends you feel closest to). In the past year (12 months), how many of your best friends have: liked school?






Response	6	8	10	12	Total	
0	17.6	23.5	20.8	22.0	20.9	
1	12.8	13.3	13.5	12.2	13.0	
2	17.2	17.4	24.0	25.9	20.8	
3	20.6	19.3	20.4	18.2	19.7	
4	31.8	26.3	21.2	21.7	25.6	
N of Valid	1235	1215	1174	938	4562	
N of Miss	37	26	21	8	92	

Table 55: Think of your four best friends (the friends you feel closest to). In the past year (12 months), how many of your best friends have: carried a handgun?






Response	6	8	10	12	Total	
0	94.4	90.4	90.5	89.3	91.3	
1	2.9	4.9	4.8	5.8	4.5	
2	1.1	2.0	2.2	1.4	1.7	
3	0.7	1.2	0.7	1.6	1.0	
4	0.8	1.5	1.8	1.9	1.5	
N of Valid	1243	1223	1177	937	4580	
N of Miss	29	18	18	9	74	

Table 56: Think of your four best friends (the friends you feel closest to). In the past year (12 months), how many of your best friends have: sold illegal drugs?






Response	6	8	10	12	Total	
0	97.4	89.2	78.6	73.7	85.5	
1	2.0	5.3	9.0	13.2	7.0	
2	0.2	2.5	5.6	5.8	3.4	
3	0.1	1.3	2.5	1.8	1.4	
4	0.2	1.7	4.3	5.6	2.8	
N of Valid	1239	1218	1172	935	4564	
N of Miss	33	23	23	11	90	

Table 57: Think of your four best friends (the friends you feel closest to). In the past year (12 months), how many of your best friends have: regularly attended religious services?






Response	6	8	10	12	Total	
0	21.6	17.5	16.6	17.3	18.3	
1	11.3	13.1	15.5	20.6	14.8	
2	14.8	18.8	21.0	22.0	18.9	
3	17.8	18.5	21.9	18.0	19.1	
4	34.6	32.0	25.0	22.1	28.8	
N of Valid	1199	1214	1174	937	4524	
N of Miss	73	27	21	9	130	

Table 58: Think of your four best friends (the friends you feel closest to). In the past year (12 months), how many of your best friends have: stolen or tried to steal a motor vehicle such as a car or motorcycle?






Response	6	8	10	12	Total	
0	94.1	92.4	89.5	93.1	92.3	
1	3.7	4.0	6.4	3.5	4.4	
2	1.1	1.1	2.0	1.7	1.5	
3	0.5	1.0	0.7	0.5	0.7	
4	0.6	1.5	1.5	1.2	1.2	
N of Valid	1244	1225	1177	937	4583	
N of Miss	28	16	18	9	71	

Table 59: Think of your four best friends (the friends you feel closest to). In the past year (12 months), how many of your best friends have: been arrested?

Response	6	8	10	12	Total	
0	89.7	76.3	70.3	72.6	77.6	
1	7.4	11.8	13.5	15.2	11.7	
2	1.9	5.3	7.6	7.3	5.4	
3	0.3	2.1	4.1	1.8	2.1	
4	0.6	4.4	4.5	3.1	3.2	
N of Valid	1241	1221	1176	933	4571	
N of Miss	31	20	19	13	83	

Table 60: Think of your four best friends (the friends you feel closest to). In the past year (12 months), how many of your best friends have: dropped out of school?

Response	6	8	10	12	Total	
0	94.4	91.9	87.4	82.5	89.5	
1	3.8	5.0	8.0	11.8	6.8	
2	0.9	1.5	2.4	3.4	1.9	
3	0.3	0.9	1.4	0.9	0.9	
4	0.6	0.7	0.8	1.5	0.9	
N of Valid	1243	1223	1178	936	4580	
N of Miss	29	18	17	10	74	

Table 61: Think of your four best friends (the friends you feel closest to). In the past year (12 months), how many of your best friends have: been members of a gang?

Response	6	8	10	12	Total	
0	82.8	75.9	79.7	87.5	81.1	
1	8.4	9.6	8.1	4.7	7.9	
2	2.9	4.5	4.5	3.5	3.9	
3	1.9	2.4	2.2	1.0	1.9	
4	4.0	7.7	5.5	3.3	5.2	
N of Valid	1243	1222	1178	937	4580	
N of Miss	29	19	17	9	74	

Table 62: What are the chances you would be seen as cool if you: smoked cigarettes?






Response	6	8	10	12	Total	
No or very little chance	85.7	72.1	63.5	58.0	70.7	
Little chance	8.6	14.5	19.6	22.7	15.9	
Some chance	2.4	7.6	10.7	10.6	7.6	
Pretty good chance	1.4	2.9	4.1	4.9	3.2	
Very good chance	1.9	3.0	2.1	3.8	2.6	
N of Valid	1242	1215	1175	942	4574	
N of Miss	30	26	20	4	80	

Table 63: What are the chances you would be seen as cool if you: worked hard at school?






Response	6	8	10	12	Total	
No or very little chance	7.0	12.7	10.5	11.9	10.4	
Little chance	8.0	13.0	19.9	19.2	14.7	
Some chance	13.8	22.1	28.7	29.2	23.0	
Pretty good chance	20.2	22.4	22.4	20.3	21.4	
Very good chance	51.0	29.8	18.4	19.4	30.5	
N of Valid	1240	1212	1166	939	4557	
N of Miss	32	29	29	7	97	

Table 64: What are the chances you would be seen as cool if you: began drinking alcoholic beverages regularly, that is, at least once or twice a month?






Response	6	8	10	12	Total	
No or very little chance	86.2	64.1	40.6	34.7	58.0	
Little chance	7.2	15.6	18.5	17.1	14.4	
Some chance	3.5	9.7	18.9	20.0	12.5	
Pretty good chance	1.1	6.3	15.5	16.4	9.3	
Very good chance	2.0	4.3	6.5	11.8	5.8	
N of Valid	1242	1216	1171	940	4569	
N of Miss	30	25	24	6	85	

Table 65: What are the chances you would be seen as cool if you: defended someone who was being verbally abused at school?






Response	6	8	10	12	Total	
No or very little chance	17.4	14.0	10.6	10.4	13.3	
Little chance	9.1	13.1	14.0	13.6	12.4	
Some chance	14.2	20.7	25.8	30.1	22.2	
Pretty good chance	22.4	24.1	26.0	27.0	24.7	
Very good chance	36.9	28.2	23.6	18.8	27.4	
N of Valid	1226	1218	1172	940	4556	
N of Miss	46	23	23	6	98	

Table 66: What are the chances you would be seen as cool if you: smoked marijuana?






Response	6	8	10	12	Total	
No or very little chance	92.6	74.4	54.5	48.5	68.9	
Little chance	3.6	9.0	15.5	16.2	10.7	
Some chance	1.5	6.8	12.7	16.8	8.9	
Pretty good chance	0.4	4.1	10.3	8.5	5.6	
Very good chance	1.9	5.7	7.0	9.9	5.9	
N of Valid	1240	1217	1167	936	4560	
N of Miss	32	24	28	10	94	

Table 67: What are the chances you would be seen as cool if you: carried a handgun?






Response	6	8	10	12	Total	
No or very little chance	87.2	78.0	77.2	78.8	80.5	
Little chance	5.2	9.4	11.6	10.7	9.1	
Some chance	3.1	5.9	4.9	5.1	4.7	
Pretty good chance	1.7	2.7	3.2	2.2	2.5	
Very good chance	2.8	4.0	3.1	3.1	3.3	
N of Valid	1241	1218	1164	940	4563	
N of Miss	31	23	31	6	91	

Table 68: What are the chances you would be seen as cool if you: regularly volunteered to do community service?






Response	6	8	10	12	Total	
No or very little chance	22.1	32.3	28.5	26.6	27.4	
Little chance	13.9	20.0	25.1	21.0	19.9	
Some chance	18.3	22.2	22.3	27.2	22.2	
Pretty good chance	16.7	12.7	13.9	13.7	14.3	
Very good chance	28.9	12.6	10.2	11.5	16.2	
N of Valid	1238	1218	1170	941	4567	
N of Miss	34	23	25	5	87	

Table 69: How old were you when you first: smoked marijuana?










Response	6	8	10	12	Total	
Never	98.9	89.1	72.6	59.6	81.5	
10 or younger	0.6	2.0	1.3	1.3	1.3	
11	0.4	1.5	2.1	0.8	1.2	
12	0.1	2.6	2.6	2.9	2.0	
13	0.0	3.8	5.7	4.7	3.4	
14	0.0	0.9	7.6	4.8	3.2	
15	0.0	0.1	6.7	8.4	3.4	
16	0.0	0.0	1.3	11.8	2.7	
17 or older	0.0	0.0	0.2	5.8	1.2	
N of Valid	1263	1236	1182	942	4623	
N of Miss	9	5	13	4	31	

Table 70: How old were you when you first: smoked a cigarette, even just a puff?










Response	6	8	10	12	Total	
Never	89.2	74.7	58.7	47.8	69.1	
10 or younger	6.7	10.4	13.1	10.5	10.1	
11	3.6	3.7	4.2	4.0	3.9	
12	0.3	4.2	6.2	3.1	3.4	
13	0.1	5.6	6.6	5.4	4.3	
14	0.0	1.1	5.4	7.5	3.2	
15	0.0	0.2	4.7	7.1	2.7	
16	0.0	0.1	0.8	8.9	2.0	
17 or older	0.1	0.1	0.3	5.5	1.2	
N of Valid	1262	1232	1181	939	4614	
N of Miss	10	9	14	7	40	

Table 71: How old were you when you first: had more than a sip or two of beer, wine or hard liquor (for example, vodka, whiskey, or gin)?










Response	6	8	10	12	Total	
Never	78.7	58.6	36.8	26.4	51.9	
10 or younger	12.1	13.3	10.1	8.6	11.2	
11	7.6	7.2	4.7	2.4	5.7	
12	1.4	7.6	6.6	5.4	5.2	
13	0.1	10.6	10.8	6.8	7.0	
14	0.0	2.4	15.2	9.6	6.5	
15	0.0	0.1	13.1	15.9	6.6	
16	0.0	0.1	2.3	16.5	4.0	
17 or older	0.0	0.1	0.4	8.4	1.8	
N of Valid	1256	1229	1183	942	4610	
N of Miss	16	12	12	4	44	

Table 72: How old were you when you first: began drinking alcoholic beverages regularly, that is, at least once or twice a month?










Response	6	8	10	12	Total	
Never	98.0	89.2	75.0	61.7	82.4	
10 or younger	0.9	1.5	0.7	0.4	0.9	
11	0.7	1.9	0.6	0.6	1.0	
12	0.4	2.8	1.7	1.6	1.6	
13	0.0	3.0	2.2	2.0	1.8	
14	0.0	1.3	6.9	4.0	2.9	
15	0.0	0.2	10.7	7.3	4.3	
16	0.0	0.1	1.9	12.9	3.1	
17 or older	0.0	0.2	0.3	9.4	2.0	
N of Valid	1260	1235	1183	941	4619	
N of Miss	12	6	12	5	35	

Table 73: How old were you when you first: used phenoxydine (pox, px, breeze)?


Response	6	8	10	12	Total	
Never	100.0	100.0	100.0	100.0	100.0	
10 or younger	0.0	0.0	0.0	0.0	0.0	
11	0.0	0.0	0.0	0.0	0.0	
12	0.0	0.0	0.0	0.0	0.0	
13	0.0	0.0	0.0	0.0	0.0	
14	0.0	0.0	0.0	0.0	0.0	
15	0.0	0.0	0.0	0.0	0.0	
16	0.0	0.0	0.0	0.0	0.0	
17 or older	0.0	0.0	0.0	0.0	0.0	
N of Valid	1227	1223	1183	939	4572	
N of Miss	45	18	12	7	82	

Table 74: How old were you when you first: got suspended from school?










Response	6	8	10	12	Total	
Never	87.7	79.4	76.6	80.6	81.2	
10 or younger	8.1	6.4	4.4	3.7	5.8	
11	3.6	2.4	1.6	1.6	2.4	
12	0.4	4.4	3.0	2.7	2.6	
13	0.0	6.0	3.8	2.3	3.0	
14	0.1	1.2	6.4	2.3	2.5	
15	0.0	0.1	3.1	2.8	1.4	
16	0.1	0.0	0.9	3.2	0.9	
17 or older	0.0	0.0	0.1	0.9	0.2	
N of Valid	1262	1226	1184	941	4613	
N of Miss	10	15	11	5	41	

Table 75: How old were you when you first: got arrested?










Response	6	8	10	12	Total	
Never	98.1	91.9	87.6	84.3	90.9	
10 or younger	1.0	0.7	0.6	0.3	0.7	
11	0.9	1.4	0.7	0.3	0.8	
12	0.1	2.0	1.1	1.0	1.0	
13	0.0	2.5	2.9	0.9	1.6	
14	0.0	1.3	3.2	2.2	1.6	
15	0.0	0.2	2.9	3.7	1.6	
16	0.0	0.0	0.9	3.9	1.0	
17 or older	0.0	0.0	0.2	3.3	0.7	
N of Valid	1259	1230	1184	937	4610	
N of Miss	13	11	11	9	44	

Table 76: How old were you when you first: carried a handgun?










Response	6	8	10	12	Total	
Never	96.3	94.1	93.8	93.2	94.4	
10 or younger	1.8	2.1	0.8	0.6	1.4	
11	1.7	0.6	1.0	0.4	1.0	
12	0.3	0.7	0.6	0.9	0.6	
13	0.0	1.7	0.8	0.7	0.8	
14	0.0	0.5	0.9	0.6	0.5	
15	0.0	0.2	1.7	1.1	0.7	
16	0.0	0.1	0.4	1.5	0.4	
17 or older	0.0	0.1	0.0	1.0	0.2	
N of Valid	1257	1230	1180	939	4606	
N of Miss	15	11	15	7	48	

Table 77: How old were you when you first: attacked someone with the idea of seriously hurting them?










Response	6	8	10	12	Total	
Never	85.0	80.8	79.5	80.1	81.5	
10 or younger	7.7	6.2	4.7	4.4	5.9	
11	5.4	3.2	1.9	0.9	3.0	
12	1.8	3.5	2.6	1.7	2.4	
13	0.0	4.1	3.1	2.1	2.3	
14	0.0	1.9	4.0	2.6	2.1	
15	0.0	0.2	3.0	3.7	1.6	
16	0.0	0.0	1.1	2.4	0.8	
17 or older	0.1	0.1	0.0	2.1	0.5	
N of Valid	1253	1231	1186	941	4611	
N of Miss	19	10	9	5	43	

Table 78: How old were you when you first: belonged to a gang?










Response	6	8	10	12	Total	
Never	94.8	91.2	91.5	93.9	92.8	
10 or younger	1.7	1.1	0.5	1.1	1.1	
11	2.6	1.1	0.2	0.2	1.1	
12	0.6	2.0	0.8	0.8	1.1	
13	0.2	3.5	2.5	0.5	1.8	
14	0.0	0.8	2.3	0.6	0.9	
15	0.0	0.2	1.4	1.0	0.6	
16	0.0	0.0	0.6	1.0	0.3	
17 or older	0.1	0.0	0.2	0.8	0.2	
N of Valid	1258	1231	1180	942	4611	
N of Miss	14	10	15	4	43	

Table 79: How wrong do you think it is for someone your age to: take a handgun to school?





Response	6	8	10	12	Total	
Very wrong	93.9	87.1	87.7	92.0	90.1	
Wrong	4.8	10.2	9.4	5.6	7.6	
A little bit wrong	1.0	1.8	2.3	1.4	1.6	
Not wrong at all	0.4	0.9	0.6	1.0	0.7	
N of Valid	1262	1235	1189	940	4626	
N of Miss	10	6	6	6	28	

Table 80: How wrong do you think it is for someone your age to: steal anything worth more than \$5?





Response	6	8	10	12	Total	
Very wrong	68.8	59.1	48.4	61.3	59.5	
Wrong	24.8	29.8	36.3	27.9	29.7	
A little bit wrong	5.4	9.2	13.2	9.0	9.2	
Not wrong at all	1.0	1.8	2.0	1.8	1.6	
N of Valid	1255	1233	1185	940	4613	
N of Miss	17	8	10	6	41	

Table 81: How wrong do you think it is for someone your age to: pick a fight with someone?

Response	6	8	10	12	Total	
Very wrong	56.3	40.6	30.6	40.9	42.3	
Wrong	31.2	33.2	38.5	34.1	34.2	
A little bit wrong	9.5	20.7	24.0	19.8	18.3	
Not wrong at all	3.0	5.6	7.0	5.2	5.2	
N of Valid	1250	1223	1188	936	4597	
N of Miss	22	18	7	10	57	

Table 82: How wrong do you think it is for someone your age to: attack someone with the idea of seriously hurting them?

Response	6	8	10	12	Total	
Very wrong	81.8	69.7	62.3	65.4	70.2	
Wrong	13.6	19.9	24.4	21.1	19.6	
A little bit wrong	2.9	6.7	10.9	9.6	7.3	
Not wrong at all	1.7	3.6	2.4	3.9	2.9	
N of Valid	1259	1233	1188	939	4619	
N of Miss	13	8	7	7	35	

Table 83: How wrong do you think it is for someone your age to: stay away from school all day when their parents think they are at school?

Response	6	8	10	12	Total	
Very wrong	84.6	62.3	46.6	43.3	60.5	
Wrong	11.2	24.0	31.6	32.4	24.2	
A little bit wrong	3.1	10.4	17.5	18.5	11.9	
Not wrong at all	1.1	3.3	4.2	5.7	3.4	
N of Valid	1259	1232	1188	940	4619	
N of Miss	13	9	7	6	35	

Table 84: How wrong do you think it is for someone your age to: drink beer, wine or hard liquor (for example, vodka, whiskey, or gin) regularly?





Response	6	8	10	12	Total	
Very wrong	89.1	69.1	44.2	37.6	61.8	
Wrong	7.3	15.8	22.4	19.7	16.0	
A little bit wrong	2.8	9.6	23.5	27.7	15.0	
Not wrong at all	0.8	5.4	9.9	15.0	7.3	
N of Valid	1257	1235	1186	939	4617	
N of Miss	15	6	9	7	37	

Table 85: How wrong do you think it is for someone your age to: smoke cigarettes?





Response	6	8	10	12	Total	
Very wrong	90.4	73.6	54.3	42.5	66.9	
Wrong	7.1	14.6	22.9	23.2	16.4	
A little bit wrong	1.7	8.1	14.1	17.1	9.7	
Not wrong at all	0.8	3.7	8.7	17.2	6.9	
N of Valid	1260	1231	1186	938	4615	
N of Miss	12	10	9	8	39	

Table 86: How wrong do you think it is for someone your age to: smoke marijuana?





Response	6	8	10	12	Total	
Very wrong	96.7	82.6	60.0	52.5	74.5	
Wrong	2.2	8.9	17.6	17.0	10.9	
A little bit wrong	0.4	5.0	11.5	12.7	7.0	
Not wrong at all	0.7	3.6	11.0	17.9	7.6	
N of Valid	1262	1229	1187	938	4616	
N of Miss	10	12	8	8	38	

Table 87: How wrong do you think it is for someone your age to: use LSD, cocaine, amphetamines or another illegal drug?

Response	6	8	10	12	Total	
Very wrong	97.6	92.7	86.3	83.3	90.5	
Wrong	1.4	4.8	8.2	9.4	5.7	
A little bit wrong	0.4	1.6	3.1	3.8	2.1	
Not wrong at all	0.6	0.9	2.4	3.5	1.8	
N of Valid	1256	1230	1187	938	4611	
N of Miss	16	11	8	8	43	

Table 88: At school during the past 12 months, did you receive help from the resource teacher, speech therapist or other special education teacher?

Response	6	8	10	12	Total	
No	77.7	87.2	90.1	90.5	86.1	
Yes	22.3	12.8	9.9	9.5	13.9	
N of Valid	1140	1086	1092	866	4184	
N of Miss	132	155	103	80	470	

Table 89: How many times have you done the following things? done what feels good no matter what.

Response	6	8	10	12	Total	
Never	44.6	33.1	26.7	19.9	31.8	
I've done it, but not in the past year	16.8	16.4	13.2	9.5	14.3	
Less than once a month	5.6	9.1	12.0	14.5	10.0	
About once a month	4.2	9.8	12.0	11.7	9.3	
2 or 3 times a month	7.8	9.6	14.2	16.0	11.6	
Once a week or more	21.0	22.0	21.9	28.5	23.0	
N of Valid	1209	1214	1174	934	4531	
N of Miss	63	27	21	12	123	

Table 90: How many times have you done the following things? done something dangerous because someone dared you to do it.







Response	6	8	10	12	Total	
Never	67.8	52.2	42.0	40.5	51.5	
I've done it, but not in the past year	18.0	24.2	25.5	24.1	22.8	
Less than once a month	6.1	8.4	15.1	15.9	11.0	
About once a month	2.4	6.0	7.9	9.2	6.2	
2 or 3 times a month	3.2	4.3	4.9	5.3	4.4	
Once a week or more	2.5	4.9	4.5	4.9	4.1	
N of Valid	1253	1225	1182	935	4595	
N of Miss	19	16	13	11	59	

Table 91: How many times have you done the following things? done crazy things even if they are a little dangerous.







Response	6	8	10	12	Total	
Never	56.5	36.9	28.1	24.5	37.5	
I've done it, but not in the past year	24.0	22.8	21.5	20.9	22.4	
Less than once a month	5.7	12.7	15.2	18.3	12.6	
About once a month	3.9	7.4	12.9	13.4	9.1	
2 or 3 times a month	3.4	7.9	9.5	11.7	7.9	
Once a week or more	6.5	12.3	12.8	11.3	10.6	
N of Valid	1254	1224	1183	935	4596	
N of Miss	18	17	12	11	58	

Table 92: How many times in the past year (12 months) have you: been suspended from school?








Response	6	8	10	12	Total	
Never	91.4	85.5	87.5	94.2	89.4	
1 to 2 times	6.7	10.5	10.5	5.0	8.3	
3 to 5 times	1.0	1.9	1.3	0.3	1.2	
6 to 9 times	0.2	1.4	0.3	0.2	0.6	
10 to 19 times	0.4	0.5	0.2	0.1	0.3	
20 to 29 times	0.1	0.2	0.0	0.0	0.1	
30 to 39 times	0.1	0.0	0.0	0.0	0.0	
40+ times	0.2	0.1	0.2	0.1	0.1	
N of Valid	1259	1230	1189	939	4617	
N of Miss	13	11	6	7	37	

Table 93: How many times in the past year (12 months) have you: carried a handgun?









Response	6	8	10	12	Total	
Never	96.1	94.5	94.9	94.5	95.0	
1 to 2 times	2.3	2.7	2.3	1.8	2.3	
3 to 5 times	1.1	1.1	0.8	1.6	1.1	
6 to 9 times	0.2	0.6	0.5	0.5	0.5	
10 to 19 times	0.2	0.6	0.5	0.6	0.5	
20 to 29 times	0.0	0.1	0.1	0.2	0.1	
30 to 39 times	0.0	0.2	0.2	0.0	0.1	
40+ times	0.1	0.3	0.8	0.7	0.5	
N of Valid	1261	1226	1190	938	4615	
N of Miss	11	15	5	8	39	

Table 94: How many times in the past year (12 months) have you: sold illegal drugs?









Response	6	8	10	12	Total	
Never	99.8	97.3	92.0	89.5	95.0	
1 to 2 times	0.2	1.0	3.1	2.8	1.7	
3 to 5 times	0.0	0.6	1.4	1.5	0.8	
6 to 9 times	0.0	0.4	1.0	1.4	0.7	
10 to 19 times	0.0	0.1	0.5	1.4	0.4	
20 to 29 times	0.0	0.2	0.3	0.7	0.3	
30 to 39 times	0.0	0.1	0.3	0.1	0.1	
40+ times	0.0	0.4	1.4	2.6	1.0	
N of Valid	1248	1218	1181	934	4581	
N of Miss	24	23	14	12	73	

Table 95: How many times in the past year (12 months) have you: stolen or tried to steal a motor vehicle such as a car or motorcycle?







Response	6	8	10	12	Total	
Never	98.3	97.9	96.5	97.9	97.7	
1 to 2 times	1.1	1.2	2.1	1.0	1.4	
3 to 5 times	0.2	0.2	0.3	0.4	0.3	
6 to 9 times	0.1	0.3	0.5	0.3	0.3	
10 to 19 times	0.0	0.3	0.2	0.2	0.2	
20 to 29 times	0.1	0.0	0.0	0.0	0.0	
30 to 39 times	0.0	0.0	0.1	0.0	0.0	
40+ times	0.2	0.1	0.3	0.2	0.2	
N of Valid	1257	1221	1186	936	4600	
N of Miss	15	20	9	10	54	

Table 96: How many times in the past year (12 months) have you: participated in clubs, organizations or activities at school?









Response	6	8	10	12	Total	
Never	27.9	20.7	17.6	13.9	20.4	
1 to 2 times	27.1	21.6	17.4	11.4	19.9	
3 to 5 times	16.3	17.5	11.6	10.9	14.3	
6 to 9 times	8.3	8.0	9.5	9.9	8.9	
10 to 19 times	5.4	7.4	9.0	10.6	7.9	
20 to 29 times	2.6	3.5	7.4	7.8	5.1	
30 to 39 times	1.7	2.5	3.5	4.5	2.9	
40+ times	10.8	18.8	24.0	30.9	20.4	
N of Valid	1243	1225	1185	935	4588	
N of Miss	29	16	10	11	66	

Table 97: How many times in the past year (12 months) have you: been arrested?







Response	6	8	10	12	Total	
Never	97.9	93.2	91.0	90.8	93.4	
1 to 2 times	1.7	5.1	7.0	7.6	5.2	
3 to 5 times	0.2	1.0	1.1	0.9	0.8	
6 to 9 times	0.2	0.3	0.4	0.4	0.3	
10 to 19 times	0.1	0.2	0.4	0.1	0.2	
20 to 29 times	0.0	0.0	0.0	0.0	0.0	
30 to 39 times	0.0	0.0	0.0	0.0	0.0	
40+ times	0.0	0.2	0.1	0.2	0.1	
N of Valid	1253	1224	1185	936	4598	
N of Miss	19	17	10	10	56	

Table 98: How many times in the past year (12 months) have you: done extra work on your own for school?









Response	6	8	10	12	Total	
Never	26.0	30.6	27.2	25.9	27.5	
1 to 2 times	29.0	24.9	23.5	16.1	23.8	
3 to 5 times	16.4	14.6	14.5	14.7	15.1	
6 to 9 times	8.7	10.0	11.3	11.9	10.4	
10 to 19 times	6.5	9.3	10.5	13.2	9.7	
20 to 29 times	2.8	2.6	5.3	7.2	4.3	
30 to 39 times	2.0	2.0	2.2	2.2	2.1	
40+ times	8.5	6.1	5.5	8.8	7.2	
N of Valid	1240	1223	1184	936	4583	
N of Miss	32	18	11	10	71	

Table 99: How many times in the past year (12 months) have you: attacked someone with the idea of seriously hurting them?









Response	6	8	10	12	Total	
Never	85.2	82.9	84.4	86.8	84.7	
1 to 2 times	8.5	10.0	9.3	7.4	8.9	
3 to 5 times	3.6	4.1	3.4	3.4	3.6	
6 to 9 times	1.3	0.9	1.1	1.1	1.1	
10 to 19 times	0.7	0.6	1.2	0.7	0.8	
20 to 29 times	0.2	0.1	0.2	0.1	0.1	
30 to 39 times	0.2	0.3	0.0	0.3	0.2	
40+ times	0.4	1.1	0.6	0.2	0.6	
N of Valid	1255	1225	1189	936	4605	
N of Miss	17	16	6	10	49	

Table 100: How many times in the past year (12 months) have you: been drunk or high at school?


Response	6	8	10	12	Total	
Never	98.1	91.6	86.4	80.1	89.7	
1 to 2 times	1.7	4.5	6.2	8.3	4.9	
3 to 5 times	0.2	1.2	2.3	3.1	1.6	
6 to 9 times	0.0	1.1	1.4	1.9	1.1	
10 to 19 times	0.0	0.2	1.6	1.7	0.8	
20 to 29 times	0.0	0.3	0.8	1.0	0.5	
30 to 39 times	0.0	0.1	0.0	0.6	0.2	
40+ times	0.0	0.9	1.3	3.3	1.3	
N of Valid	1253	1223	1186	938	4600	
N of Miss	19	18	9	8	54	

Table 101: How many times in the past year (12 months) have you: volunteered to do community service?

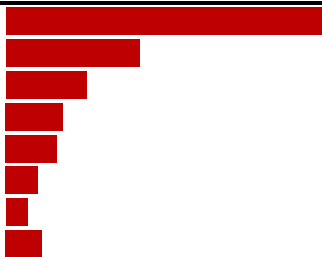
Response	6	8	10	12	Total	
Never	50.2	60.4	50.0	35.3	49.8	
1 to 2 times	22.9	18.5	19.4	16.3	19.5	
3 to 5 times	10.2	7.1	12.2	14.4	10.8	
6 to 9 times	6.0	6.1	6.8	9.4	6.9	
10 to 19 times	4.5	3.4	5.9	10.8	5.9	
20 to 29 times	1.4	1.9	2.5	5.5	2.7	
30 to 39 times	0.7	0.9	0.7	2.1	1.0	
40+ times	4.0	1.6	2.5	6.2	3.4	
N of Valid	1242	1221	1185	938	4586	
N of Miss	30	20	10	8	68	

Table 102: How many times in the past year (12 months) have you: taken a handgun to school?

Response	6	8	10	12	Total
Never	99.7	99.4	99.2	98.8	99.3
1 to 2 times	0.3	0.2	0.3	0.7	0.4
3 to 5 times	0.0	0.2	0.3	0.1	0.1
6 to 9 times	0.0	0.1	0.0	0.0	0.0
10 to 19 times	0.0	0.0	0.0	0.2	0.0
20 to 29 times	0.0	0.0	0.0	0.0	0.0
30 to 39 times	0.0	0.0	0.1	0.1	0.0
40+ times	0.0	0.1	0.2	0.0	0.1
N of Valid	1256	1223	1187	938	4604
N of Miss	16	18	8	8	50

Table 103: Are you currently on probation, or assigned a probation officer with Juvenile Court?

Response	6	8	10	12	Total
No	97.9	95.1	94.6	95.9	95.9
Yes	2.1	4.9	5.4	4.1	4.1
N of Valid	1236	1224	1184	935	4579
N of Miss	36	17	11	11	75

Table 104: Have you ever belonged to a gang?

Response	6	8	10	12	Total
No	91.0	86.6	87.8	91.8	89.2
No, but would like to	1.2	2.0	1.4	1.8	1.6
Yes, in the past	4.8	6.3	5.7	3.0	5.0
Yes, belong now	2.4	4.1	4.7	3.3	3.6
Yes, but would like to get out	0.6	1.1	0.3	0.1	0.6
N of Valid	1251	1224	1185	937	4597
N of Miss	21	17	10	9	57

Table 105: If you have ever belonged to a gang, did that gang have a name?

Response	6	8	10	12	Total	
No	7.4	4.9	5.9	7.5	6.4	
Yes	6.6	11.2	10.9	6.5	8.9	
I have never belonged to a gang	86.0	84.0	83.2	86.0	84.8	
N of Valid	1244	1216	1168	923	4551	
N of Miss	28	25	27	23	103	

Table 106: You're looking at CD's in a music store with a friend. You look up and see her slip a CD under her coat. She smiles and says 'Which one do you want? Go ahead, take it while nobody's around.' There is nobody in sight, no employees and no other customers. What would you do now?

Response	6	8	10	12	Total	
Ignore her	13.8	16.2	22.0	23.0	18.4	
Grab a CD and leave the store	2.7	7.4	12.1	9.4	7.7	
Tell her to put the CD back	62.8	45.6	31.0	33.5	44.1	
Act like it is a joke, and ask her to put the CD back	20.7	30.8	34.9	34.0	29.8	
N of Valid	1243	1213	1176	933	4565	
N of Miss	29	28	19	13	89	

Table 107: You are visiting another part of town, and you don't know any of the people your age there. You are walking down the street, and some teenager you don't know is walking toward you. He is about your size, and as he is about to pass you, he deliberately bumps into you and you almost lose your balance. What would you say or do?

Response	6	8	10	12	Total	
Push the person back	11.5	17.5	14.8	13.1	14.3	
Say 'Excuse me' and keep on walking	56.9	45.1	48.3	54.1	51.0	
Say 'Watch where you are going' and keep on walking	25.9	28.2	25.0	22.9	25.7	
Swear at the person and walk away	5.7	9.1	11.9	9.9	9.1	
N of Valid	1235	1205	1169	931	4540	
N of Miss	37	36	26	15	114	

Table 108: You are at a party at someone's house, and one of your friends offers you a drink containing alcohol. What would you say or do?





Response	6	8	10	12	Total	
Drink it	4.5	18.5	35.8	44.3	24.4	
Tell your friend, 'No thanks, I don't drink' and suggest that you and your friend go and do something else	49.2	39.0	27.1	22.2	35.3	
Just say, 'No thanks' and walk away	26.2	30.6	28.0	28.2	28.2	
Make up a good excuse, tell your friend you had something else to do, and leave	20.2	11.9	9.1	5.4	12.1	
N of Valid	1235	1208	1173	930	4546	
N of Miss	37	33	22	16	108	

Table 109: It's 8:00 on a weeknight and you are about to go over to a friend's home when your mother asks you where you are going. You say 'Oh, just going to go hang out with some friends.' She says, 'No, you'll just get into trouble if you go out. Stay home tonight.' What would you do now?





Response	6	8	10	12	Total	
Leave the house anyway	3.1	7.9	7.3	6.4	6.2	
Explain what you are going to do with your friends, tell her when you will get home, and ask if you can go out	57.9	65.7	70.7	75.6	66.9	
Not say anything and start watching TV	33.1	18.9	11.4	10.0	19.0	
Get into an argument with her	5.9	7.5	10.6	7.9	8.0	
N of Valid	1229	1202	1171	932	4534	
N of Miss	43	39	24	14	120	

Table 110: How often do you attend religious services or activities?





Response	6	8	10	12	Total	
Never	16.5	12.1	13.1	15.5	14.2	
Rarely	20.8	20.2	24.9	25.9	22.8	
1-2 Times a Month	12.4	15.3	12.2	15.4	13.8	
About Once a Week or More	50.3	52.3	49.7	43.1	49.2	
N of Valid	1209	1206	1179	933	4527	
N of Miss	63	35	16	13	127	

Table 111: I do the opposite of what people tell me, just to get them mad.





Response	6	8	10	12	Total	
Very False	54.3	40.8	37.0	39.3	43.1	
Somewhat False	23.2	31.3	31.6	32.8	29.5	
Somewhat True	18.7	23.7	28.6	25.0	23.9	
Very True	3.8	4.2	2.8	2.9	3.5	
N of Valid	1227	1202	1175	932	4536	
N of Miss	45	39	20	14	118	

Table 112: I like to see how much I can get away with.





Response	6	8	10	12	Total	
Very False	57.2	41.4	33.8	32.5	41.9	
Somewhat False	22.4	26.4	26.7	25.9	25.3	
Somewhat True	15.4	25.7	30.8	32.8	25.7	
Very True	5.0	6.5	8.7	8.8	7.1	
N of Valid	1225	1205	1176	934	4540	
N of Miss	47	36	19	12	114	

Table 113: I ignore rules that get in my way.





Response	6	8	10	12	Total	
Very False	62.0	46.0	36.3	34.1	45.3	
Somewhat False	23.2	29.2	30.3	32.8	28.6	
Somewhat True	12.0	19.3	27.8	28.4	21.4	
Very True	2.9	5.5	5.6	4.7	4.6	
N of Valid	1212	1190	1174	921	4497	
N of Miss	60	51	21	25	157	

Table 114: I think sometimes it's okay to cheat at school.


Response	6	8	10	12	Total	
NO!	69.7	41.6	21.8	18.3	39.4	
no	22.3	35.2	36.9	36.0	32.3	
yes	7.0	19.3	36.3	37.6	24.1	
YES!	1.1	3.9	4.9	8.1	4.3	
N of Valid	1235	1203	1172	930	4540	
N of Miss	37	38	23	16	114	

Table 115: It is important to think before you act.


Response	6	8	10	12	Total	
NO!	2.0	2.1	1.4	1.2	1.7	
no	4.2	6.3	4.6	1.4	4.3	
yes	24.4	38.6	41.0	38.7	35.4	
YES!	69.4	53.0	53.0	58.7	58.6	
N of Valid	1226	1199	1175	926	4526	
N of Miss	46	42	20	20	128	

Table 116: Sometimes I think that life is not worth it.

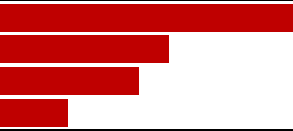
Response	6	8	10	12	Total	
NO!	52.4	44.0	40.9	45.0	45.7	
no	22.4	26.2	25.6	27.6	25.3	
yes	17.6	19.1	25.1	19.9	20.4	
YES!	7.7	10.7	8.3	7.5	8.6	
N of Valid	1199	1195	1170	926	4490	
N of Miss	73	46	25	20	164	

Table 117: At times I think I am no good at all.





Response	6	8	10	12	Total	
NO!	31.7	31.9	27.4	31.1	30.5	
no	24.5	27.0	28.0	29.1	27.0	
yes	31.6	28.5	33.4	30.9	31.1	
YES!	12.2	12.6	11.3	9.0	11.4	
N of Valid	1219	1194	1169	927	4509	
N of Miss	53	47	26	19	145	

Table 118: All in all, I am inclined to think that I am a failure.





Response	6	8	10	12	Total	
NO!	52.4	48.1	44.3	50.4	48.8	
no	29.8	32.7	35.3	33.3	32.7	
yes	13.0	12.9	15.3	12.6	13.5	
YES!	4.8	6.3	5.2	3.7	5.1	
N of Valid	1212	1191	1163	922	4488	
N of Miss	60	50	32	24	166	

Table 119: In the past year, have you felt depressed or sad MOST days, even if you felt okay sometimes?





Response	6	8	10	12	Total	
NO!	26.3	31.7	27.0	29.1	28.5	
no	24.7	24.0	28.7	29.9	26.6	
yes	32.9	26.0	27.0	26.8	28.3	
YES!	16.1	18.3	17.3	14.2	16.6	
N of Valid	1217	1198	1171	927	4513	
N of Miss	55	43	24	19	141	

Table 120: It is all right to beat up people if they start the fight.





Response	6	8	10	12	Total	
NO!	52.2	34.3	27.6	31.6	36.9	
no	21.3	23.4	24.3	21.1	22.6	
yes	14.8	23.6	26.0	26.3	22.4	
YES!	11.8	18.7	22.1	20.9	18.1	
N of Valid	1225	1195	1171	927	4518	
N of Miss	47	46	24	19	136	

Table 121: I think it is okay to take something without asking if you can get away with it.





Response	6	8	10	12	Total	
NO!	77.1	60.4	51.7	56.5	61.9	
no	18.8	29.7	37.5	35.3	29.9	
yes	3.2	7.1	8.4	6.7	6.3	
YES!	1.0	2.8	2.4	1.5	1.9	
N of Valid	1226	1193	1172	927	4518	
N of Miss	46	48	23	19	136	

Table 122: Sometimes we don't know what we will do as adults, but we may have an idea. Please answer how true these statements may be for you. WHEN I AM AN ADULT I WILL: smoke cigarettes.





Response	6	8	10	12	Total	
NO!	84.5	77.1	71.3	68.7	75.9	
no	11.9	16.3	19.0	18.7	16.3	
yes	2.8	5.0	7.0	8.7	5.7	
YES!	0.8	1.6	2.7	4.0	2.1	
N of Valid	1229	1190	1168	932	4519	
N of Miss	43	51	27	14	135	

Table 123: Sometimes we don't know what we will do as adults, but we may have an idea. Please answer how true these statements may be for you. WHEN I AM AN ADULT I WILL: drink beer, wine, or liquor.





Response	6	8	10	12	Total	
NO!	68.2	45.0	30.9	24.1	43.3	
no	16.4	22.3	19.0	15.2	18.4	
yes	13.0	26.2	36.8	41.6	28.5	
YES!	2.4	6.6	13.2	19.2	9.8	
N of Valid	1228	1190	1170	929	4517	
N of Miss	44	51	25	17	137	

Table 124: Sometimes we don't know what we will do as adults, but we may have an idea. Please answer how true these statements may be for you. WHEN I AM AN ADULT I WILL: smoke marijuana.





Response	6	8	10	12	Total	
NO!	93.6	81.6	72.8	66.8	79.5	
no	5.5	11.8	16.3	17.3	12.4	
yes	0.7	4.8	7.1	9.2	5.2	
YES!	0.2	1.9	3.9	6.7	2.9	
N of Valid	1226	1188	1167	930	4511	
N of Miss	46	53	28	16	143	

Table 125: Sometimes we don't know what we will do as adults, but we may have an idea. Please answer how true these statements may be for you. WHEN I AM AN ADULT I WILL: use LSD, cocaine, amphetamines or another illegal drug.





Response	6	8	10	12	Total	
NO!	95.8	90.8	89.8	89.6	91.7	
no	3.8	8.5	8.4	8.5	7.2	
yes	0.2	0.3	1.3	1.3	0.7	
YES!	0.1	0.5	0.5	0.6	0.4	
N of Valid	1226	1191	1169	929	4515	
N of Miss	46	50	26	17	139	

Table 126: How much do you think people risk harming themselves (physically or in other ways) if they: smoked one or more packs of cigarettes per day?


Response	6	8	10	12	Total	
No risk	11.2	6.3	4.0	3.9	6.5	
Slight risk	6.1	6.4	6.0	6.6	6.2	
Moderate risk	17.2	18.8	18.6	16.2	17.8	
Great risk	65.5	68.4	71.4	73.3	69.4	
N of Valid	1219	1194	1172	930	4515	
N of Miss	53	47	23	16	139	

Table 127: How much do you think people risk harming themselves (physically or in other ways) if they: try marijuana once or twice?


Response	6	8	10	12	Total	
No risk	12.0	12.9	21.8	31.1	18.8	
Slight risk	17.6	21.8	31.3	30.7	25.0	
Moderate risk	32.7	27.0	21.9	17.7	25.3	
Great risk	37.7	38.3	25.0	20.5	31.0	
N of Valid	1212	1184	1165	928	4489	
N of Miss	60	57	30	18	165	

Table 128: How much do you think people risk harming themselves (physically or in other ways) if they: smoke marijuana regularly?


Response	6	8	10	12	Total	
No risk	11.2	8.7	8.8	12.3	10.1	
Slight risk	3.4	6.4	13.2	15.8	9.3	
Moderate risk	10.3	11.6	21.0	25.5	16.6	
Great risk	75.2	73.2	57.0	46.3	63.9	
N of Valid	1192	1151	1146	916	4405	
N of Miss	80	90	49	30	249	

Table 129: How much do you think people risk harming themselves (physically or in other ways) if they: take one or two drinks of an alcoholic beverage (beer, wine, liquor) nearly every day?

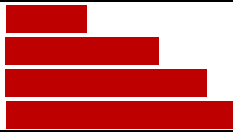
Response	6	8	10	12	Total	
No risk	13.4	10.8	8.6	9.9	10.7	
Slight risk	16.9	23.2	26.6	24.9	22.8	
Moderate risk	28.0	29.1	34.2	31.5	30.6	
Great risk	41.7	36.9	30.7	33.7	35.9	
N of Valid	1211	1184	1168	929	4492	
N of Miss	61	57	27	17	162	

Table 130: How much do you think people risk harming themselves (physically or in other ways) if they: have five or more drinks once or twice each weekend?

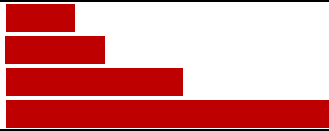
Response	6	8	10	12	Total	
No risk	12.3	8.6	6.4	7.2	8.7	
Slight risk	10.1	11.6	16.2	18.1	13.7	
Moderate risk	22.3	23.3	30.7	31.3	26.6	
Great risk	55.4	56.5	46.7	43.3	50.9	
N of Valid	1213	1186	1172	926	4497	
N of Miss	59	55	23	20	157	

Table 131: On how many occasions have you had alcoholic beverages (beer, wine or hard liquor) to drink in your lifetime - more than just a few sips?

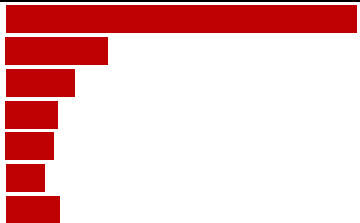
Response	6	8	10	12	Total	
0	80.3	64.2	41.3	29.0	55.4	
1-2	12.5	16.2	15.8	12.5	14.3	
3-5	3.5	7.6	12.3	12.3	8.7	
6-9	2.1	5.1	8.7	9.1	6.0	
10-19	0.7	2.8	9.4	10.2	5.4	
20-39	0.5	1.8	5.5	8.3	3.7	
40+	0.4	2.4	6.9	18.6	6.3	
N of Valid	1223	1186	1169	926	4504	
N of Miss	49	55	26	20	150	

Table 132: On how many occasions have you had beer, wine or hard liquor to drink during the past 30 days?


Response	6	8	10	12	Total	
0	95.8	87.8	71.8	59.7	80.0	
1-2	3.4	7.4	15.7	18.1	10.7	
3-5	0.5	2.1	6.4	9.8	4.4	
6-9	0.2	1.7	3.1	6.0	2.5	
10-19	0.1	0.6	1.8	3.6	1.4	
20-39	0.1	0.2	0.4	1.2	0.4	
40+	0.0	0.3	0.8	1.6	0.6	
N of Valid	1218	1185	1168	924	4495	
N of Miss	54	56	27	22	159	

Table 133: On how many occasions have you used marijuana (grass, pot) or hashish (hash, hash oil) in your lifetime?


Response	6	8	10	12	Total	
0	98.4	88.9	74.5	61.7	82.1	
1-2	0.8	4.3	5.7	8.3	4.5	
3-5	0.5	1.9	3.8	5.5	2.8	
6-9	0.0	1.4	3.6	4.2	2.2	
10-19	0.2	1.0	2.8	4.5	2.0	
20-39	0.0	0.8	2.5	3.2	1.5	
40+	0.1	1.7	7.1	12.5	4.9	
N of Valid	1219	1187	1164	926	4496	
N of Miss	53	54	31	20	158	

Table 134: On how many occasions have you used marijuana (grass, pot) or hashish (hash, hash oil) during the past 30 days?








Response	6	8	10	12	Total	
0	99.6	94.8	88.1	82.8	91.9	
1-2	0.2	2.8	3.9	4.6	2.8	
3-5	0.1	0.7	2.7	3.7	1.6	
6-9	0.1	0.7	1.6	2.1	1.0	
10-19	0.0	0.4	1.5	1.6	0.8	
20-39	0.0	0.3	0.8	1.7	0.6	
40+	0.0	0.4	1.5	3.5	1.2	
N of Valid	1219	1187	1167	926	4499	
N of Miss	53	54	28	20	155	

Table 135: On how many occasions have you used LSD or other psychedelics in your lifetime?








Response	6	8	10	12	Total	
0	99.8	99.2	96.3	93.3	97.4	
1-2	0.0	0.4	1.7	2.7	1.1	
3-5	0.1	0.2	0.8	1.6	0.6	
6-9	0.1	0.2	0.4	1.3	0.4	
10-19	0.0	0.0	0.3	0.4	0.2	
20-39	0.0	0.0	0.3	0.3	0.2	
40+	0.0	0.0	0.2	0.3	0.1	
N of Valid	1216	1184	1169	927	4496	
N of Miss	56	57	26	19	158	

Table 136: On how many occasions have you used LSD or other psychedelics during the past 30 days?


Response	6	8	10	12	Total	
0	99.9	99.6	98.1	98.8	99.1	
1-2	0.0	0.3	1.3	1.1	0.6	
3-5	0.0	0.0	0.3	0.1	0.1	
6-9	0.1	0.2	0.0	0.0	0.1	
10-19	0.0	0.0	0.1	0.0	0.0	
20-39	0.0	0.0	0.1	0.0	0.0	
40+	0.0	0.0	0.2	0.0	0.0	
N of Valid	1213	1185	1168	929	4495	
N of Miss	59	56	27	17	159	

Table 137: On how many occasions have you used cocaine or crack in your lifetime?


Response	6	8	10	12	Total	
0	99.8	98.1	97.3	94.6	97.7	
1-2	0.1	1.3	1.6	2.5	1.3	
3-5	0.0	0.3	0.4	1.1	0.4	
6-9	0.1	0.2	0.2	0.8	0.3	
10-19	0.0	0.0	0.3	0.2	0.1	
20-39	0.0	0.1	0.0	0.6	0.2	
40+	0.0	0.0	0.1	0.2	0.1	
N of Valid	1220	1185	1169	929	4503	
N of Miss	52	56	26	17	151	

Table 138: On how many occasions have you used cocaine or crack during the past 30 days?




Response	6	8	10	12	Total	
0	99.8	99.2	99.2	99.7	99.4	
1-2	0.2	0.6	0.7	0.2	0.4	
3-5	0.0	0.0	0.0	0.0	0.0	
6-9	0.1	0.3	0.0	0.1	0.1	
10-19	0.0	0.0	0.0	0.0	0.0	
20-39	0.0	0.0	0.0	0.0	0.0	
40+	0.0	0.0	0.1	0.0	0.0	
N of Valid	1214	1183	1166	926	4489	
N of Miss	58	58	29	20	165	

Table 139: On how many occasions have you sniffed glue, breathed the contents of an aerosol spray can, or inhaled other gases or sprays, in order to get high in your lifetime?








Response	6	8	10	12	Total	
0	90.8	86.0	84.1	88.6	87.3	
1-2	6.0	8.2	9.2	5.9	7.4	
3-5	1.3	2.0	2.9	2.3	2.1	
6-9	1.0	1.5	1.6	0.8	1.2	
10-19	0.4	0.7	0.9	1.3	0.8	
20-39	0.2	0.7	0.7	0.9	0.6	
40+	0.2	0.9	0.7	0.3	0.6	
N of Valid	1214	1183	1169	928	4494	
N of Miss	58	58	26	18	160	

Table 140: On how many occasions have you sniffed glue, breathed the contents of an aerosol spray can, or inhaled other gases or sprays, in order to get high during the past 30 days?







Response	6	8	10	12	Total	
0	95.5	94.4	96.5	98.5	96.1	
1-2	3.1	3.9	2.6	1.0	2.7	
3-5	0.3	0.8	0.4	0.5	0.5	
6-9	0.7	0.3	0.4	0.0	0.4	
10-19	0.4	0.1	0.0	0.0	0.1	
20-39	0.0	0.1	0.0	0.0	0.0	
40+	0.0	0.3	0.1	0.0	0.1	
N of Valid	1216	1184	1167	926	4493	
N of Miss	56	57	28	20	161	

Table 141: On how many occasions have you used phenoxydine (pox, px, breeze) in your lifetime?


Response	6	8	10	12	Total	
0	100.0	100.0	100.0	100.0	100.0	
1-2	0.0	0.0	0.0	0.0	0.0	
3-5	0.0	0.0	0.0	0.0	0.0	
6-9	0.0	0.0	0.0	0.0	0.0	
10-19	0.0	0.0	0.0	0.0	0.0	
20-39	0.0	0.0	0.0	0.0	0.0	
40+	0.0	0.0	0.0	0.0	0.0	
N of Valid	1205	1183	1164	927	4479	
N of Miss	67	58	31	19	175	

Table 142: On how many occasions have you used phenoxydine (pox, px, breeze) during the past 30 days?


Response	6	8	10	12	Total	
0	100.0	100.0	100.0	100.0	100.0	
1-2	0.0	0.0	0.0	0.0	0.0	
3-5	0.0	0.0	0.0	0.0	0.0	
6-9	0.0	0.0	0.0	0.0	0.0	
10-19	0.0	0.0	0.0	0.0	0.0	
20-39	0.0	0.0	0.0	0.0	0.0	
40+	0.0	0.0	0.0	0.0	0.0	
N of Valid	1201	1182	1159	926	4468	
N of Miss	71	59	36	20	186	

Table 143: On how many occasions have you used sedatives (tranquilizers, such as Valium or Xanax, barbiturates, or sleeping pills) without a doctor telling you to take them, in your lifetime?








Response	6	8	10	12	Total	
0	95.2	91.6	83.7	81.3	88.4	
1-2	3.0	4.2	5.8	5.2	4.5	
3-5	0.9	1.6	3.9	3.3	2.4	
6-9	0.3	1.6	2.1	2.9	1.7	
10-19	0.2	0.3	2.1	3.0	1.3	
20-39	0.0	0.3	0.5	1.2	0.4	
40+	0.3	0.4	1.8	3.1	1.3	
N of Valid	1209	1180	1163	929	4481	
N of Miss	63	61	32	17	173	

Table 144: On how many occasions have you used sedatives (tranquilizers, such as Valium or Xanax, barbiturates, or sleeping pills) without a doctor telling you to take them, during the past 30 days?








Response	6	8	10	12	Total	
0	97.9	96.9	93.6	92.8	95.4	
1-2	1.7	1.9	3.4	3.1	2.5	
3-5	0.2	0.8	1.6	1.8	1.1	
6-9	0.0	0.2	1.0	1.3	0.6	
10-19	0.1	0.2	0.2	0.8	0.3	
20-39	0.1	0.0	0.2	0.1	0.1	
40+	0.0	0.1	0.1	0.1	0.1	
N of Valid	1208	1182	1163	928	4481	
N of Miss	64	59	32	18	173	

Table 145: On how many occasions have you used Methamphetamines (meth, speed, crank, crystal meth) in your lifetime?








Response	6	8	10	12	Total	
0	99.6	98.0	97.6	95.8	97.9	
1-2	0.3	1.3	1.7	1.2	1.1	
3-5	0.0	0.3	0.1	1.2	0.4	
6-9	0.1	0.3	0.1	0.5	0.2	
10-19	0.0	0.1	0.3	0.1	0.1	
20-39	0.0	0.1	0.1	0.4	0.1	
40+	0.0	0.0	0.2	0.8	0.2	
N of Valid	1205	1179	1163	927	4474	
N of Miss	67	62	32	19	180	

Table 146: On how many occasions have you used Methamphetamines (meth, speed, crank, crystal meth) in the past 30 days?






Response	6	8	10	12	Total	
0	99.8	99.2	99.3	99.2	99.4	
1-2	0.1	0.5	0.4	0.3	0.3	
3-5	0.1	0.2	0.1	0.1	0.1	
6-9	0.0	0.1	0.1	0.1	0.1	
10-19	0.0	0.0	0.0	0.1	0.0	
20-39	0.0	0.1	0.1	0.1	0.1	
40+	0.0	0.0	0.0	0.0	0.0	
N of Valid	1207	1177	1163	925	4472	
N of Miss	65	64	32	21	182	

Table 147: On how many occasions have you used stimulants, other than Methamphetamines (such as amphetamines, Ritalin or Dexedrine) without a doctor telling you to take them, in your lifetime?








Response	6	8	10	12	Total	
0	99.6	98.9	95.7	92.1	96.8	
1-2	0.2	0.9	2.1	1.9	1.2	
3-5	0.2	0.1	0.9	1.5	0.6	
6-9	0.0	0.0	0.3	1.1	0.3	
10-19	0.0	0.1	0.3	1.0	0.3	
20-39	0.0	0.0	0.2	0.4	0.1	
40+	0.1	0.0	0.5	1.9	0.6	
N of Valid	1204	1178	1163	927	4472	
N of Miss	68	63	32	19	182	

Table 148: On how many occasions have you used stimulants, other than Methamphetamines (such as amphetamines, Ritalin or Dexedrine) without a doctor telling you to take them, during the past 30 days?






Response	6	8	10	12	Total	
0	99.8	99.8	98.8	97.2	99.0	
1-2	0.2	0.2	0.8	2.0	0.7	
3-5	0.0	0.0	0.0	0.3	0.1	
6-9	0.0	0.0	0.1	0.0	0.0	
10-19	0.1	0.0	0.1	0.1	0.1	
20-39	0.0	0.0	0.1	0.0	0.0	
40+	0.0	0.0	0.2	0.3	0.1	
N of Valid	1202	1180	1162	927	4471	
N of Miss	70	61	33	19	183	

Table 149: On how many occasions have you used heroin or other opiates in your lifetime?







Response	6	8	10	12	Total	
0	99.9	99.2	97.9	96.5	98.5	
1-2	0.0	0.6	1.1	1.2	0.7	
3-5	0.1	0.2	0.4	0.9	0.4	
6-9	0.0	0.0	0.1	0.3	0.1	
10-19	0.0	0.0	0.3	0.3	0.1	
20-39	0.0	0.0	0.1	0.1	0.0	
40+	0.0	0.0	0.1	0.6	0.2	
N of Valid	1202	1178	1163	927	4470	
N of Miss	70	63	32	19	184	

Table 150: On how many occasions have you used heroin or other opiates during the past 30 days?




Response	6	8	10	12	Total	
0	99.9	99.7	99.3	99.0	99.5	
1-2	0.1	0.3	0.3	0.6	0.3	
3-5	0.0	0.0	0.0	0.1	0.0	
6-9	0.0	0.0	0.3	0.1	0.1	
10-19	0.0	0.0	0.1	0.0	0.0	
20-39	0.0	0.0	0.0	0.0	0.0	
40+	0.0	0.0	0.0	0.1	0.0	
N of Valid	1199	1178	1163	926	4466	
N of Miss	73	63	32	20	188	

Table 151: On how many occasions have you used MDMA ('X', 'E', or ecstasy) in your lifetime?








Response	6	8	10	12	Total	
0	99.7	98.7	94.6	90.1	96.1	
1-2	0.2	0.8	2.6	3.7	1.7	
3-5	0.1	0.2	0.9	1.7	0.7	
6-9	0.0	0.1	0.7	1.3	0.5	
10-19	0.0	0.3	0.6	1.7	0.6	
20-39	0.0	0.0	0.2	0.6	0.2	
40+	0.0	0.0	0.4	0.9	0.3	
N of Valid	1195	1179	1159	926	4459	
N of Miss	77	62	36	20	195	

Table 152: On how many occasions have you used MDMA ('X', 'E', or ecstasy) during the past 30 days?





Response	6	8	10	12	Total	
0	99.9	99.7	98.3	98.4	99.1	
1-2	0.1	0.3	1.2	1.1	0.6	
3-5	0.0	0.1	0.2	0.3	0.1	
6-9	0.0	0.0	0.2	0.2	0.1	
10-19	0.0	0.0	0.1	0.0	0.0	
20-39	0.0	0.0	0.1	0.0	0.0	
40+	0.0	0.0	0.0	0.0	0.0	
N of Valid	1192	1174	1156	923	4445	
N of Miss	80	67	39	23	209	

Table 153: On how many occasions have you taken prescription drugs (such as Valium, Xanax, Ritalin, Adderall, OxyContin, Darvocet, or sleeping pills) on your own-that is, without a doctor telling you to take them in your lifetime?








Response	6	8	10	12	Total	
0	95.8	90.6	83.6	79.1	87.8	
1-2	3.0	4.9	6.3	5.8	4.9	
3-5	0.7	2.0	3.5	4.4	2.6	
6-9	0.2	0.9	2.1	2.9	1.5	
10-19	0.1	0.7	1.5	2.2	1.0	
20-39	0.0	0.3	0.6	1.8	0.6	
40+	0.2	0.5	2.5	3.7	1.6	
N of Valid	1203	1176	1164	925	4468	
N of Miss	69	65	31	21	186	

Table 154: On how many occasions have you taken prescription drugs (such as Valium, Xanax, Ritalin, Adderall, OxyContin, Darvocet, or sleeping pills) on your own-that is, without a doctor telling you to take them during the past 30 days?








Response	6	8	10	12	Total	
0	98.9	96.7	94.0	91.4	95.5	
1-2	0.8	2.4	2.9	4.9	2.6	
3-5	0.2	0.1	1.3	1.9	0.8	
6-9	0.0	0.5	0.9	1.0	0.6	
10-19	0.0	0.0	0.3	0.3	0.2	
20-39	0.0	0.0	0.2	0.2	0.1	
40+	0.1	0.3	0.3	0.3	0.3	
N of Valid	1202	1176	1164	926	4468	
N of Miss	70	65	31	20	186	

Table 155: On how many occasions have you taken non-prescription medicines such as diet pills (for example, Dietac, Dexatrim or Prolamine), stay-awake pills (for example No-Doz, Vivarin, or Wake), or cough or cold medicines (robos, DXM, etc.) to get high in your lifetime?








Response	6	8	10	12	Total	
0	98.6	95.9	90.8	89.8	94.0	
1-2	0.6	1.8	3.6	2.5	2.1	
3-5	0.5	0.3	1.7	1.4	1.0	
6-9	0.0	0.9	1.1	2.2	1.0	
10-19	0.2	0.4	0.9	1.5	0.7	
20-39	0.0	0.2	0.8	0.8	0.4	
40+	0.2	0.5	1.1	1.9	0.9	
N of Valid	1197	1173	1164	928	4462	
N of Miss	75	68	31	18	192	

Table 156: On how many occasions have you taken non-prescription medicines such as diet pills (for example, Dietac, Dexatrim or Prolamine), stay-awake pills (for example No-Doz, Vivarin, or Wake), or cough or cold medicines (robos, DXM, etc.) to get high during the past 30 days?








Response	6	8	10	12	Total	
0	99.2	98.2	95.9	95.8	97.4	
1-2	0.3	1.4	1.6	1.8	1.3	
3-5	0.2	0.2	1.5	1.0	0.7	
6-9	0.1	0.1	0.6	0.5	0.3	
10-19	0.0	0.1	0.3	0.0	0.1	
20-39	0.0	0.1	0.1	0.6	0.2	
40+	0.2	0.0	0.1	0.2	0.1	
N of Valid	1196	1172	1163	927	4458	
N of Miss	76	69	32	19	196	

Table 157: On how many occasions have you been drunk or very high from drinking alcoholic beverages during the past 30 days?








Response	6	8	10	12	Total	
0	96.9	92.0	81.6	71.3	86.3	
1-2	2.5	4.1	9.8	14.8	7.4	
3-5	0.2	1.8	4.0	5.3	2.6	
6-9	0.3	0.6	2.4	3.3	1.5	
10-19	0.0	0.8	0.7	2.8	1.0	
20-39	0.0	0.3	0.5	0.6	0.3	
40+	0.2	0.5	1.0	1.8	0.8	
N of Valid	1199	1171	1162	928	4460	
N of Miss	73	70	33	18	194	

Table 158: Think back over the last two weeks. How many times have you had five or more alcoholic drinks in a row?


Response	6	8	10	12	Total	
None	96.0	90.6	83.0	73.6	86.5	
Once	2.0	4.6	8.0	9.6	5.8	
Twice	0.9	2.5	3.9	6.8	3.3	
3-5 times	0.5	1.2	3.3	7.0	2.8	
6-9 times	0.2	0.6	1.0	1.4	0.7	
10 or more times	0.3	0.5	0.9	1.5	0.8	
N of Valid	1182	1162	1156	924	4424	
N of Miss	90	79	39	22	230	

Table 159: Have you ever used smokeless tobacco (chew, snuff, plug, dipping tobacco, or chewing tobacco)?


Response	6	8	10	12	Total	
Never	95.8	90.7	86.9	80.5	88.9	
Once or Twice	3.3	5.7	7.9	9.0	6.3	
Once in a while but not regularly	0.4	1.8	2.3	4.4	2.1	
Regularly in the past	0.3	0.9	1.2	1.8	1.0	
Regularly now	0.2	0.9	1.6	4.2	1.6	
N of Valid	1175	1162	1156	923	4416	
N of Miss	97	79	39	23	238	

Table 160: How often have you taken smokeless tobacco during the past 30 days?


Response	6	8	10	12	Total	
Not at all	99.2	96.4	95.7	91.9	96.0	
Once or twice	0.6	1.9	1.8	3.3	1.8	
Once or twice per week	0.1	0.6	1.0	0.2	0.5	
Three to five times per week	0.1	0.2	0.5	0.2	0.2	
About once a day	0.0	0.3	0.1	0.8	0.3	
More than once a day	0.1	0.6	1.0	3.7	1.2	
N of Valid	1178	1162	1152	922	4414	
N of Miss	94	79	43	24	240	

Table 161: Have you ever smoked cigarettes?






Response	6	8	10	12	Total	
Never	90.8	79.4	62.8	53.4	72.6	
Once or Twice	6.7	12.2	18.0	18.1	13.5	
Once in a while but not regularly	1.5	4.1	8.7	13.6	6.6	
Regularly in the past	0.7	2.6	5.0	5.6	3.4	
Regularly now	0.4	1.7	5.5	9.3	4.0	
N of Valid	1168	1158	1153	924	4403	
N of Miss	104	83	42	22	251	

Table 162: How frequently have you smoked cigarettes during the past 30 days?








Response	6	8	10	12	Total	
Not at all	98.4	93.7	86.8	80.8	90.4	
Less than one cigarette per day	1.0	3.7	6.5	8.7	4.8	
One to five cigarettes per day	0.5	1.2	4.0	3.9	2.3	
About one-half pack per day	0.1	0.5	1.3	4.1	1.4	
About one pack per day	0.0	0.6	0.6	1.5	0.6	
About one and one-half packs per day	0.0	0.3	0.6	0.5	0.3	
Two packs or more per day	0.0	0.0	0.2	0.4	0.1	
N of Valid	1174	1157	1153	924	4408	
N of Miss	98	84	42	22	246	

Table 163: During the last month, about how many marijuana cigarettes, or the equivalent, did you smoke a day, on the average?








Response	6	8	10	12	Total	
None	98.5	93.4	88.1	84.3	91.5	
Less than 1 a day	1.0	2.7	4.9	7.2	3.8	
1 a day	0.3	0.6	2.1	2.2	1.3	
2-3 a day	0.1	2.0	2.4	2.9	1.8	
4-6 a day	0.1	0.6	1.2	1.7	0.9	
7-10 a day	0.0	0.4	0.3	0.4	0.3	
11 or more a day	0.0	0.3	1.0	1.3	0.6	
N of Valid	1173	1155	1149	921	4398	
N of Miss	99	86	46	25	256	

Table 164: If you drank alcohol (not just a sip or taste) in the past year, how did you usually get it?













Response	6	8	10	12	Total	
I did not drink alcohol in the past year	90.9	78.1	54.2	40.5	67.3	
I bought it myself with a fake ID	0.3	0.4	0.3	1.0	0.5	
I bought it myself without a fake ID	0.1	0.1	0.4	2.2	0.6	
I got it from someone I know age 21 or older	1.4	4.0	13.1	23.0	9.7	
I got it from someone I know under age 21	0.6	2.3	8.2	13.8	5.8	
I got it from my brother or sister	0.5	1.3	2.4	2.8	1.7	
I got it from home with my parents' permission	2.0	3.5	5.7	4.3	3.9	
I got it from home without my parents' permission	0.7	3.2	5.0	1.5	2.7	
I got it from another relative	1.1	2.2	2.9	1.3	1.9	
A stranger bought it for me	0.1	0.2	0.5	1.3	0.5	
I took it from a store or shop	0.1	0.2	0.4	0.1	0.2	
Other	2.2	4.4	6.9	8.1	5.3	
N of Valid	1138	1125	1116	904	4283	
N of Miss	134	116	79	42	371	

Table 165: If you drank alcohol (not just a sip or taste) in the past year, where did you usually drink it?

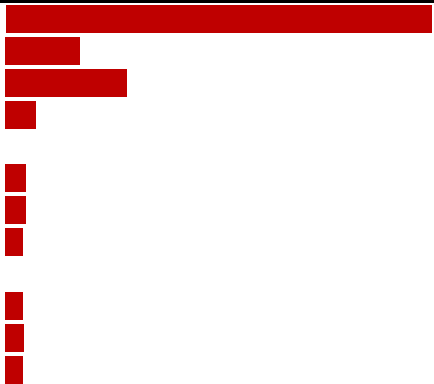
Response	6	8	10	12	Total	
I did not drink alcohol in the past year	91.2	78.7	54.3	40.9	67.7	
at my home	4.2	9.1	13.4	12.5	9.6	
at someone else's home	2.7	8.8	23.7	39.1	17.4	
at an open area like a park, beach, field, back road, woods, or a street corner	1.1	1.8	4.2	2.6	2.4	
at a sporting event or concert	0.1	0.3	1.4	1.7	0.8	
at a restaurant, bar, or a nightclub	0.1	0.4	1.5	1.0	0.7	
at an empty building or a construction site	0.2	0.3	0.2	0.6	0.3	
at a hotel/motel	0.1	0.1	0.5	0.8	0.3	
in a car	0.3	0.3	0.4	0.9	0.4	
at school	0.2	0.4	0.4	0.1	0.3	
N of Valid	1122	1115	1109	891	4237	
N of Miss	150	126	86	55	417	

Table 166: If you smoked cigarettes (not just a puff or drag) in the past year, how did you usually get them?


Response	6	8	10	12	Total	
I did not smoke cigarettes in the past year	94.5	86.1	78.0	69.2	82.6	
I bought them myself with a fake ID	0.1	0.1	0.1	0.2	0.1	
I bought them myself without a fake ID	0.1	0.2	1.0	6.4	1.7	
I got them from someone I know age 18 or older	0.5	2.7	7.6	13.3	5.6	
I got them from someone I know under age 18	0.4	3.3	4.5	3.6	2.9	
I got them from my brother or sister	0.4	0.2	1.2	0.5	0.6	
I got them from home with my parents' permission	0.1	0.4	0.7	1.1	0.6	
I got them from home without my parents' permission	1.3	1.8	2.2	0.8	1.6	
I got them from another relative	0.8	0.8	1.2	0.1	0.7	
A stranger bought them for me	0.0	0.4	0.4	0.0	0.2	
I took them from a store or shop	0.4	0.1	0.5	0.2	0.3	
Other	1.4	4.0	2.7	4.6	3.1	
N of Valid	1127	1125	1123	912	4287	
N of Miss	145	116	72	34	367	

Table 167: If you smoked cigarettes (not just a puff or drag) in the past year, where did you usually smoke them?











Response	6	8	10	12	Total	
I did not smoke cigarettes in the past year	94.4	88.2	79.3	71.0	83.9	
at my home	1.6	2.6	6.4	7.0	4.3	
at someone else's home	1.4	3.6	7.4	7.8	4.9	
at an open area like a park, beach, field, back road, woods, or a street corner	1.6	3.7	3.7	5.5	3.5	
at a sporting event or concert	0.2	0.3	0.2	0.3	0.2	
at a restaurant, bar, or a nightclub	0.0	0.3	0.2	0.4	0.2	
at an empty building or a construction site	0.4	0.1	0.5	0.0	0.2	
at a hotel/motel	0.1	0.0	0.0	0.4	0.1	
in a car	0.1	0.9	2.3	7.4	2.4	
at school	0.3	0.4	0.1	0.1	0.2	
N of Valid	1128	1114	1110	897	4249	
N of Miss	144	127	85	49	405	

Table 168: During the past 30 days, how many times did you ride in a car or other vehicle driven by someone who had been drinking alcohol?






Response	6	8	10	12	Total	
0 times	77.3	77.9	73.8	76.3	76.3	
1 time	9.7	8.5	10.7	10.5	9.8	
2 or 3 times	6.3	8.4	8.4	8.4	7.8	
4 or 5 times	2.7	1.9	2.6	2.7	2.5	
6 or more times	4.0	3.4	4.5	2.1	3.6	
N of Valid	1154	1135	1136	916	4341	
N of Miss	118	106	59	30	313	

Table 169: During the past 30 days, how many times did you drive a car or other vehicle when you had been drinking alcohol?







Response	6	8	10	12	Total	
I did not drive a car in the past 30 days	62.6	63.8	47.4	28.1	51.5	
0 times	35.5	33.3	47.5	58.8	43.1	
1 time	1.0	1.3	2.8	6.9	2.8	
2 or 3 times	0.4	0.9	1.4	3.9	1.5	
4 or 5 times	0.2	0.3	0.3	1.2	0.4	
6 or more times	0.4	0.5	0.6	1.1	0.7	
N of Valid	1119	1112	1124	912	4267	
N of Miss	153	129	71	34	387	

Table 170: How wrong would most adults (over 21) in your neighborhood think it is for kids your age: to use marijuana?





Response	6	8	10	12	Total	
Very wrong	91.7	82.8	72.6	67.8	79.3	
Wrong	5.0	10.2	16.7	18.4	12.2	
A little bit wrong	1.9	4.9	8.1	10.2	6.1	
Not wrong at all	1.5	2.0	2.6	3.7	2.4	
N of Valid	1150	1125	1135	915	4325	
N of Miss	122	116	60	31	329	

Table 171: How wrong would most adults (over 21) in your neighborhood think it is for kids your age: to drink alcohol?





Response	6	8	10	12	Total	
Very wrong	82.9	70.8	54.9	46.1	64.6	
Wrong	10.1	14.8	23.8	26.8	18.4	
A little bit wrong	4.9	10.8	15.9	19.0	12.3	
Not wrong at all	2.1	3.6	5.4	8.1	4.6	
N of Valid	1143	1125	1135	914	4317	
N of Miss	129	116	60	32	337	

Table 172: How wrong would most adults (over 21) in your neighborhood think it is for kids your age: to smoke cigarettes?





Response	6	8	10	12	Total	
Very wrong	81.7	75.0	61.4	46.4	67.1	
Wrong	11.1	13.0	19.2	24.9	16.7	
A little bit wrong	4.4	8.0	13.3	17.5	10.5	
Not wrong at all	2.8	4.0	6.1	11.2	5.7	
N of Valid	1144	1122	1135	914	4315	
N of Miss	128	119	60	32	339	

Table 173: How much do each of the following statements describe your neighborhood? crime and/or drug selling





Response	6	8	10	12	Total	
NO!	78.8	70.5	63.6	66.8	70.1	
no	13.6	16.6	23.1	18.7	18.0	
yes	5.1	8.7	9.3	11.5	8.5	
YES!	2.5	4.2	4.0	3.0	3.4	
N of Valid	1136	1117	1129	913	4295	
N of Miss	136	124	66	33	359	

Table 174: How much do each of the following statements describe your neighborhood? fights





Response	6	8	10	12	Total	
NO!	62.2	58.2	60.0	64.6	61.1	
no	17.9	21.9	24.2	23.2	21.7	
yes	14.6	13.5	11.4	9.1	12.3	
YES!	5.3	6.4	4.4	3.1	4.9	
N of Valid	1138	1120	1126	913	4297	
N of Miss	134	121	69	33	357	

Table 175: How much do each of the following statements describe your neighborhood? lots of empty or abandoned buildings





Response	6	8	10	12	Total	
NO!	74.7	67.9	69.2	72.0	70.9	
no	18.8	23.6	24.5	23.5	22.6	
yes	4.1	6.6	4.3	3.1	4.6	
YES!	2.5	1.9	2.0	1.4	2.0	
N of Valid	1134	1113	1127	913	4287	
N of Miss	138	128	68	33	367	

Table 176: How much do each of the following statements describe your neighborhood? lots of graffiti





Response	6	8	10	12	Total	
NO!	75.0	70.1	70.4	73.8	72.3	
no	14.0	19.4	22.3	20.9	19.1	
yes	7.1	7.0	4.6	3.8	5.7	
YES!	3.8	3.5	2.7	1.4	2.9	
N of Valid	1126	1116	1128	912	4282	
N of Miss	146	125	67	34	372	

Table 177: If I had to move, I would miss the neighborhood I now live in.





Response	6	8	10	12	Total	
NO!	15.0	13.0	14.0	13.5	13.9	
no	12.3	15.1	21.3	21.2	17.3	
yes	27.4	32.4	33.2	32.6	31.3	
YES!	45.3	39.5	31.5	32.8	37.4	
N of Valid	1104	1117	1127	912	4260	
N of Miss	168	124	68	34	394	

Table 178: My neighbors notice when I am doing a good job and let me know about it.





Response	6	8	10	12	Total	
NO!	33.7	34.8	37.5	38.1	35.9	
no	26.8	36.4	37.9	39.6	35.0	
yes	23.4	17.8	17.6	16.1	18.8	
YES!	16.1	11.0	6.9	6.3	10.2	
N of Valid	1098	1110	1123	909	4240	
N of Miss	174	131	72	37	414	

Table 179: I like my neighborhood.





Response	6	8	10	12	Total	
NO!	9.6	10.7	10.5	9.1	10.0	
no	10.1	10.7	14.3	14.3	12.3	
yes	35.4	41.9	47.5	48.8	43.2	
YES!	44.9	36.6	27.7	27.8	34.5	
N of Valid	1091	1100	1120	908	4219	
N of Miss	181	141	75	38	435	

Table 180: There are lots of adults in my neighborhood I could talk to about something important.





Response	6	8	10	12	Total	
NO!	28.2	27.4	28.5	28.8	28.2	
no	24.9	28.2	35.0	34.1	30.4	
yes	24.5	25.3	24.8	24.9	24.9	
YES!	22.4	19.1	11.7	12.2	16.5	
N of Valid	1093	1102	1117	907	4219	
N of Miss	179	139	78	39	435	

Table 181: I'd like to get out of my neighborhood.





Response	6	8	10	12	Total	
NO!	50.6	42.0	30.8	28.8	38.4	
no	27.2	34.8	39.4	39.6	35.1	
yes	11.8	13.9	19.3	22.2	16.6	
YES!	10.4	9.3	10.5	9.5	9.9	
N of Valid	1091	1097	1119	910	4217	
N of Miss	181	144	76	36	437	

Table 182: There are people in my neighborhood who are proud of me when I do something well.





Response	6	8	10	12	Total	
NO!	22.7	24.5	25.1	25.4	24.4	
no	22.3	27.8	33.4	33.3	29.1	
yes	32.6	30.7	31.3	31.5	31.5	
YES!	22.3	17.1	10.2	9.8	15.0	
N of Valid	1088	1096	1116	910	4210	
N of Miss	184	145	79	36	444	

Table 183: There are people in my neighborhood who encourage me to do my best.





Response	6	8	10	12	Total	
NO!	21.5	23.9	25.1	26.5	24.1	
no	21.7	25.9	31.8	32.6	27.8	
yes	30.4	30.0	30.5	29.4	30.1	
YES!	26.5	20.1	12.6	11.5	17.9	
N of Valid	1090	1099	1117	911	4217	
N of Miss	182	142	78	35	437	

Table 184: I feel safe in my neighborhood.





Response	6	8	10	12	Total	
NO!	9.7	9.5	7.9	5.8	8.3	
no	13.1	12.4	12.2	8.0	11.6	
yes	33.3	40.7	44.6	48.6	41.5	
YES!	43.9	37.4	35.3	37.5	38.6	
N of Valid	1090	1098	1118	909	4215	
N of Miss	182	143	77	37	439	

Table 185: Which of the following activities for people your age are available in your community? sports teams?



Response	6	8	10	12	Total	
No	18.5	13.2	11.6	10.3	13.5	
Yes	81.5	86.8	88.4	89.7	86.5	
N of Valid	1088	1100	1117	909	4214	
N of Miss	184	141	78	37	440	

Table 186: Which of the following activities for people your age are available in your community? scouting?



Response	6	8	10	12	Total	
No	45.4	41.7	38.0	31.2	39.4	
Yes	54.6	58.3	62.0	68.8	60.6	
N of Valid	1063	1082	1098	905	4148	
N of Miss	209	159	97	41	506	

Table 187: Which of the following activities for people your age are available in your community? boys and girls clubs?



Response	6	8	10	12	Total	
No	21.5	21.3	18.5	17.1	19.7	
Yes	78.5	78.7	81.5	82.9	80.3	
N of Valid	1078	1085	1109	906	4178	
N of Miss	194	156	86	40	476	

Table 188: Which of the following activities for people your age are available in your community? 4-H clubs?



Response	6	8	10	12	Total	
No	66.2	56.5	53.3	48.4	56.3	
Yes	33.8	43.5	46.7	51.6	43.7	
N of Valid	1035	1060	1072	889	4056	
N of Miss	237	181	123	57	598	

Table 189: Which of the following activities for people your age are available in your community? service clubs?



Response	6	8	10	12	Total	
No	57.0	47.5	37.7	29.7	43.4	
Yes	43.0	52.5	62.3	70.3	56.6	
N of Valid	1038	1066	1084	899	4087	
N of Miss	234	175	111	47	567	

Table 190: If a kid smoked marijuana in your neighborhood would he or she be caught by the police?





Response	6	8	10	12	Total	
NO!	10.6	14.2	20.1	21.2	16.4	
no	17.8	34.5	45.5	52.9	37.2	
yes	31.8	28.4	24.1	18.3	25.9	
YES!	39.8	22.8	10.3	7.6	20.5	
N of Valid	1057	1090	1104	906	4157	
N of Miss	215	151	91	40	497	

Table 191: If a kid drank some beer, wine or hard liquor (for example, vodka, whiskey, or gin) in your neighborhood would he or she be caught by the police?





Response	6	8	10	12	Total	
NO!	12.4	18.6	24.4	25.8	20.1	
no	24.2	40.4	53.0	55.2	42.9	
yes	28.9	24.9	16.1	13.8	21.1	
YES!	34.5	16.1	6.5	5.2	15.9	
N of Valid	1057	1090	1104	907	4158	
N of Miss	215	151	91	39	496	

Table 192: If a kid carried a handgun in your neighborhood would he or she be caught by the police?





Response	6	8	10	12	Total	
NO!	9.5	13.0	17.8	16.4	14.1	
no	13.9	26.3	34.3	37.0	27.6	
yes	26.1	31.0	26.7	28.8	28.1	
YES!	50.5	29.8	21.2	17.8	30.2	
N of Valid	1061	1088	1101	906	4156	
N of Miss	211	153	94	40	498	

Table 193: If you wanted to get some cigarettes, how easy would it be for you to get some?





Response	6	8	10	12	Total	
Very hard	71.3	48.4	26.2	12.4	40.3	
Sort of hard	11.3	14.5	14.8	7.9	12.3	
Sort of easy	8.7	18.8	22.9	17.5	17.1	
Very easy	8.8	18.2	36.2	62.1	30.3	
N of Valid	1028	1074	1098	906	4106	
N of Miss	244	167	97	40	548	

Table 194: If you wanted to get some beer, wine or hard liquor (for example, vodka, whiskey, or gin), how easy would it be for you to get some?





Response	6	8	10	12	Total	
Very hard	68.2	45.7	20.4	10.3	36.8	
Sort of hard	13.9	16.9	15.0	13.9	15.0	
Sort of easy	8.8	18.9	25.1	30.5	20.6	
Very easy	9.1	18.4	39.5	45.3	27.7	
N of Valid	1030	1069	1096	905	4100	
N of Miss	242	172	99	41	554	

Table 195: If you wanted to get a drug like cocaine, LSD, or amphetamines, how easy would it be for you to get some?





Response	6	8	10	12	Total	
Very hard	92.4	79.7	56.6	41.7	68.3	
Sort of hard	4.3	8.6	17.8	26.1	13.9	
Sort of easy	1.7	6.1	13.9	18.8	9.9	
Very easy	1.7	5.6	11.7	13.4	8.0	
N of Valid	1022	1067	1095	904	4088	
N of Miss	250	174	100	42	566	

Table 196: If you wanted to get a handgun, how easy would it be for you to get one?





Response	6	8	10	12	Total	
Very hard	78.9	66.5	57.0	46.5	62.6	
Sort of hard	9.3	12.6	19.4	22.2	15.7	
Sort of easy	5.7	10.7	10.8	14.2	10.2	
Very easy	6.2	10.2	12.9	17.1	11.4	
N of Valid	1024	1066	1095	904	4089	
N of Miss	248	175	100	42	565	

Table 197: If you wanted to get some marijuana, how easy would it be for you to get some?





Response	6	8	10	12	Total	
Very hard	87.4	69.5	37.6	21.2	54.8	
Sort of hard	6.4	8.3	10.4	12.0	9.2	
Sort of easy	2.5	7.8	14.6	18.8	10.7	
Very easy	3.6	14.5	37.3	48.1	25.3	
N of Valid	1025	1065	1093	903	4086	
N of Miss	247	176	102	43	568	

Table 198: During the past 12 months, have you participated in any alcohol prevention programs or seen any alcohol prevention messages in your school or community?
Yes, a school-based program focused on preventing underage drinking and/or drinking and driving.



Response	6	8	10	12	Total	
No	60.1	71.6	76.9	78.8	71.3	
Yes	39.9	28.4	23.1	21.2	28.7	
N of Valid	1272	1241	1195	946	4654	
N of Miss	0	0	0	0	0	

Table 199: During the past 12 months, have you participated in any alcohol prevention programs or seen any alcohol prevention messages in your school or community? Yes, a community-based program focused on preventing underage drinking and/or drinking and driving (for example, through your church or temple or through youth groups like Boys and Girls Club or 4-H).

Response	6	8	10	12	Total	
No	86.5	91.2	94.0	91.9	90.8	
Yes	13.5	8.8	6.0	8.1	9.2	
N of Valid	1272	1241	1195	946	4654	
N of Miss	0	0	0	0	0	

Table 200: During the past 12 months, have you participated in any alcohol prevention programs or seen any alcohol prevention messages in your school or community? Yes, a media campaign addressing underage drinking and/or drinking and driving (for example, newspaper ads, posters, pamphlets, radio, TV).

Response	6	8	10	12	Total	
No	86.8	87.2	86.6	83.3	86.1	
Yes	13.2	12.8	13.4	16.7	13.9	
N of Valid	1272	1241	1195	946	4654	
N of Miss	0	0	0	0	0	

Table 201: During the past 12 months, have you participated in any alcohol prevention programs or seen any alcohol prevention messages in your school or community? No

Response	6	8	10	12	Total	
No	64.9	53.2	42.8	39.9	51.0	
Yes	35.1	46.8	57.2	60.1	49.0	
N of Valid	1272	1241	1195	946	4654	
N of Miss	0	0	0	0	0	

Table 202: How wrong do your parents feel it would be for YOU to: drink beer, wine or hard liquor (for example, vodka, whiskey or gin) regularly?





Response	6	8	10	12	Total	
Very wrong	90.6	79.6	66.0	56.6	73.7	
Wrong	5.7	11.3	18.9	22.1	14.3	
A little bit wrong	3.0	7.0	13.2	15.6	9.5	
Not wrong at all	0.7	2.1	1.9	5.8	2.5	
N of Valid	1044	1059	1087	900	4090	
N of Miss	228	182	108	46	564	

Table 203: How wrong do your parents feel it would be for YOU to: smoke cigarettes?





Response	6	8	10	12	Total	
Very wrong	93.1	88.6	80.2	66.4	82.6	
Wrong	4.6	7.4	11.7	19.2	10.4	
A little bit wrong	1.5	2.5	6.0	8.4	4.5	
Not wrong at all	0.8	1.5	2.2	6.0	2.5	
N of Valid	1043	1055	1089	901	4088	
N of Miss	229	186	106	45	566	

Table 204: How wrong do your parents feel it would be for YOU to: smoke marijuana?





Response	6	8	10	12	Total	
Very wrong	98.8	93.5	86.1	83.2	90.6	
Wrong	0.8	3.4	8.0	8.8	5.2	
A little bit wrong	0.1	1.7	3.8	4.7	2.5	
Not wrong at all	0.3	1.3	2.0	3.3	1.7	
N of Valid	1035	1048	1082	900	4065	
N of Miss	237	193	113	46	589	

Table 205: How wrong do your parents feel it would be for YOU to: steal something worth more than \$5?





Response	6	8	10	12	Total	
Very wrong	88.8	85.3	85.7	84.3	86.1	
Wrong	7.7	10.4	10.5	12.0	10.1	
A little bit wrong	2.8	3.1	2.6	2.2	2.7	
Not wrong at all	0.7	1.2	1.2	1.4	1.1	
N of Valid	1036	1053	1084	899	4072	
N of Miss	236	188	111	47	582	

Table 206: How wrong do your parents feel it would be for YOU to: draw graffiti, write things, or draw pictures on buildings or other property (without the owner's permission)?





Response	6	8	10	12	Total	
Very wrong	91.3	84.8	83.1	83.6	85.7	
Wrong	5.3	9.6	12.6	11.2	9.6	
A little bit wrong	2.9	3.3	2.9	3.3	3.1	
Not wrong at all	0.6	2.3	1.4	1.9	1.5	
N of Valid	1040	1056	1087	901	4084	
N of Miss	232	185	108	45	570	

Table 207: How wrong do your parents feel it would be for YOU to: pick a fight with someone?





Response	6	8	10	12	Total	
Very wrong	69.4	62.1	55.3	58.7	61.4	
Wrong	18.2	21.7	28.2	25.8	23.5	
A little bit wrong	9.7	11.9	13.4	11.8	11.7	
Not wrong at all	2.7	4.3	3.0	3.7	3.4	
N of Valid	1039	1058	1088	899	4084	
N of Miss	233	183	107	47	570	

Table 208: During the past 12 months, have you talked with at least one of your parents about the dangers of underage drinking and/or drinking and driving? By parents, we mean either your biological parents, adoptive parents, stepparents, or adult guardians - whether or not they live with you.



Response	6	8	10	12	Total	
No	46.6	55.1	56.3	57.0	53.7	
Yes	53.4	44.9	43.7	43.0	46.3	
N of Valid	1009	1023	1072	891	3995	
N of Miss	263	218	123	55	659	

Table 209: Have any of your brothers or sisters ever: drunk beer, wine or hard liquor (for example, vodka, whiskey or gin)?




Response	6	8	10	12	Total	
No	74.8	60.3	43.9	34.4	53.9	
Yes	21.0	35.8	51.5	60.2	41.6	
I don't have any brothers or sisters	4.3	3.9	4.6	5.3	4.5	
N of Valid	1035	1046	1084	900	4065	
N of Miss	237	195	111	46	589	

Table 210: Have any of your brothers or sisters ever: smoked marijuana?




Response	6	8	10	12	Total	
No	90.5	82.2	68.2	60.3	75.7	
Yes	5.3	14.0	27.3	34.6	19.9	
I don't have any brothers or sisters	4.2	3.8	4.5	5.1	4.4	
N of Valid	1034	1043	1081	899	4057	
N of Miss	238	198	114	47	597	

Table 211: Have any of your brothers or sisters ever: smoked cigarettes?




Response	6	8	10	12	Total	
No	79.9	71.1	61.4	53.3	66.8	
Yes	15.9	24.9	33.9	41.2	28.6	
I don't have any brothers or sisters	4.2	4.0	4.7	5.5	4.6	
N of Valid	1030	1042	1082	898	4052	
N of Miss	242	199	113	48	602	

Table 212: Have any of your brothers or sisters ever: taken a handgun to school?




Response	6	8	10	12	Total	
No	94.4	94.7	94.7	93.8	94.4	
Yes	1.5	1.4	1.0	1.1	1.3	
I don't have any brothers or sisters	4.2	3.8	4.3	5.1	4.3	
N of Valid	1031	1043	1085	900	4059	
N of Miss	241	198	110	46	595	

Table 213: Have any of your brothers or sisters ever: been suspended or expelled from school?




Response	6	8	10	12	Total	
No	75.8	74.6	70.7	73.4	73.6	
Yes	20.0	21.3	24.7	21.4	21.9	
I don't have any brothers or sisters	4.2	4.0	4.5	5.2	4.5	
N of Valid	1029	1041	1083	899	4052	
N of Miss	243	200	112	47	602	

Table 214: The rules in my family are clear.


Response	6	8	10	12	Total	
NO!	3.4	4.1	2.9	2.4	3.2	
no	9.2	9.8	11.0	7.6	9.5	
yes	29.0	36.8	42.8	46.1	38.5	
YES!	58.4	49.4	43.2	43.9	48.8	
N of Valid	1013	1034	1088	898	4033	
N of Miss	259	207	107	48	621	

Table 215: People in my family often insult or yell at each other.

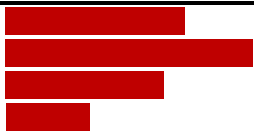
Response	6	8	10	12	Total	
NO!	35.3	28.5	20.8	23.6	27.0	
no	31.9	34.5	43.5	43.4	38.2	
yes	22.4	26.1	23.5	21.9	23.5	
YES!	10.5	10.9	12.2	11.1	11.2	
N of Valid	1001	1030	1084	897	4012	
N of Miss	271	211	111	49	642	

Table 216: When I am not at home, one of my parents knows where I am and who I am with.


Response	6	8	10	12	Total	
NO!	3.2	4.5	3.6	3.8	3.8	
no	2.9	8.2	7.7	11.5	7.5	
yes	24.0	33.9	43.4	44.6	36.4	
YES!	70.0	53.5	45.3	40.1	52.4	
N of Valid	1002	1027	1083	897	4009	
N of Miss	270	214	112	49	645	

Table 217: We argue about the same things in my family over and over.

Response	6	8	10	12	Total	
NO!	38.1	23.9	13.7	15.6	22.8	
no	30.3	34.7	38.4	37.6	35.3	
yes	17.9	26.1	32.2	30.4	26.7	
YES!	13.7	15.3	15.7	16.4	15.2	
N of Valid	1003	1026	1081	898	4008	
N of Miss	269	215	114	48	646	

Table 218: If you drank some beer or wine or liquor (for example, vodka, whiskey, or gin) without your parents' permission, would you be caught by your parents?

Response	6	8	10	12	Total	
NO!	7.8	14.7	16.9	21.4	15.0	
no	6.9	20.1	39.9	46.0	27.9	
yes	17.9	24.4	21.2	20.2	20.9	
YES!	67.4	40.8	22.0	12.4	36.1	
N of Valid	1008	1015	1066	892	3981	
N of Miss	264	226	129	54	673	

Table 219: My family has clear rules about alcohol and drug use.

Response	6	8	10	12	Total	
NO!	4.1	4.9	3.6	3.9	4.1	
no	5.4	9.4	13.2	12.7	10.2	
yes	17.5	25.1	33.5	39.2	28.6	
YES!	73.0	60.5	49.8	44.1	57.1	
N of Valid	999	1011	1069	888	3967	
N of Miss	273	230	126	58	687	

Table 220: If you carried a handgun without your parents' permission, would you be caught by your parents?


Response	6	8	10	12	Total	
NO!	4.3	7.9	10.1	10.5	8.2	
no	4.4	9.7	15.5	22.4	12.8	
yes	14.2	21.5	25.2	25.6	21.5	
YES!	77.1	60.8	49.2	41.6	57.5	
N of Valid	1002	1008	1065	888	3963	
N of Miss	270	233	130	58	691	

Table 221: If you skipped school would you be caught by your parents?


Response	6	8	10	12	Total	
NO!	5.3	8.5	7.3	7.9	7.3	
no	4.8	13.1	14.1	18.7	12.5	
yes	16.4	22.5	30.8	33.6	25.7	
YES!	73.5	55.8	47.7	39.9	54.5	
N of Valid	1001	1007	1062	888	3958	
N of Miss	271	234	133	58	696	

Table 222: Do you feel very close to your mother?


Response	6	8	10	12	Total	
NO!	6.3	9.5	9.1	7.9	8.2	
no	4.4	12.8	12.9	12.9	10.7	
yes	18.3	23.2	31.4	34.6	26.7	
YES!	71.0	54.5	46.6	44.6	54.3	
N of Valid	1000	1006	1062	885	3953	
N of Miss	272	235	133	61	701	

Table 223: Do you share your thoughts and feelings with your mother?

Response	6	8	10	12	Total	
NO!	12.6	15.2	14.2	12.3	13.6	
no	15.3	22.6	24.0	23.2	21.3	
yes	22.6	25.3	32.0	34.9	28.6	
YES!	49.5	36.9	29.8	29.6	36.6	
N of Valid	1005	1002	1057	883	3947	
N of Miss	267	239	138	63	707	

Table 224: My parents ask me what I think before most family decisions affecting me are made.

Response	6	8	10	12	Total	
NO!	13.1	14.0	13.7	12.6	13.4	
no	14.4	22.0	25.8	24.4	21.7	
yes	31.4	31.3	38.7	41.2	35.6	
YES!	41.0	32.6	21.8	21.8	29.4	
N of Valid	983	999	1056	886	3924	
N of Miss	289	242	139	60	730	

Table 225: Do you share your thoughts and feelings with your father?

Response	6	8	10	12	Total	
NO!	22.1	24.9	24.7	24.2	24.0	
no	19.4	25.2	29.4	29.8	25.9	
yes	25.5	23.2	27.9	27.7	26.0	
YES!	33.0	26.6	18.0	18.2	24.0	
N of Valid	990	987	1051	888	3916	
N of Miss	282	254	144	58	738	

Table 226: Do you enjoy spending time with your mother?

Response	6	8	10	12	Total	
NO!	4.9	7.8	7.2	6.5	6.6	
no	4.0	10.0	9.6	10.5	8.5	
yes	22.4	34.2	43.0	43.3	35.6	
YES!	68.7	48.0	40.2	39.7	49.3	
N of Valid	997	991	1056	882	3926	
N of Miss	275	250	139	64	728	

Table 227: Do you enjoy spending time with your father?

Response	6	8	10	12	Total	
NO!	10.0	14.5	14.7	14.1	13.3	
no	5.0	11.8	11.3	12.4	10.1	
yes	23.0	30.6	41.0	41.0	33.8	
YES!	62.0	43.1	33.0	32.5	42.8	
N of Valid	986	977	1047	880	3890	
N of Miss	286	264	148	66	764	

Table 228: If I had a personal problem, I could ask my mom or dad for help.

Response	6	8	10	12	Total	
NO!	6.8	11.1	10.9	7.9	9.2	
no	6.8	12.0	15.0	13.8	11.9	
yes	23.2	29.8	36.5	39.7	32.2	
YES!	63.3	47.1	37.5	38.7	46.7	
N of Valid	991	985	1051	890	3917	
N of Miss	281	256	144	56	737	

Table 229: Do you feel very close to your father?

Response	6	8	10	12	Total	
NO!	12.0	17.5	19.5	19.3	17.1	
no	9.5	16.7	19.5	20.9	16.6	
yes	22.2	24.7	29.8	32.2	27.1	
YES!	56.2	41.0	31.1	27.7	39.2	
N of Valid	985	975	1044	882	3886	
N of Miss	287	266	151	64	768	

Table 230: My parents give me lots of chances to do fun things with them.

Response	6	8	10	12	Total	
NO!	6.7	10.0	9.0	10.3	9.0	
no	11.7	17.8	24.9	27.4	20.4	
yes	27.1	32.5	38.0	36.8	33.6	
YES!	54.6	39.7	28.1	25.5	37.1	
N of Valid	987	976	1051	886	3900	
N of Miss	285	265	144	60	754	

Table 231: My parents ask if I've gotten my homework done.

Response	6	8	10	12	Total	
NO!	4.5	7.4	6.6	11.2	7.3	
no	2.9	9.6	13.1	21.4	11.5	
yes	17.6	28.9	35.6	35.8	29.4	
YES!	74.9	54.1	44.8	31.6	51.8	
N of Valid	993	978	1049	885	3905	
N of Miss	279	263	146	61	749	

Table 232: People in my family have serious arguments.

Response	6	8	10	12	Total	
NO!	37.4	30.9	22.6	23.4	28.6	
no	32.8	37.8	43.7	42.5	39.2	
yes	15.6	17.1	21.0	23.6	19.3	
YES!	14.1	14.2	12.7	10.6	12.9	
N of Valid	978	975	1043	881	3877	
N of Miss	294	266	152	65	777	

Table 233: Would your parents know if you did not come home on time?

Response	6	8	10	12	Total	
NO!	3.9	6.0	4.8	5.4	5.0	
no	6.7	10.6	12.3	12.9	10.6	
yes	22.7	30.1	36.2	41.9	32.6	
YES!	66.7	53.3	46.7	39.8	51.8	
N of Valid	979	969	1043	884	3875	
N of Miss	293	272	152	62	779	

Table 234: It is important to be honest with your parents, even if they become upset or you get punished.

Response	6	8	10	12	Total	
NO!	3.0	6.5	5.7	4.7	5.0	
no	3.8	8.8	13.6	14.0	10.0	
yes	19.6	30.7	42.5	45.5	34.4	
YES!	73.6	54.1	38.3	35.7	50.6	
N of Valid	985	971	1043	885	3884	
N of Miss	287	270	152	61	770	

Table 235: My parents notice when I am doing a good job and let me know about it.


Response	6	8	10	12	Total	
Never or Almost Never	7.2	10.5	9.1	8.6	8.8	
Sometimes	23.2	25.4	32.6	31.3	28.1	
Often	27.7	29.2	29.6	28.4	28.8	
All the time	42.0	34.9	28.7	31.7	34.3	
N of Valid	989	969	1036	886	3880	
N of Miss	283	272	159	60	774	

Table 236: How often do your parents tell you they're proud of you for something you've done?


Response	6	8	10	12	Total	
Never or Almost Never	6.9	10.5	9.9	10.4	9.4	
Sometimes	19.5	24.1	30.3	28.4	25.6	
Often	29.9	30.6	32.8	30.0	30.9	
All the time	43.7	34.9	27.1	31.2	34.2	
N of Valid	980	964	1035	884	3863	
N of Miss	292	277	160	62	791	

Table 237: How many brothers and sisters, including stepbrothers and stepsisters, do you have that are younger than you?

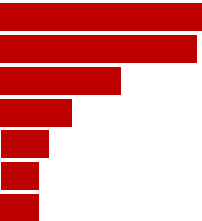
Response	6	8	10	12	Total	
0	30.3	27.8	32.4	33.6	31.0	
1	29.9	30.8	28.9	30.0	29.9	
2	18.8	17.6	17.3	15.5	17.3	
3	8.9	9.4	8.9	9.3	9.1	
4	5.4	5.3	5.7	4.3	5.2	
5	4.0	3.9	2.9	3.9	3.6	
6 or more	2.9	5.2	3.9	3.4	3.8	
N of Valid	981	960	1034	883	3858	
N of Miss	291	281	161	63	796	

Table 238: How many brothers and sisters, including stepbrothers and stepsisters, do you have that are older than you?








Response	6	8	10	12	Total	
0	31.2	32.2	34.1	33.4	32.7	
1	24.3	27.1	26.8	28.5	26.6	
2	18.8	18.4	16.5	16.3	17.5	
3	9.2	8.4	9.9	11.9	9.8	
4	6.6	6.7	5.3	4.2	5.7	
5	4.0	3.3	2.9	3.1	3.3	
6 or more	5.9	4.0	4.4	2.6	4.3	
N of Valid	982	957	1037	880	3856	
N of Miss	290	284	158	66	798	

Table 239: Have you changed homes in the past year (the last 12 months)?



Response	6	8	10	12	Total	
No	70.3	72.8	76.8	79.6	74.8	
Yes	29.7	27.2	23.2	20.4	25.2	
N of Valid	977	946	1037	877	3837	
N of Miss	295	295	158	69	817	

Table 240: How many times have you changed homes since kindergarten?






Response	6	8	10	12	Total	
Never	31.1	28.5	25.8	23.8	27.3	
1 or 2 times	32.2	34.8	31.0	33.3	32.8	
3 or 4 times	17.3	18.1	21.2	18.0	18.7	
5 or 6 times	8.9	9.1	9.9	11.3	9.7	
7 or more times	10.5	9.6	12.1	13.7	11.5	
N of Valid	969	938	1030	879	3816	
N of Miss	303	303	165	67	838	

Table 241: Have you changed schools (including changing from elementary to middle and middle to high school) in the past year?



Response	6	8	10	12	Total	
No	69.7	57.6	29.0	80.7	58.3	
Yes	30.3	42.4	71.0	19.3	41.7	
N of Valid	965	935	1027	876	3803	
N of Miss	307	306	168	70	851	

Table 242: How many times have you changed schools since kindergarten (including changing from elementary to middle and middle to high school)?






Response	6	8	10	12	Total	
Never	40.2	17.4	12.7	12.1	20.7	
1 or 2 times	30.0	35.9	28.2	26.8	30.3	
3 or 4 times	17.2	29.2	31.3	33.2	27.6	
5 or 6 times	7.8	10.6	17.0	14.3	12.5	
7 or more times	4.6	6.8	10.8	13.5	8.9	
N of Valid	969	941	1027	879	3816	
N of Miss	303	300	168	67	838	

Table 243: Has anyone in your family ever had severe alcohol or drug problems?



Response	6	8	10	12	Total	
No	70.9	63.8	55.9	55.0	61.4	
Yes	29.1	36.2	44.1	45.0	38.6	
N of Valid	964	930	1012	875	3781	
N of Miss	308	311	183	71	873	

Table 244: About how many adults (over 21) have you known personally who in the past year have: used marijuana, crack, cocaine, or other drugs?

Response	6	8	10	12	Total	
0	73.5	68.8	52.8	45.2	60.3	
1	15.0	14.7	16.4	15.8	15.5	
2	5.2	5.7	9.9	11.7	8.1	
3-4	4.0	4.3	9.2	12.0	7.3	
5+	2.4	6.5	11.6	15.2	8.9	
N of Valid	969	934	1022	880	3805	
N of Miss	303	307	173	66	849	

Table 245: About how many adults (over 21) have you known personally who in the past year have: sold or dealt drugs?

Response	6	8	10	12	Total	
0	86.1	78.8	66.9	61.5	73.5	
1	8.8	10.0	12.5	14.8	11.5	
2	3.3	3.4	8.1	8.2	5.8	
3-4	0.4	2.9	4.9	6.2	3.6	
5+	1.3	4.8	7.5	9.3	5.7	
N of Valid	965	931	1020	878	3794	
N of Miss	307	310	175	68	860	

Table 246: About how many adults (over 21) have you known personally who in the past year have: done other things that could get them in trouble with the police, like stealing, selling stolen goods, mugging or assaulting others, etc.?

Response	6	8	10	12	Total	
0	78.5	73.4	63.4	62.6	69.5	
1	13.2	11.7	14.1	14.1	13.3	
2	3.6	5.5	8.4	7.6	6.3	
3-4	2.7	3.1	5.4	4.6	3.9	
5+	2.0	6.3	8.7	11.0	6.9	
N of Valid	967	933	1022	878	3800	
N of Miss	305	308	173	68	854	

Table 247: About how many adults (over 21) have you known personally who in the past year have: gotten drunk or high?

Response	6	8	10	12	Total	
0	57.8	45.9	29.0	23.1	39.1	
1	20.3	20.7	17.7	17.1	19.0	
2	9.6	10.3	13.1	12.5	11.4	
3-4	4.6	7.8	13.3	13.7	9.8	
5+	7.8	15.3	26.8	33.6	20.7	
N of Valid	967	928	1021	875	3791	
N of Miss	305	313	174	71	863	

Table 248: How honest were you in filling out this survey?

Response	6	8	10	12	Total	
I was very honest	85.0	81.5	81.7	82.3	82.6	
I was honest pretty much of the time	12.2	14.7	15.8	15.1	14.4	
I was honest some of the time	1.7	2.9	1.9	2.6	2.3	
I was honest once in a while	1.0	1.0	0.6	0.0	0.7	
I was not honest at all	0.0	0.0	0.0	0.0	0.0	
N of Valid	973	934	1026	882	3815	
N of Miss	299	307	169	64	839	