

2008 APNA

Arkansas Prevention Needs Assessment Student Survey



Sharp County Frequency Distribution Report

Office of Alcohol and Drug Abuse Prevention
Division of Behavioral Health Services
Arkansas Department of Human Services
March 2009

Contents

1 INTRODUCTION

12

2 PERCENTAGE TABLES

17

List of Tables

1	Sex	18
2	Age	18
3	Are you Hispanic or Latino?	18
4	What is your race? Black or African American	19
5	What is your race? Asian	19
6	What is your race? American Indian	19
7	What is your race? Alaska Native	19
8	What is your race? White	20
9	What is your race? Native Hawaiian or Other Pacific Islander	20
10	What is your race? Other	20
11	What is the highest level of schooling completed by your mother or father?	21
12	Think of where you live most of the time. Which of the following people live there with you? Mother	21
13	Think of where you live most of the time. Which of the following people live there with you? Stepmother	21
14	Think of where you live most of the time. Which of the following people live there with you? Foster Mother	22
15	Think of where you live most of the time. Which of the following people live there with you? Grandmother	22
16	Think of where you live most of the time. Which of the following people live there with you? Aunt	22
17	Think of where you live most of the time. Which of the following people live there with you? Father	22

18	Think of where you live most of the time. Which of the following people live there with you? Stepfather	23
19	Think of where you live most of the time. Which of the following people live there with you? Foster Father	23
20	Think of where you live most of the time. Which of the following people live there with you? Grandfather	23
21	Think of where you live most of the time. Which of the following people live there with you? Uncle	23
22	Think of where you live most of the time. Which of the following people live there with you? Other Adults	24
23	Think of where you live most of the time. Which of the following people live there with you? Brother(s)	24
24	Think of where you live most of the time. Which of the following people live there with you? Stepbrother(s)	24
25	Think of where you live most of the time. Which of the following people live there with you? Sister(s)	24
26	Think of where you live most of the time. Which of the following people live there with you? Stepsister(s)	25
27	Think of where you live most of the time. Which of the following people live there with you? Other Children	25
28	In my school, students have lots of chances to help decide things like class activities and rules.	25
29	Teachers ask me to work on special classroom projects.	26
30	My teacher(s) notices when I am doing a good job and lets me know about it.	26
31	There are lots of chances for students in my school to get involved in sports, clubs, and other school activities outside of class. . . .	26
32	There are lots of chances for students in my school to talk with a teacher one-on-one.	27

33	I feel safe at my school.	27
34	The school lets my parents know when I have done something well.	27
35	My teachers praise me when I work hard in school.	28
36	Are your school grades better than the grades of most students in your class?	28
37	I have lots of chances to be part of class discussions or activities.	28
38	Now thinking back over the past year in school, how often did you: enjoy being in school?	29
39	Now thinking back over the past year in school, how often did you: hate being in school?	29
40	Now thinking back over the past year in school, how often did you: try to do your best work in school?	29
41	How often do you feel that the school work you are assigned is meaningful and important?	30
42	Putting them all together, what were your grades like last year?	30
43	How important do you think the things you are learning in school are going to be for your later life?	30
44	How interesting are most of your courses to you?	31
45	During the LAST FOUR WEEKS how many whole days of school have you missed because you skipped or 'cut'?	31
46	Think of your four best friends (the friends you feel closest to). In the past year (12 months), how many of your best friends have: participated in clubs, organizations or activities at school?	31
47	Think of your four best friends (the friends you feel closest to). In the past year (12 months), how many of your best friends have: smoked cigarettes?	32

48	Think of your four best friends (the friends you feel closest to). In the past year (12 months), how many of your best friends have: tried beer, wine or hard liquor (for example, vodka, whiskey, or gin) when their parents didn't know about it?	32
49	Think of your four best friends (the friends you feel closest to). In the past year (12 months), how many of your best friends have: made a commitment to stay drug-free?	32
50	Think of your four best friends (the friends you feel closest to). In the past year (12 months), how many of your best friends have: used marijuana?	33
51	Think of your four best friends (the friends you feel closest to). In the past year (12 months), how many of your best friends have: tried to do well in school?	33
52	Think of your four best friends (the friends you feel closest to). In the past year (12 months), how many of your best friends have: used LSD, cocaine, amphetamines, or other illegal drugs?	33
53	Think of your four best friends (the friends you feel closest to). In the past year (12 months), how many of your best friends have: been suspended from school?	34
54	Think of your four best friends (the friends you feel closest to). In the past year (12 months), how many of your best friends have: liked school?	34
55	Think of your four best friends (the friends you feel closest to). In the past year (12 months), how many of your best friends have: carried a handgun?	34
56	Think of your four best friends (the friends you feel closest to). In the past year (12 months), how many of your best friends have: sold illegal drugs?	35
57	Think of your four best friends (the friends you feel closest to). In the past year (12 months), how many of your best friends have: regularly attended religious services?	35

58	Think of your four best friends (the friends you feel closest to). In the past year (12 months), how many of your best friends have: stolen or tried to steal a motor vehicle such as a car or motorcycle?	35
59	Think of your four best friends (the friends you feel closest to). In the past year (12 months), how many of your best friends have: been arrested?	36
60	Think of your four best friends (the friends you feel closest to). In the past year (12 months), how many of your best friends have: dropped out of school?	36
61	Think of your four best friends (the friends you feel closest to). In the past year (12 months), how many of your best friends have: been members of a gang?	36
62	What are the chances you would be seen as cool if you: smoked cigarettes?	37
63	What are the chances you would be seen as cool if you: worked hard at school?	37
64	What are the chances you would be seen as cool if you: began drinking alcoholic beverages regularly, that is, at least once or twice a month?	37
65	What are the chances you would be seen as cool if you: defended someone who was being verbally abused at school?	38
66	What are the chances you would be seen as cool if you: smoked marijuana?	38
67	What are the chances you would be seen as cool if you: carried a handgun?	38
68	What are the chances you would be seen as cool if you: regularly volunteered to do community service?	39
69	How old were you when you first: smoked marijuana?	39
70	How old were you when you first: smoked a cigarette, even just a puff?	40

71	How old were you when you first: had more than a sip or two of beer, wine or hard liquor (for example, vodka, whiskey, or gin)?	40
72	How old were you when you first: began drinking alcoholic beverages regularly, that is, at least once or twice a month?	41
73	How old were you when you first: used phenoxydine (pox, px, breeze)?	41
74	How old were you when you first: got suspended from school?	42
75	How old were you when you first: got arrested?	42
76	How old were you when you first: carried a handgun?	43
77	How old were you when you first: attacked someone with the idea of seriously hurting them?	43
78	How old were you when you first: belonged to a gang?	44
79	How wrong do you think it is for someone your age to: take a handgun to school?	44
80	How wrong do you think it is for someone your age to: steal anything worth more than \$5?	44
81	How wrong do you think it is for someone your age to: pick a fight with someone?	45
82	How wrong do you think it is for someone your age to: attack someone with the idea of seriously hurting them?	45
83	How wrong do you think it is for someone your age to: stay away from school all day when their parents think they are at school?	45
84	How wrong do you think it is for someone your age to: drink beer, wine or hard liquor (for example, vodka, whiskey, or gin) regularly?	46
85	How wrong do you think it is for someone your age to: smoke cigarettes?	46

86	How wrong do you think it is for someone your age to: smoke marijuana?	46
87	How wrong do you think it is for someone your age to: use LSD, cocaine, amphetamines or another illegal drug?	47
88	At school during the past 12 months, did you receive help from the resource teacher, speech therapist or other special education teacher?	47
89	How many times have you done the following things? done what feels good no matter what.	47
90	How many times have you done the following things? done something dangerous because someone dared you to do it.	48
91	How many times have you done the following things? done crazy things even if they are a little dangerous.	48
92	How many times in the past year (12 months) have you: been suspended from school?	49
93	How many times in the past year (12 months) have you: carried a handgun?	49
94	How many times in the past year (12 months) have you: sold illegal drugs?	50
95	How many times in the past year (12 months) have you: stolen or tried to steal a motor vehicle such as a car or motorcycle?	50
96	How many times in the past year (12 months) have you: participated in clubs, organizations or activities at school?	51
97	How many times in the past year (12 months) have you: been arrested?	51
98	How many times in the past year (12 months) have you: done extra work on your own for school?	52
99	How many times in the past year (12 months) have you: attacked someone with the idea of seriously hurting them?	52

100	How many times in the past year (12 months) have you: been drunk or high at school?	53
101	How many times in the past year (12 months) have you: volunteered to do community service?	53
102	How many times in the past year (12 months) have you: taken a handgun to school?	54
103	Are you currently on probation, or assigned a probation officer with Juvenile Court?	54
104	Have you ever belonged to a gang?	54
105	If you have ever belonged to a gang, did that gang have a name?	55
106	You're looking at CD's in a music store with a friend. You look up and see her slip a CD under her coat. She smiles and says 'Which one do you want? Go ahead, take it while nobody's around.' There is nobody in sight, no employees and no other customers. What would you do now?	55
107	You are visiting another part of town, and you don't know any of the people your age there. You are walking down the street, and some teenager you don't know is walking toward you. He is about your size, and as he is about to pass you, he deliberately bumps into you and you almost lose your balance. What would you say or do?	55
108	You are at a party at someone's house, and one of your friends offers you a drink containing alcohol. What would you say or do?	56
109	It's 8:00 on a weeknight and you are about to go over to a friend's home when your mother asks you where you are going. You say 'Oh, just going to go hang out with some friends.' She says, 'No, you'll just get into trouble if you go out. Stay home tonight.' What would you do now?	56
110	How often do you attend religious services or activities?	56
111	I do the opposite of what people tell me, just to get them mad.	57
112	I like to see how much I can get away with.	57

113	I ignore rules that get in my way.	57
114	I think sometimes it's okay to cheat at school.	58
115	It is important to think before you act.	58
116	Sometimes I think that life is not worth it.	58
117	At times I think I am no good at all.	59
118	All in all, I am inclined to think that I am a failure.	59
119	In the past year, have you felt depressed or sad MOST days, even if you felt okay sometimes?	59
120	It is all right to beat up people if they start the fight.	60
121	I think it is okay to take something without asking if you can get away with it.	60
122	Sometimes we don't know what we will do as adults, but we may have an idea. Please answer how true these statements may be for you. WHEN I AM AN ADULT I WILL: smoke cigarettes.	60
123	Sometimes we don't know what we will do as adults, but we may have an idea. Please answer how true these statements may be for you. WHEN I AM AN ADULT I WILL: drink beer, wine, or liquor.	61
124	Sometimes we don't know what we will do as adults, but we may have an idea. Please answer how true these statements may be for you. WHEN I AM AN ADULT I WILL: smoke marijuana.	61
125	Sometimes we don't know what we will do as adults, but we may have an idea. Please answer how true these statements may be for you. WHEN I AM AN ADULT I WILL: use LSD, cocaine, amphetamines or another illegal drug.	61
126	How much do you think people risk harming themselves (physically or in other ways) if they: smoked one or more packs of cigarettes per day?	62

127	How much do you think people risk harming themselves (physically or in other ways) if they: try marijuana once or twice?	62
128	How much do you think people risk harming themselves (physically or in other ways) if they: smoke marijuana regularly?	62
129	How much do you think people risk harming themselves (physically or in other ways) if they: take one or two drinks of an alcoholic beverage (beer, wine, liquor) nearly every day?	63
130	How much do you think people risk harming themselves (physically or in other ways) if they: have five or more drinks once or twice each weekend?	63
131	On how many occasions have you had alcoholic beverages (beer, wine or hard liquor) to drink in your lifetime - more than just a few sips?	63
132	On how many occasions have you had beer, wine or hard liquor to drink during the past 30 days?	64
133	On how many occasions have you used marijuana (grass, pot) or hashish (hash, hash oil) in your lifetime?	64
134	On how many occasions have you used marijuana (grass, pot) or hashish (hash, hash oil) during the past 30 days?	65
135	On how many occasions have you used LSD or other psychedelics in your lifetime?	65
136	On how many occasions have you used LSD or other psychedelics during the past 30 days?	66
137	On how many occasions have you used cocaine or crack in your lifetime?	66
138	On how many occasions have you used cocaine or crack during the past 30 days?	67
139	On how many occasions have you sniffed glue, breathed the contents of an aerosol spray can, or inhaled other gases or sprays, in order to get high in your lifetime?	67

140	On how many occasions have you sniffed glue, breathed the contents of an aerosol spray can, or inhaled other gases or sprays, in order to get high during the past 30 days?	68
141	On how many occasions have you used phenoxydine (pox, px, breeze) in your lifetime?	68
142	On how many occasions have you used phenoxydine (pox, px, breeze) during the past 30 days?	69
143	On how many occasions have you used sedatives (tranquilizers, such as Valium or Xanax, barbiturates, or sleeping pills) without a doctor telling you to take them, in your lifetime?	69
144	On how many occasions have you used sedatives (tranquilizers, such as Valium or Xanax, barbiturates, or sleeping pills) without a doctor telling you to take them, during the past 30 days?	70
145	On how many occasions have you used Methamphetamines (meth, speed, crank, crystal meth) in your lifetime?	70
146	On how many occasions have you used Methamphetamines (meth, speed, crank, crystal meth) in the past 30 days?	71
147	On how many occasions have you used stimulants, other than Methamphetamines (such as amphetamines, Ritalin or Dexedrine) without a doctor telling you to take them, in your lifetime?	71
148	On how many occasions have you used stimulants, other than Methamphetamines (such as amphetamines, Ritalin or Dexedrine) without a doctor telling you to take them, during the past 30 days?	72
149	On how many occasions have you used heroin or other opiates in your lifetime?	72
150	On how many occasions have you used heroin or other opiates during the past 30 days?	73
151	On how many occasions have you used MDMA ('X', 'E', or ecstasy) in your lifetime?	73

152	On how many occasions have you used MDMA ('X', 'E', or ecstasy) during the past 30 days?	74
153	On how many occasions have you taken prescription drugs (such as Valium, Xanax, Ritalin, Adderall, OxyContin, Darvocet, or sleeping pills) on your own-that is, without a doctor telling you to take them in your lifetime?	74
154	On how many occasions have you taken prescription drugs (such as Valium, Xanax, Ritalin, Adderall, OxyContin, Darvocet, or sleeping pills) on your own-that is, without a doctor telling you to take them during the past 30 days?	75
155	On how many occasions have you taken non-prescription medicines such as diet pills (for example, Dietac, Dexatrim or Prolamine), stay-awake pills (for example No-Doz, Vivarin, or Wake), or cough or cold medicines (robos, DXM, etc.) to get high in your lifetime?	75
156	On how many occasions have you taken non-prescription medicines such as diet pills (for example, Dietac, Dexatrim or Prolamine), stay-awake pills (for example No-Doz, Vivarin, or Wake), or cough or cold medicines (robos, DXM, etc.) to get high during the past 30 days?	76
157	On how many occasions have you been drunk or very high from drinking alcoholic beverages during the past 30 days?	76
158	Think back over the last two weeks. How many times have you had five or more alcoholic drinks in a row?	77
159	Have you ever used smokeless tobacco (chew, snuff, plug, dipping tobacco, or chewing tobacco)?	77
160	How often have you taken smokeless tobacco during the past 30 days?	77
161	Have you ever smoked cigarettes?	78
162	How frequently have you smoked cigarettes during the past 30 days?	78

163	During the last month, about how many marijuana cigarettes, or the equivalent, did you smoke a day, on the average?	79
164	If you drank alcohol (not just a sip or taste) in the past year, how did you usually get it?	79
165	If you drank alcohol (not just a sip or taste) in the past year, where did you usually drink it?	80
166	If you smoked cigarettes (not just a puff or drag) in the past year, how did you usually get them?	81
167	If you smoked cigarettes (not just a puff or drag) in the past year, where did you usually smoke them?	82
168	During the past 30 days, how many times did you ride in a car or other vehicle driven by someone who had been drinking alcohol?	82
169	During the past 30 days, how many times did you drive a car or other vehicle when you had been drinking alcohol?	83
170	How wrong would most adults (over 21) in your neighborhood think it is for kids your age: to use marijuana?	83
171	How wrong would most adults (over 21) in your neighborhood think it is for kids your age: to drink alcohol?	83
172	How wrong would most adults (over 21) in your neighborhood think it is for kids your age: to smoke cigarettes?	84
173	How much do each of the following statements describe your neighborhood? crime and/or drug selling	84
174	How much do each of the following statements describe your neighborhood? fights	84
175	How much do each of the following statements describe your neighborhood? lots of empty or abandoned buildings	85
176	How much do each of the following statements describe your neighborhood? lots of graffiti	85
177	If I had to move, I would miss the neighborhood I now live in.	85

178	My neighbors notice when I am doing a good job and let me know about it.	86
179	I like my neighborhood.	86
180	There are lots of adults in my neighborhood I could talk to about something important.	86
181	I'd like to get out of my neighborhood.	87
182	There are people in my neighborhood who are proud of me when I do something well.	87
183	There are people in my neighborhood who encourage me to do my best.	87
184	I feel safe in my neighborhood.	88
185	Which of the following activities for people your age are available in your community? sports teams?	88
186	Which of the following activities for people your age are available in your community? scouting?	88
187	Which of the following activities for people your age are available in your community? boys and girls clubs?	89
188	Which of the following activities for people your age are available in your community? 4-H clubs?	89
189	Which of the following activities for people your age are available in your community? service clubs?	89
190	If a kid smoked marijuana in your neighborhood would he or she be caught by the police?	90
191	If a kid drank some beer, wine or hard liquor (for example, vodka, whiskey, or gin) in your neighborhood would he or she be caught by the police?	90
192	If a kid carried a handgun in your neighborhood would he or she be caught by the police?	90

193	If you wanted to get some cigarettes, how easy would it be for you to get some?	91
194	If you wanted to get some beer, wine or hard liquor (for example, vodka, whiskey, or gin), how easy would it be for you to get some?	91
195	If you wanted to get a drug like cocaine, LSD, or amphetamines, how easy would it be for you to get some?	91
196	If you wanted to get a handgun, how easy would it be for you to get one?	92
197	If you wanted to get some marijuana, how easy would it be for you to get some?	92
198	During the past 12 months, have you participated in any alcohol prevention programs or seen any alcohol prevention messages in your school or community? Yes, a school-based program focused on preventing underage drinking and/or drinking and driving.	92
199	During the past 12 months, have you participated in any alcohol prevention programs or seen any alcohol prevention messages in your school or community? Yes, a community-based program focused on preventing underage drinking and/or drinking and driving (for example, through your church or temple or through youth groups like Boys and Girls Club or 4-H).	93
200	During the past 12 months, have you participated in any alcohol prevention programs or seen any alcohol prevention messages in your school or community? Yes, a media campaign addressing underage drinking and/or drinking and driving (for example, newspaper ads, posters, pamphlets, radio, TV).	93
201	During the past 12 months, have you participated in any alcohol prevention programs or seen any alcohol prevention messages in your school or community? No	93
202	How wrong do your parents feel it would be for YOU to: drink beer, wine or hard liquor (for example, vodka, whiskey or gin) regularly?	94
203	How wrong do your parents feel it would be for YOU to: smoke cigarettes?	94

204	How wrong do your parents feel it would be for YOU to: smoke marijuana?	94
205	How wrong do your parents feel it would be for YOU to: steal something worth more than \$5?	95
206	How wrong do your parents feel it would be for YOU to: draw graffiti, write things, or draw pictures on buildings or other property (without the owner's permission)?	95
207	How wrong do your parents feel it would be for YOU to: pick a fight with someone?	95
208	During the past 12 months, have you talked with at least one of your parents about the dangers of underage drinking and/or drinking and driving? By parents, we mean either your biological parents, adoptive parents, stepparents, or adult guardians - whether or not they live with you.	96
209	Have any of your brothers or sisters ever: drunk beer, wine or hard liquor (for example, vodka, whiskey or gin)?	96
210	Have any of your brothers or sisters ever: smoked marijuana?	96
211	Have any of your brothers or sisters ever: smoked cigarettes?	97
212	Have any of your brothers or sisters ever: taken a handgun to school?	97
213	Have any of your brothers or sisters ever: been suspended or expelled from school?	97
214	The rules in my family are clear.	98
215	People in my family often insult or yell at each other.	98
216	When I am not at home, one of my parents knows where I am and who I am with.	98
217	We argue about the same things in my family over and over.	99

218	If you drank some beer or wine or liquor (for example, vodka, whiskey, or gin) without your parents' permission, would you be caught by your parents?	99
219	My family has clear rules about alcohol and drug use.	99
220	If you carried a handgun without your parents' permission, would you be caught by your parents?	100
221	If you skipped school would you be caught by your parents?	100
222	Do you feel very close to your mother?	100
223	Do you share your thoughts and feelings with your mother?	101
224	My parents ask me what I think before most family decisions affecting me are made.	101
225	Do you share your thoughts and feelings with your father?	101
226	Do you enjoy spending time with your mother?	102
227	Do you enjoy spending time with your father?	102
228	If I had a personal problem, I could ask my mom or dad for help.	102
229	Do you feel very close to your father?	103
230	My parents give me lots of chances to do fun things with them.	103
231	My parents ask if I've gotten my homework done.	103
232	People in my family have serious arguments.	104
233	Would your parents know if you did not come home on time?	104
234	It is important to be honest with your parents, even if they become upset or you get punished.	104
235	My parents notice when I am doing a good job and let me know about it.	105

236	How often do your parents tell you they're proud of you for something you've done?	105
237	How many brothers and sisters, including stepbrothers and step-sisters, do you have that are younger than you?	105
238	How many brothers and sisters, including stepbrothers and step-sisters, do you have that are older than you?	106
239	Have you changed homes in the past year (the last 12 months)?	106
240	How many times have you changed homes since kindergarten? .	106
241	Have you changed schools (including changing from elementary to middle and middle to high school) in the past year?	107
242	How many times have you changed schools since kindergarten (including changing from elementary to middle and middle to high school)?	107
243	Has anyone in your family ever had severe alcohol or drug problems?	107
244	About how many adults (over 21) have you known personally who in the past year have: used marijuana, crack, cocaine, or other drugs?	108
245	About how many adults (over 21) have you known personally who in the past year have: sold or dealt drugs?	108
246	About how many adults (over 21) have you known personally who in the past year have: done other things that could get them in trouble with the police, like stealing, selling stolen goods, mugging or assaulting others, etc.?	108
247	About how many adults (over 21) have you known personally who in the past year have: gotten drunk or high?	109
248	How honest were you in filling out this survey?	109

List of Figures

1	Grade Chart	13
2	Gender Chart	14
3	Age Chart	15
4	Ethnic Origin Chart	16

1 INTRODUCTION

This report was generated from data collected on the *2008 Arkansas Prevention Needs Assessment Student Survey*. This report contains basic frequency tables of all data collected and graphs on the selected demographic variables of grade, gender, age and ethnic origin. The graph on ethnic origin is represented as a bar chart rather than as a pie chart. This is because students were allowed to mark more than one response for ethnic origin as opposed to being allowed to mark only one response. The bars represent the percent of students who marked each of the ethnic categories.

Questions regarding the information found in this report can be directed to:

Pride Surveys

160 Vanderbilt Court
Bowling Green, KY 42103
1-800-279-6361
www.pridesurveys.com

Grade Chart

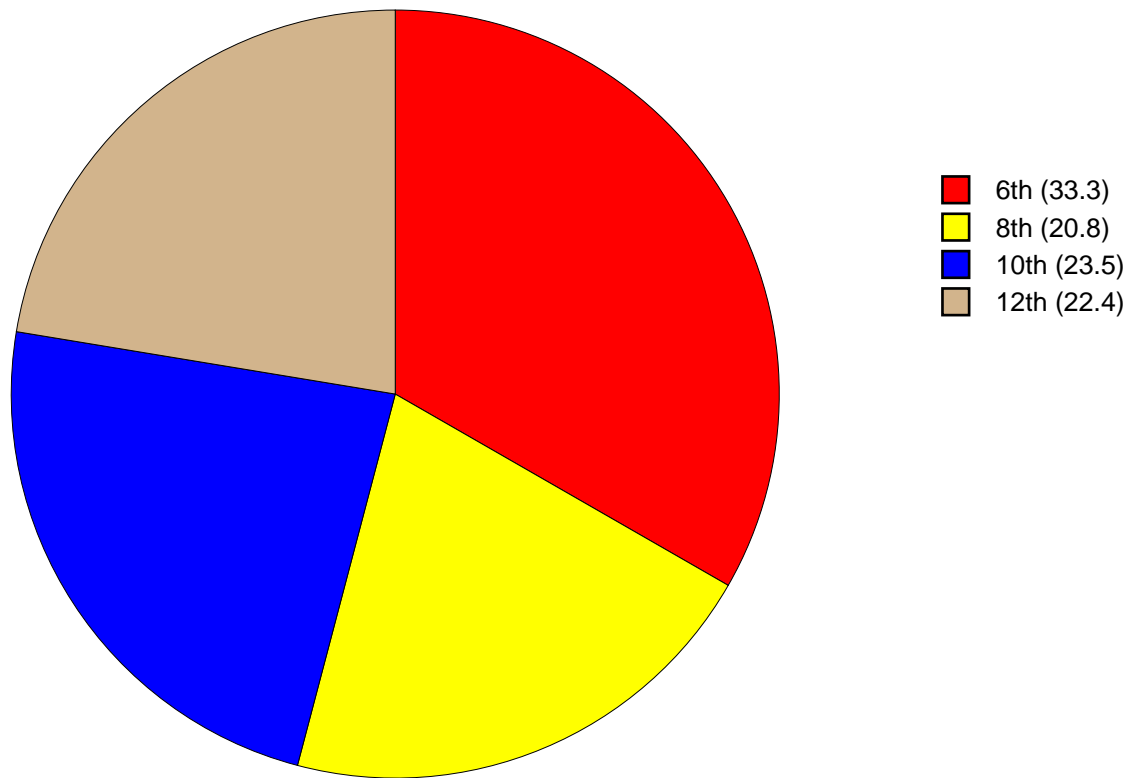


Figure 1: Grade Chart

Gender Chart

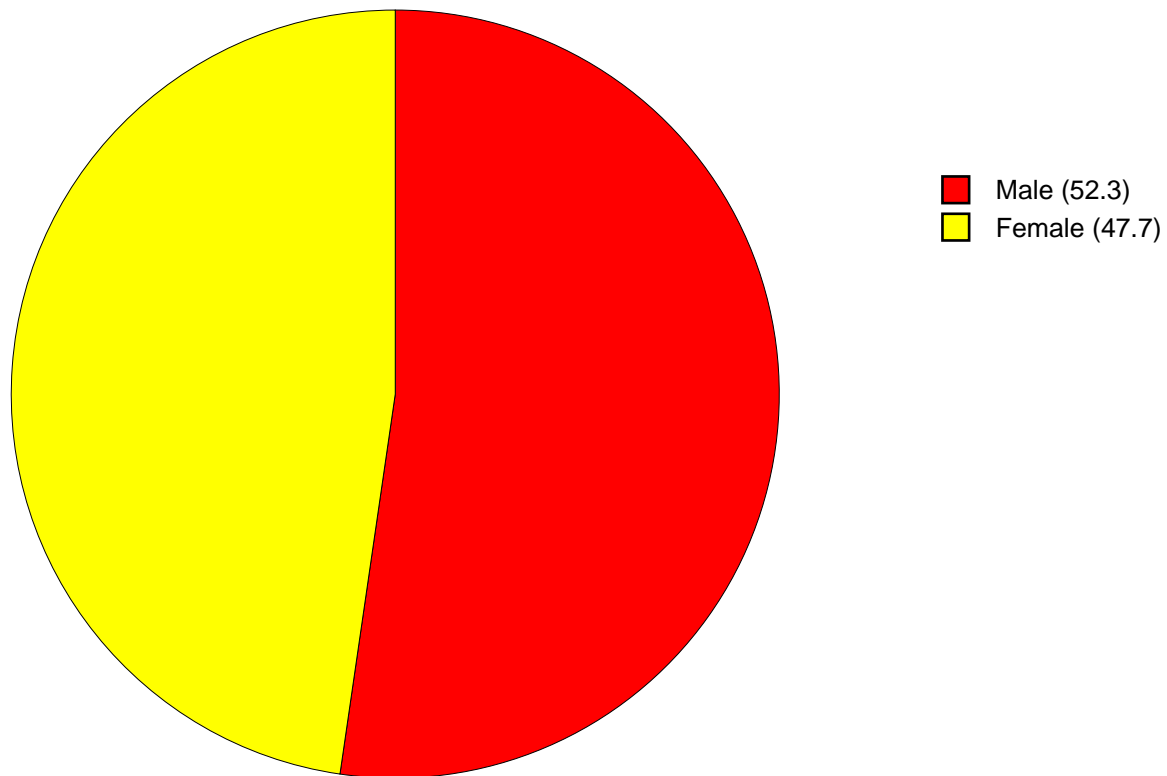


Figure 2: Gender Chart

Age Chart

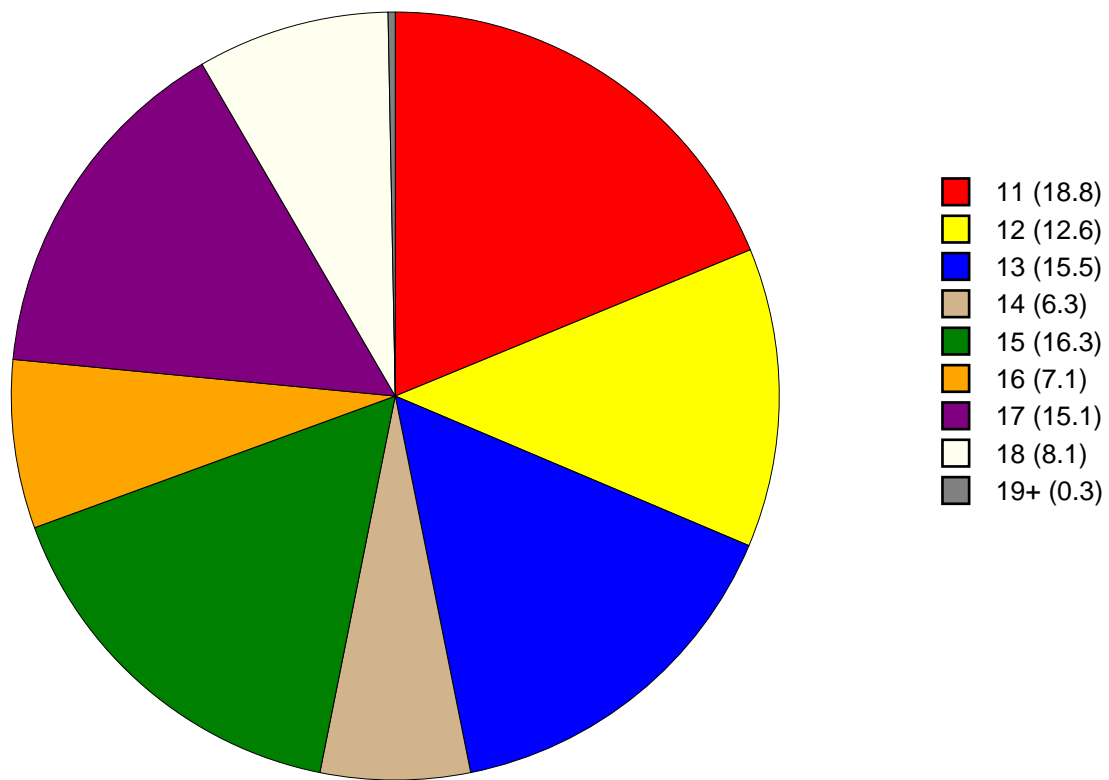


Figure 3: Age Chart

Ethnic Origin Chart

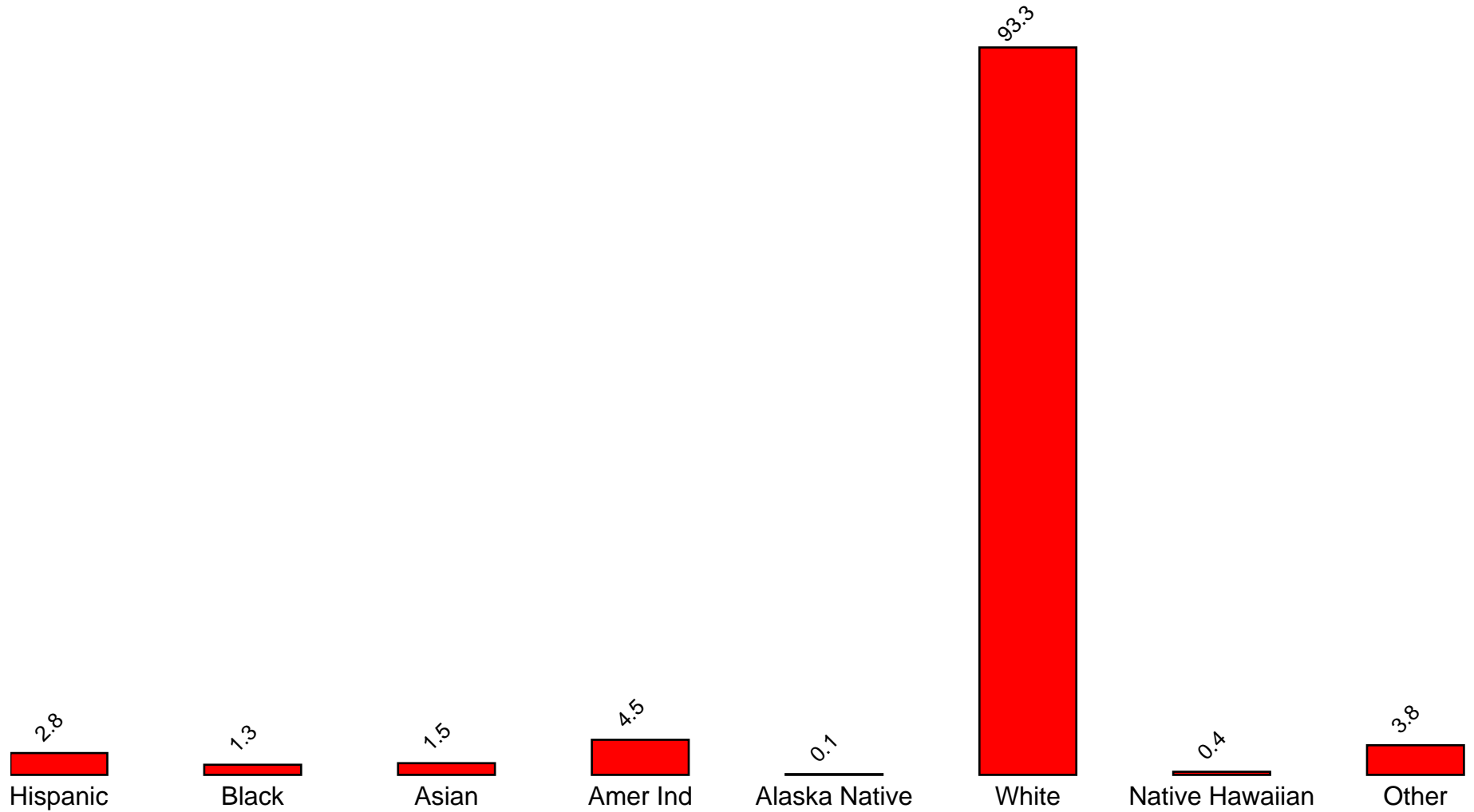


Figure 4: Ethnic Origin Chart

2 PERCENTAGE TABLES

The following tables contain frequency distribution detailing how your students responded to each question on the survey. The tables appear in the same order as the questions on the survey. The tables include breakdowns by grade level as well as overall percentages. The *N of Valid* row is a frequency count of the number of valid responses to each question for each grade and overall. The *N of Miss* row is a frequency count of the number of invalid (marked more than one response) or missing (i.e. did not respond) responses to each question for each grade and overall.

For the questions that allowed more than one response (i.e. race, live with, etc.) each response becomes a separate table. If a student did not mark the response, that was counted as a NO response, and if they did mark the response, that was counted as a YES response. Since a non response is a valid response for these questions, the *N of Miss* will always be zero for these questions.

Table 1: Sex

Response	6	8	10	12	Total	
Male	51.7	62.2	45.5	51.3	52.3	
Female	48.3	37.8	54.5	48.7	47.7	
N of Valid	238	148	165	158	709	
N of Miss	1	1	4	3	9	

Table 2: Age

Response	6	8	10	12	Total	
10 or younger	0.0	0.0	0.0	0.0	0.0	
11	56.5	0.0	0.0	0.0	18.8	
12	37.7	0.0	0.0	0.0	12.6	
13	5.9	65.5	0.0	0.0	15.5	
14	0.0	29.7	0.6	0.0	6.3	
15	0.0	4.7	65.1	0.0	16.3	
16	0.0	0.0	30.2	0.0	7.1	
17	0.0	0.0	3.6	63.4	15.1	
18	0.0	0.0	0.6	35.4	8.1	
19 or older	0.0	0.0	0.0	1.2	0.3	
N of Valid	239	148	169	161	717	
N of Miss	0	1	0	0	1	

Table 3: Are you Hispanic or Latino?

Response	6	8	10	12	Total	
No	97.8	96.3	97.6	96.9	97.2	
Yes	2.2	3.7	2.4	3.1	2.8	
N of Valid	227	135	166	160	688	
N of Miss	12	14	3	1	30	

Table 4: What is your race? Black or African American



Response	6	8	10	12	Total	
No	98.3	99.3	98.2	99.4	98.7	
Yes	1.7	0.7	1.8	0.6	1.3	
N of Valid	239	149	169	161	718	
N of Miss	0	0	0	0	0	

Table 5: What is your race? Asian



Response	6	8	10	12	Total	
No	99.2	98.0	98.2	98.1	98.5	
Yes	0.8	2.0	1.8	1.9	1.5	
N of Valid	239	149	169	161	718	
N of Miss	0	0	0	0	0	

Table 6: What is your race? American Indian



Response	6	8	10	12	Total	
No	93.3	95.3	97.6	96.9	95.5	
Yes	6.7	4.7	2.4	3.1	4.5	
N of Valid	239	149	169	161	718	
N of Miss	0	0	0	0	0	

Table 7: What is your race? Alaska Native



Response	6	8	10	12	Total	
No	100.0	100.0	99.4	100.0	99.9	
Yes	0.0	0.0	0.6	0.0	0.1	
N of Valid	239	149	169	161	718	
N of Miss	0	0	0	0	0	

Table 8: What is your race? White



Response	6	8	10	12	Total	
No	7.1	8.7	5.3	5.6	6.7	
Yes	92.9	91.3	94.7	94.4	93.3	
N of Valid	239	149	169	161	718	
N of Miss	0	0	0	0	0	

Table 9: What is your race? Native Hawaiian or Other Pacific Islander



Response	6	8	10	12	Total	
No	100.0	99.3	100.0	98.8	99.6	
Yes	0.0	0.7	0.0	1.2	0.4	
N of Valid	239	149	169	161	718	
N of Miss	0	0	0	0	0	

Table 10: What is your race? Other



Response	6	8	10	12	Total	
No	95.8	94.6	97.0	97.5	96.2	
Yes	4.2	5.4	3.0	2.5	3.8	
N of Valid	239	149	169	161	718	
N of Miss	0	0	0	0	0	

Table 11: What is the highest level of schooling completed by your mother or father?

Response	6	8	10	12	Total
Completed grade school or less	1.7	1.4	0.0	1.3	1.1
Some high school	4.8	13.8	10.7	10.6	9.4
Completed high school	17.3	17.2	22.6	30.0	21.4
Some college	15.2	24.1	25.6	23.8	21.4
Completed college	24.7	21.4	23.8	23.1	23.4
Graduate or professional school after college	6.1	6.9	7.7	6.3	6.7
Don't know	28.6	12.4	8.9	1.9	14.5
Does not apply	1.7	2.8	0.6	3.1	2.0
N of Valid	231	145	168	160	704
N of Miss	8	4	1	1	14

Table 12: Think of where you live most of the time. Which of the following people live there with you? Mother

Response	6	8	10	12	Total
No	15.9	20.8	20.7	24.2	19.9
Yes	84.1	79.2	79.3	75.8	80.1
N of Valid	239	149	169	161	718
N of Miss	0	0	0	0	0

Table 13: Think of where you live most of the time. Which of the following people live there with you? Stepmother

Response	6	8	10	12	Total
No	94.6	88.6	93.5	93.8	92.9
Yes	5.4	11.4	6.5	6.2	7.1
N of Valid	239	149	169	161	718
N of Miss	0	0	0	0	0

Table 14: Think of where you live most of the time. Which of the following people live there with you? Foster Mother



Response	6	8	10	12	Total	
No	99.2	99.3	100.0	98.8	99.3	
Yes	0.8	0.7	0.0	1.2	0.7	
N of Valid	239	149	169	161	718	
N of Miss	0	0	0	0	0	

Table 15: Think of where you live most of the time. Which of the following people live there with you? Grandmother



Response	6	8	10	12	Total	
No	89.5	88.6	90.5	89.4	89.6	
Yes	10.5	11.4	9.5	10.6	10.4	
N of Valid	239	149	169	161	718	
N of Miss	0	0	0	0	0	

Table 16: Think of where you live most of the time. Which of the following people live there with you? Aunt



Response	6	8	10	12	Total	
No	97.1	99.3	97.6	98.8	98.1	
Yes	2.9	0.7	2.4	1.2	1.9	
N of Valid	239	149	169	161	718	
N of Miss	0	0	0	0	0	

Table 17: Think of where you live most of the time. Which of the following people live there with you? Father



Response	6	8	10	12	Total	
No	36.8	36.2	41.4	44.7	39.6	
Yes	63.2	63.8	58.6	55.3	60.4	
N of Valid	239	149	169	161	718	
N of Miss	0	0	0	0	0	

Table 18: Think of where you live most of the time. Which of the following people live there with you? Stepfather



Response	6	8	10	12	Total	
No	82.8	85.9	82.8	86.3	84.3	
Yes	17.2	14.1	17.2	13.7	15.7	
N of Valid	239	149	169	161	718	
N of Miss	0	0	0	0	0	

Table 19: Think of where you live most of the time. Which of the following people live there with you? Foster Father



Response	6	8	10	12	Total	
No	99.2	99.3	100.0	99.4	99.4	
Yes	0.8	0.7	0.0	0.6	0.6	
N of Valid	239	149	169	161	718	
N of Miss	0	0	0	0	0	

Table 20: Think of where you live most of the time. Which of the following people live there with you? Grandfather



Response	6	8	10	12	Total	
No	94.1	93.3	94.1	95.0	94.2	
Yes	5.9	6.7	5.9	5.0	5.8	
N of Valid	239	149	169	161	718	
N of Miss	0	0	0	0	0	

Table 21: Think of where you live most of the time. Which of the following people live there with you? Uncle



Response	6	8	10	12	Total	
No	95.4	98.0	97.6	96.9	96.8	
Yes	4.6	2.0	2.4	3.1	3.2	
N of Valid	239	149	169	161	718	
N of Miss	0	0	0	0	0	

Table 22: Think of where you live most of the time. Which of the following people live there with you? Other Adults



Response	6	8	10	12	Total	
No	97.9	98.7	96.4	93.8	96.8	
Yes	2.1	1.3	3.6	6.2	3.2	
N of Valid	239	149	169	161	718	
N of Miss	0	0	0	0	0	

Table 23: Think of where you live most of the time. Which of the following people live there with you? Brother(s)



Response	6	8	10	12	Total	
No	52.7	59.1	65.1	66.5	60.0	
Yes	47.3	40.9	34.9	33.5	40.0	
N of Valid	239	149	169	161	718	
N of Miss	0	0	0	0	0	

Table 24: Think of where you live most of the time. Which of the following people live there with you? Stepbrother(s)



Response	6	8	10	12	Total	
No	96.2	94.6	95.9	97.5	96.1	
Yes	3.8	5.4	4.1	2.5	3.9	
N of Valid	239	149	169	161	718	
N of Miss	0	0	0	0	0	

Table 25: Think of where you live most of the time. Which of the following people live there with you? Sister(s)



Response	6	8	10	12	Total	
No	54.4	60.4	56.2	63.4	58.1	
Yes	45.6	39.6	43.8	36.6	41.9	
N of Valid	239	149	169	161	718	
N of Miss	0	0	0	0	0	

Table 26: Think of where you live most of the time. Which of the following people live there with you? Stepsister(s)



Response	6	8	10	12	Total	
No	95.4	91.3	97.0	96.9	95.3	
Yes	4.6	8.7	3.0	3.1	4.7	
N of Valid	239	149	169	161	718	
N of Miss	0	0	0	0	0	

Table 27: Think of where you live most of the time. Which of the following people live there with you? Other Children



Response	6	8	10	12	Total	
No	97.9	95.3	94.1	93.8	95.5	
Yes	2.1	4.7	5.9	6.2	4.5	
N of Valid	239	149	169	161	718	
N of Miss	0	0	0	0	0	

Table 28: In my school, students have lots of chances to help decide things like class activities and rules.





Response	6	8	10	12	Total	
NO!	10.9	16.3	15.4	15.5	14.1	
no	34.5	32.0	36.7	37.3	35.1	
yes	47.1	39.5	39.6	39.8	42.1	
YES!	7.6	12.2	8.3	7.5	8.7	
N of Valid	238	147	169	161	715	
N of Miss	1	2	0	0	3	

Table 29: Teachers ask me to work on special classroom projects.





Response	6	8	10	12	Total	
NO!	10.1	10.2	10.1	6.9	9.4	
no	42.0	44.9	38.5	44.4	42.3	
yes	37.8	40.1	44.4	41.9	40.8	
YES!	10.1	4.8	7.1	6.9	7.6	
N of Valid	238	147	169	160	714	
N of Miss	1	2	0	1	4	

Table 30: My teacher(s) notices when I am doing a good job and lets me know about it.





Response	6	8	10	12	Total	
NO!	1.3	5.4	5.3	5.0	3.9	
no	16.5	26.5	24.9	18.1	20.9	
yes	51.9	48.3	52.1	56.3	52.2	
YES!	30.4	19.7	17.8	20.6	23.0	
N of Valid	237	147	169	160	713	
N of Miss	2	2	0	1	5	

Table 31: There are lots of chances for students in my school to get involved in sports, clubs, and other school activities outside of class.





Response	6	8	10	12	Total	
NO!	0.4	2.7	3.0	1.9	1.8	
no	3.4	4.0	7.7	3.8	4.6	
yes	32.9	20.8	34.9	38.1	32.0	
YES!	63.3	72.5	54.4	56.3	61.5	
N of Valid	237	149	169	160	715	
N of Miss	2	0	0	1	3	

Table 32: There are lots of chances for students in my school to talk with a teacher one-on-one.

Response	6	8	10	12	Total	
NO!	1.7	6.0	3.0	3.1	3.2	
no	13.4	14.8	18.9	13.7	15.0	
yes	51.5	53.0	52.1	57.8	53.3	
YES!	33.5	26.2	26.0	25.5	28.4	
N of Valid	239	149	169	161	718	
N of Miss	0	0	0	0	0	

Table 33: I feel safe at my school.

Response	6	8	10	12	Total	
NO!	0.8	11.6	8.3	5.6	5.9	
no	9.7	14.4	10.7	11.3	11.2	
yes	40.9	45.9	56.2	53.8	48.5	
YES!	48.5	28.1	24.9	29.4	34.4	
N of Valid	237	146	169	160	712	
N of Miss	2	3	0	1	6	

Table 34: The school lets my parents know when I have done something well.

Response	6	8	10	12	Total	
NO!	6.3	15.4	11.8	20.6	12.7	
no	35.6	42.3	50.9	49.4	43.7	
yes	40.2	32.9	33.1	25.0	33.6	
YES!	18.0	9.4	4.1	5.0	10.0	
N of Valid	239	149	169	160	717	
N of Miss	0	0	0	1	1	

Table 35: My teachers praise me when I work hard in school.





Response	6	8	10	12	Total	
NO!	8.1	10.3	10.1	14.4	10.4	
no	31.4	30.1	40.5	35.0	34.1	
yes	46.6	51.4	39.3	42.5	44.9	
YES!	14.0	8.2	10.1	8.1	10.6	
N of Valid	236	146	168	160	710	
N of Miss	3	3	1	1	8	

Table 36: Are your school grades better than the grades of most students in your class?





Response	6	8	10	12	Total	
NO!	10.2	14.2	6.5	6.3	9.3	
no	34.3	29.7	35.1	28.7	32.3	
yes	41.9	38.5	39.3	51.2	42.7	
YES!	13.6	17.6	19.0	13.8	15.7	
N of Valid	236	148	168	160	712	
N of Miss	3	1	1	1	6	

Table 37: I have lots of chances to be part of class discussions or activities.





Response	6	8	10	12	Total	
NO!	0.8	2.7	3.0	5.0	2.7	
no	11.3	13.5	13.7	16.4	13.5	
yes	49.2	54.7	63.1	66.7	57.5	
YES!	38.7	29.1	20.2	11.9	26.4	
N of Valid	238	148	168	159	713	
N of Miss	1	1	1	2	5	

Table 38: Now thinking back over the past year in school, how often did you: enjoy being in school?






Response	6	8	10	12	Total	
Never	7.2	9.5	6.5	7.5	7.6	
Seldom	8.9	11.5	19.0	15.7	13.4	
Sometimes	40.0	32.4	38.1	46.5	39.4	
Often	25.1	26.4	26.2	23.3	25.2	
Almost always	18.7	20.3	10.1	6.9	14.4	
N of Valid	235	148	168	159	710	
N of Miss	4	1	1	2	8	

Table 39: Now thinking back over the past year in school, how often did you: hate being in school?






Response	6	8	10	12	Total	
Never	15.0	9.5	3.6	3.8	8.6	
Seldom	25.2	30.6	26.8	21.4	25.8	
Sometimes	34.6	27.9	35.1	42.1	35.0	
Often	17.1	19.7	25.6	22.6	20.9	
Almost always	8.1	12.2	8.9	10.1	9.6	
N of Valid	234	147	168	159	708	
N of Miss	5	2	1	2	10	

Table 40: Now thinking back over the past year in school, how often did you: try to do your best work in school?






Response	6	8	10	12	Total	
Never	0.4	0.7	0.6	0.6	0.6	
Seldom	2.6	3.4	2.4	3.1	2.8	
Sometimes	5.5	15.9	18.1	17.0	13.2	
Often	19.6	23.4	35.5	40.9	28.9	
Almost always	71.9	56.6	43.4	38.4	54.5	
N of Valid	235	145	166	159	705	
N of Miss	4	4	3	2	13	

Table 41: How often do you feel that the school work you are assigned is meaningful and important?






Response	6	8	10	12	Total	
Never	2.6	6.8	7.8	3.8	5.0	
Seldom	5.5	15.0	20.5	27.2	15.9	
Sometimes	24.3	36.1	36.7	44.9	34.3	
Often	39.1	26.5	27.7	17.7	29.0	
Almost always	28.5	15.6	7.2	6.3	15.9	
N of Valid	235	147	166	158	706	
N of Miss	4	2	3	3	12	

Table 42: Putting them all together, what were your grades like last year?






Response	6	8	10	12	Total	
Mostly F's	1.3	1.4	3.0	0.0	1.4	
Mostly D's	3.1	6.9	4.8	1.3	3.9	
Mostly C's	21.2	23.6	24.0	21.5	22.4	
Mostly B's	39.8	40.3	38.3	43.7	40.4	
Mostly A's	34.5	27.8	29.9	33.5	31.8	
N of Valid	226	144	167	158	695	
N of Miss	13	5	2	3	23	

Table 43: How important do you think the things you are learning in school are going to be for your later life?






Response	6	8	10	12	Total	
Very important	56.0	36.5	17.9	11.9	33.0	
Quite important	26.9	23.0	30.4	25.6	26.6	
Fairly important	11.5	30.4	34.5	38.1	26.9	
Slightly important	4.3	7.4	14.3	21.3	11.1	
Not at all important	1.3	2.7	3.0	3.1	2.4	
N of Valid	234	148	168	160	710	
N of Miss	5	1	1	1	8	

Table 44: How interesting are most of your courses to you?






Response	6	8	10	12	Total	
Very interesting and stimulating	15.0	7.5	4.8	2.5	8.2	
Quite interesting	36.3	28.6	15.6	20.1	26.2	
Fairly interesting	35.0	34.0	50.9	52.2	42.4	
Slightly dull	8.5	17.0	18.0	19.5	15.0	
Very dull	5.1	12.9	10.8	5.7	8.2	
N of Valid	234	147	167	159	707	
N of Miss	5	2	2	2	11	

Table 45: During the LAST FOUR WEEKS how many whole days of school have you missed because you skipped or 'cut'?








Response	6	8	10	12	Total	
None	74.4	71.7	74.4	61.3	70.8	
1	11.1	10.3	11.0	14.4	11.7	
2	6.0	7.6	7.9	7.5	7.1	
3	4.7	4.8	4.3	8.1	5.4	
4-5	2.1	4.1	0.6	6.3	3.1	
6-10	1.3	0.0	1.2	2.5	1.3	
11 or more	0.4	1.4	0.6	0.0	0.6	
N of Valid	234	145	164	160	703	
N of Miss	5	4	5	1	15	

Table 46: Think of your four best friends (the friends you feel closest to). In the past year (12 months), how many of your best friends have: participated in clubs, organizations or activities at school?






Response	6	8	10	12	Total	
0	10.3	10.8	10.2	6.4	9.5	
1	14.5	12.8	9.0	12.1	12.3	
2	17.1	16.2	13.2	20.4	16.7	
3	18.4	16.9	15.0	11.5	15.7	
4	39.7	43.2	52.7	49.7	45.8	
N of Valid	234	148	167	157	706	
N of Miss	5	1	2	4	12	

Table 47: Think of your four best friends (the friends you feel closest to). In the past year (12 months), how many of your best friends have: smoked cigarettes?






Response	6	8	10	12	Total	
0	83.5	58.6	41.6	41.8	59.1	
1	10.6	17.9	18.1	11.4	14.0	
2	2.5	5.5	16.3	12.0	8.5	
3	2.1	6.9	9.6	13.9	7.5	
4	1.3	11.0	14.5	20.9	10.8	
N of Valid	236	145	166	158	705	
N of Miss	3	4	3	3	13	

Table 48: Think of your four best friends (the friends you feel closest to). In the past year (12 months), how many of your best friends have: tried beer, wine or hard liquor (for example, vodka, whiskey, or gin) when their parents didn't know about it?






Response	6	8	10	12	Total	
0	81.8	49.7	28.7	24.7	49.9	
1	10.6	15.6	9.6	12.7	11.9	
2	3.0	9.5	17.4	15.8	10.6	
3	2.1	6.8	15.6	12.7	8.6	
4	2.5	18.4	28.7	34.2	19.1	
N of Valid	236	147	167	158	708	
N of Miss	3	2	2	3	10	

Table 49: Think of your four best friends (the friends you feel closest to). In the past year (12 months), how many of your best friends have: made a commitment to stay drug-free?






Response	6	8	10	12	Total	
0	9.0	18.4	23.4	26.6	18.3	
1	5.6	8.8	16.8	17.7	11.6	
2	8.1	12.2	7.2	13.3	9.9	
3	10.7	16.3	11.4	9.5	11.8	
4	66.7	44.2	41.3	32.9	48.4	
N of Valid	234	147	167	158	706	
N of Miss	5	2	2	3	12	

Table 50: Think of your four best friends (the friends you feel closest to). In the past year (12 months), how many of your best friends have: used marijuana?






Response	6	8	10	12	Total	
0	92.7	81.6	65.9	55.4	75.7	
1	5.6	6.8	13.2	11.5	9.0	
2	1.3	3.4	9.6	8.3	5.3	
3	0.0	1.4	4.8	7.0	3.0	
4	0.4	6.8	6.6	17.8	7.1	
N of Valid	232	147	167	157	703	
N of Miss	7	2	2	4	15	

Table 51: Think of your four best friends (the friends you feel closest to). In the past year (12 months), how many of your best friends have: tried to do well in school?






Response	6	8	10	12	Total	
0	2.6	5.4	4.8	4.4	4.1	
1	5.2	7.4	9.0	6.3	6.8	
2	6.0	13.5	10.8	13.9	10.5	
3	16.7	20.3	19.8	22.8	19.5	
4	69.5	53.4	55.7	52.5	59.1	
N of Valid	233	148	167	158	706	
N of Miss	6	1	2	3	12	

Table 52: Think of your four best friends (the friends you feel closest to). In the past year (12 months), how many of your best friends have: used LSD, cocaine, amphetamines, or other illegal drugs?






Response	6	8	10	12	Total	
0	96.1	87.2	83.2	75.9	86.7	
1	2.1	8.1	11.4	12.7	7.9	
2	1.3	2.7	1.8	3.8	2.3	
3	0.0	0.7	1.2	1.9	0.8	
4	0.4	1.4	2.4	5.7	2.3	
N of Valid	233	148	167	158	706	
N of Miss	6	1	2	3	12	

Table 53: Think of your four best friends (the friends you feel closest to). In the past year (12 months), how many of your best friends have: been suspended from school?






Response	6	8	10	12	Total	
0	73.2	54.7	63.6	73.9	67.2	
1	11.9	17.6	13.3	15.3	14.2	
2	8.9	10.1	10.3	5.7	8.8	
3	3.0	7.4	6.1	1.9	4.4	
4	3.0	10.1	6.7	3.2	5.4	
N of Valid	235	148	165	157	705	
N of Miss	4	1	4	4	13	

Table 54: Think of your four best friends (the friends you feel closest to). In the past year (12 months), how many of your best friends have: liked school?






Response	6	8	10	12	Total	
0	15.5	20.9	30.3	33.8	24.2	
1	12.0	18.9	13.9	10.2	13.5	
2	20.6	20.9	22.4	25.5	22.2	
3	23.6	17.6	14.5	15.3	18.3	
4	28.3	21.6	18.8	15.3	21.8	
N of Valid	233	148	165	157	703	
N of Miss	6	1	4	4	15	

Table 55: Think of your four best friends (the friends you feel closest to). In the past year (12 months), how many of your best friends have: carried a handgun?






Response	6	8	10	12	Total	
0	96.2	86.5	89.2	91.8	91.5	
1	2.1	8.8	4.8	3.8	4.5	
2	0.9	0.0	4.2	2.5	1.8	
3	0.4	2.0	0.6	1.3	1.0	
4	0.4	2.7	1.2	0.6	1.1	
N of Valid	234	148	167	158	707	
N of Miss	5	1	2	3	11	

Table 56: Think of your four best friends (the friends you feel closest to). In the past year (12 months), how many of your best friends have: sold illegal drugs?






Response	6	8	10	12	Total	
0	97.5	89.9	84.3	81.5	89.3	
1	1.3	7.4	7.8	7.6	5.5	
2	1.3	1.4	3.0	4.5	2.4	
3	0.0	0.7	3.6	3.2	1.7	
4	0.0	0.7	1.2	3.2	1.1	
N of Valid	236	148	166	157	707	
N of Miss	3	1	3	4	11	

Table 57: Think of your four best friends (the friends you feel closest to). In the past year (12 months), how many of your best friends have: regularly attended religious services?






Response	6	8	10	12	Total	
0	27.3	17.8	13.2	14.0	18.9	
1	11.9	16.4	13.8	15.3	14.1	
2	11.9	22.6	21.0	20.4	18.2	
3	15.4	16.4	18.6	19.7	17.4	
4	33.5	26.7	33.5	30.6	31.4	
N of Valid	227	146	167	157	697	
N of Miss	12	3	2	4	21	

Table 58: Think of your four best friends (the friends you feel closest to). In the past year (12 months), how many of your best friends have: stolen or tried to steal a motor vehicle such as a car or motorcycle?






Response	6	8	10	12	Total	
0	95.7	90.5	91.0	93.7	93.1	
1	2.6	5.4	6.0	3.8	4.2	
2	1.3	1.4	2.4	2.5	1.8	
3	0.0	2.0	0.0	0.0	0.4	
4	0.4	0.7	0.6	0.0	0.4	
N of Valid	235	148	166	158	707	
N of Miss	4	1	3	3	11	

Table 59: Think of your four best friends (the friends you feel closest to). In the past year (12 months), how many of your best friends have: been arrested?






Response	6	8	10	12	Total	
0	95.3	76.2	77.1	84.8	84.7	
1	3.4	12.9	9.6	3.2	6.8	
2	0.4	4.8	9.6	8.9	5.4	
3	0.4	4.1	0.6	1.9	1.6	
4	0.4	2.0	3.0	1.3	1.6	
N of Valid	236	147	166	158	707	
N of Miss	3	2	3	3	11	

Table 60: Think of your four best friends (the friends you feel closest to). In the past year (12 months), how many of your best friends have: dropped out of school?






Response	6	8	10	12	Total	
0	94.5	90.5	90.4	88.0	91.2	
1	3.8	7.5	4.8	8.2	5.8	
2	0.8	1.4	3.0	3.8	2.1	
3	0.4	0.7	0.6	0.0	0.4	
4	0.4	0.0	1.2	0.0	0.4	
N of Valid	236	147	167	158	708	
N of Miss	3	2	2	3	10	

Table 61: Think of your four best friends (the friends you feel closest to). In the past year (12 months), how many of your best friends have: been members of a gang?






Response	6	8	10	12	Total	
0	89.5	80.1	92.8	96.8	90.0	
1	5.9	9.6	2.4	0.6	4.7	
2	1.7	1.4	1.2	1.3	1.4	
3	0.4	2.7	1.2	0.6	1.1	
4	2.5	6.2	2.4	0.6	2.8	
N of Valid	237	146	166	158	707	
N of Miss	2	3	3	3	11	

Table 62: What are the chances you would be seen as cool if you: smoked cigarettes?






Response	6	8	10	12	Total	
No or very little chance	83.8	67.3	53.9	46.2	64.9	
Little chance	6.4	13.6	24.6	29.7	17.4	
Some chance	5.1	9.5	12.6	14.6	9.9	
Pretty good chance	2.1	4.1	6.6	5.7	4.4	
Very good chance	2.6	5.4	2.4	3.8	3.4	
N of Valid	234	147	167	158	706	
N of Miss	5	2	2	3	12	

Table 63: What are the chances you would be seen as cool if you: worked hard at school?






Response	6	8	10	12	Total	
No or very little chance	7.7	12.2	16.8	11.5	11.6	
Little chance	6.4	17.6	16.2	21.7	14.4	
Some chance	10.6	21.6	28.7	31.2	21.8	
Pretty good chance	25.5	23.6	21.6	21.7	23.3	
Very good chance	49.8	25.0	16.8	14.0	28.9	
N of Valid	235	148	167	157	707	
N of Miss	4	1	2	4	11	

Table 64: What are the chances you would be seen as cool if you: began drinking alcoholic beverages regularly, that is, at least once or twice a month?






Response	6	8	10	12	Total	
No or very little chance	81.4	58.8	33.7	18.4	51.4	
Little chance	8.5	12.8	17.5	16.5	13.3	
Some chance	5.1	12.8	22.3	30.4	16.4	
Pretty good chance	3.0	8.8	18.1	21.5	11.9	
Very good chance	2.1	6.8	8.4	13.3	7.1	
N of Valid	236	148	166	158	708	
N of Miss	3	1	3	3	10	

Table 65: What are the chances you would be seen as cool if you: defended someone who was being verbally abused at school?

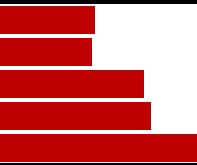
Response	6	8	10	12	Total	
No or very little chance	16.3	16.2	12.0	7.0	13.2	
Little chance	8.2	18.9	13.8	12.7	12.7	
Some chance	13.7	14.9	26.3	33.5	21.4	
Pretty good chance	20.2	20.9	25.1	24.7	22.5	
Very good chance	41.6	29.1	22.8	22.2	30.2	
N of Valid	233	148	167	158	706	
N of Miss	6	1	2	3	12	

Table 66: What are the chances you would be seen as cool if you: smoked marijuana?


Response	6	8	10	12	Total	
No or very little chance	91.1	75.0	64.7	43.9	71.0	
Little chance	2.5	8.8	15.0	23.6	11.4	
Some chance	3.0	4.7	9.0	17.8	8.1	
Pretty good chance	2.1	4.7	7.8	7.6	5.2	
Very good chance	1.3	6.8	3.6	7.0	4.2	
N of Valid	236	148	167	157	708	
N of Miss	3	1	2	4	10	

Table 67: What are the chances you would be seen as cool if you: carried a handgun?


Response	6	8	10	12	Total	
No or very little chance	89.4	77.7	78.3	76.6	81.5	
Little chance	7.2	9.5	12.7	13.9	10.5	
Some chance	1.3	4.1	5.4	6.3	4.0	
Pretty good chance	1.3	4.1	2.4	1.9	2.3	
Very good chance	0.9	4.7	1.2	1.3	1.8	
N of Valid	235	148	166	158	707	
N of Miss	4	1	3	3	11	

Table 68: What are the chances you would be seen as cool if you: regularly volunteered to do community service?






Response	6	8	10	12	Total	
No or very little chance	20.9	31.3	33.5	26.6	27.3	
Little chance	13.6	22.4	24.6	26.6	20.9	
Some chance	14.5	25.2	22.8	28.5	21.8	
Pretty good chance	20.9	12.9	13.2	13.3	15.7	
Very good chance	30.2	8.2	6.0	5.1	14.3	
N of Valid	235	147	167	158	707	
N of Miss	4	2	2	3	11	

Table 69: How old were you when you first: smoked marijuana?










Response	6	8	10	12	Total	
Never	99.2	87.8	81.7	63.5	84.8	
10 or younger	0.4	2.0	2.4	1.9	1.5	
11	0.4	2.7	1.8	2.5	1.7	
12	0.0	3.4	1.8	5.0	2.2	
13	0.0	3.4	3.6	3.8	2.4	
14	0.0	0.7	4.1	6.3	2.5	
15	0.0	0.0	3.6	7.5	2.5	
16	0.0	0.0	1.2	5.7	1.5	
17 or older	0.0	0.0	0.0	3.8	0.8	
N of Valid	239	148	169	159	715	
N of Miss	0	1	0	2	3	

Table 70: How old were you when you first: smoked a cigarette, even just a puff?










Response	6	8	10	12	Total	
Never	84.5	57.8	52.7	45.6	62.8	
10 or younger	10.1	19.7	15.0	15.2	14.4	
11	3.8	7.5	7.2	7.0	6.1	
12	1.7	4.8	6.6	5.7	4.4	
13	0.0	5.4	7.8	5.7	4.2	
14	0.0	4.8	5.4	3.2	3.0	
15	0.0	0.0	5.4	4.4	2.3	
16	0.0	0.0	0.0	7.0	1.5	
17 or older	0.0	0.0	0.0	6.3	1.4	
N of Valid	238	147	167	158	710	
N of Miss	1	2	2	3	8	

Table 71: How old were you when you first: had more than a sip or two of beer, wine or hard liquor (for example, vodka, whiskey, or gin)?










Response	6	8	10	12	Total	
Never	79.8	50.7	33.5	25.8	50.8	
10 or younger	8.8	12.3	15.0	13.2	12.0	
11	8.0	9.6	1.2	3.1	5.6	
12	2.9	9.6	10.2	6.3	6.8	
13	0.4	12.3	12.0	10.7	7.9	
14	0.0	5.5	14.4	8.8	6.5	
15	0.0	0.0	10.2	8.8	4.4	
16	0.0	0.0	3.0	13.8	3.8	
17 or older	0.0	0.0	0.6	9.4	2.3	
N of Valid	238	146	167	159	710	
N of Miss	1	3	2	2	8	

Table 72: How old were you when you first: began drinking alcoholic beverages regularly, that is, at least once or twice a month?










Response	6	8	10	12	Total	
Never	97.5	87.8	76.8	61.6	82.6	
10 or younger	0.4	2.0	1.8	0.6	1.1	
11	0.8	0.7	0.0	0.6	0.6	
12	0.8	3.4	1.8	1.3	1.7	
13	0.0	4.7	4.2	1.9	2.4	
14	0.0	0.7	7.1	5.0	2.9	
15	0.0	0.7	8.3	8.8	4.1	
16	0.0	0.0	0.0	13.2	2.9	
17 or older	0.4	0.0	0.0	6.9	1.7	
N of Valid	239	148	168	159	714	
N of Miss	0	1	1	2	4	

Table 73: How old were you when you first: used phenoxydine (pox, px, breeze)?


Response	6	8	10	12	Total	
Never	100.0	100.0	100.0	100.0	100.0	
10 or younger	0.0	0.0	0.0	0.0	0.0	
11	0.0	0.0	0.0	0.0	0.0	
12	0.0	0.0	0.0	0.0	0.0	
13	0.0	0.0	0.0	0.0	0.0	
14	0.0	0.0	0.0	0.0	0.0	
15	0.0	0.0	0.0	0.0	0.0	
16	0.0	0.0	0.0	0.0	0.0	
17 or older	0.0	0.0	0.0	0.0	0.0	
N of Valid	235	148	168	159	710	
N of Miss	4	1	1	2	8	

Table 74: How old were you when you first: got suspended from school?










Response	6	8	10	12	Total	
Never	92.0	79.5	75.6	75.5	81.9	
10 or younger	3.8	8.2	7.1	3.8	5.5	
11	2.9	3.4	0.6	1.9	2.3	
12	1.3	3.4	3.0	4.4	2.8	
13	0.0	2.7	4.2	3.1	2.3	
14	0.0	2.7	5.4	1.3	2.1	
15	0.0	0.0	3.6	1.9	1.3	
16	0.0	0.0	0.6	6.9	1.7	
17 or older	0.0	0.0	0.0	1.3	0.3	
N of Valid	238	146	168	159	711	
N of Miss	1	3	1	2	7	

Table 75: How old were you when you first: got arrested?










Response	6	8	10	12	Total	
Never	99.2	91.2	88.1	89.3	92.7	
10 or younger	0.4	2.0	1.8	0.0	1.0	
11	0.4	2.7	0.6	0.0	0.8	
12	0.0	0.0	2.4	1.9	1.0	
13	0.0	2.7	3.6	0.0	1.4	
14	0.0	1.4	1.2	1.9	1.0	
15	0.0	0.0	1.2	1.9	0.7	
16	0.0	0.0	1.2	1.9	0.7	
17 or older	0.0	0.0	0.0	3.1	0.7	
N of Valid	238	148	168	159	713	
N of Miss	1	1	1	2	5	

Table 76: How old were you when you first: carried a handgun?









Response	6	8	10	12	Total	
Never	94.1	91.2	92.9	93.7	93.1	
10 or younger	4.2	3.4	3.0	1.3	3.1	
11	0.8	0.7	0.0	0.6	0.6	
12	0.4	2.0	1.2	0.0	0.8	
13	0.4	2.0	1.8	0.0	1.0	
14	0.0	0.7	0.6	1.9	0.7	
15	0.0	0.0	0.6	0.0	0.1	
16	0.0	0.0	0.0	0.0	0.0	
17 or older	0.0	0.0	0.0	2.5	0.6	
N of Valid	236	147	169	158	710	
N of Miss	3	2	0	3	8	

Table 77: How old were you when you first: attacked someone with the idea of seriously hurting them?










Response	6	8	10	12	Total	
Never	91.1	75.8	75.6	79.2	81.6	
10 or younger	5.1	6.0	6.5	1.3	4.8	
11	3.8	1.3	2.4	0.6	2.2	
12	0.0	4.0	0.6	1.9	1.4	
13	0.0	6.7	4.2	3.8	3.2	
14	0.0	5.4	6.0	0.6	2.7	
15	0.0	0.0	4.8	2.5	1.7	
16	0.0	0.0	0.0	6.3	1.4	
17 or older	0.0	0.7	0.0	3.8	1.0	
N of Valid	237	149	168	159	713	
N of Miss	2	0	1	2	5	

Table 78: How old were you when you first: belonged to a gang?








Response	6	8	10	12	Total	
Never	96.6	88.5	95.8	95.6	94.5	
10 or younger	0.4	1.4	1.2	0.6	0.8	
11	2.1	0.7	1.2	1.3	1.4	
12	0.8	4.7	1.2	0.6	1.7	
13	0.0	2.7	0.0	0.0	0.6	
14	0.0	2.0	0.6	1.3	0.8	
15	0.0	0.0	0.0	0.6	0.1	
16	0.0	0.0	0.0	0.0	0.0	
17 or older	0.0	0.0	0.0	0.0	0.0	
N of Valid	238	148	168	159	713	
N of Miss	1	1	1	2	5	

Table 79: How wrong do you think it is for someone your age to: take a handgun to school?





Response	6	8	10	12	Total	
Very wrong	93.3	85.8	88.2	93.1	90.5	
Wrong	5.5	10.8	8.9	5.7	7.4	
A little bit wrong	0.8	2.0	1.8	0.0	1.1	
Not wrong at all	0.4	1.4	1.2	1.3	1.0	
N of Valid	238	148	169	159	714	
N of Miss	1	1	0	2	4	

Table 80: How wrong do you think it is for someone your age to: steal anything worth more than \$5?





Response	6	8	10	12	Total	
Very wrong	66.8	60.1	63.3	64.8	64.1	
Wrong	29.8	27.7	25.4	28.9	28.2	
A little bit wrong	2.9	10.8	8.9	5.0	6.4	
Not wrong at all	0.4	1.4	2.4	1.3	1.3	
N of Valid	238	148	169	159	714	
N of Miss	1	1	0	2	4	

Table 81: How wrong do you think it is for someone your age to: pick a fight with someone?





Response	6	8	10	12	Total	
Very wrong	50.4	31.3	33.9	37.3	39.7	
Wrong	32.8	38.8	32.1	31.6	33.6	
A little bit wrong	15.1	21.1	26.2	26.6	21.5	
Not wrong at all	1.7	8.8	7.7	4.4	5.2	
N of Valid	238	147	168	158	711	
N of Miss	1	2	1	3	7	

Table 82: How wrong do you think it is for someone your age to: attack someone with the idea of seriously hurting them?





Response	6	8	10	12	Total	
Very wrong	81.8	61.1	59.8	57.6	66.9	
Wrong	15.7	22.8	23.1	22.2	20.4	
A little bit wrong	2.1	13.4	11.8	17.7	10.3	
Not wrong at all	0.4	2.7	5.3	2.5	2.5	
N of Valid	236	149	169	158	712	
N of Miss	3	0	0	3	6	

Table 83: How wrong do you think it is for someone your age to: stay away from school all day when their parents think they are at school?





Response	6	8	10	12	Total	
Very wrong	84.3	60.4	49.1	41.5	61.5	
Wrong	10.6	20.8	31.7	28.9	21.8	
A little bit wrong	3.4	13.4	13.2	26.4	12.9	
Not wrong at all	1.7	5.4	6.0	3.1	3.8	
N of Valid	236	149	167	159	711	
N of Miss	3	0	2	2	7	

Table 84: How wrong do you think it is for someone your age to: drink beer, wine or hard liquor (for example, vodka, whiskey, or gin) regularly?





Response	6	8	10	12	Total	
Very wrong	88.7	60.4	42.0	40.3	61.0	
Wrong	7.6	16.1	21.3	22.6	15.9	
A little bit wrong	2.9	13.4	26.0	23.9	15.2	
Not wrong at all	0.8	10.1	10.7	13.2	7.8	
N of Valid	238	149	169	159	715	
N of Miss	1	0	0	2	3	

Table 85: How wrong do you think it is for someone your age to: smoke cigarettes?





Response	6	8	10	12	Total	
Very wrong	85.1	62.2	45.2	39.0	60.6	
Wrong	10.6	18.9	28.0	20.8	18.7	
A little bit wrong	3.4	12.2	14.3	20.1	11.5	
Not wrong at all	0.9	6.8	12.5	20.1	9.2	
N of Valid	235	148	168	159	710	
N of Miss	4	1	1	2	8	

Table 86: How wrong do you think it is for someone your age to: smoke marijuana?





Response	6	8	10	12	Total	
Very wrong	94.9	84.5	74.0	61.0	80.2	
Wrong	3.8	6.8	11.8	13.2	8.4	
A little bit wrong	0.8	4.7	7.1	11.3	5.5	
Not wrong at all	0.4	4.1	7.1	14.5	5.9	
N of Valid	237	148	169	159	713	
N of Miss	2	1	0	2	5	

Table 87: How wrong do you think it is for someone your age to: use LSD, cocaine, amphetamines or another illegal drug?





Response	6	8	10	12	Total	
Very wrong	97.0	93.3	91.1	88.0	92.8	
Wrong	3.0	5.4	4.7	7.6	4.9	
A little bit wrong	0.0	1.3	1.2	3.2	1.3	
Not wrong at all	0.0	0.0	3.0	1.3	1.0	
N of Valid	236	149	169	158	712	
N of Miss	3	0	0	3	6	

Table 88: At school during the past 12 months, did you receive help from the resource teacher, speech therapist or other special education teacher?



Response	6	8	10	12	Total	
No	80.9	86.0	90.1	93.3	87.0	
Yes	19.1	14.0	9.9	6.7	13.0	
N of Valid	215	136	162	150	663	
N of Miss	24	13	7	11	55	

Table 89: How many times have you done the following things? done what feels good no matter what.







Response	6	8	10	12	Total	
Never	36.6	27.7	29.9	20.1	29.5	
I've done it, but not in the past year	18.3	12.2	13.8	14.5	15.1	
Less than once a month	6.8	16.2	15.0	23.9	14.5	
About once a month	4.7	11.5	13.2	11.3	9.6	
2 or 3 times a month	12.8	12.8	8.4	10.7	11.3	
Once a week or more	20.9	19.6	19.8	19.5	20.0	
N of Valid	235	148	167	159	709	
N of Miss	4	1	2	2	9	

Table 90: How many times have you done the following things? done something dangerous because someone dared you to do it.







Response	6	8	10	12	Total	
Never	65.1	36.2	39.9	35.2	46.5	
I've done it, but not in the past year	20.6	26.8	25.0	25.8	24.1	
Less than once a month	5.9	12.8	13.7	16.4	11.5	
About once a month	2.5	7.4	6.5	9.4	6.0	
2 or 3 times a month	2.1	8.1	7.7	8.2	6.0	
Once a week or more	3.8	8.7	7.1	5.0	5.9	
N of Valid	238	149	168	159	714	
N of Miss	1	0	1	2	4	

Table 91: How many times have you done the following things? done crazy things even if they are a little dangerous.







Response	6	8	10	12	Total	
Never	52.9	26.2	25.6	25.2	34.7	
I've done it, but not in the past year	25.6	25.5	21.4	20.8	23.5	
Less than once a month	5.9	9.4	14.9	15.7	10.9	
About once a month	4.2	8.1	11.3	11.3	8.3	
2 or 3 times a month	5.0	13.4	9.5	13.8	9.8	
Once a week or more	6.3	17.4	17.3	13.2	12.7	
N of Valid	238	149	168	159	714	
N of Miss	1	0	1	2	4	

Table 92: How many times in the past year (12 months) have you: been suspended from school?







Response	6	8	10	12	Total	
Never	94.1	85.1	84.6	90.6	89.2	
1 to 2 times	5.5	10.1	11.2	9.4	8.7	
3 to 5 times	0.4	4.1	2.4	0.0	1.5	
6 to 9 times	0.0	0.7	0.0	0.0	0.1	
10 to 19 times	0.0	0.0	1.2	0.0	0.3	
20 to 29 times	0.0	0.0	0.0	0.0	0.0	
30 to 39 times	0.0	0.0	0.0	0.0	0.0	
40+ times	0.0	0.0	0.6	0.0	0.1	
N of Valid	237	148	169	159	713	
N of Miss	2	1	0	2	5	

Table 93: How many times in the past year (12 months) have you: carried a handgun?








Response	6	8	10	12	Total	
Never	97.5	95.3	92.9	91.8	94.7	
1 to 2 times	1.7	2.7	1.8	4.4	2.5	
3 to 5 times	0.8	0.0	2.4	1.3	1.1	
6 to 9 times	0.0	0.0	0.0	1.3	0.3	
10 to 19 times	0.0	0.0	0.6	0.0	0.1	
20 to 29 times	0.0	0.7	0.0	0.0	0.1	
30 to 39 times	0.0	0.0	0.0	0.0	0.0	
40+ times	0.0	1.4	2.4	1.3	1.1	
N of Valid	239	148	169	158	714	
N of Miss	0	1	0	3	4	

Table 94: How many times in the past year (12 months) have you: sold illegal drugs?









Response	6	8	10	12	Total	
Never	99.6	97.3	95.2	89.9	95.9	
1 to 2 times	0.0	1.4	2.4	3.1	1.5	
3 to 5 times	0.0	0.0	0.6	1.3	0.4	
6 to 9 times	0.4	0.0	0.0	1.3	0.4	
10 to 19 times	0.0	0.0	0.6	1.3	0.4	
20 to 29 times	0.0	0.0	0.0	0.6	0.1	
30 to 39 times	0.0	0.0	0.0	0.6	0.1	
40+ times	0.0	1.4	1.2	1.9	1.0	
N of Valid	237	148	168	159	712	
N of Miss	2	1	1	2	6	

Table 95: How many times in the past year (12 months) have you: stolen or tried to steal a motor vehicle such as a car or motorcycle?









Response	6	8	10	12	Total	
Never	100.0	94.6	96.4	98.1	97.6	
1 to 2 times	0.0	3.4	3.0	1.3	1.7	
3 to 5 times	0.0	2.0	0.0	0.0	0.4	
6 to 9 times	0.0	0.0	0.0	0.0	0.0	
10 to 19 times	0.0	0.0	0.0	0.0	0.0	
20 to 29 times	0.0	0.0	0.0	0.6	0.1	
30 to 39 times	0.0	0.0	0.0	0.0	0.0	
40+ times	0.0	0.0	0.6	0.0	0.1	
N of Valid	239	148	169	158	714	
N of Miss	0	1	0	3	4	

Table 96: How many times in the past year (12 months) have you: participated in clubs, organizations or activities at school?









Response	6	8	10	12	Total	
Never	19.5	21.6	16.6	16.4	18.5	
1 to 2 times	25.4	15.5	16.6	15.7	19.1	
3 to 5 times	14.8	20.9	14.2	15.1	16.0	
6 to 9 times	10.2	16.2	12.4	8.8	11.7	
10 to 19 times	7.2	6.1	10.7	11.3	8.7	
20 to 29 times	5.9	4.1	7.7	8.2	6.5	
30 to 39 times	3.0	1.4	3.6	2.5	2.7	
40+ times	14.0	14.2	18.3	22.0	16.9	
N of Valid	236	148	169	159	712	
N of Miss	3	1	0	2	6	

Table 97: How many times in the past year (12 months) have you: been arrested?







Response	6	8	10	12	Total	
Never	99.2	95.9	91.7	91.8	95.1	
1 to 2 times	0.8	3.4	4.8	5.7	3.4	
3 to 5 times	0.0	0.0	1.8	2.5	1.0	
6 to 9 times	0.0	0.7	0.6	0.0	0.3	
10 to 19 times	0.0	0.0	0.6	0.0	0.1	
20 to 29 times	0.0	0.0	0.0	0.0	0.0	
30 to 39 times	0.0	0.0	0.0	0.0	0.0	
40+ times	0.0	0.0	0.6	0.0	0.1	
N of Valid	237	146	168	159	710	
N of Miss	2	3	1	2	8	

Table 98: How many times in the past year (12 months) have you: done extra work on your own for school?









Response	6	8	10	12	Total	
Never	23.3	36.1	33.1	31.4	30.1	
1 to 2 times	31.4	19.0	21.7	25.8	25.3	
3 to 5 times	13.1	17.0	17.5	11.3	14.5	
6 to 9 times	8.1	6.8	6.6	12.6	8.5	
10 to 19 times	8.9	6.1	11.4	7.5	8.6	
20 to 29 times	5.9	5.4	3.6	3.8	4.8	
30 to 39 times	4.7	6.1	0.6	3.8	3.8	
40+ times	4.7	3.4	5.4	3.8	4.4	
N of Valid	236	147	166	159	708	
N of Miss	3	2	3	2	10	

Table 99: How many times in the past year (12 months) have you: attacked someone with the idea of seriously hurting them?








Response	6	8	10	12	Total	
Never	91.9	79.7	78.7	81.8	84.0	
1 to 2 times	6.4	8.8	10.1	11.9	9.0	
3 to 5 times	0.4	2.0	3.6	3.1	2.1	
6 to 9 times	0.8	3.4	3.0	1.9	2.1	
10 to 19 times	0.0	2.0	3.0	1.3	1.4	
20 to 29 times	0.0	3.4	0.6	0.0	0.8	
30 to 39 times	0.0	0.0	0.0	0.0	0.0	
40+ times	0.4	0.7	1.2	0.0	0.6	
N of Valid	236	148	169	159	712	
N of Miss	3	1	0	2	6	

Table 100: How many times in the past year (12 months) have you: been drunk or high at school?









Response	6	8	10	12	Total	
Never	97.5	89.9	84.6	79.2	88.8	
1 to 2 times	2.1	5.4	6.5	5.0	4.5	
3 to 5 times	0.0	2.7	3.0	4.4	2.2	
6 to 9 times	0.4	0.0	3.0	3.1	1.5	
10 to 19 times	0.0	0.7	0.6	0.6	0.4	
20 to 29 times	0.0	0.0	0.6	1.3	0.4	
30 to 39 times	0.0	0.0	1.2	1.3	0.6	
40+ times	0.0	1.4	0.6	5.0	1.5	
N of Valid	237	148	169	159	713	
N of Miss	2	1	0	2	5	

Table 101: How many times in the past year (12 months) have you: volunteered to do community service?









Response	6	8	10	12	Total	
Never	47.0	52.7	46.2	47.2	48.0	
1 to 2 times	20.1	25.0	24.3	17.6	21.5	
3 to 5 times	11.1	6.8	11.2	13.2	10.7	
6 to 9 times	8.5	6.1	5.9	8.2	7.3	
10 to 19 times	6.8	2.7	4.7	5.7	5.2	
20 to 29 times	1.7	2.7	3.0	1.9	2.3	
30 to 39 times	1.3	0.0	2.4	3.1	1.7	
40+ times	3.4	4.1	2.4	3.1	3.2	
N of Valid	234	148	169	159	710	
N of Miss	5	1	0	2	8	

Table 102: How many times in the past year (12 months) have you: taken a handgun to school?





Response	6	8	10	12	Total	
Never	100.0	99.3	98.8	98.7	99.3	
1 to 2 times	0.0	0.7	0.6	0.6	0.4	
3 to 5 times	0.0	0.0	0.0	0.0	0.0	
6 to 9 times	0.0	0.0	0.0	0.6	0.1	
10 to 19 times	0.0	0.0	0.0	0.0	0.0	
20 to 29 times	0.0	0.0	0.0	0.0	0.0	
30 to 39 times	0.0	0.0	0.0	0.0	0.0	
40+ times	0.0	0.0	0.6	0.0	0.1	
N of Valid	238	148	168	159	713	
N of Miss	1	1	1	2	5	

Table 103: Are you currently on probation, or assigned a probation officer with Juvenile Court?



Response	6	8	10	12	Total	
No	99.6	94.6	93.5	93.7	95.8	
Yes	0.4	5.4	6.5	6.3	4.2	
N of Valid	235	147	168	159	709	
N of Miss	4	2	1	2	9	

Table 104: Have you ever belonged to a gang?





Response	6	8	10	12	Total	
No	94.1	87.8	92.3	93.1	92.1	
No, but would like to	0.4	0.0	1.2	1.9	0.8	
Yes, in the past	3.8	8.1	4.8	5.0	5.2	
Yes, belong now	1.7	4.1	1.8	0.0	1.8	
Yes, but would like to get out	0.0	0.0	0.0	0.0	0.0	
N of Valid	238	148	168	159	713	
N of Miss	1	1	1	2	5	

Table 105: If you have ever belonged to a gang, did that gang have a name?

Response	6	8	10	12	Total
No	5.5	8.2	6.6	8.9	7.1
Yes	4.3	8.9	6.6	5.1	6.0
I have never belonged to a gang	90.2	82.9	86.7	86.0	86.9
N of Valid	235	146	166	157	704
N of Miss	4	3	3	4	14

Table 106: You're looking at CD's in a music store with a friend. You look up and see her slip a CD under her coat. She smiles and says 'Which one do you want? Go ahead, take it while nobody's around.' There is nobody in sight, no employees and no other customers. What would you do now?

Response	6	8	10	12	Total
Ignore her	10.5	17.0	16.5	25.2	16.5
Grab a CD and leave the store	0.8	13.6	8.5	6.9	6.6
Tell her to put the CD back	66.8	44.2	40.9	38.4	49.7
Act like it is a joke, and ask her to put the CD back	21.8	25.2	34.1	29.6	27.1
N of Valid	238	147	164	159	708
N of Miss	1	2	5	2	10

Table 107: You are visiting another part of town, and you don't know any of the people your age there. You are walking down the street, and some teenager you don't know is walking toward you. He is about your size, and as he is about to pass you, he deliberately bumps into you and you almost lose your balance. What would you say or do?

Response	6	8	10	12	Total
Push the person back	9.7	18.6	11.5	13.8	12.9
Say 'Excuse me' and keep on walking	55.1	46.9	44.2	45.9	48.8
Say 'Watch where you are going' and keep on walking	30.5	19.3	30.3	26.4	27.2
Swear at the person and walk away	4.7	15.2	13.9	13.8	11.1
N of Valid	236	145	165	159	705
N of Miss	3	4	4	2	13

Table 108: You are at a party at someone's house, and one of your friends offers you a drink containing alcohol. What would you say or do?





Response	6	8	10	12	Total	
Drink it	5.5	22.4	41.8	43.7	26.1	
Tell your friend, 'No thanks, I don't drink' and suggest that you and your friend go and do something else	48.7	34.7	29.7	23.4	35.7	
Just say, 'No thanks' and walk away	27.5	29.3	21.8	25.9	26.2	
Make up a good excuse, tell your friend you had something else to do, and leave	18.2	13.6	6.7	7.0	12.0	
N of Valid	236	147	165	158	706	
N of Miss	3	2	4	3	12	

Table 109: It's 8:00 on a weeknight and you are about to go over to a friend's home when your mother asks you where you are going. You say 'Oh, just going to go hang out with some friends.' She says, 'No, you'll just get into trouble if you go out. Stay home tonight.' What would you do now?





Response	6	8	10	12	Total	
Leave the house anyway	3.8	8.3	6.7	8.9	6.6	
Explain what you are going to do with your friends, tell her when you will get home, and ask if you can go out	59.1	69.7	79.3	71.5	68.8	
Not say anything and start watching TV	32.8	13.8	7.9	12.0	18.4	
Get into an argument with her	4.3	8.3	6.1	7.6	6.3	
N of Valid	235	145	164	158	702	
N of Miss	4	4	5	3	16	

Table 110: How often do you attend religious services or activities?





Response	6	8	10	12	Total	
Never	18.2	14.4	9.8	11.9	14.0	
Rarely	15.3	15.8	20.1	26.4	19.0	
1-2 Times a Month	13.1	13.0	14.0	8.8	12.3	
About Once a Week or More	53.4	56.8	56.1	52.8	54.6	
N of Valid	236	146	164	159	705	
N of Miss	3	3	5	2	13	

Table 111: I do the opposite of what people tell me, just to get them mad.





Response	6	8	10	12	Total	
Very False	52.8	40.4	39.9	41.8	44.7	
Somewhat False	26.2	23.3	27.0	29.1	26.4	
Somewhat True	17.2	32.9	29.4	27.2	25.6	
Very True	3.9	3.4	3.7	1.9	3.3	
N of Valid	233	146	163	158	700	
N of Miss	6	3	6	3	18	

Table 112: I like to see how much I can get away with.





Response	6	8	10	12	Total	
Very False	59.1	31.3	36.6	34.0	42.4	
Somewhat False	21.7	25.2	30.5	29.6	26.2	
Somewhat True	14.5	33.3	22.0	26.4	22.8	
Very True	4.7	10.2	11.0	10.1	8.5	
N of Valid	235	147	164	159	705	
N of Miss	4	2	5	2	13	

Table 113: I ignore rules that get in my way.





Response	6	8	10	12	Total	
Very False	67.5	42.4	44.4	36.7	50.0	
Somewhat False	20.9	29.9	27.2	27.8	25.8	
Somewhat True	8.5	20.8	21.6	29.1	18.8	
Very True	3.0	6.9	6.8	6.3	5.4	
N of Valid	234	144	162	158	698	
N of Miss	5	5	7	3	20	

Table 114: I think sometimes it's okay to cheat at school.





Response	6	8	10	12	Total	
NO!	69.7	37.2	21.7	17.0	39.8	
no	21.8	31.7	30.1	25.2	26.6	
yes	8.1	26.9	41.0	45.3	28.1	
YES!	0.4	4.1	7.2	12.6	5.5	
N of Valid	234	145	166	159	704	
N of Miss	5	4	3	2	14	

Table 115: It is important to think before you act.





Response	6	8	10	12	Total	
NO!	3.4	2.8	5.4	1.9	3.4	
no	4.7	6.9	6.0	4.4	5.4	
yes	28.6	35.9	41.6	46.5	37.2	
YES!	63.2	54.5	47.0	47.2	54.0	
N of Valid	234	145	166	159	704	
N of Miss	5	4	3	2	14	

Table 116: Sometimes I think that life is not worth it.





Response	6	8	10	12	Total	
NO!	45.9	42.1	44.6	42.1	43.9	
no	25.8	28.3	21.7	28.3	25.9	
yes	17.5	20.0	28.3	23.3	21.9	
YES!	10.9	9.7	5.4	6.3	8.3	
N of Valid	229	145	166	159	699	
N of Miss	10	4	3	2	19	

Table 117: At times I think I am no good at all.





Response	6	8	10	12	Total	
NO!	31.9	33.3	27.9	28.9	30.6	
no	24.1	25.7	26.7	28.3	26.0	
yes	32.8	30.6	35.8	34.6	33.4	
YES!	11.2	10.4	9.7	8.2	10.0	
N of Valid	232	144	165	159	700	
N of Miss	7	5	4	2	18	

Table 118: All in all, I am inclined to think that I am a failure.





Response	6	8	10	12	Total	
NO!	48.5	45.5	43.4	45.3	45.9	
no	28.8	35.2	40.4	39.0	35.2	
yes	17.0	14.5	10.8	13.2	14.2	
YES!	5.7	4.8	5.4	2.5	4.7	
N of Valid	229	145	166	159	699	
N of Miss	10	4	3	2	19	

Table 119: In the past year, have you felt depressed or sad MOST days, even if you felt okay sometimes?





Response	6	8	10	12	Total	
NO!	26.1	34.3	23.6	28.5	27.7	
no	27.0	23.8	31.5	36.1	29.5	
yes	33.5	30.8	32.7	20.3	29.7	
YES!	13.5	11.2	12.1	15.2	13.1	
N of Valid	230	143	165	158	696	
N of Miss	9	6	4	3	22	

Table 120: It is all right to beat up people if they start the fight.





Response	6	8	10	12	Total	
NO!	51.7	21.1	19.0	19.0	30.4	
no	22.8	20.4	23.9	23.4	22.7	
yes	15.9	28.9	32.5	31.6	26.0	
YES!	9.5	29.6	24.5	25.9	20.9	
N of Valid	232	142	163	158	695	
N of Miss	7	7	6	3	23	

Table 121: I think it is okay to take something without asking if you can get away with it.





Response	6	8	10	12	Total	
NO!	75.4	55.3	58.2	54.7	62.6	
no	20.3	34.0	33.3	39.0	30.4	
yes	3.0	9.2	5.5	5.7	5.5	
YES!	1.3	1.4	3.0	0.6	1.6	
N of Valid	232	141	165	159	697	
N of Miss	7	8	4	2	21	

Table 122: Sometimes we don't know what we will do as adults, but we may have an idea. Please answer how true these statements may be for you. WHEN I AM AN ADULT I WILL: smoke cigarettes.





Response	6	8	10	12	Total	
NO!	81.4	67.8	66.7	64.6	71.3	
no	14.3	18.2	19.4	14.6	16.4	
yes	3.0	11.9	9.7	17.1	9.6	
YES!	1.3	2.1	4.2	3.8	2.7	
N of Valid	231	143	165	158	697	
N of Miss	8	6	4	3	21	

Table 123: Sometimes we don't know what we will do as adults, but we may have an idea. Please answer how true these statements may be for you. WHEN I AM AN ADULT I WILL: drink beer, wine, or liquor.





Response	6	8	10	12	Total	
NO!	65.9	38.0	32.7	27.2	43.6	
no	17.7	22.5	16.4	16.5	18.1	
yes	15.5	32.4	37.6	44.9	30.8	
YES!	0.9	7.0	13.3	11.4	7.5	
N of Valid	232	142	165	158	697	
N of Miss	7	7	4	3	21	

Table 124: Sometimes we don't know what we will do as adults, but we may have an idea. Please answer how true these statements may be for you. WHEN I AM AN ADULT I WILL: smoke marijuana.





Response	6	8	10	12	Total	
NO!	93.1	82.9	78.7	69.0	82.1	
no	6.5	10.7	14.6	16.5	11.5	
yes	0.4	3.6	6.7	8.9	4.5	
YES!	0.0	2.9	0.0	5.7	1.9	
N of Valid	232	140	164	158	694	
N of Miss	7	9	5	3	24	

Table 125: Sometimes we don't know what we will do as adults, but we may have an idea. Please answer how true these statements may be for you. WHEN I AM AN ADULT I WILL: use LSD, cocaine, amphetamines or another illegal drug.





Response	6	8	10	12	Total	
NO!	96.1	90.8	92.1	88.0	92.3	
no	3.4	8.5	7.3	9.5	6.7	
yes	0.4	0.0	0.0	2.5	0.7	
YES!	0.0	0.7	0.6	0.0	0.3	
N of Valid	232	142	165	158	697	
N of Miss	7	7	4	3	21	

Table 126: How much do you think people risk harming themselves (physically or in other ways) if they: smoked one or more packs of cigarettes per day?


Response	6	8	10	12	Total	
No risk	10.6	6.3	5.5	3.8	7.0	
Slight risk	5.1	4.9	10.3	7.0	6.7	
Moderate risk	21.7	19.7	23.6	24.7	22.4	
Great risk	62.6	69.0	60.6	64.6	63.9	
N of Valid	235	142	165	158	700	
N of Miss	4	7	4	3	18	

Table 127: How much do you think people risk harming themselves (physically or in other ways) if they: try marijuana once or twice?


Response	6	8	10	12	Total	
No risk	12.4	12.1	17.0	29.1	17.2	
Slight risk	17.2	19.3	19.4	22.8	19.4	
Moderate risk	33.0	22.1	24.2	17.7	25.3	
Great risk	37.3	46.4	39.4	30.4	38.1	
N of Valid	233	140	165	158	696	
N of Miss	6	9	4	3	22	

Table 128: How much do you think people risk harming themselves (physically or in other ways) if they: smoke marijuana regularly?


Response	6	8	10	12	Total	
No risk	12.4	9.4	8.6	16.2	11.8	
Slight risk	1.3	6.5	8.6	11.7	6.4	
Moderate risk	10.7	5.8	12.3	15.6	11.2	
Great risk	75.6	78.3	70.4	56.5	70.6	
N of Valid	234	138	162	154	688	
N of Miss	5	11	7	7	30	

Table 129: How much do you think people risk harming themselves (physically or in other ways) if they: take one or two drinks of an alcoholic beverage (beer, wine, liquor) nearly every day?


Response	6	8	10	12	Total	
No risk	13.2	10.6	9.7	8.9	10.9	
Slight risk	22.1	35.5	33.3	31.6	29.6	
Moderate risk	31.5	24.1	30.9	29.7	29.5	
Great risk	33.2	29.8	26.1	29.7	30.0	
N of Valid	235	141	165	158	699	
N of Miss	4	8	4	3	19	

Table 130: How much do you think people risk harming themselves (physically or in other ways) if they: have five or more drinks once or twice each weekend?

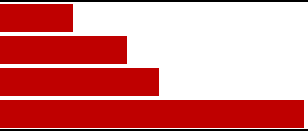
Response	6	8	10	12	Total	
No risk	10.2	11.3	9.1	7.6	9.6	
Slight risk	10.6	19.0	23.6	24.8	18.6	
Moderate risk	25.1	22.5	21.2	26.1	23.9	
Great risk	54.0	47.2	46.1	41.4	47.9	
N of Valid	235	142	165	157	699	
N of Miss	4	7	4	4	19	

Table 131: On how many occasions have you had alcoholic beverages (beer, wine or hard liquor) to drink in your lifetime - more than just a few sips?


Response	6	8	10	12	Total	
0	79.7	52.4	38.5	29.9	53.4	
1-2	12.7	20.0	15.5	8.9	14.0	
3-5	2.1	6.9	9.3	7.6	6.0	
6-9	2.5	4.8	8.7	7.0	5.4	
10-19	1.7	9.0	11.8	10.2	7.4	
20-39	0.8	1.4	5.6	9.6	4.0	
40+	0.4	5.5	10.6	26.8	9.7	
N of Valid	236	145	161	157	699	
N of Miss	3	4	8	4	19	

Table 132: On how many occasions have you had beer, wine or hard liquor to drink during the past 30 days?








Response	6	8	10	12	Total	
0	96.6	83.9	68.5	61.8	79.7	
1-2	2.5	7.7	17.3	14.0	9.6	
3-5	0.8	2.8	8.6	8.3	4.7	
6-9	0.0	3.5	3.1	6.4	2.9	
10-19	0.0	2.1	1.9	4.5	1.9	
20-39	0.0	0.0	0.6	3.8	1.0	
40+	0.0	0.0	0.0	1.3	0.3	
N of Valid	236	143	162	157	698	
N of Miss	3	6	7	4	20	

Table 133: On how many occasions have you used marijuana (grass, pot) or hashish (hash, hash oil) in your lifetime?








Response	6	8	10	12	Total	
0	98.7	88.1	80.6	64.7	84.8	
1-2	0.4	4.2	5.6	7.2	3.9	
3-5	0.4	0.7	3.1	2.0	1.4	
6-9	0.0	1.4	1.9	3.3	1.4	
10-19	0.4	2.1	3.1	2.6	1.9	
20-39	0.0	2.1	1.3	2.6	1.3	
40+	0.0	1.4	4.4	17.6	5.2	
N of Valid	236	143	160	153	692	
N of Miss	3	6	9	8	26	

Table 134: On how many occasions have you used marijuana (grass, pot) or hashish (hash, hash oil) during the past 30 days?








Response	6	8	10	12	Total	
0	99.6	94.4	90.7	80.3	92.1	
1-2	0.4	2.8	4.9	7.0	3.4	
3-5	0.0	0.7	1.9	2.5	1.1	
6-9	0.0	0.7	0.0	3.8	1.0	
10-19	0.0	0.0	1.9	3.2	1.1	
20-39	0.0	0.7	0.6	1.9	0.7	
40+	0.0	0.7	0.0	1.3	0.4	
N of Valid	236	142	162	157	697	
N of Miss	3	7	7	4	21	

Table 135: On how many occasions have you used LSD or other psychedelics in your lifetime?






Response	6	8	10	12	Total	
0	99.6	100.0	97.5	95.5	98.3	
1-2	0.4	0.0	2.5	2.6	1.3	
3-5	0.0	0.0	0.0	0.6	0.1	
6-9	0.0	0.0	0.0	0.0	0.0	
10-19	0.0	0.0	0.0	0.6	0.1	
20-39	0.0	0.0	0.0	0.0	0.0	
40+	0.0	0.0	0.0	0.6	0.1	
N of Valid	232	143	162	156	693	
N of Miss	7	6	7	5	25	

Table 136: On how many occasions have you used LSD or other psychedelics during the past 30 days?




Response	6	8	10	12	Total	
0	100.0	99.3	99.4	100.0	99.7	
1-2	0.0	0.0	0.6	0.0	0.1	
3-5	0.0	0.7	0.0	0.0	0.1	
6-9	0.0	0.0	0.0	0.0	0.0	
10-19	0.0	0.0	0.0	0.0	0.0	
20-39	0.0	0.0	0.0	0.0	0.0	
40+	0.0	0.0	0.0	0.0	0.0	
N of Valid	232	144	162	156	694	
N of Miss	7	5	7	5	24	

Table 137: On how many occasions have you used cocaine or crack in your lifetime?





Response	6	8	10	12	Total	
0	98.3	98.6	98.1	95.5	97.7	
1-2	1.3	0.7	1.2	2.6	1.4	
3-5	0.4	0.7	0.6	0.0	0.4	
6-9	0.0	0.0	0.0	0.0	0.0	
10-19	0.0	0.0	0.0	0.0	0.0	
20-39	0.0	0.0	0.0	0.0	0.0	
40+	0.0	0.0	0.0	1.9	0.4	
N of Valid	233	144	162	156	695	
N of Miss	6	5	7	5	23	

Table 138: On how many occasions have you used cocaine or crack during the past 30 days?





Response	6	8	10	12	Total	
0	100.0	98.6	100.0	99.4	99.6	
1-2	0.0	0.7	0.0	0.0	0.1	
3-5	0.0	0.7	0.0	0.0	0.1	
6-9	0.0	0.0	0.0	0.6	0.1	
10-19	0.0	0.0	0.0	0.0	0.0	
20-39	0.0	0.0	0.0	0.0	0.0	
40+	0.0	0.0	0.0	0.0	0.0	
N of Valid	233	144	162	155	694	
N of Miss	6	5	7	6	24	

Table 139: On how many occasions have you sniffed glue, breathed the contents of an aerosol spray can, or inhaled other gases or sprays, in order to get high in your lifetime?








Response	6	8	10	12	Total	
0	88.8	80.4	86.4	83.4	85.3	
1-2	7.7	9.1	6.2	8.9	7.9	
3-5	0.9	4.2	3.7	5.1	3.2	
6-9	0.9	2.1	2.5	0.6	1.4	
10-19	0.0	2.1	0.0	0.6	0.6	
20-39	0.4	0.7	0.6	0.6	0.6	
40+	1.3	1.4	0.6	0.6	1.0	
N of Valid	233	143	162	157	695	
N of Miss	6	6	7	4	23	

Table 140: On how many occasions have you sniffed glue, breathed the contents of an aerosol spray can, or inhaled other gases or sprays, in order to get high during the past 30 days?







Response	6	8	10	12	Total	
0	97.0	92.3	98.1	98.7	96.7	
1-2	1.7	2.8	1.2	1.3	1.7	
3-5	0.9	2.1	0.0	0.0	0.7	
6-9	0.4	0.7	0.6	0.0	0.4	
10-19	0.0	1.4	0.0	0.0	0.3	
20-39	0.0	0.0	0.0	0.0	0.0	
40+	0.0	0.7	0.0	0.0	0.1	
N of Valid	233	143	162	156	694	
N of Miss	6	6	7	5	24	

Table 141: On how many occasions have you used phenoxydine (pox, px, breeze) in your lifetime?


Response	6	8	10	12	Total	
0	100.0	100.0	100.0	100.0	100.0	
1-2	0.0	0.0	0.0	0.0	0.0	
3-5	0.0	0.0	0.0	0.0	0.0	
6-9	0.0	0.0	0.0	0.0	0.0	
10-19	0.0	0.0	0.0	0.0	0.0	
20-39	0.0	0.0	0.0	0.0	0.0	
40+	0.0	0.0	0.0	0.0	0.0	
N of Valid	229	144	162	157	692	
N of Miss	10	5	7	4	26	

Table 142: On how many occasions have you used phenoxydine (pox, px, breeze) during the past 30 days?


Response	6	8	10	12	Total	
0	100.0	100.0	100.0	100.0	100.0	
1-2	0.0	0.0	0.0	0.0	0.0	
3-5	0.0	0.0	0.0	0.0	0.0	
6-9	0.0	0.0	0.0	0.0	0.0	
10-19	0.0	0.0	0.0	0.0	0.0	
20-39	0.0	0.0	0.0	0.0	0.0	
40+	0.0	0.0	0.0	0.0	0.0	
N of Valid	229	144	161	156	690	
N of Miss	10	5	8	5	28	

Table 143: On how many occasions have you used sedatives (tranquilizers, such as Valium or Xanax, barbiturates, or sleeping pills) without a doctor telling you to take them, in your lifetime?








Response	6	8	10	12	Total	
0	92.3	86.6	80.2	75.2	84.4	
1-2	6.0	5.6	4.3	5.7	5.5	
3-5	0.9	2.8	6.2	3.2	3.0	
6-9	0.0	2.1	1.9	1.3	1.2	
10-19	0.4	0.7	3.1	3.8	1.9	
20-39	0.0	0.7	3.1	3.2	1.6	
40+	0.4	1.4	1.2	7.6	2.4	
N of Valid	233	142	162	157	694	
N of Miss	6	7	7	4	24	

Table 144: On how many occasions have you used sedatives (tranquilizers, such as Valium or Xanax, barbiturates, or sleeping pills) without a doctor telling you to take them, during the past 30 days?







Response	6	8	10	12	Total	
0	97.0	94.4	88.3	85.3	91.8	
1-2	2.1	2.8	8.6	6.4	4.8	
3-5	0.9	2.8	2.5	2.6	2.0	
6-9	0.0	0.0	0.0	3.8	0.9	
10-19	0.0	0.0	0.6	1.3	0.4	
20-39	0.0	0.0	0.0	0.6	0.1	
40+	0.0	0.0	0.0	0.0	0.0	
N of Valid	233	143	162	156	694	
N of Miss	6	6	7	5	24	

Table 145: On how many occasions have you used Methamphetamines (meth, speed, crank, crystal meth) in your lifetime?







Response	6	8	10	12	Total	
0	98.7	97.9	98.8	98.7	98.6	
1-2	1.3	1.4	0.0	0.0	0.7	
3-5	0.0	0.0	0.6	0.0	0.1	
6-9	0.0	0.0	0.6	0.6	0.3	
10-19	0.0	0.7	0.0	0.0	0.1	
20-39	0.0	0.0	0.0	0.0	0.0	
40+	0.0	0.0	0.0	0.6	0.1	
N of Valid	232	144	162	157	695	
N of Miss	7	5	7	4	23	

Table 146: On how many occasions have you used Methamphetamines (meth, speed, crank, crystal meth) in the past 30 days?




Response	6	8	10	12	Total	
0	100.0	98.6	100.0	99.4	99.6	
1-2	0.0	0.7	0.0	0.6	0.3	
3-5	0.0	0.7	0.0	0.0	0.1	
6-9	0.0	0.0	0.0	0.0	0.0	
10-19	0.0	0.0	0.0	0.0	0.0	
20-39	0.0	0.0	0.0	0.0	0.0	
40+	0.0	0.0	0.0	0.0	0.0	
N of Valid	231	144	161	156	692	
N of Miss	8	5	8	5	26	

Table 147: On how many occasions have you used stimulants, other than Methamphetamines (such as amphetamines, Ritalin or Dexedrine) without a doctor telling you to take them, in your lifetime?







Response	6	8	10	12	Total	
0	99.6	97.2	98.1	92.4	97.1	
1-2	0.4	1.4	0.0	4.5	1.4	
3-5	0.0	0.7	1.9	1.3	0.9	
6-9	0.0	0.0	0.0	0.0	0.0	
10-19	0.0	0.7	0.0	0.0	0.1	
20-39	0.0	0.0	0.0	0.6	0.1	
40+	0.0	0.0	0.0	1.3	0.3	
N of Valid	231	144	161	157	693	
N of Miss	8	5	8	4	25	

Table 148: On how many occasions have you used stimulants, other than Methamphetamines (such as amphetamines, Ritalin or Dexedrine) without a doctor telling you to take them, during the past 30 days?


Response	6	8	10	12	Total	
0	100.0	99.3	99.4	99.4	99.6	
1-2	0.0	0.7	0.0	0.6	0.3	
3-5	0.0	0.0	0.6	0.0	0.1	
6-9	0.0	0.0	0.0	0.0	0.0	
10-19	0.0	0.0	0.0	0.0	0.0	
20-39	0.0	0.0	0.0	0.0	0.0	
40+	0.0	0.0	0.0	0.0	0.0	
N of Valid	231	142	161	156	690	
N of Miss	8	7	8	5	28	

Table 149: On how many occasions have you used heroin or other opiates in your lifetime?


Response	6	8	10	12	Total	
0	99.6	97.9	98.8	95.5	98.1	
1-2	0.4	2.1	0.6	0.0	0.7	
3-5	0.0	0.0	0.0	1.9	0.4	
6-9	0.0	0.0	0.6	0.6	0.3	
10-19	0.0	0.0	0.0	0.0	0.0	
20-39	0.0	0.0	0.0	0.0	0.0	
40+	0.0	0.0	0.0	1.9	0.4	
N of Valid	229	143	161	157	690	
N of Miss	10	6	8	4	28	

Table 150: On how many occasions have you used heroin or other opiates during the past 30 days?





Response	6	8	10	12	Total	
0	100.0	99.3	100.0	97.4	99.3	
1-2	0.0	0.7	0.0	1.3	0.4	
3-5	0.0	0.0	0.0	0.0	0.0	
6-9	0.0	0.0	0.0	0.6	0.1	
10-19	0.0	0.0	0.0	0.0	0.0	
20-39	0.0	0.0	0.0	0.6	0.1	
40+	0.0	0.0	0.0	0.0	0.0	
N of Valid	230	143	160	156	689	
N of Miss	9	6	9	5	29	

Table 151: On how many occasions have you used MDMA ('X', 'E', or ecstasy) in your lifetime?





Response	6	8	10	12	Total	
0	100.0	100.0	96.3	93.6	97.7	
1-2	0.0	0.0	3.1	3.2	1.4	
3-5	0.0	0.0	0.6	2.5	0.7	
6-9	0.0	0.0	0.0	0.0	0.0	
10-19	0.0	0.0	0.0	0.6	0.1	
20-39	0.0	0.0	0.0	0.0	0.0	
40+	0.0	0.0	0.0	0.0	0.0	
N of Valid	229	143	161	157	690	
N of Miss	10	6	8	4	28	

Table 152: On how many occasions have you used MDMA ('X', 'E', or ecstasy) during the past 30 days?



Response	6	8	10	12	Total	
0	100.0	100.0	99.4	100.0	99.9	
1-2	0.0	0.0	0.0	0.0	0.0	
3-5	0.0	0.0	0.6	0.0	0.1	
6-9	0.0	0.0	0.0	0.0	0.0	
10-19	0.0	0.0	0.0	0.0	0.0	
20-39	0.0	0.0	0.0	0.0	0.0	
40+	0.0	0.0	0.0	0.0	0.0	
N of Valid	229	142	160	155	686	
N of Miss	10	7	9	6	32	

Table 153: On how many occasions have you taken prescription drugs (such as Valium, Xanax, Ritalin, Adderall, OxyContin, Darvocet, or sleeping pills) on your own-that is, without a doctor telling you to take them in your lifetime?








Response	6	8	10	12	Total	
0	96.5	90.0	81.4	74.5	86.6	
1-2	0.4	5.7	8.1	1.9	3.6	
3-5	2.2	1.4	2.5	5.7	2.9	
6-9	0.4	2.1	1.9	4.5	2.0	
10-19	0.0	0.0	3.7	2.5	1.5	
20-39	0.0	0.7	1.2	2.5	1.0	
40+	0.4	0.0	1.2	8.3	2.3	
N of Valid	231	140	161	157	689	
N of Miss	8	9	8	4	29	

Table 154: On how many occasions have you taken prescription drugs (such as Valium, Xanax, Ritalin, Adderall, OxyContin, Darvocet, or sleeping pills) on your own-that is, without a doctor telling you to take them during the past 30 days?







Response	6	8	10	12	Total	
0	98.3	96.5	93.8	87.8	94.5	
1-2	0.9	2.1	5.0	4.5	2.9	
3-5	0.4	0.0	0.6	3.8	1.2	
6-9	0.0	1.4	0.6	1.3	0.7	
10-19	0.4	0.0	0.0	1.9	0.6	
20-39	0.0	0.0	0.0	0.0	0.0	
40+	0.0	0.0	0.0	0.6	0.1	
N of Valid	231	141	161	156	689	
N of Miss	8	8	8	5	29	

Table 155: On how many occasions have you taken non-prescription medicines such as diet pills (for example, Dietac, Dexatrim or Prolamine), stay-awake pills (for example No-Doz, Vivarin, or Wake), or cough or cold medicines (robos, DXM, etc.) to get high in your lifetime?








Response	6	8	10	12	Total	
0	96.5	92.9	88.2	84.7	91.1	
1-2	0.9	2.8	3.7	5.1	2.9	
3-5	0.9	1.4	2.5	3.2	1.9	
6-9	1.3	1.4	3.7	2.5	2.2	
10-19	0.0	0.0	0.6	1.9	0.6	
20-39	0.4	0.7	0.6	0.6	0.6	
40+	0.0	0.7	0.6	1.9	0.7	
N of Valid	230	141	161	157	689	
N of Miss	9	8	8	4	29	

Table 156: On how many occasions have you taken non-prescription medicines such as diet pills (for example, Dietac, Dexatrim or Prolamine), stay-awake pills (for example No-Doz, Vivarin, or Wake), or cough or cold medicines (robos, DXM, etc.) to get high during the past 30 days?







Response	6	8	10	12	Total	
0	99.6	95.0	93.8	96.8	96.7	
1-2	0.4	2.8	3.8	2.6	2.2	
3-5	0.0	0.0	0.6	0.0	0.1	
6-9	0.0	1.4	1.3	0.0	0.6	
10-19	0.0	0.0	0.6	0.0	0.1	
20-39	0.0	0.7	0.0	0.6	0.3	
40+	0.0	0.0	0.0	0.0	0.0	
N of Valid	230	141	160	156	687	
N of Miss	9	8	9	5	31	

Table 157: On how many occasions have you been drunk or very high from drinking alcoholic beverages during the past 30 days?








Response	6	8	10	12	Total	
0	97.8	88.7	82.5	73.2	86.8	
1-2	2.2	4.2	10.0	9.6	6.1	
3-5	0.0	1.4	2.5	6.4	2.3	
6-9	0.0	0.7	0.0	2.5	0.7	
10-19	0.0	2.1	3.8	3.2	2.0	
20-39	0.0	1.4	0.6	3.2	1.2	
40+	0.0	1.4	0.6	1.9	0.9	
N of Valid	232	142	160	157	691	
N of Miss	7	7	9	4	27	

Table 158: Think back over the last two weeks. How many times have you had five or more alcoholic drinks in a row?







Response	6	8	10	12	Total	
None	96.0	88.0	79.6	71.0	84.8	
Once	3.1	3.5	6.8	9.0	5.4	
Twice	0.4	2.8	5.6	4.5	3.1	
3-5 times	0.4	2.1	4.9	11.0	4.2	
6-9 times	0.0	1.4	1.2	0.6	0.7	
10 or more times	0.0	2.1	1.9	3.9	1.8	
N of Valid	226	142	162	155	685	
N of Miss	13	7	7	6	33	

Table 159: Have you ever used smokeless tobacco (chew, snuff, plug, dipping tobacco, or chewing tobacco)?






Response	6	8	10	12	Total	
Never	88.9	74.3	69.1	65.2	75.8	
Once or Twice	8.9	16.4	13.6	10.3	11.9	
Once in a while but not regularly	1.8	5.7	4.9	7.7	4.7	
Regularly in the past	0.4	1.4	3.1	4.5	2.2	
Regularly now	0.0	2.1	9.3	12.3	5.4	
N of Valid	225	140	162	155	682	
N of Miss	14	9	7	6	36	

Table 160: How often have you taken smokeless tobacco during the past 30 days?







Response	6	8	10	12	Total	
Not at all	98.7	82.9	84.6	79.9	87.8	
Once or twice	0.9	12.1	4.3	5.8	5.1	
Once or twice per week	0.4	0.0	0.6	1.9	0.7	
Three to five times per week	0.0	1.4	1.2	0.6	0.7	
About once a day	0.0	1.4	2.5	1.9	1.3	
More than once a day	0.0	2.1	6.8	9.7	4.3	
N of Valid	225	140	162	154	681	
N of Miss	14	9	7	7	37	

Table 161: Have you ever smoked cigarettes?






Response	6	8	10	12	Total	
Never	87.6	62.9	54.0	46.8	65.3	
Once or Twice	9.3	20.7	15.5	15.6	14.6	
Once in a while but not regularly	1.3	7.9	11.2	13.0	7.6	
Regularly in the past	1.8	5.0	7.5	6.5	4.9	
Regularly now	0.0	3.6	11.8	18.2	7.6	
N of Valid	225	140	161	154	680	
N of Miss	14	9	8	7	38	

Table 162: How frequently have you smoked cigarettes during the past 30 days?








Response	6	8	10	12	Total	
Not at all	96.5	87.9	81.5	69.0	84.9	
Less than one cigarette per day	3.5	6.4	4.9	10.3	6.0	
One to five cigarettes per day	0.0	2.8	7.4	10.3	4.7	
About one-half pack per day	0.0	1.4	3.1	4.5	2.0	
About one pack per day	0.0	0.7	0.0	3.9	1.0	
About one and one-half packs per day	0.0	0.7	2.5	0.6	0.9	
Two packs or more per day	0.0	0.0	0.6	1.3	0.4	
N of Valid	226	141	162	155	684	
N of Miss	13	8	7	6	34	

Table 163: During the last month, about how many marijuana cigarettes, or the equivalent, did you smoke a day, on the average?








Response	6	8	10	12	Total	
None	98.2	91.4	92.5	83.2	92.1	
Less than 1 a day	1.8	1.4	3.7	7.1	3.4	
1 a day	0.0	3.6	1.2	1.3	1.3	
2-3 a day	0.0	2.1	1.2	5.2	1.9	
4-6 a day	0.0	0.7	0.6	1.9	0.7	
7-10 a day	0.0	0.0	0.0	1.3	0.3	
11 or more a day	0.0	0.7	0.6	0.0	0.3	
N of Valid	226	140	161	155	682	
N of Miss	13	9	8	6	36	

Table 164: If you drank alcohol (not just a sip or taste) in the past year, how did you usually get it?













Response	6	8	10	12	Total	
I did not drink alcohol in the past year	91.0	66.7	53.5	41.8	65.9	
I bought it myself with a fake ID	0.0	1.5	0.6	0.0	0.5	
I bought it myself without a fake ID	0.0	0.0	0.6	0.0	0.2	
I got it from someone I know age 21 or older	3.2	5.9	15.9	30.1	12.9	
I got it from someone I know under age 21	0.5	5.2	3.2	12.4	4.8	
I got it from my brother or sister	0.0	0.7	3.8	1.3	1.4	
I got it from home with my parents' permission	1.4	5.9	4.5	2.0	3.2	
I got it from home without my parents' permission	0.0	3.0	5.7	0.0	2.0	
I got it from another relative	0.5	3.0	3.8	3.3	2.4	
A stranger bought it for me	0.0	0.0	1.9	0.0	0.5	
I took it from a store or shop	0.0	0.7	0.0	0.0	0.2	
Other	3.6	7.4	6.4	9.2	6.3	
N of Valid	221	135	157	153	666	
N of Miss	18	14	12	8	52	

Table 165: If you drank alcohol (not just a sip or taste) in the past year, where did you usually drink it?










Response	6	8	10	12	Total	
I did not drink alcohol in the past year	92.3	65.2	52.9	40.1	65.6	
at my home	2.7	16.7	13.5	9.2	9.5	
at someone else's home	3.2	10.6	21.9	39.5	17.4	
at an open area like a park, beach, field, back road, woods, or a street corner	0.9	3.8	8.4	8.6	5.0	
at a sporting event or concert	0.0	2.3	1.9	0.7	1.1	
at a restaurant, bar, or a nightclub	0.5	0.8	1.3	0.7	0.8	
at an empty building or a construction site	0.5	0.8	0.0	0.0	0.3	
at a hotel/motel	0.0	0.0	0.0	0.0	0.0	
in a car	0.0	0.0	0.0	0.7	0.2	
at school	0.0	0.0	0.0	0.7	0.2	
N of Valid	221	132	155	152	660	
N of Miss	18	17	14	9	58	

Table 166: If you smoked cigarettes (not just a puff or drag) in the past year, how did you usually get them?












Response	6	8	10	12	Total	
I did not smoke cigarettes in the past year	94.5	76.3	75.2	64.9	79.5	
I bought them myself with a fake ID	0.0	1.5	0.0	0.0	0.3	
I bought them myself without a fake ID	0.0	0.0	1.3	13.6	3.5	
I got them from someone I know age 18 or older	1.8	3.1	8.9	10.4	5.7	
I got them from someone I know under age 18	0.5	3.1	2.5	3.2	2.1	
I got them from my brother or sister	0.0	2.3	0.0	0.0	0.5	
I got them from home with my parents' permission	0.0	1.5	2.5	0.0	0.9	
I got them from home without my parents' permission	0.9	3.8	0.6	1.9	1.7	
I got them from another relative	0.0	0.0	3.8	0.6	1.1	
A stranger bought them for me	0.0	0.0	1.3	0.0	0.3	
I took them from a store or shop	0.0	0.0	0.0	0.0	0.0	
Other	2.3	8.4	3.8	5.2	4.5	
N of Valid	220	131	157	154	662	
N of Miss	19	18	12	7	56	

Table 167: If you smoked cigarettes (not just a puff or drag) in the past year, where did you usually smoke them?

Response	6	8	10	12	Total	
I did not smoke cigarettes in the past year	96.3	77.9	78.4	67.6	81.9	
at my home	1.4	4.6	5.9	12.8	5.7	
at someone else's home	0.9	10.7	5.2	6.1	5.1	
at an open area like a park, beach, field, back road, woods, or a street corner	0.9	5.3	5.9	3.4	3.5	
at a sporting event or concert	0.0	0.0	0.0	0.0	0.0	
at a restaurant, bar, or a nightclub	0.5	0.0	1.3	0.0	0.5	
at an empty building or a construction site	0.0	0.8	0.0	0.0	0.2	
at a hotel/motel	0.0	0.0	0.0	0.7	0.2	
in a car	0.0	0.0	2.6	8.8	2.6	
at school	0.0	0.8	0.7	0.7	0.5	
N of Valid	219	131	153	148	651	
N of Miss	20	18	16	13	67	

Table 168: During the past 30 days, how many times did you ride in a car or other vehicle driven by someone who had been drinking alcohol?

Response	6	8	10	12	Total	
0 times	85.3	69.1	75.8	71.6	76.6	
1 time	7.6	14.4	9.3	13.5	10.8	
2 or 3 times	5.4	8.6	10.6	7.1	7.7	
4 or 5 times	0.4	2.2	0.6	2.6	1.3	
6 or more times	1.3	5.8	3.7	5.2	3.7	
N of Valid	224	139	161	155	679	
N of Miss	15	10	8	6	39	

Table 169: During the past 30 days, how many times did you drive a car or other vehicle when you had been drinking alcohol?







Response	6	8	10	12	Total	
I did not drive a car in the past 30 days	56.8	50.0	48.8	27.7	46.8	
0 times	41.4	44.0	44.4	55.5	45.9	
1 time	1.8	2.2	2.5	7.1	3.3	
2 or 3 times	0.0	1.5	1.9	5.8	2.1	
4 or 5 times	0.0	0.7	0.6	0.6	0.4	
6 or more times	0.0	1.5	1.9	3.2	1.5	
N of Valid	220	134	160	155	669	
N of Miss	19	15	9	6	49	

Table 170: How wrong would most adults (over 21) in your neighborhood think it is for kids your age: to use marijuana?





Response	6	8	10	12	Total	
Very wrong	90.7	86.9	72.0	66.9	80.1	
Wrong	6.2	9.5	17.4	18.2	12.2	
A little bit wrong	2.2	2.9	6.2	10.4	5.2	
Not wrong at all	0.9	0.7	4.3	4.5	2.5	
N of Valid	226	137	161	154	678	
N of Miss	13	12	8	7	40	

Table 171: How wrong would most adults (over 21) in your neighborhood think it is for kids your age: to drink alcohol?





Response	6	8	10	12	Total	
Very wrong	79.2	62.8	42.5	34.6	57.1	
Wrong	8.8	17.5	27.5	30.1	19.8	
A little bit wrong	9.7	13.1	18.1	26.1	16.1	
Not wrong at all	2.2	6.6	11.9	9.2	7.0	
N of Valid	226	137	160	153	676	
N of Miss	13	12	9	8	42	

Table 172: How wrong would most adults (over 21) in your neighborhood think it is for kids your age: to smoke cigarettes?





Response	6	8	10	12	Total	
Very wrong	79.1	67.6	40.9	34.6	57.7	
Wrong	11.6	13.2	27.0	26.8	19.0	
A little bit wrong	6.7	14.7	20.8	20.9	14.9	
Not wrong at all	2.7	4.4	11.3	17.6	8.5	
N of Valid	225	136	159	153	673	
N of Miss	14	13	10	8	45	

Table 173: How much do each of the following statements describe your neighborhood? crime and/or drug selling





Response	6	8	10	12	Total	
NO!	80.9	68.9	60.6	55.2	67.8	
no	13.8	25.2	26.3	24.7	21.5	
yes	4.4	5.2	10.6	16.2	8.8	
YES!	0.9	0.7	2.5	3.9	1.9	
N of Valid	225	135	160	154	674	
N of Miss	14	14	9	7	44	

Table 174: How much do each of the following statements describe your neighborhood? fights





Response	6	8	10	12	Total	
NO!	71.0	57.0	46.9	44.8	56.5	
no	16.5	22.2	23.8	33.1	23.2	
yes	8.9	12.6	24.4	18.8	15.6	
YES!	3.6	8.1	5.0	3.2	4.8	
N of Valid	224	135	160	154	673	
N of Miss	15	14	9	7	45	

Table 175: How much do each of the following statements describe your neighborhood? lots of empty or abandoned buildings

Response	6	8	10	12	Total	
NO!	67.0	60.3	51.9	53.2	58.9	
no	23.2	22.8	33.8	37.0	28.8	
yes	7.6	14.7	11.9	9.1	10.4	
YES!	2.2	2.2	2.5	0.6	1.9	
N of Valid	224	136	160	154	674	
N of Miss	15	13	9	7	44	

Table 176: How much do each of the following statements describe your neighborhood? lots of graffiti

Response	6	8	10	12	Total	
NO!	81.1	75.7	73.8	68.2	75.3	
no	15.3	19.1	20.6	31.2	21.0	
yes	2.3	2.9	3.1	0.6	2.2	
YES!	1.4	2.2	2.5	0.0	1.5	
N of Valid	222	136	160	154	672	
N of Miss	17	13	9	7	46	

Table 177: If I had to move, I would miss the neighborhood I now live in.

Response	6	8	10	12	Total	
NO!	6.2	10.9	22.4	15.6	13.1	
no	8.4	16.7	13.7	20.8	14.1	
yes	25.2	30.4	29.2	36.4	29.7	
YES!	60.2	42.0	34.8	27.3	43.0	
N of Valid	226	138	161	154	679	
N of Miss	13	11	8	7	39	

Table 178: My neighbors notice when I am doing a good job and let me know about it.

Response	6	8	10	12	Total	
NO!	30.5	26.3	33.3	41.2	32.7	
no	30.5	41.6	38.4	42.5	37.3	
yes	19.9	19.0	23.9	11.1	18.7	
YES!	19.0	13.1	4.4	5.2	11.3	
N of Valid	226	137	159	153	675	
N of Miss	13	12	10	8	43	

Table 179: I like my neighborhood.

Response	6	8	10	12	Total	
NO!	5.8	8.0	16.3	12.3	10.2	
no	7.1	10.1	16.3	19.5	12.7	
yes	27.1	45.7	37.5	48.1	38.1	
YES!	60.0	36.2	30.0	20.1	39.0	
N of Valid	225	138	160	154	677	
N of Miss	14	11	9	7	41	

Table 180: There are lots of adults in my neighborhood I could talk to about something important.

Response	6	8	10	12	Total	
NO!	15.1	21.0	34.8	24.7	23.2	
no	31.6	34.8	28.0	37.0	32.6	
yes	23.1	21.0	24.8	28.6	24.3	
YES!	30.2	23.2	12.4	9.7	19.9	
N of Valid	225	138	161	154	678	
N of Miss	14	11	8	7	40	

Table 181: I'd like to get out of my neighborhood.

Response	6	8	10	12	Total	
NO!	59.6	43.1	40.6	24.0	43.6	
no	28.9	39.4	27.5	43.5	34.0	
yes	7.6	10.9	18.1	20.1	13.6	
YES!	4.0	6.6	13.8	12.3	8.7	
N of Valid	225	137	160	154	676	
N of Miss	14	12	9	7	42	

Table 182: There are people in my neighborhood who are proud of me when I do something well.

Response	6	8	10	12	Total	
NO!	11.7	16.1	28.3	24.0	19.3	
no	26.5	30.7	22.0	31.8	27.5	
yes	33.2	32.8	37.7	33.8	34.3	
YES!	28.7	20.4	11.9	10.4	18.9	
N of Valid	223	137	159	154	673	
N of Miss	16	12	10	7	45	

Table 183: There are people in my neighborhood who encourage me to do my best.

Response	6	8	10	12	Total	
NO!	10.7	16.1	28.1	24.7	19.1	
no	25.3	27.0	23.1	30.5	26.3	
yes	32.0	34.3	35.6	33.8	33.7	
YES!	32.0	22.6	13.1	11.0	20.9	
N of Valid	225	137	160	154	676	
N of Miss	14	12	9	7	42	

Table 184: I feel safe in my neighborhood.

Response	6	8	10	12	Total
NO!	4.9	9.5	14.4	7.8	8.7
no	9.4	14.6	8.8	9.1	10.2
yes	34.8	30.7	43.8	46.8	38.8
YES!	50.9	45.3	33.1	36.4	42.2
N of Valid	224	137	160	154	675
N of Miss	15	12	9	7	43

Table 185: Which of the following activities for people your age are available in your community? sports teams?

Response	6	8	10	12	Total
No	13.8	15.1	14.4	9.7	13.3
Yes	86.2	84.9	85.6	90.3	86.7
N of Valid	225	139	160	154	678
N of Miss	14	10	9	7	40

Table 186: Which of the following activities for people your age are available in your community? scouting?

Response	6	8	10	12	Total
No	34.2	53.7	57.7	49.3	47.1
Yes	65.8	46.3	42.3	50.7	52.9
N of Valid	222	134	156	152	664
N of Miss	17	15	13	9	54

Table 187: Which of the following activities for people your age are available in your community? boys and girls clubs?



Response	6	8	10	12	Total	
No	40.4	40.9	52.9	48.7	45.3	
Yes	59.6	59.1	47.1	51.3	54.7	
N of Valid	223	137	157	152	669	
N of Miss	16	12	12	9	49	

Table 188: Which of the following activities for people your age are available in your community? 4-H clubs?



Response	6	8	10	12	Total	
No	17.0	28.7	23.4	20.9	21.8	
Yes	83.0	71.3	76.6	79.1	78.2	
N of Valid	223	136	158	153	670	
N of Miss	16	13	11	8	48	

Table 189: Which of the following activities for people your age are available in your community? service clubs?



Response	6	8	10	12	Total	
No	40.5	41.9	36.9	26.3	36.7	
Yes	59.5	58.1	63.1	73.7	63.3	
N of Valid	220	136	157	152	665	
N of Miss	19	13	12	9	53	

Table 190: If a kid smoked marijuana in your neighborhood would he or she be caught by the police?





Response	6	8	10	12	Total	
NO!	13.0	17.2	20.9	30.1	19.6	
no	23.3	33.6	51.3	49.0	37.9	
yes	30.5	24.6	17.7	15.7	22.9	
YES!	33.2	24.6	10.1	5.2	19.6	
N of Valid	223	134	158	153	668	
N of Miss	16	15	11	8	50	

Table 191: If a kid drank some beer, wine or hard liquor (for example, vodka, whiskey, or gin) in your neighborhood would he or she be caught by the police?





Response	6	8	10	12	Total	
NO!	14.7	28.9	26.4	30.1	23.8	
no	30.4	34.1	62.3	54.2	44.1	
yes	29.0	20.7	7.5	13.1	18.6	
YES!	25.9	16.3	3.8	2.6	13.4	
N of Valid	224	135	159	153	671	
N of Miss	15	14	10	8	47	

Table 192: If a kid carried a handgun in your neighborhood would he or she be caught by the police?





Response	6	8	10	12	Total	
NO!	11.2	20.3	17.1	21.6	16.8	
no	20.6	21.8	41.1	38.6	29.8	
yes	31.4	27.1	25.9	26.8	28.2	
YES!	36.8	30.8	15.8	13.1	25.2	
N of Valid	223	133	158	153	667	
N of Miss	16	16	11	8	51	

Table 193: If you wanted to get some cigarettes, how easy would it be for you to get some?





Response	6	8	10	12	Total	
Very hard	68.0	41.0	20.1	7.8	37.4	
Sort of hard	9.5	14.2	12.6	7.8	10.8	
Sort of easy	12.6	17.2	25.8	15.6	17.3	
Very easy	9.9	27.6	41.5	68.8	34.5	
N of Valid	222	134	159	154	669	
N of Miss	17	15	10	7	49	

Table 194: If you wanted to get some beer, wine or hard liquor (for example, vodka, whiskey, or gin), how easy would it be for you to get some?





Response	6	8	10	12	Total	
Very hard	68.9	38.8	16.5	8.4	36.5	
Sort of hard	10.4	16.4	8.9	12.3	11.7	
Sort of easy	9.9	17.9	34.2	34.4	22.9	
Very easy	10.8	26.9	40.5	44.8	28.9	
N of Valid	222	134	158	154	668	
N of Miss	17	15	11	7	50	

Table 195: If you wanted to get a drug like cocaine, LSD, or amphetamines, how easy would it be for you to get some?





Response	6	8	10	12	Total	
Very hard	95.0	79.9	58.5	41.6	71.0	
Sort of hard	3.2	9.7	22.0	30.5	15.2	
Sort of easy	0.9	4.5	8.8	16.2	7.0	
Very easy	0.9	6.0	10.7	11.7	6.7	
N of Valid	222	134	159	154	669	
N of Miss	17	15	10	7	49	

Table 196: If you wanted to get a handgun, how easy would it be for you to get one?





Response	6	8	10	12	Total	
Very hard	64.4	50.0	41.5	39.6	50.4	
Sort of hard	17.1	16.4	23.9	21.4	19.6	
Sort of easy	9.0	12.7	16.4	18.8	13.8	
Very easy	9.5	20.9	18.2	20.1	16.3	
N of Valid	222	134	159	154	669	
N of Miss	17	15	10	7	49	

Table 197: If you wanted to get some marijuana, how easy would it be for you to get some?





Response	6	8	10	12	Total	
Very hard	90.5	73.7	36.5	23.4	58.8	
Sort of hard	4.5	8.3	17.6	11.7	10.0	
Sort of easy	2.7	7.5	14.5	19.5	10.3	
Very easy	2.3	10.5	31.4	45.5	20.8	
N of Valid	222	133	159	154	668	
N of Miss	17	16	10	7	50	

Table 198: During the past 12 months, have you participated in any alcohol prevention programs or seen any alcohol prevention messages in your school or community?
Yes, a school-based program focused on preventing underage drinking and/or drinking and driving.



Response	6	8	10	12	Total	
No	60.7	66.4	71.0	69.6	66.3	
Yes	39.3	33.6	29.0	30.4	33.7	
N of Valid	239	149	169	161	718	
N of Miss	0	0	0	0	0	

Table 199: During the past 12 months, have you participated in any alcohol prevention programs or seen any alcohol prevention messages in your school or community? Yes, a community-based program focused on preventing underage drinking and/or drinking and driving (for example, through your church or temple or through youth groups like Boys and Girls Club or 4-H).



Response	6	8	10	12	Total	
No	79.5	89.9	94.1	93.8	88.3	
Yes	20.5	10.1	5.9	6.2	11.7	
N of Valid	239	149	169	161	718	
N of Miss	0	0	0	0	0	

Table 200: During the past 12 months, have you participated in any alcohol prevention programs or seen any alcohol prevention messages in your school or community? Yes, a media campaign addressing underage drinking and/or drinking and driving (for example, newspaper ads, posters, pamphlets, radio, TV).



Response	6	8	10	12	Total	
No	86.6	86.6	89.9	88.8	87.9	
Yes	13.4	13.4	10.1	11.2	12.1	
N of Valid	239	149	169	161	718	
N of Miss	0	0	0	0	0	

Table 201: During the past 12 months, have you participated in any alcohol prevention programs or seen any alcohol prevention messages in your school or community? No



Response	6	8	10	12	Total	
No	59.8	52.3	45.6	45.3	51.7	
Yes	40.2	47.7	54.4	54.7	48.3	
N of Valid	239	149	169	161	718	
N of Miss	0	0	0	0	0	

Table 202: How wrong do your parents feel it would be for YOU to: drink beer, wine or hard liquor (for example, vodka, whiskey or gin) regularly?

Response	6	8	10	12	Total	
Very wrong	89.4	74.6	57.7	49.3	69.7	
Wrong	5.5	14.2	23.1	24.0	15.7	
A little bit wrong	4.6	6.7	10.9	19.3	9.9	
Not wrong at all	0.5	4.5	8.3	7.3	4.7	
N of Valid	217	134	156	150	657	
N of Miss	22	15	13	11	61	

Table 203: How wrong do your parents feel it would be for YOU to: smoke cigarettes?

Response	6	8	10	12	Total	
Very wrong	90.3	85.8	66.7	58.0	76.4	
Wrong	6.9	6.7	20.5	20.7	13.2	
A little bit wrong	2.3	4.5	6.4	14.0	6.4	
Not wrong at all	0.5	3.0	6.4	7.3	4.0	
N of Valid	217	134	156	150	657	
N of Miss	22	15	13	11	61	

Table 204: How wrong do your parents feel it would be for YOU to: smoke marijuana?

Response	6	8	10	12	Total	
Very wrong	97.2	91.9	84.5	75.3	88.1	
Wrong	2.3	4.4	6.5	13.3	6.2	
A little bit wrong	0.0	1.5	6.5	7.3	3.5	
Not wrong at all	0.5	2.2	2.6	4.0	2.1	
N of Valid	217	135	155	150	657	
N of Miss	22	14	14	11	61	

Table 205: How wrong do your parents feel it would be for YOU to: steal something worth more than \$5?





Response	6	8	10	12	Total	
Very wrong	84.3	87.3	84.1	82.1	84.4	
Wrong	13.4	8.2	11.5	14.6	12.1	
A little bit wrong	2.3	3.0	1.3	2.6	2.3	
Not wrong at all	0.0	1.5	3.2	0.7	1.2	
N of Valid	217	134	157	151	659	
N of Miss	22	15	12	10	59	

Table 206: How wrong do your parents feel it would be for YOU to: draw graffiti, write things, or draw pictures on buildings or other property (without the owner's permission)?





Response	6	8	10	12	Total	
Very wrong	90.3	86.6	81.9	77.5	84.6	
Wrong	6.5	6.7	12.9	15.2	10.0	
A little bit wrong	2.3	3.0	1.9	4.6	2.9	
Not wrong at all	0.9	3.7	3.2	2.6	2.4	
N of Valid	217	134	155	151	657	
N of Miss	22	15	14	10	61	

Table 207: How wrong do your parents feel it would be for YOU to: pick a fight with someone?





Response	6	8	10	12	Total	
Very wrong	70.2	55.6	51.0	49.7	57.9	
Wrong	19.5	23.7	27.1	26.5	23.8	
A little bit wrong	7.0	13.3	15.5	19.9	13.3	
Not wrong at all	3.3	7.4	6.5	4.0	5.0	
N of Valid	215	135	155	151	656	
N of Miss	24	14	14	10	62	

Table 208: During the past 12 months, have you talked with at least one of your parents about the dangers of underage drinking and/or drinking and driving? By parents, we mean either your biological parents, adoptive parents, stepparents, or adult guardians - whether or not they live with you.



Response	6	8	10	12	Total	
No	47.4	58.6	51.0	55.8	52.5	
Yes	52.6	41.4	49.0	44.2	47.5	
N of Valid	211	133	149	147	640	
N of Miss	28	16	20	14	78	

Table 209: Have any of your brothers or sisters ever: drunk beer, wine or hard liquor (for example, vodka, whiskey or gin)?




Response	6	8	10	12	Total	
No	74.3	53.0	36.3	28.0	50.4	
Yes	22.5	41.0	60.5	69.3	46.0	
I don't have any brothers or sisters	3.2	6.0	3.2	2.7	3.6	
N of Valid	218	134	157	150	659	
N of Miss	21	15	12	11	59	

Table 210: Have any of your brothers or sisters ever: smoked marijuana?




Response	6	8	10	12	Total	
No	94.0	75.9	68.4	57.3	75.9	
Yes	2.8	18.0	28.4	40.0	20.5	
I don't have any brothers or sisters	3.2	6.0	3.2	2.7	3.7	
N of Valid	217	133	155	150	655	
N of Miss	22	16	14	11	63	

Table 211: Have any of your brothers or sisters ever: smoked cigarettes?




Response	6	8	10	12	Total	
No	78.0	59.0	46.8	40.7	58.2	
Yes	18.8	35.1	49.4	56.7	38.0	
I don't have any brothers or sisters	3.2	6.0	3.9	2.7	3.8	
N of Valid	218	134	154	150	656	
N of Miss	21	15	15	11	62	

Table 212: Have any of your brothers or sisters ever: taken a handgun to school?




Response	6	8	10	12	Total	
No	96.3	92.5	93.5	96.0	94.8	
Yes	0.5	1.5	3.2	1.3	1.5	
I don't have any brothers or sisters	3.2	6.0	3.2	2.7	3.7	
N of Valid	217	133	155	150	655	
N of Miss	22	16	14	11	63	

Table 213: Have any of your brothers or sisters ever: been suspended or expelled from school?




Response	6	8	10	12	Total	
No	79.3	71.6	72.3	69.1	73.7	
Yes	17.5	22.4	24.5	28.2	22.6	
I don't have any brothers or sisters	3.2	6.0	3.2	2.7	3.7	
N of Valid	217	134	155	149	655	
N of Miss	22	15	14	12	63	

Table 214: The rules in my family are clear.

Response	6	8	10	12	Total	
NO!	1.4	2.3	5.7	2.7	2.9	
no	8.3	9.0	10.1	8.7	9.0	
yes	34.1	34.6	39.6	50.3	39.2	
YES!	56.2	54.1	44.7	38.3	48.9	
N of Valid	217	133	159	149	658	
N of Miss	22	16	10	12	60	

Table 215: People in my family often insult or yell at each other.

Response	6	8	10	12	Total	
NO!	36.7	31.8	21.5	20.8	28.4	
no	34.4	34.1	41.1	47.7	39.0	
yes	23.7	22.0	27.2	24.2	24.3	
YES!	5.1	12.1	10.1	7.4	8.3	
N of Valid	215	132	158	149	654	
N of Miss	24	17	11	12	64	

Table 216: When I am not at home, one of my parents knows where I am and who I am with.

Response	6	8	10	12	Total	
NO!	3.2	4.5	5.1	2.0	3.7	
no	2.3	5.3	10.8	14.0	7.6	
yes	25.5	31.6	34.8	48.7	34.2	
YES!	69.0	58.6	49.4	35.3	54.5	
N of Valid	216	133	158	150	657	
N of Miss	23	16	11	11	61	

Table 217: We argue about the same things in my family over and over.

Response	6	8	10	12	Total	
NO!	38.6	24.4	13.9	15.4	24.5	
no	34.4	39.7	43.7	48.3	40.9	
yes	17.7	19.1	26.6	24.8	21.7	
YES!	9.3	16.8	15.8	11.4	12.9	
N of Valid	215	131	158	149	653	
N of Miss	24	18	11	12	65	

Table 218: If you drank some beer or wine or liquor (for example, vodka, whiskey, or gin) without your parents' permission, would you be caught by your parents?

Response	6	8	10	12	Total	
NO!	7.9	21.2	14.6	22.7	15.7	
no	10.3	19.0	39.5	46.0	27.2	
yes	22.0	24.1	21.7	15.3	20.8	
YES!	59.8	35.8	24.2	16.0	36.3	
N of Valid	214	137	157	150	658	
N of Miss	25	12	12	11	60	

Table 219: My family has clear rules about alcohol and drug use.

Response	6	8	10	12	Total	
NO!	2.3	3.6	4.5	5.4	3.8	
no	6.6	10.1	9.6	16.8	10.4	
yes	21.1	26.8	35.9	34.9	29.0	
YES!	70.0	59.4	50.0	43.0	56.9	
N of Valid	213	138	156	149	656	
N of Miss	26	11	13	12	62	

Table 220: If you carried a handgun without your parents' permission, would you be caught by your parents?

Response	6	8	10	12	Total	
NO!	2.3	13.8	7.7	9.9	7.8	
no	4.2	10.9	14.1	20.5	11.7	
yes	20.2	22.5	24.4	29.1	23.7	
YES!	73.2	52.9	53.8	40.4	56.8	
N of Valid	213	138	156	151	658	
N of Miss	26	11	13	10	60	

Table 221: If you skipped school would you be caught by your parents?

Response	6	8	10	12	Total	
NO!	2.8	13.0	7.0	9.3	7.4	
no	9.9	6.5	22.3	33.1	17.5	
yes	16.4	26.8	28.0	28.5	24.1	
YES!	70.9	53.6	42.7	29.1	51.0	
N of Valid	213	138	157	151	659	
N of Miss	26	11	12	10	59	

Table 222: Do you feel very close to your mother?

Response	6	8	10	12	Total	
NO!	3.8	9.6	14.0	8.0	8.4	
no	5.7	14.7	13.4	16.0	11.8	
yes	20.4	25.7	34.4	37.3	28.7	
YES!	70.1	50.0	38.2	38.7	51.1	
N of Valid	211	136	157	150	654	
N of Miss	28	13	12	11	64	

Table 223: Do you share your thoughts and feelings with your mother?

Response	6	8	10	12	Total	
NO!	8.6	13.3	15.9	12.1	12.2	
no	14.8	28.1	21.7	24.2	21.4	
yes	23.9	21.5	32.5	33.6	27.7	
YES!	52.6	37.0	29.9	30.2	38.8	
N of Valid	209	135	157	149	650	
N of Miss	30	14	12	12	68	

Table 224: My parents ask me what I think before most family decisions affecting me are made.

Response	6	8	10	12	Total	
NO!	8.1	11.9	22.9	12.7	13.5	
no	17.1	23.9	21.0	30.7	22.6	
yes	31.9	32.1	38.2	36.0	34.4	
YES!	42.9	32.1	17.8	20.7	29.5	
N of Valid	210	134	157	150	651	
N of Miss	29	15	12	11	67	

Table 225: Do you share your thoughts and feelings with your father?

Response	6	8	10	12	Total	
NO!	12.3	24.8	20.4	24.5	19.7	
no	20.9	24.1	26.1	32.5	25.5	
yes	31.3	26.3	35.7	25.8	30.0	
YES!	35.5	24.8	17.8	17.2	24.8	
N of Valid	211	137	157	151	656	
N of Miss	28	12	12	10	62	

Table 226: Do you enjoy spending time with your mother?





Response	6	8	10	12	Total	
NO!	2.8	9.6	12.1	6.8	7.4	
no	3.3	8.8	8.9	10.3	7.4	
yes	23.1	36.0	40.8	45.2	35.0	
YES!	70.8	45.6	38.2	37.7	50.2	
N of Valid	212	136	157	146	651	
N of Miss	27	13	12	15	67	

Table 227: Do you enjoy spending time with your father?





Response	6	8	10	12	Total	
NO!	6.2	13.3	16.1	14.6	12.0	
no	3.8	8.1	7.7	15.9	8.4	
yes	23.7	35.6	40.6	40.4	34.0	
YES!	66.4	43.0	35.5	29.1	45.6	
N of Valid	211	135	155	151	652	
N of Miss	28	14	14	10	66	

Table 228: If I had a personal problem, I could ask my mom or dad for help.





Response	6	8	10	12	Total	
NO!	5.3	8.1	16.7	10.0	9.7	
no	5.3	10.3	13.5	15.3	10.6	
yes	23.6	36.0	29.5	38.0	30.9	
YES!	65.9	45.6	40.4	36.7	48.8	
N of Valid	208	136	156	150	650	
N of Miss	31	13	13	11	68	

Table 229: Do you feel very close to your father?

Response	6	8	10	12	Total	
NO!	7.1	16.9	15.5	21.9	14.6	
no	9.0	10.3	18.7	18.5	13.8	
yes	24.3	31.6	31.0	29.8	28.7	
YES!	59.5	41.2	34.8	29.8	42.9	
N of Valid	210	136	155	151	652	
N of Miss	29	13	14	10	66	

Table 230: My parents give me lots of chances to do fun things with them.

Response	6	8	10	12	Total	
NO!	3.8	5.9	14.2	11.4	8.4	
no	12.3	14.7	20.0	29.5	18.6	
yes	26.5	33.8	40.0	38.3	33.9	
YES!	57.3	45.6	25.8	20.8	39.0	
N of Valid	211	136	155	149	651	
N of Miss	28	13	14	12	67	

Table 231: My parents ask if I've gotten my homework done.

Response	6	8	10	12	Total	
NO!	1.0	7.4	9.0	19.2	8.4	
no	4.3	8.1	16.7	23.8	12.6	
yes	24.3	29.6	37.2	38.4	31.7	
YES!	70.5	54.8	37.2	18.5	47.2	
N of Valid	210	135	156	151	652	
N of Miss	29	14	13	10	66	

Table 232: People in my family have serious arguments.

Response	6	8	10	12	Total	
NO!	35.1	23.9	22.6	21.5	26.7	
no	39.8	41.0	42.6	49.7	43.0	
yes	17.1	22.4	23.9	16.8	19.7	
YES!	8.1	12.7	11.0	12.1	10.6	
N of Valid	211	134	155	149	649	
N of Miss	28	15	14	12	69	

Table 233: Would your parents know if you did not come home on time?

Response	6	8	10	12	Total	
NO!	2.4	3.0	9.0	7.3	5.2	
no	6.6	6.0	9.6	20.5	10.4	
yes	24.5	34.3	36.5	33.1	31.4	
YES!	66.5	56.7	44.9	39.1	53.0	
N of Valid	212	134	156	151	653	
N of Miss	27	15	13	10	65	

Table 234: It is important to be honest with your parents, even if they become upset or you get punished.

Response	6	8	10	12	Total	
NO!	2.9	5.3	10.3	3.3	5.2	
no	4.3	7.5	10.3	12.0	8.2	
yes	25.8	30.8	30.8	46.0	32.7	
YES!	67.0	56.4	48.7	38.7	53.9	
N of Valid	209	133	156	150	648	
N of Miss	30	16	13	11	70	

Table 235: My parents notice when I am doing a good job and let me know about it.

Response	6	8	10	12	Total
Never or Almost Never	3.3	9.2	13.7	9.2	8.4
Sometimes	20.6	21.4	32.0	36.8	27.3
Often	28.2	38.2	30.7	32.2	31.8
All the time	47.8	31.3	23.5	21.7	32.6
N of Valid	209	131	153	152	645
N of Miss	30	18	16	9	73

Table 236: How often do your parents tell you they're proud of you for something you've done?

Response	6	8	10	12	Total
Never or Almost Never	3.8	6.9	14.5	9.2	8.3
Sometimes	20.7	25.4	27.6	37.5	27.3
Often	28.4	40.8	34.9	32.9	33.5
All the time	47.1	26.9	23.0	20.4	31.0
N of Valid	208	130	152	152	642
N of Miss	31	19	17	9	76

Table 237: How many brothers and sisters, including stepbrothers and stepsisters, do you have that are younger than you?

Response	6	8	10	12	Total
0	36.5	34.8	33.6	31.8	34.4
1	25.0	28.0	28.9	35.1	28.9
2	18.8	16.7	20.4	13.9	17.6
3	9.1	8.3	7.2	7.9	8.2
4	2.9	2.3	2.6	4.0	3.0
5	1.4	6.1	1.3	2.6	2.6
6 or more	6.3	3.8	5.9	4.6	5.3
N of Valid	208	132	152	151	643
N of Miss	31	17	17	10	75

Table 238: How many brothers and sisters, including stepbrothers and stepsisters, do you have that are older than you?








Response	6	8	10	12	Total	
0	28.2	31.1	31.6	32.9	30.7	
1	29.7	32.6	29.0	25.5	29.2	
2	19.1	16.3	17.4	14.1	17.0	
3	11.0	7.4	8.4	12.8	10.0	
4	4.8	6.7	5.2	6.7	5.7	
5	2.4	3.7	1.9	4.7	3.1	
6 or more	4.8	2.2	6.5	3.4	4.3	
N of Valid	209	135	155	149	648	
N of Miss	30	14	14	12	70	

Table 239: Have you changed homes in the past year (the last 12 months)?



Response	6	8	10	12	Total	
No	69.4	68.9	80.8	69.3	72.0	
Yes	30.6	31.1	19.2	30.7	28.0	
N of Valid	209	135	156	150	650	
N of Miss	30	14	13	11	68	

Table 240: How many times have you changed homes since kindergarten?






Response	6	8	10	12	Total	
Never	28.7	26.1	24.5	22.0	25.6	
1 or 2 times	33.5	36.6	37.4	26.0	33.3	
3 or 4 times	18.7	20.9	19.4	22.0	20.1	
5 or 6 times	11.5	6.0	7.1	14.0	9.9	
7 or more times	7.7	10.4	11.6	16.0	11.1	
N of Valid	209	134	155	150	648	
N of Miss	30	15	14	11	70	

Table 241: Have you changed schools (including changing from elementary to middle and middle to high school) in the past year?



Response	6	8	10	12	Total	
No	63.9	52.6	81.7	83.2	70.3	
Yes	36.1	47.4	18.3	16.8	29.7	
N of Valid	208	133	153	149	643	
N of Miss	31	16	16	12	75	

Table 242: How many times have you changed schools since kindergarten (including changing from elementary to middle and middle to high school)?






Response	6	8	10	12	Total	
Never	21.6	23.9	32.1	28.9	26.3	
1 or 2 times	52.4	44.0	30.1	26.2	39.3	
3 or 4 times	15.4	19.4	23.7	24.8	20.4	
5 or 6 times	6.3	8.2	3.8	16.1	8.3	
7 or more times	4.3	4.5	10.3	4.0	5.7	
N of Valid	208	134	156	149	647	
N of Miss	31	15	13	12	71	

Table 243: Has anyone in your family ever had severe alcohol or drug problems?



Response	6	8	10	12	Total	
No	69.7	59.8	51.9	50.3	59.0	
Yes	30.3	40.2	48.1	49.7	41.0	
N of Valid	208	132	154	147	641	
N of Miss	31	17	15	14	77	

Table 244: About how many adults (over 21) have you known personally who in the past year have: used marijuana, crack, cocaine, or other drugs?






Response	6	8	10	12	Total	
0	75.7	58.3	47.7	40.0	57.2	
1	17.1	16.7	16.8	15.3	16.5	
2	3.8	12.9	9.7	10.7	8.7	
3-4	2.4	3.8	7.1	12.0	6.0	
5+	1.0	8.3	18.7	22.0	11.6	
N of Valid	210	132	155	150	647	
N of Miss	29	17	14	11	71	

Table 245: About how many adults (over 21) have you known personally who in the past year have: sold or dealt drugs?






Response	6	8	10	12	Total	
0	91.0	75.6	62.6	58.7	73.5	
1	7.6	15.3	11.6	14.0	11.6	
2	1.0	4.6	11.6	12.0	6.8	
3-4	0.0	2.3	3.2	6.0	2.6	
5+	0.5	2.3	11.0	9.3	5.4	
N of Valid	210	131	155	150	646	
N of Miss	29	18	14	11	72	

Table 246: About how many adults (over 21) have you known personally who in the past year have: done other things that could get them in trouble with the police, like stealing, selling stolen goods, mugging or assaulting others, etc.?






Response	6	8	10	12	Total	
0	84.8	66.7	60.4	59.3	69.3	
1	11.4	16.7	14.9	13.3	13.8	
2	2.4	8.3	7.8	12.7	7.3	
3-4	0.5	3.8	5.8	5.3	3.6	
5+	1.0	4.5	11.0	9.3	6.0	
N of Valid	210	132	154	150	646	
N of Miss	29	17	15	11	72	

Table 247: About how many adults (over 21) have you known personally who in the past year have: gotten drunk or high?










Response	6	8	10	12	Total	
0	54.3	39.4	31.4	22.0	38.3	
1	26.4	18.2	17.6	16.0	20.2	
2	10.1	11.4	13.1	12.0	11.5	
3-4	4.3	6.8	6.5	16.0	8.1	
5+	4.8	24.2	31.4	34.0	21.9	
N of Valid	208	132	153	150	643	
N of Miss	31	17	16	11	75	

Table 248: How honest were you in filling out this survey?

Response	6	8	10	12	Total	
I was very honest	86.6	82.1	85.3	91.6	86.5	
I was honest pretty much of the time	12.0	15.7	10.9	6.5	11.2	
I was honest some of the time	1.4	0.7	3.8	1.9	2.0	
I was honest once in a while	0.0	1.5	0.0	0.0	0.3	
I was not honest at all	0.0	0.0	0.0	0.0	0.0	
N of Valid	209	134	156	155	654	
N of Miss	30	15	13	6	64	