

2008 APNA

Arkansas Prevention Needs Assessment Student Survey



Union County Frequency Distribution Report

Office of Alcohol and Drug Abuse Prevention
Division of Behavioral Health Services
Arkansas Department of Human Services
March 2009

Contents

1 INTRODUCTION

12

2 PERCENTAGE TABLES

17

List of Tables

1	Sex	18
2	Age	18
3	Are you Hispanic or Latino?	18
4	What is your race? Black or African American	19
5	What is your race? Asian	19
6	What is your race? American Indian	19
7	What is your race? Alaska Native	19
8	What is your race? White	20
9	What is your race? Native Hawaiian or Other Pacific Islander	20
10	What is your race? Other	20
11	What is the highest level of schooling completed by your mother or father?	21
12	Think of where you live most of the time. Which of the following people live there with you? Mother	21
13	Think of where you live most of the time. Which of the following people live there with you? Stepmother	21
14	Think of where you live most of the time. Which of the following people live there with you? Foster Mother	22
15	Think of where you live most of the time. Which of the following people live there with you? Grandmother	22
16	Think of where you live most of the time. Which of the following people live there with you? Aunt	22
17	Think of where you live most of the time. Which of the following people live there with you? Father	22

18	Think of where you live most of the time. Which of the following people live there with you? Stepfather	23
19	Think of where you live most of the time. Which of the following people live there with you? Foster Father	23
20	Think of where you live most of the time. Which of the following people live there with you? Grandfather	23
21	Think of where you live most of the time. Which of the following people live there with you? Uncle	23
22	Think of where you live most of the time. Which of the following people live there with you? Other Adults	24
23	Think of where you live most of the time. Which of the following people live there with you? Brother(s)	24
24	Think of where you live most of the time. Which of the following people live there with you? Stepbrother(s)	24
25	Think of where you live most of the time. Which of the following people live there with you? Sister(s)	24
26	Think of where you live most of the time. Which of the following people live there with you? Stepsister(s)	25
27	Think of where you live most of the time. Which of the following people live there with you? Other Children	25
28	In my school, students have lots of chances to help decide things like class activities and rules.	25
29	Teachers ask me to work on special classroom projects.	26
30	My teacher(s) notices when I am doing a good job and lets me know about it.	26
31	There are lots of chances for students in my school to get involved in sports, clubs, and other school activities outside of class. . . .	26
32	There are lots of chances for students in my school to talk with a teacher one-on-one.	27

33	I feel safe at my school.	27
34	The school lets my parents know when I have done something well.	27
35	My teachers praise me when I work hard in school.	28
36	Are your school grades better than the grades of most students in your class?	28
37	I have lots of chances to be part of class discussions or activities.	28
38	Now thinking back over the past year in school, how often did you: enjoy being in school?	29
39	Now thinking back over the past year in school, how often did you: hate being in school?	29
40	Now thinking back over the past year in school, how often did you: try to do your best work in school?	29
41	How often do you feel that the school work you are assigned is meaningful and important?	30
42	Putting them all together, what were your grades like last year?	30
43	How important do you think the things you are learning in school are going to be for your later life?	30
44	How interesting are most of your courses to you?	31
45	During the LAST FOUR WEEKS how many whole days of school have you missed because you skipped or 'cut'?	31
46	Think of your four best friends (the friends you feel closest to). In the past year (12 months), how many of your best friends have: participated in clubs, organizations or activities at school?	31
47	Think of your four best friends (the friends you feel closest to). In the past year (12 months), how many of your best friends have: smoked cigarettes?	32

48	Think of your four best friends (the friends you feel closest to). In the past year (12 months), how many of your best friends have: tried beer, wine or hard liquor (for example, vodka, whiskey, or gin) when their parents didn't know about it?	32
49	Think of your four best friends (the friends you feel closest to). In the past year (12 months), how many of your best friends have: made a commitment to stay drug-free?	32
50	Think of your four best friends (the friends you feel closest to). In the past year (12 months), how many of your best friends have: used marijuana?	33
51	Think of your four best friends (the friends you feel closest to). In the past year (12 months), how many of your best friends have: tried to do well in school?	33
52	Think of your four best friends (the friends you feel closest to). In the past year (12 months), how many of your best friends have: used LSD, cocaine, amphetamines, or other illegal drugs?	33
53	Think of your four best friends (the friends you feel closest to). In the past year (12 months), how many of your best friends have: been suspended from school?	34
54	Think of your four best friends (the friends you feel closest to). In the past year (12 months), how many of your best friends have: liked school?	34
55	Think of your four best friends (the friends you feel closest to). In the past year (12 months), how many of your best friends have: carried a handgun?	34
56	Think of your four best friends (the friends you feel closest to). In the past year (12 months), how many of your best friends have: sold illegal drugs?	35
57	Think of your four best friends (the friends you feel closest to). In the past year (12 months), how many of your best friends have: regularly attended religious services?	35

58	Think of your four best friends (the friends you feel closest to). In the past year (12 months), how many of your best friends have: stolen or tried to steal a motor vehicle such as a car or motorcycle?	35
59	Think of your four best friends (the friends you feel closest to). In the past year (12 months), how many of your best friends have: been arrested?	36
60	Think of your four best friends (the friends you feel closest to). In the past year (12 months), how many of your best friends have: dropped out of school?	36
61	Think of your four best friends (the friends you feel closest to). In the past year (12 months), how many of your best friends have: been members of a gang?	36
62	What are the chances you would be seen as cool if you: smoked cigarettes?	37
63	What are the chances you would be seen as cool if you: worked hard at school?	37
64	What are the chances you would be seen as cool if you: began drinking alcoholic beverages regularly, that is, at least once or twice a month?	37
65	What are the chances you would be seen as cool if you: defended someone who was being verbally abused at school?	38
66	What are the chances you would be seen as cool if you: smoked marijuana?	38
67	What are the chances you would be seen as cool if you: carried a handgun?	38
68	What are the chances you would be seen as cool if you: regularly volunteered to do community service?	39
69	How old were you when you first: smoked marijuana?	39
70	How old were you when you first: smoked a cigarette, even just a puff?	40

71	How old were you when you first: had more than a sip or two of beer, wine or hard liquor (for example, vodka, whiskey, or gin)?	40
72	How old were you when you first: began drinking alcoholic beverages regularly, that is, at least once or twice a month?	41
73	How old were you when you first: used phenoxydine (pox, px, breeze)?	41
74	How old were you when you first: got suspended from school?	42
75	How old were you when you first: got arrested?	42
76	How old were you when you first: carried a handgun?	43
77	How old were you when you first: attacked someone with the idea of seriously hurting them?	43
78	How old were you when you first: belonged to a gang?	44
79	How wrong do you think it is for someone your age to: take a handgun to school?	44
80	How wrong do you think it is for someone your age to: steal anything worth more than \$5?	44
81	How wrong do you think it is for someone your age to: pick a fight with someone?	45
82	How wrong do you think it is for someone your age to: attack someone with the idea of seriously hurting them?	45
83	How wrong do you think it is for someone your age to: stay away from school all day when their parents think they are at school?	45
84	How wrong do you think it is for someone your age to: drink beer, wine or hard liquor (for example, vodka, whiskey, or gin) regularly?	46
85	How wrong do you think it is for someone your age to: smoke cigarettes?	46

86	How wrong do you think it is for someone your age to: smoke marijuana?	46
87	How wrong do you think it is for someone your age to: use LSD, cocaine, amphetamines or another illegal drug?	47
88	At school during the past 12 months, did you receive help from the resource teacher, speech therapist or other special education teacher?	47
89	How many times have you done the following things? done what feels good no matter what.	47
90	How many times have you done the following things? done something dangerous because someone dared you to do it.	48
91	How many times have you done the following things? done crazy things even if they are a little dangerous.	48
92	How many times in the past year (12 months) have you: been suspended from school?	49
93	How many times in the past year (12 months) have you: carried a handgun?	49
94	How many times in the past year (12 months) have you: sold illegal drugs?	50
95	How many times in the past year (12 months) have you: stolen or tried to steal a motor vehicle such as a car or motorcycle?	50
96	How many times in the past year (12 months) have you: participated in clubs, organizations or activities at school?	51
97	How many times in the past year (12 months) have you: been arrested?	51
98	How many times in the past year (12 months) have you: done extra work on your own for school?	52
99	How many times in the past year (12 months) have you: attacked someone with the idea of seriously hurting them?	52

100	How many times in the past year (12 months) have you: been drunk or high at school?	53
101	How many times in the past year (12 months) have you: volunteered to do community service?	53
102	How many times in the past year (12 months) have you: taken a handgun to school?	54
103	Are you currently on probation, or assigned a probation officer with Juvenile Court?	54
104	Have you ever belonged to a gang?	54
105	If you have ever belonged to a gang, did that gang have a name?	55
106	You're looking at CD's in a music store with a friend. You look up and see her slip a CD under her coat. She smiles and says 'Which one do you want? Go ahead, take it while nobody's around.' There is nobody in sight, no employees and no other customers. What would you do now?	55
107	You are visiting another part of town, and you don't know any of the people your age there. You are walking down the street, and some teenager you don't know is walking toward you. He is about your size, and as he is about to pass you, he deliberately bumps into you and you almost lose your balance. What would you say or do?	55
108	You are at a party at someone's house, and one of your friends offers you a drink containing alcohol. What would you say or do?	56
109	It's 8:00 on a weeknight and you are about to go over to a friend's home when your mother asks you where you are going. You say 'Oh, just going to go hang out with some friends.' She says, 'No, you'll just get into trouble if you go out. Stay home tonight.' What would you do now?	56
110	How often do you attend religious services or activities?	56
111	I do the opposite of what people tell me, just to get them mad.	57
112	I like to see how much I can get away with.	57

113	I ignore rules that get in my way.	57
114	I think sometimes it's okay to cheat at school.	58
115	It is important to think before you act.	58
116	Sometimes I think that life is not worth it.	58
117	At times I think I am no good at all.	59
118	All in all, I am inclined to think that I am a failure.	59
119	In the past year, have you felt depressed or sad MOST days, even if you felt okay sometimes?	59
120	It is all right to beat up people if they start the fight.	60
121	I think it is okay to take something without asking if you can get away with it.	60
122	Sometimes we don't know what we will do as adults, but we may have an idea. Please answer how true these statements may be for you. WHEN I AM AN ADULT I WILL: smoke cigarettes.	60
123	Sometimes we don't know what we will do as adults, but we may have an idea. Please answer how true these statements may be for you. WHEN I AM AN ADULT I WILL: drink beer, wine, or liquor.	61
124	Sometimes we don't know what we will do as adults, but we may have an idea. Please answer how true these statements may be for you. WHEN I AM AN ADULT I WILL: smoke marijuana.	61
125	Sometimes we don't know what we will do as adults, but we may have an idea. Please answer how true these statements may be for you. WHEN I AM AN ADULT I WILL: use LSD, cocaine, amphetamines or another illegal drug.	61
126	How much do you think people risk harming themselves (physically or in other ways) if they: smoked one or more packs of cigarettes per day?	62

127	How much do you think people risk harming themselves (physically or in other ways) if they: try marijuana once or twice?	62
128	How much do you think people risk harming themselves (physically or in other ways) if they: smoke marijuana regularly?	62
129	How much do you think people risk harming themselves (physically or in other ways) if they: take one or two drinks of an alcoholic beverage (beer, wine, liquor) nearly every day?	63
130	How much do you think people risk harming themselves (physically or in other ways) if they: have five or more drinks once or twice each weekend?	63
131	On how many occasions have you had alcoholic beverages (beer, wine or hard liquor) to drink in your lifetime - more than just a few sips?	63
132	On how many occasions have you had beer, wine or hard liquor to drink during the past 30 days?	64
133	On how many occasions have you used marijuana (grass, pot) or hashish (hash, hash oil) in your lifetime?	64
134	On how many occasions have you used marijuana (grass, pot) or hashish (hash, hash oil) during the past 30 days?	65
135	On how many occasions have you used LSD or other psychedelics in your lifetime?	65
136	On how many occasions have you used LSD or other psychedelics during the past 30 days?	66
137	On how many occasions have you used cocaine or crack in your lifetime?	66
138	On how many occasions have you used cocaine or crack during the past 30 days?	67
139	On how many occasions have you sniffed glue, breathed the contents of an aerosol spray can, or inhaled other gases or sprays, in order to get high in your lifetime?	67

140	On how many occasions have you sniffed glue, breathed the contents of an aerosol spray can, or inhaled other gases or sprays, in order to get high during the past 30 days?	68
141	On how many occasions have you used phenoxydine (pox, px, breeze) in your lifetime?	68
142	On how many occasions have you used phenoxydine (pox, px, breeze) during the past 30 days?	69
143	On how many occasions have you used sedatives (tranquilizers, such as Valium or Xanax, barbiturates, or sleeping pills) without a doctor telling you to take them, in your lifetime?	69
144	On how many occasions have you used sedatives (tranquilizers, such as Valium or Xanax, barbiturates, or sleeping pills) without a doctor telling you to take them, during the past 30 days?	70
145	On how many occasions have you used Methamphetamines (meth, speed, crank, crystal meth) in your lifetime?	70
146	On how many occasions have you used Methamphetamines (meth, speed, crank, crystal meth) in the past 30 days?	71
147	On how many occasions have you used stimulants, other than Methamphetamines (such as amphetamines, Ritalin or Dexedrine) without a doctor telling you to take them, in your lifetime?	71
148	On how many occasions have you used stimulants, other than Methamphetamines (such as amphetamines, Ritalin or Dexedrine) without a doctor telling you to take them, during the past 30 days?	72
149	On how many occasions have you used heroin or other opiates in your lifetime?	72
150	On how many occasions have you used heroin or other opiates during the past 30 days?	73
151	On how many occasions have you used MDMA ('X', 'E', or ecstasy) in your lifetime?	73

152	On how many occasions have you used MDMA ('X', 'E', or ecstasy) during the past 30 days?	74
153	On how many occasions have you taken prescription drugs (such as Valium, Xanax, Ritalin, Adderall, OxyContin, Darvocet, or sleeping pills) on your own-that is, without a doctor telling you to take them in your lifetime?	74
154	On how many occasions have you taken prescription drugs (such as Valium, Xanax, Ritalin, Adderall, OxyContin, Darvocet, or sleeping pills) on your own-that is, without a doctor telling you to take them during the past 30 days?	75
155	On how many occasions have you taken non-prescription medicines such as diet pills (for example, Dietac, Dexatrim or Prolamine), stay-awake pills (for example No-Doz, Vivarin, or Wake), or cough or cold medicines (robos, DXM, etc.) to get high in your lifetime?	75
156	On how many occasions have you taken non-prescription medicines such as diet pills (for example, Dietac, Dexatrim or Prolamine), stay-awake pills (for example No-Doz, Vivarin, or Wake), or cough or cold medicines (robos, DXM, etc.) to get high during the past 30 days?	76
157	On how many occasions have you been drunk or very high from drinking alcoholic beverages during the past 30 days?	76
158	Think back over the last two weeks. How many times have you had five or more alcoholic drinks in a row?	77
159	Have you ever used smokeless tobacco (chew, snuff, plug, dipping tobacco, or chewing tobacco)?	77
160	How often have you taken smokeless tobacco during the past 30 days?	77
161	Have you ever smoked cigarettes?	78
162	How frequently have you smoked cigarettes during the past 30 days?	78

163	During the last month, about how many marijuana cigarettes, or the equivalent, did you smoke a day, on the average?	79
164	If you drank alcohol (not just a sip or taste) in the past year, how did you usually get it?	79
165	If you drank alcohol (not just a sip or taste) in the past year, where did you usually drink it?	80
166	If you smoked cigarettes (not just a puff or drag) in the past year, how did you usually get them?	81
167	If you smoked cigarettes (not just a puff or drag) in the past year, where did you usually smoke them?	82
168	During the past 30 days, how many times did you ride in a car or other vehicle driven by someone who had been drinking alcohol?	82
169	During the past 30 days, how many times did you drive a car or other vehicle when you had been drinking alcohol?	83
170	How wrong would most adults (over 21) in your neighborhood think it is for kids your age: to use marijuana?	83
171	How wrong would most adults (over 21) in your neighborhood think it is for kids your age: to drink alcohol?	83
172	How wrong would most adults (over 21) in your neighborhood think it is for kids your age: to smoke cigarettes?	84
173	How much do each of the following statements describe your neighborhood? crime and/or drug selling	84
174	How much do each of the following statements describe your neighborhood? fights	84
175	How much do each of the following statements describe your neighborhood? lots of empty or abandoned buildings	85
176	How much do each of the following statements describe your neighborhood? lots of graffiti	85
177	If I had to move, I would miss the neighborhood I now live in.	85

178	My neighbors notice when I am doing a good job and let me know about it.	86
179	I like my neighborhood.	86
180	There are lots of adults in my neighborhood I could talk to about something important.	86
181	I'd like to get out of my neighborhood.	87
182	There are people in my neighborhood who are proud of me when I do something well.	87
183	There are people in my neighborhood who encourage me to do my best.	87
184	I feel safe in my neighborhood.	88
185	Which of the following activities for people your age are available in your community? sports teams?	88
186	Which of the following activities for people your age are available in your community? scouting?	88
187	Which of the following activities for people your age are available in your community? boys and girls clubs?	89
188	Which of the following activities for people your age are available in your community? 4-H clubs?	89
189	Which of the following activities for people your age are available in your community? service clubs?	89
190	If a kid smoked marijuana in your neighborhood would he or she be caught by the police?	90
191	If a kid drank some beer, wine or hard liquor (for example, vodka, whiskey, or gin) in your neighborhood would he or she be caught by the police?	90
192	If a kid carried a handgun in your neighborhood would he or she be caught by the police?	90

193	If you wanted to get some cigarettes, how easy would it be for you to get some?	91
194	If you wanted to get some beer, wine or hard liquor (for example, vodka, whiskey, or gin), how easy would it be for you to get some?	91
195	If you wanted to get a drug like cocaine, LSD, or amphetamines, how easy would it be for you to get some?	91
196	If you wanted to get a handgun, how easy would it be for you to get one?	92
197	If you wanted to get some marijuana, how easy would it be for you to get some?	92
198	During the past 12 months, have you participated in any alcohol prevention programs or seen any alcohol prevention messages in your school or community? Yes, a school-based program focused on preventing underage drinking and/or drinking and driving.	92
199	During the past 12 months, have you participated in any alcohol prevention programs or seen any alcohol prevention messages in your school or community? Yes, a community-based program focused on preventing underage drinking and/or drinking and driving (for example, through your church or temple or through youth groups like Boys and Girls Club or 4-H).	93
200	During the past 12 months, have you participated in any alcohol prevention programs or seen any alcohol prevention messages in your school or community? Yes, a media campaign addressing underage drinking and/or drinking and driving (for example, newspaper ads, posters, pamphlets, radio, TV).	93
201	During the past 12 months, have you participated in any alcohol prevention programs or seen any alcohol prevention messages in your school or community? No	93
202	How wrong do your parents feel it would be for YOU to: drink beer, wine or hard liquor (for example, vodka, whiskey or gin) regularly?	94
203	How wrong do your parents feel it would be for YOU to: smoke cigarettes?	94

204	How wrong do your parents feel it would be for YOU to: smoke marijuana?	94
205	How wrong do your parents feel it would be for YOU to: steal something worth more than \$5?	95
206	How wrong do your parents feel it would be for YOU to: draw graffiti, write things, or draw pictures on buildings or other property (without the owner's permission)?	95
207	How wrong do your parents feel it would be for YOU to: pick a fight with someone?	95
208	During the past 12 months, have you talked with at least one of your parents about the dangers of underage drinking and/or drinking and driving? By parents, we mean either your biological parents, adoptive parents, stepparents, or adult guardians - whether or not they live with you.	96
209	Have any of your brothers or sisters ever: drunk beer, wine or hard liquor (for example, vodka, whiskey or gin)?	96
210	Have any of your brothers or sisters ever: smoked marijuana?	96
211	Have any of your brothers or sisters ever: smoked cigarettes?	97
212	Have any of your brothers or sisters ever: taken a handgun to school?	97
213	Have any of your brothers or sisters ever: been suspended or expelled from school?	97
214	The rules in my family are clear.	98
215	People in my family often insult or yell at each other.	98
216	When I am not at home, one of my parents knows where I am and who I am with.	98
217	We argue about the same things in my family over and over.	99

218	If you drank some beer or wine or liquor (for example, vodka, whiskey, or gin) without your parents' permission, would you be caught by your parents?	99
219	My family has clear rules about alcohol and drug use.	99
220	If you carried a handgun without your parents' permission, would you be caught by your parents?	100
221	If you skipped school would you be caught by your parents?	100
222	Do you feel very close to your mother?	100
223	Do you share your thoughts and feelings with your mother?	101
224	My parents ask me what I think before most family decisions affecting me are made.	101
225	Do you share your thoughts and feelings with your father?	101
226	Do you enjoy spending time with your mother?	102
227	Do you enjoy spending time with your father?	102
228	If I had a personal problem, I could ask my mom or dad for help.	102
229	Do you feel very close to your father?	103
230	My parents give me lots of chances to do fun things with them.	103
231	My parents ask if I've gotten my homework done.	103
232	People in my family have serious arguments.	104
233	Would your parents know if you did not come home on time?	104
234	It is important to be honest with your parents, even if they become upset or you get punished.	104
235	My parents notice when I am doing a good job and let me know about it.	105

236	How often do your parents tell you they're proud of you for something you've done?	105
237	How many brothers and sisters, including stepbrothers and step-sisters, do you have that are younger than you?	105
238	How many brothers and sisters, including stepbrothers and step-sisters, do you have that are older than you?	106
239	Have you changed homes in the past year (the last 12 months)?	106
240	How many times have you changed homes since kindergarten? .	106
241	Have you changed schools (including changing from elementary to middle and middle to high school) in the past year?	107
242	How many times have you changed schools since kindergarten (including changing from elementary to middle and middle to high school)?	107
243	Has anyone in your family ever had severe alcohol or drug problems?	107
244	About how many adults (over 21) have you known personally who in the past year have: used marijuana, crack, cocaine, or other drugs?	108
245	About how many adults (over 21) have you known personally who in the past year have: sold or dealt drugs?	108
246	About how many adults (over 21) have you known personally who in the past year have: done other things that could get them in trouble with the police, like stealing, selling stolen goods, mugging or assaulting others, etc.?	108
247	About how many adults (over 21) have you known personally who in the past year have: gotten drunk or high?	109
248	How honest were you in filling out this survey?	109

List of Figures

1	Grade Chart	13
2	Gender Chart	14
3	Age Chart	15
4	Ethnic Origin Chart	16

1 INTRODUCTION

This report was generated from data collected on the *2008 Arkansas Prevention Needs Assessment Student Survey*. This report contains basic frequency tables of all data collected and graphs on the selected demographic variables of grade, gender, age and ethnic origin. The graph on ethnic origin is represented as a bar chart rather than as a pie chart. This is because students were allowed to mark more than one response for ethnic origin as opposed to being allowed to mark only one response. The bars represent the percent of students who marked each of the ethnic categories.

Questions regarding the information found in this report can be directed to:

Pride Surveys

160 Vanderbilt Court
Bowling Green, KY 42103
1-800-279-6361
www.pridesurveys.com

Grade Chart

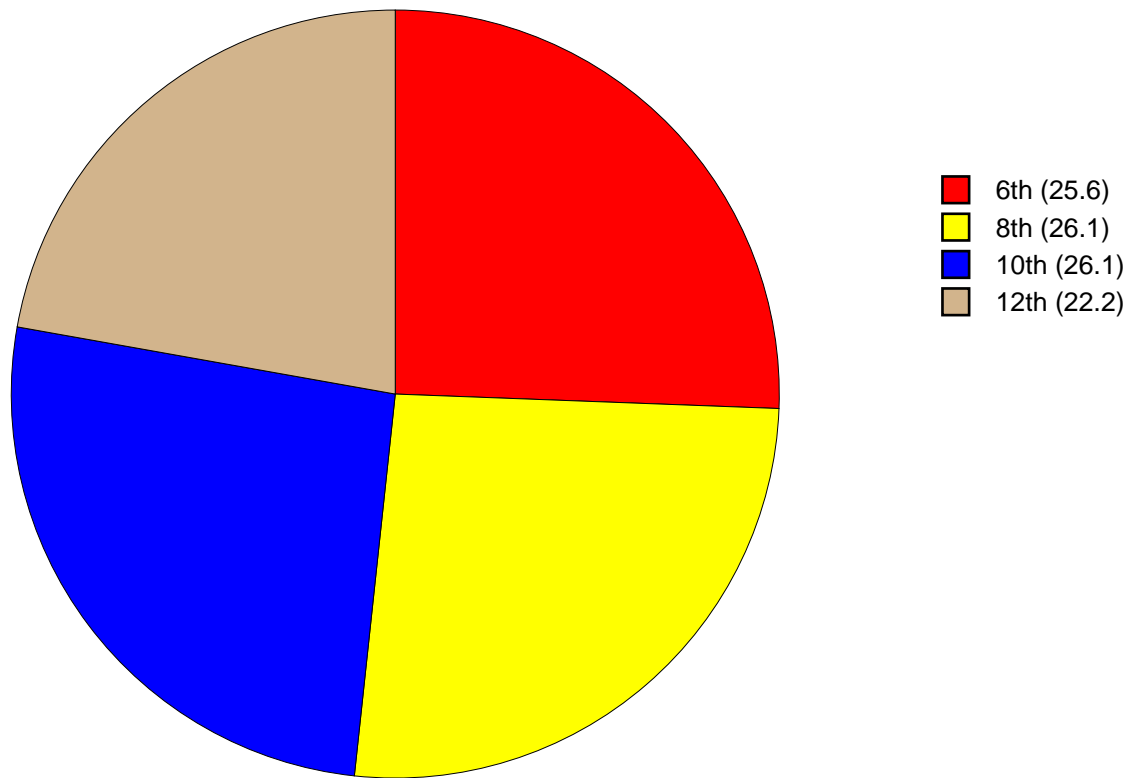


Figure 1: Grade Chart

Gender Chart

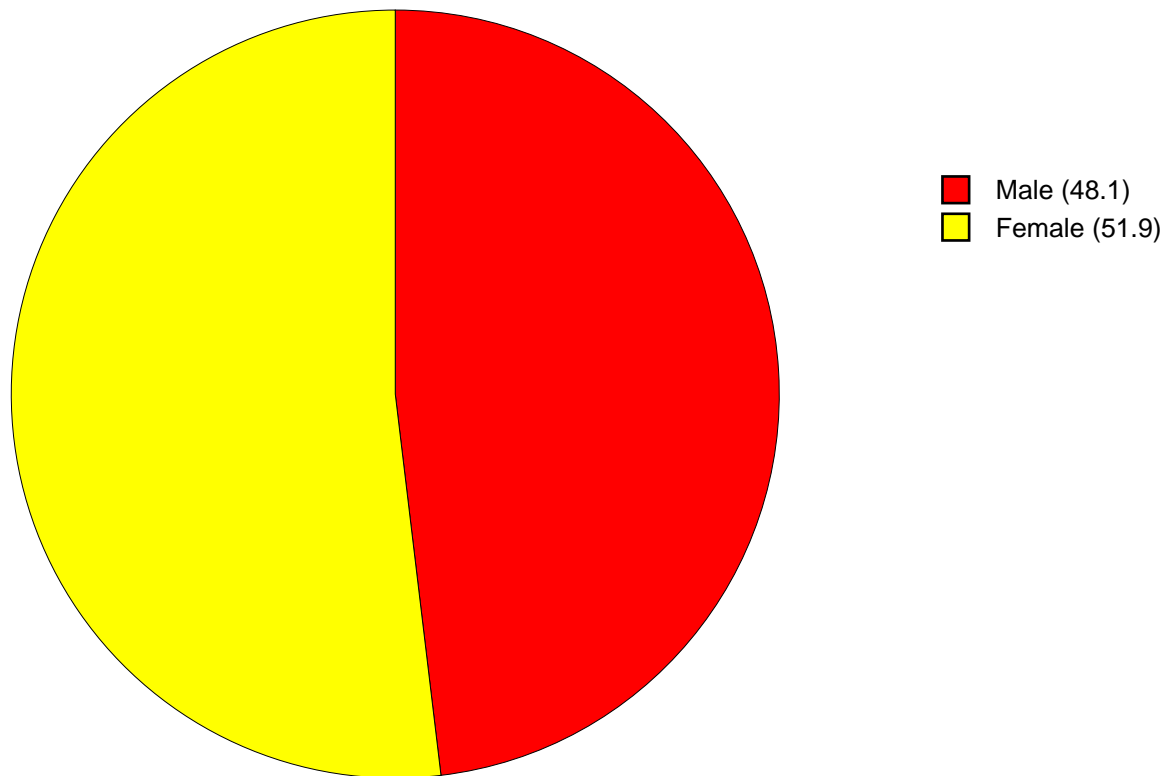


Figure 2: Gender Chart

Age Chart

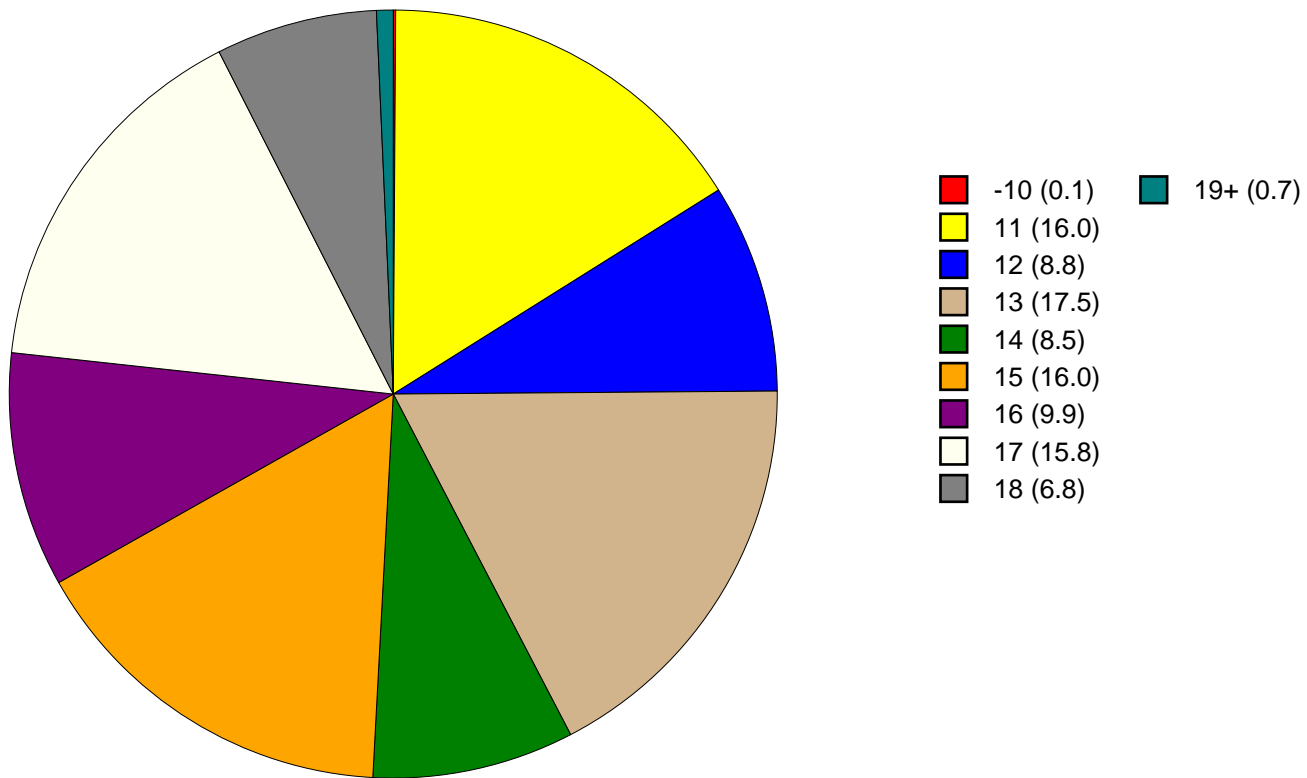


Figure 3: Age Chart

Ethnic Origin Chart

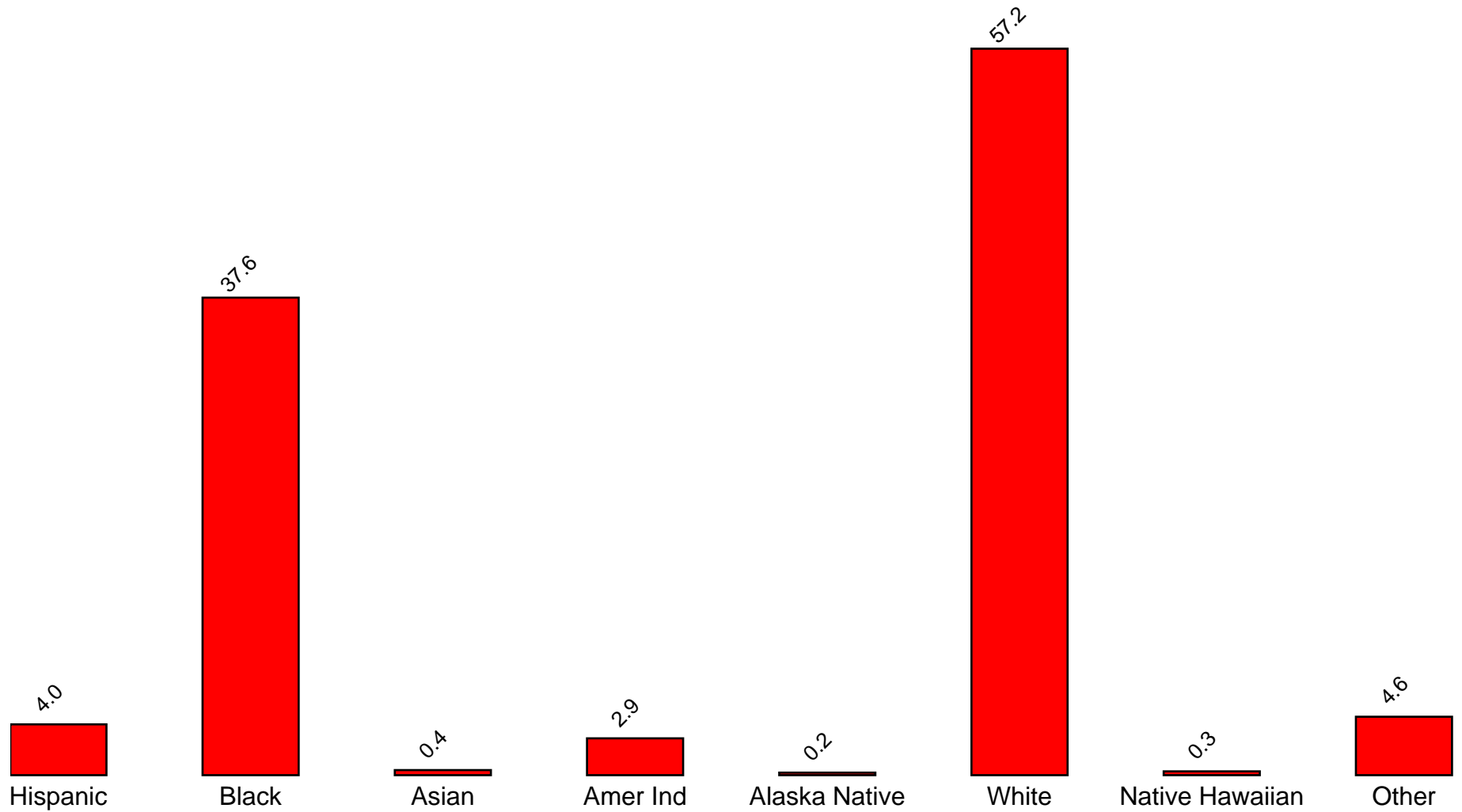


Figure 4: Ethnic Origin Chart

2 PERCENTAGE TABLES

The following tables contain frequency distribution detailing how your students responded to each question on the survey. The tables appear in the same order as the questions on the survey. The tables include breakdowns by grade level as well as overall percentages. The *N of Valid* row is a frequency count of the number of valid responses to each question for each grade and overall. The *N of Miss* row is a frequency count of the number of invalid (marked more than one response) or missing (i.e. did not respond) responses to each question for each grade and overall.

For the questions that allowed more than one response (i.e. race, live with, etc.) each response becomes a separate table. If a student did not mark the response, that was counted as a NO response, and if they did mark the response, that was counted as a YES response. Since a non response is a valid response for these questions, the *N of Miss* will always be zero for these questions.

Table 1: Sex

Response	6	8	10	12	Total
Male	48.3	48.9	46.4	49.0	48.1
Female	51.7	51.1	53.6	51.0	51.9
N of Valid	410	417	414	357	1598
N of Miss	4	5	7	2	18

Table 2: Age

Response	6	8	10	12	Total
10 or younger	0.5	0.0	0.0	0.0	0.1
11	62.4	0.0	0.0	0.0	16.0
12	34.5	0.0	0.0	0.0	8.8
13	2.7	64.1	0.0	0.0	17.5
14	0.0	32.5	0.0	0.0	8.5
15	0.0	2.6	58.7	0.0	16.0
16	0.0	0.7	37.2	0.0	9.9
17	0.0	0.0	3.8	66.8	15.8
18	0.0	0.0	0.2	30.2	6.8
19 or older	0.0	0.0	0.0	3.1	0.7
N of Valid	412	421	419	358	1610
N of Miss	2	1	2	1	6

Table 3: Are you Hispanic or Latino?

Response	6	8	10	12	Total
No	95.4	94.4	96.8	97.7	96.0
Yes	4.6	5.6	3.2	2.3	4.0
N of Valid	389	408	409	343	1549
N of Miss	25	14	12	16	67

Table 4: What is your race? Black or African American



Response	6	8	10	12	Total	
No	65.9	62.8	60.8	59.6	62.4	
Yes	34.1	37.2	39.2	40.4	37.6	
N of Valid	414	422	421	359	1616	
N of Miss	0	0	0	0	0	

Table 5: What is your race? Asian



Response	6	8	10	12	Total	
No	100.0	100.0	99.8	98.3	99.6	
Yes	0.0	0.0	0.2	1.7	0.4	
N of Valid	414	422	421	359	1616	
N of Miss	0	0	0	0	0	

Table 6: What is your race? American Indian



Response	6	8	10	12	Total	
No	97.1	96.7	96.7	98.1	97.1	
Yes	2.9	3.3	3.3	1.9	2.9	
N of Valid	414	422	421	359	1616	
N of Miss	0	0	0	0	0	

Table 7: What is your race? Alaska Native



Response	6	8	10	12	Total	
No	99.8	99.8	100.0	99.7	99.8	
Yes	0.2	0.2	0.0	0.3	0.2	
N of Valid	414	422	421	359	1616	
N of Miss	0	0	0	0	0	

Table 8: What is your race? White



Response	6	8	10	12	Total	
No	41.1	41.9	43.9	44.6	42.8	
Yes	58.9	58.1	56.1	55.4	57.2	
N of Valid	414	422	421	359	1616	
N of Miss	0	0	0	0	0	

Table 9: What is your race? Native Hawaiian or Other Pacific Islander



Response	6	8	10	12	Total	
No	99.8	100.0	99.5	99.4	99.7	
Yes	0.2	0.0	0.5	0.6	0.3	
N of Valid	414	422	421	359	1616	
N of Miss	0	0	0	0	0	

Table 10: What is your race? Other



Response	6	8	10	12	Total	
No	93.0	95.3	96.0	97.8	95.4	
Yes	7.0	4.7	4.0	2.2	4.6	
N of Valid	414	422	421	359	1616	
N of Miss	0	0	0	0	0	

Table 11: What is the highest level of schooling completed by your mother or father?

Response	6	8	10	12	Total
Completed grade school or less	1.7	2.7	0.2	0.9	1.4
Some high school	5.0	4.6	7.4	8.2	6.2
Completed high school	13.4	16.4	23.7	30.1	20.6
Some college	13.4	12.5	16.8	18.8	15.2
Completed college	29.3	30.8	29.7	27.6	29.4
Graduate or professional school after college	9.2	8.2	8.4	8.5	8.6
Don't know	27.5	22.2	12.5	4.5	17.1
Does not apply	0.5	2.7	1.2	1.4	1.4
N of Valid	403	415	417	352	1587
N of Miss	11	7	4	7	29

Table 12: Think of where you live most of the time. Which of the following people live there with you? Mother

Response	6	8	10	12	Total
No	12.1	18.0	15.2	16.2	15.3
Yes	87.9	82.0	84.8	83.8	84.7
N of Valid	414	422	421	359	1616
N of Miss	0	0	0	0	0

Table 13: Think of where you live most of the time. Which of the following people live there with you? Stepmother

Response	6	8	10	12	Total
No	95.2	93.1	93.6	95.8	94.4
Yes	4.8	6.9	6.4	4.2	5.6
N of Valid	414	422	421	359	1616
N of Miss	0	0	0	0	0

Table 14: Think of where you live most of the time. Which of the following people live there with you? Foster Mother



Response	6	8	10	12	Total	
No	99.8	99.5	99.0	99.7	99.5	
Yes	0.2	0.5	1.0	0.3	0.5	
N of Valid	414	422	421	359	1616	
N of Miss	0	0	0	0	0	

Table 15: Think of where you live most of the time. Which of the following people live there with you? Grandmother



Response	6	8	10	12	Total	
No	84.5	86.0	88.4	89.4	87.0	
Yes	15.5	14.0	11.6	10.6	13.0	
N of Valid	414	422	421	359	1616	
N of Miss	0	0	0	0	0	

Table 16: Think of where you live most of the time. Which of the following people live there with you? Aunt



Response	6	8	10	12	Total	
No	93.7	95.3	96.9	96.4	95.5	
Yes	6.3	4.7	3.1	3.6	4.5	
N of Valid	414	422	421	359	1616	
N of Miss	0	0	0	0	0	

Table 17: Think of where you live most of the time. Which of the following people live there with you? Father



Response	6	8	10	12	Total	
No	45.9	48.8	48.5	47.9	47.8	
Yes	54.1	51.2	51.5	52.1	52.2	
N of Valid	414	422	421	359	1616	
N of Miss	0	0	0	0	0	

Table 18: Think of where you live most of the time. Which of the following people live there with you? Stepfather



Response	6	8	10	12	Total	
No	82.1	82.7	82.7	84.1	82.9	
Yes	17.9	17.3	17.3	15.9	17.1	
N of Valid	414	422	421	359	1616	
N of Miss	0	0	0	0	0	

Table 19: Think of where you live most of the time. Which of the following people live there with you? Foster Father



Response	6	8	10	12	Total	
No	100.0	100.0	99.5	100.0	99.9	
Yes	0.0	0.0	0.5	0.0	0.1	
N of Valid	414	422	421	359	1616	
N of Miss	0	0	0	0	0	

Table 20: Think of where you live most of the time. Which of the following people live there with you? Grandfather



Response	6	8	10	12	Total	
No	90.8	91.7	95.0	94.7	93.0	
Yes	9.2	8.3	5.0	5.3	7.0	
N of Valid	414	422	421	359	1616	
N of Miss	0	0	0	0	0	

Table 21: Think of where you live most of the time. Which of the following people live there with you? Uncle



Response	6	8	10	12	Total	
No	93.5	96.4	97.4	96.9	96.0	
Yes	6.5	3.6	2.6	3.1	4.0	
N of Valid	414	422	421	359	1616	
N of Miss	0	0	0	0	0	

Table 22: Think of where you live most of the time. Which of the following people live there with you? Other Adults



Response	6	8	10	12	Total	
No	98.1	97.9	98.3	98.6	98.2	
Yes	1.9	2.1	1.7	1.4	1.8	
N of Valid	414	422	421	359	1616	
N of Miss	0	0	0	0	0	

Table 23: Think of where you live most of the time. Which of the following people live there with you? Brother(s)



Response	6	8	10	12	Total	
No	55.1	56.4	59.1	58.5	57.2	
Yes	44.9	43.6	40.9	41.5	42.8	
N of Valid	414	422	421	359	1616	
N of Miss	0	0	0	0	0	

Table 24: Think of where you live most of the time. Which of the following people live there with you? Stepbrother(s)



Response	6	8	10	12	Total	
No	95.9	96.2	96.2	96.7	96.2	
Yes	4.1	3.8	3.8	3.3	3.8	
N of Valid	414	422	421	359	1616	
N of Miss	0	0	0	0	0	

Table 25: Think of where you live most of the time. Which of the following people live there with you? Sister(s)



Response	6	8	10	12	Total	
No	55.8	58.5	59.9	67.4	60.1	
Yes	44.2	41.5	40.1	32.6	39.9	
N of Valid	414	422	421	359	1616	
N of Miss	0	0	0	0	0	

Table 26: Think of where you live most of the time. Which of the following people live there with you? Stepsister(s)



Response	6	8	10	12	Total	
No	98.3	96.9	97.6	96.9	97.5	
Yes	1.7	3.1	2.4	3.1	2.5	
N of Valid	414	422	421	359	1616	
N of Miss	0	0	0	0	0	

Table 27: Think of where you live most of the time. Which of the following people live there with you? Other Children



Response	6	8	10	12	Total	
No	95.9	95.0	96.0	93.3	95.1	
Yes	4.1	5.0	4.0	6.7	4.9	
N of Valid	414	422	421	359	1616	
N of Miss	0	0	0	0	0	

Table 28: In my school, students have lots of chances to help decide things like class activities and rules.





Response	6	8	10	12	Total	
NO!	27.9	16.7	21.3	13.8	20.1	
no	35.5	32.1	29.8	30.1	31.9	
yes	28.2	40.6	36.3	42.8	36.8	
YES!	8.3	10.6	12.6	13.2	11.1	
N of Valid	408	414	413	355	1590	
N of Miss	6	8	8	4	26	

Table 29: Teachers ask me to work on special classroom projects.


Response	6	8	10	12	Total	
NO!	12.3	9.6	9.9	8.4	10.1	
no	28.2	38.7	37.0	33.9	34.5	
yes	43.9	40.9	42.8	48.5	43.8	
YES!	15.7	10.8	10.4	9.2	11.6	
N of Valid	408	416	414	357	1595	
N of Miss	6	6	7	2	21	

Table 30: My teacher(s) notices when I am doing a good job and lets me know about it.

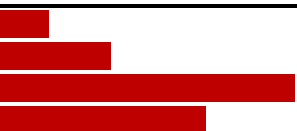
Response	6	8	10	12	Total	
NO!	4.7	6.5	6.0	5.9	5.8	
no	14.7	17.5	14.8	17.1	16.0	
yes	40.9	44.7	47.4	53.7	46.4	
YES!	39.7	31.3	31.8	23.3	31.8	
N of Valid	408	416	418	356	1598	
N of Miss	6	6	3	3	18	

Table 31: There are lots of chances for students in my school to get involved in sports, clubs, and other school activities outside of class.


Response	6	8	10	12	Total	
NO!	8.6	3.9	2.6	2.8	4.5	
no	13.5	4.8	3.8	3.4	6.5	
yes	42.9	30.9	31.0	30.8	34.0	
YES!	35.0	60.4	62.5	63.0	55.0	
N of Valid	408	414	416	357	1595	
N of Miss	6	8	5	2	21	

Table 32: There are lots of chances for students in my school to talk with a teacher one-on-one.





Response	6	8	10	12	Total	
NO!	6.6	5.6	3.9	4.5	5.2	
no	17.2	16.9	20.4	16.2	17.7	
yes	45.5	46.0	46.5	54.5	47.9	
YES!	30.7	31.5	29.2	24.9	29.2	
N of Valid	407	413	411	358	1589	
N of Miss	7	9	10	1	27	

Table 33: I feel safe at my school.





Response	6	8	10	12	Total	
NO!	10.9	13.2	14.7	12.8	12.9	
no	15.1	20.2	22.7	20.7	19.6	
yes	37.0	42.5	42.9	50.3	43.0	
YES!	37.0	24.0	19.8	16.2	24.5	
N of Valid	405	416	415	358	1594	
N of Miss	9	6	6	1	22	

Table 34: The school lets my parents know when I have done something well.





Response	6	8	10	12	Total	
NO!	13.7	16.7	20.1	20.8	17.7	
no	26.0	35.4	40.2	43.8	36.1	
yes	38.2	33.0	28.3	26.7	31.7	
YES!	22.1	14.8	11.4	8.7	14.4	
N of Valid	408	412	413	356	1589	
N of Miss	6	10	8	3	27	

Table 35: My teachers praise me when I work hard in school.

Response	6	8	10	12	Total
NO!	13.3	15.0	12.3	12.5	13.3
no	34.2	32.0	36.0	35.5	34.4
yes	38.7	39.8	40.1	42.9	40.3
YES!	13.8	13.1	11.6	9.1	12.0
N of Valid	406	412	414	352	1584
N of Miss	8	10	7	7	32

Table 36: Are your school grades better than the grades of most students in your class?

Response	6	8	10	12	Total
NO!	10.1	8.5	7.7	3.1	7.5
no	28.4	30.2	26.7	25.1	27.7
yes	39.5	45.3	46.0	51.1	45.3
YES!	22.0	16.1	19.5	20.6	19.5
N of Valid	405	411	415	354	1585
N of Miss	9	11	6	5	31

Table 37: I have lots of chances to be part of class discussions or activities.

Response	6	8	10	12	Total
NO!	6.4	6.3	3.4	2.8	4.8
no	18.6	13.9	15.5	10.7	14.8
yes	45.5	54.1	55.1	63.9	54.3
YES!	29.6	25.6	26.1	22.5	26.1
N of Valid	409	410	414	355	1588
N of Miss	5	12	7	4	28

Table 38: Now thinking back over the past year in school, how often did you: enjoy being in school?






Response	6	8	10	12	Total	
Never	7.7	8.2	8.9	4.8	7.5	
Seldom	8.9	8.0	11.5	12.0	10.1	
Sometimes	48.1	46.4	38.9	43.4	44.2	
Often	19.8	21.3	28.4	28.3	24.3	
Almost always	15.6	16.2	12.3	11.5	13.9	
N of Valid	405	414	416	357	1592	
N of Miss	9	8	5	2	24	

Table 39: Now thinking back over the past year in school, how often did you: hate being in school?






Response	6	8	10	12	Total	
Never	13.5	8.0	5.8	4.8	8.1	
Seldom	21.7	22.4	25.8	24.4	23.6	
Sometimes	36.2	37.7	38.6	40.7	38.2	
Often	16.5	21.2	17.3	21.1	19.0	
Almost always	12.1	10.7	12.5	9.0	11.1	
N of Valid	406	411	415	356	1588	
N of Miss	8	11	6	3	28	

Table 40: Now thinking back over the past year in school, how often did you: try to do your best work in school?






Response	6	8	10	12	Total	
Never	0.5	0.7	0.2	0.8	0.6	
Seldom	0.7	2.0	2.4	3.4	2.1	
Sometimes	9.9	10.6	14.1	17.7	12.9	
Often	15.6	29.0	31.1	30.7	26.5	
Almost always	73.3	57.7	52.1	47.3	57.9	
N of Valid	405	407	411	355	1578	
N of Miss	9	15	10	4	38	

Table 41: How often do you feel that the school work you are assigned is meaningful and important?






Response	6	8	10	12	Total	
Never	6.5	8.0	6.3	5.6	6.6	
Seldom	11.2	14.3	17.8	21.1	15.9	
Sometimes	25.6	22.8	29.1	29.9	26.7	
Often	27.3	37.5	27.9	31.0	30.9	
Almost always	29.5	17.4	19.0	12.4	19.8	
N of Valid	403	413	416	355	1587	
N of Miss	11	9	5	4	29	

Table 42: Putting them all together, what were your grades like last year?






Response	6	8	10	12	Total	
Mostly F's	2.1	2.5	1.5	0.3	1.6	
Mostly D's	4.7	5.7	6.5	3.1	5.1	
Mostly C's	15.2	19.9	27.7	23.7	21.6	
Mostly B's	35.7	39.8	36.9	44.0	39.0	
Mostly A's	42.3	32.1	27.4	28.9	32.7	
N of Valid	381	402	401	350	1534	
N of Miss	33	20	20	9	82	

Table 43: How important do you think the things you are learning in school are going to be for your later life?






Response	6	8	10	12	Total	
Very important	64.0	43.6	37.8	27.2	43.6	
Quite important	20.3	28.6	26.9	26.3	25.5	
Fairly important	9.8	17.4	23.2	28.9	19.5	
Slightly important	4.4	7.0	10.4	14.6	8.9	
Not at all important	1.5	3.4	1.7	3.1	2.4	
N of Valid	408	413	413	357	1591	
N of Miss	6	9	8	2	25	

Table 44: How interesting are most of your courses to you?






Response	6	8	10	12	Total	
Very interesting and stimulating	21.8	8.8	11.9	8.7	12.9	
Quite interesting	34.3	26.1	22.8	30.3	28.3	
Fairly interesting	26.7	42.2	39.1	37.9	36.4	
Slightly dull	10.5	15.9	18.4	17.4	15.5	
Very dull	6.6	7.1	7.8	5.6	6.8	
N of Valid	408	410	412	356	1586	
N of Miss	6	12	9	3	30	

Table 45: During the LAST FOUR WEEKS how many whole days of school have you missed because you skipped or 'cut'?








Response	6	8	10	12	Total	
None	68.5	75.7	77.3	72.0	73.4	
1	11.3	10.3	9.0	11.9	10.6	
2	6.7	5.7	5.1	5.9	5.8	
3	5.4	4.2	4.1	4.8	4.6	
4-5	5.9	2.2	2.7	3.4	3.6	
6-10	1.5	1.0	1.5	1.1	1.3	
11 or more	0.7	1.0	0.2	0.8	0.7	
N of Valid	406	407	410	353	1576	
N of Miss	8	15	11	6	40	

Table 46: Think of your four best friends (the friends you feel closest to). In the past year (12 months), how many of your best friends have: participated in clubs, organizations or activities at school?






Response	6	8	10	12	Total	
0	18.2	8.8	8.6	9.9	11.4	
1	12.1	8.0	9.3	9.9	9.8	
2	20.2	16.1	15.4	15.6	16.9	
3	16.5	17.6	18.4	19.0	17.8	
4	33.0	49.5	48.3	45.6	44.1	
N of Valid	406	410	408	353	1577	
N of Miss	8	12	13	6	39	

Table 47: Think of your four best friends (the friends you feel closest to). In the past year (12 months), how many of your best friends have: smoked cigarettes?






Response	6	8	10	12	Total	
0	88.5	73.1	55.4	42.6	65.7	
1	7.1	11.5	17.6	21.6	14.2	
2	3.2	7.3	11.7	14.8	9.1	
3	0.5	3.2	7.3	9.7	5.0	
4	0.7	4.9	8.0	11.4	6.1	
N of Valid	408	409	410	352	1579	
N of Miss	6	13	11	7	37	

Table 48: Think of your four best friends (the friends you feel closest to). In the past year (12 months), how many of your best friends have: tried beer, wine or hard liquor (for example, vodka, whiskey, or gin) when their parents didn't know about it?






Response	6	8	10	12	Total	
0	74.6	54.2	33.0	22.6	46.9	
1	11.2	15.0	14.1	13.8	13.5	
2	5.9	11.8	15.8	15.8	12.2	
3	3.9	5.4	11.9	13.8	8.6	
4	4.4	13.7	25.2	33.9	18.8	
N of Valid	409	408	412	354	1583	
N of Miss	5	14	9	5	33	

Table 49: Think of your four best friends (the friends you feel closest to). In the past year (12 months), how many of your best friends have: made a commitment to stay drug-free?






Response	6	8	10	12	Total	
0	10.1	16.2	25.2	25.9	19.1	
1	5.2	9.1	15.0	17.3	11.4	
2	5.9	9.6	10.8	12.2	9.5	
3	9.6	11.3	12.7	10.5	11.1	
4	69.2	53.8	36.3	34.1	48.8	
N of Valid	406	407	408	352	1573	
N of Miss	8	15	13	7	43	

Table 50: Think of your four best friends (the friends you feel closest to). In the past year (12 months), how many of your best friends have: used marijuana?

Response	6	8	10	12	Total	
0	95.5	82.7	63.6	55.0	74.8	
1	1.7	7.1	15.4	19.0	10.5	
2	0.2	3.2	6.1	7.4	4.1	
3	1.2	2.4	3.2	7.1	3.4	
4	1.2	4.6	11.7	11.6	7.2	
N of Valid	404	411	409	353	1577	
N of Miss	10	11	12	6	39	

Table 51: Think of your four best friends (the friends you feel closest to). In the past year (12 months), how many of your best friends have: tried to do well in school?

Response	6	8	10	12	Total	
0	1.5	3.7	3.4	3.4	3.0	
1	2.9	4.4	6.6	6.3	5.0	
2	7.4	5.9	10.0	15.4	9.4	
3	17.0	21.0	17.6	21.9	19.3	
4	71.3	65.0	62.4	53.0	63.3	
N of Valid	407	409	410	351	1577	
N of Miss	7	13	11	8	39	

Table 52: Think of your four best friends (the friends you feel closest to). In the past year (12 months), how many of your best friends have: used LSD, cocaine, amphetamines, or other illegal drugs?

Response	6	8	10	12	Total	
0	96.3	93.1	88.3	92.4	92.5	
1	2.0	3.2	5.4	2.8	3.4	
2	1.0	2.5	2.7	2.3	2.1	
3	0.0	0.5	0.7	1.4	0.6	
4	0.7	0.7	2.9	1.1	1.4	
N of Valid	407	408	411	354	1580	
N of Miss	7	14	10	5	36	

Table 53: Think of your four best friends (the friends you feel closest to). In the past year (12 months), how many of your best friends have: been suspended from school?






Response	6	8	10	12	Total	
0	52.7	50.4	53.4	63.2	54.6	
1	22.8	21.4	18.9	14.0	19.4	
2	11.6	11.5	10.8	10.0	11.0	
3	4.0	6.9	4.9	7.4	5.7	
4	8.9	9.8	12.0	5.4	9.2	
N of Valid	404	407	408	351	1570	
N of Miss	10	15	13	8	46	

Table 54: Think of your four best friends (the friends you feel closest to). In the past year (12 months), how many of your best friends have: liked school?






Response	6	8	10	12	Total	
0	25.9	28.5	27.6	27.8	27.4	
1	10.0	13.3	11.5	15.0	12.4	
2	15.4	19.4	23.2	24.1	20.4	
3	18.8	16.0	13.4	13.6	15.5	
4	29.8	22.9	24.2	19.5	24.3	
N of Valid	409	407	409	353	1578	
N of Miss	5	15	12	6	38	

Table 55: Think of your four best friends (the friends you feel closest to). In the past year (12 months), how many of your best friends have: carried a handgun?






Response	6	8	10	12	Total	
0	92.6	87.5	86.1	86.2	88.2	
1	4.2	5.4	5.6	7.1	5.5	
2	2.0	3.2	3.7	2.3	2.8	
3	1.0	1.2	2.0	1.7	1.5	
4	0.2	2.7	2.7	2.8	2.1	
N of Valid	407	408	410	354	1579	
N of Miss	7	14	11	5	37	

Table 56: Think of your four best friends (the friends you feel closest to). In the past year (12 months), how many of your best friends have: sold illegal drugs?






Response	6	8	10	12	Total	
0	96.6	88.9	81.2	81.3	87.2	
1	2.0	6.4	9.5	9.1	6.7	
2	0.7	1.0	2.7	4.5	2.2	
3	0.5	1.2	2.2	1.7	1.4	
4	0.2	2.5	4.4	3.4	2.6	
N of Valid	407	406	410	352	1575	
N of Miss	7	16	11	7	41	

Table 57: Think of your four best friends (the friends you feel closest to). In the past year (12 months), how many of your best friends have: regularly attended religious services?






Response	6	8	10	12	Total	
0	29.1	14.4	12.5	15.6	17.9	
1	7.8	9.2	11.1	14.5	10.5	
2	10.9	11.2	18.7	23.3	15.8	
3	14.4	18.2	20.9	23.6	19.2	
4	37.7	47.0	36.9	23.0	36.6	
N of Valid	395	402	407	352	1556	
N of Miss	19	20	14	7	60	

Table 58: Think of your four best friends (the friends you feel closest to). In the past year (12 months), how many of your best friends have: stolen or tried to steal a motor vehicle such as a car or motorcycle?






Response	6	8	10	12	Total	
0	93.2	91.9	88.5	93.2	91.7	
1	5.1	4.6	6.6	3.4	5.0	
2	0.7	1.2	2.2	2.0	1.5	
3	0.5	0.5	0.7	0.3	0.5	
4	0.5	1.7	2.0	1.1	1.3	
N of Valid	410	409	409	354	1582	
N of Miss	4	13	12	5	34	

Table 59: Think of your four best friends (the friends you feel closest to). In the past year (12 months), how many of your best friends have: been arrested?






Response	6	8	10	12	Total	
0	90.9	80.1	75.8	75.9	80.8	
1	4.7	11.1	12.0	11.9	9.8	
2	2.5	3.9	4.4	7.1	4.4	
3	1.0	2.0	1.7	2.0	1.6	
4	1.0	2.9	6.1	3.1	3.3	
N of Valid	408	407	409	352	1576	
N of Miss	6	15	12	7	40	

Table 60: Think of your four best friends (the friends you feel closest to). In the past year (12 months), how many of your best friends have: dropped out of school?






Response	6	8	10	12	Total	
0	95.4	93.6	87.0	85.8	90.6	
1	2.9	3.9	8.1	9.3	6.0	
2	1.0	1.7	2.9	3.1	2.2	
3	0.2	0.5	0.7	0.8	0.6	
4	0.5	0.2	1.2	0.8	0.7	
N of Valid	409	408	409	353	1579	
N of Miss	5	14	12	6	37	

Table 61: Think of your four best friends (the friends you feel closest to). In the past year (12 months), how many of your best friends have: been members of a gang?






Response	6	8	10	12	Total	
0	78.8	74.8	77.3	82.2	78.1	
1	9.3	6.4	5.1	5.9	6.7	
2	4.4	5.4	3.9	3.4	4.3	
3	2.9	3.2	3.9	2.3	3.1	
4	4.6	10.3	9.8	6.2	7.8	
N of Valid	410	409	409	353	1581	
N of Miss	4	13	12	6	35	

Table 62: What are the chances you would be seen as cool if you: smoked cigarettes?






Response	6	8	10	12	Total	
No or very little chance	86.5	64.6	65.2	61.5	69.8	
Little chance	7.1	17.3	16.4	19.7	15.0	
Some chance	2.9	10.5	9.6	12.5	8.8	
Pretty good chance	0.7	3.9	5.6	4.3	3.6	
Very good chance	2.7	3.7	3.2	2.0	2.9	
N of Valid	408	410	408	351	1577	
N of Miss	6	12	13	8	39	

Table 63: What are the chances you would be seen as cool if you: worked hard at school?






Response	6	8	10	12	Total	
No or very little chance	8.1	12.7	10.5	12.5	10.9	
Little chance	7.1	13.0	15.6	18.5	13.4	
Some chance	13.0	21.5	23.5	22.4	20.0	
Pretty good chance	17.7	23.0	21.3	25.3	21.7	
Very good chance	54.1	29.8	29.1	21.3	34.0	
N of Valid	407	409	409	352	1577	
N of Miss	7	13	12	7	39	

Table 64: What are the chances you would be seen as cool if you: began drinking alcoholic beverages regularly, that is, at least once or twice a month?






Response	6	8	10	12	Total	
No or very little chance	80.6	54.5	40.7	34.2	53.1	
Little chance	9.1	14.1	13.7	17.7	13.5	
Some chance	4.7	14.8	22.5	23.1	16.0	
Pretty good chance	3.4	10.0	16.2	16.2	11.3	
Very good chance	2.2	6.6	6.9	8.8	6.0	
N of Valid	407	411	408	351	1577	
N of Miss	7	11	13	8	39	

Table 65: What are the chances you would be seen as cool if you: defended someone who was being verbally abused at school?






Response	6	8	10	12	Total	
No or very little chance	19.9	16.8	14.9	14.8	16.6	
Little chance	8.7	13.1	12.2	13.6	11.9	
Some chance	12.2	21.4	22.2	30.1	21.2	
Pretty good chance	15.6	20.0	22.0	25.9	20.7	
Very good chance	43.7	28.7	28.6	15.6	29.6	
N of Valid	403	411	409	352	1575	
N of Miss	11	11	12	7	41	

Table 66: What are the chances you would be seen as cool if you: smoked marijuana?






Response	6	8	10	12	Total	
No or very little chance	91.0	73.6	64.1	57.6	72.1	
Little chance	3.4	7.8	10.3	16.3	9.2	
Some chance	1.5	8.3	10.3	12.9	8.1	
Pretty good chance	1.2	5.4	6.6	5.2	4.6	
Very good chance	2.9	4.9	8.8	8.0	6.1	
N of Valid	410	409	409	349	1577	
N of Miss	4	13	12	10	39	

Table 67: What are the chances you would be seen as cool if you: carried a handgun?






Response	6	8	10	12	Total	
No or very little chance	84.4	72.3	73.7	76.3	76.7	
Little chance	5.9	8.8	9.3	10.3	8.5	
Some chance	5.1	9.3	6.6	6.0	6.8	
Pretty good chance	1.0	5.1	4.2	2.0	3.1	
Very good chance	3.7	4.4	6.1	5.4	4.9	
N of Valid	410	408	407	350	1575	
N of Miss	4	14	14	9	41	

Table 68: What are the chances you would be seen as cool if you: regularly volunteered to do community service?






Response	6	8	10	12	Total	
No or very little chance	24.5	32.5	30.0	30.4	29.3	
Little chance	14.7	19.6	20.0	22.7	19.1	
Some chance	16.2	22.2	20.7	23.0	20.5	
Pretty good chance	15.9	12.2	15.4	14.5	14.5	
Very good chance	28.7	13.4	13.9	9.4	16.6	
N of Valid	408	409	410	352	1579	
N of Miss	6	13	11	7	37	

Table 69: How old were you when you first: smoked marijuana?










Response	6	8	10	12	Total	
Never	97.3	91.7	77.1	69.1	84.3	
10 or younger	1.5	2.2	1.9	1.7	1.8	
11	1.0	0.7	1.0	0.8	0.9	
12	0.0	3.4	1.2	2.3	1.7	
13	0.2	1.0	5.8	4.0	2.7	
14	0.0	1.0	7.0	2.3	2.6	
15	0.0	0.0	4.8	7.1	2.8	
16	0.0	0.0	1.2	7.4	2.0	
17 or older	0.0	0.0	0.0	5.4	1.2	
N of Valid	411	411	414	353	1589	
N of Miss	3	11	7	6	27	

Table 70: How old were you when you first: smoked a cigarette, even just a puff?










Response	6	8	10	12	Total	
Never	84.9	66.7	54.0	50.4	64.5	
10 or younger	10.7	14.4	13.1	13.3	12.9	
11	3.7	6.8	5.3	4.0	5.0	
12	0.2	6.3	7.7	4.8	4.8	
13	0.5	4.1	5.8	5.9	4.0	
14	0.0	1.5	7.5	5.4	3.5	
15	0.0	0.0	6.1	5.4	2.8	
16	0.0	0.2	0.5	6.2	1.6	
17 or older	0.0	0.0	0.0	4.5	1.0	
N of Valid	410	411	413	353	1587	
N of Miss	4	11	8	6	29	

Table 71: How old were you when you first: had more than a sip or two of beer, wine or hard liquor (for example, vodka, whiskey, or gin)?










Response	6	8	10	12	Total	
Never	71.5	51.9	35.0	24.9	46.5	
10 or younger	18.4	16.8	12.9	7.9	14.2	
11	7.9	6.2	3.6	3.4	5.3	
12	1.5	11.4	4.6	5.4	5.7	
13	0.5	11.1	10.0	9.1	7.6	
14	0.2	2.0	16.1	9.6	6.9	
15	0.0	0.2	14.6	13.0	6.8	
16	0.0	0.2	3.2	17.3	4.8	
17 or older	0.0	0.2	0.0	9.3	2.2	
N of Valid	407	405	411	353	1576	
N of Miss	7	17	10	6	40	

Table 72: How old were you when you first: began drinking alcoholic beverages regularly, that is, at least once or twice a month?










Response	6	8	10	12	Total	
Never	94.6	86.8	73.7	64.3	80.4	
10 or younger	1.7	3.2	1.9	1.4	2.1	
11	2.7	1.2	1.2	1.1	1.6	
12	0.2	3.2	1.2	0.8	1.4	
13	0.2	3.7	3.6	2.3	2.5	
14	0.0	2.0	7.1	3.1	3.0	
15	0.0	0.0	9.0	6.8	3.8	
16	0.2	0.0	1.9	11.6	3.2	
17 or older	0.2	0.0	0.2	8.5	2.0	
N of Valid	411	410	411	353	1585	
N of Miss	3	12	10	6	31	

Table 73: How old were you when you first: used phenoxydine (pox, px, breeze)?


Response	6	8	10	12	Total	
Never	100.0	100.0	100.0	100.0	100.0	
10 or younger	0.0	0.0	0.0	0.0	0.0	
11	0.0	0.0	0.0	0.0	0.0	
12	0.0	0.0	0.0	0.0	0.0	
13	0.0	0.0	0.0	0.0	0.0	
14	0.0	0.0	0.0	0.0	0.0	
15	0.0	0.0	0.0	0.0	0.0	
16	0.0	0.0	0.0	0.0	0.0	
17 or older	0.0	0.0	0.0	0.0	0.0	
N of Valid	405	403	410	352	1570	
N of Miss	9	19	11	7	46	

Table 74: How old were you when you first: got suspended from school?










Response	6	8	10	12	Total	
Never	76.9	69.3	58.6	59.8	66.3	
10 or younger	13.6	10.3	11.0	10.8	11.5	
11	8.2	4.4	5.1	2.3	5.1	
12	1.2	8.8	6.6	3.1	5.0	
13	0.0	5.2	6.4	4.6	4.0	
14	0.0	1.7	5.6	4.8	3.0	
15	0.0	0.2	4.7	5.1	2.4	
16	0.0	0.0	2.0	6.0	1.8	
17 or older	0.0	0.0	0.0	3.4	0.8	
N of Valid	403	407	408	351	1569	
N of Miss	11	15	13	8	47	

Table 75: How old were you when you first: got arrested?










Response	6	8	10	12	Total	
Never	97.0	94.4	89.7	86.3	92.1	
10 or younger	1.0	0.2	0.7	0.3	0.6	
11	1.7	0.5	0.5	0.3	0.8	
12	0.0	1.5	1.5	0.3	0.8	
13	0.2	1.7	1.0	0.3	0.8	
14	0.0	1.2	3.4	0.9	1.4	
15	0.0	0.5	2.2	2.3	1.2	
16	0.0	0.0	1.0	4.8	1.3	
17 or older	0.0	0.0	0.0	4.6	1.0	
N of Valid	406	409	409	351	1575	
N of Miss	8	13	12	8	41	

Table 76: How old were you when you first: carried a handgun?










Response	6	8	10	12	Total	
Never	94.3	93.3	90.7	93.7	93.0	
10 or younger	1.5	1.0	1.7	0.3	1.1	
11	2.2	2.2	1.0	0.0	1.4	
12	2.0	1.2	0.7	0.3	1.1	
13	0.0	1.5	1.7	0.6	1.0	
14	0.0	0.7	1.5	0.6	0.7	
15	0.0	0.0	2.7	0.9	0.9	
16	0.0	0.0	0.0	2.0	0.4	
17 or older	0.0	0.0	0.0	1.7	0.4	
N of Valid	407	404	410	350	1571	
N of Miss	7	18	11	9	45	

Table 77: How old were you when you first: attacked someone with the idea of seriously hurting them?










Response	6	8	10	12	Total	
Never	78.1	74.9	74.7	77.6	76.3	
10 or younger	12.0	6.2	6.1	4.3	7.3	
11	7.1	4.2	2.7	2.0	4.1	
12	2.5	5.2	2.7	0.9	2.9	
13	0.2	6.2	2.7	1.4	2.7	
14	0.0	3.2	3.7	3.4	2.5	
15	0.0	0.2	5.9	2.6	2.2	
16	0.0	0.0	1.5	3.4	1.1	
17 or older	0.0	0.0	0.0	4.5	1.0	
N of Valid	407	406	407	352	1572	
N of Miss	7	16	14	7	44	

Table 78: How old were you when you first: belonged to a gang?










Response	6	8	10	12	Total	
Never	92.9	89.0	88.7	92.6	90.8	
10 or younger	1.0	2.2	2.2	0.6	1.5	
11	4.1	1.0	0.5	0.0	1.5	
12	1.5	2.9	1.0	0.9	1.6	
13	0.5	3.4	1.7	1.4	1.8	
14	0.0	1.2	2.7	1.1	1.3	
15	0.0	0.0	2.7	0.9	0.9	
16	0.0	0.2	0.5	0.9	0.4	
17 or older	0.0	0.0	0.0	1.7	0.4	
N of Valid	411	408	408	352	1579	
N of Miss	3	14	13	7	37	

Table 79: How wrong do you think it is for someone your age to: take a handgun to school?





Response	6	8	10	12	Total	
Very wrong	92.9	85.3	87.4	88.4	88.5	
Wrong	5.4	10.0	8.3	6.8	7.6	
A little bit wrong	1.0	3.7	2.2	2.3	2.3	
Not wrong at all	0.7	1.0	2.2	2.5	1.6	
N of Valid	410	409	412	353	1584	
N of Miss	4	13	9	6	32	

Table 80: How wrong do you think it is for someone your age to: steal anything worth more than \$5?





Response	6	8	10	12	Total	
Very wrong	67.4	54.9	56.4	62.2	60.1	
Wrong	24.0	31.5	32.4	27.6	28.9	
A little bit wrong	7.4	11.0	9.0	7.4	8.7	
Not wrong at all	1.2	2.7	2.2	2.8	2.2	
N of Valid	408	410	413	352	1583	
N of Miss	6	12	8	7	33	

Table 81: How wrong do you think it is for someone your age to: pick a fight with someone?





Response	6	8	10	12	Total	
Very wrong	52.0	39.3	43.6	43.3	44.6	
Wrong	30.9	35.6	31.0	34.6	33.0	
A little bit wrong	13.5	18.9	20.8	15.3	17.2	
Not wrong at all	3.7	6.1	4.6	6.8	5.2	
N of Valid	408	407	413	353	1581	
N of Miss	6	15	8	6	35	

Table 82: How wrong do you think it is for someone your age to: attack someone with the idea of seriously hurting them?





Response	6	8	10	12	Total	
Very wrong	77.5	61.0	61.1	62.9	65.7	
Wrong	14.2	25.2	21.0	20.1	20.1	
A little bit wrong	6.6	9.3	12.2	11.0	9.8	
Not wrong at all	1.7	4.4	5.6	5.9	4.4	
N of Valid	409	408	409	353	1579	
N of Miss	5	14	12	6	37	

Table 83: How wrong do you think it is for someone your age to: stay away from school all day when their parents think they are at school?





Response	6	8	10	12	Total	
Very wrong	80.3	63.0	53.0	43.9	60.6	
Wrong	14.6	25.0	26.2	31.4	24.0	
A little bit wrong	3.6	8.1	16.7	18.7	11.5	
Not wrong at all	1.5	3.9	4.1	5.9	3.8	
N of Valid	411	408	413	353	1585	
N of Miss	3	14	8	6	31	

Table 84: How wrong do you think it is for someone your age to: drink beer, wine or hard liquor (for example, vodka, whiskey, or gin) regularly?





Response	6	8	10	12	Total	
Very wrong	83.9	60.1	41.6	34.9	55.9	
Wrong	9.3	18.6	23.8	23.0	18.5	
A little bit wrong	5.1	15.6	25.1	27.3	18.0	
Not wrong at all	1.7	5.6	9.5	14.8	7.6	
N of Valid	410	409	411	352	1582	
N of Miss	4	13	10	7	34	

Table 85: How wrong do you think it is for someone your age to: smoke cigarettes?





Response	6	8	10	12	Total	
Very wrong	87.8	70.5	55.7	44.9	65.4	
Wrong	8.8	18.7	22.5	24.1	18.3	
A little bit wrong	2.7	7.9	14.0	15.9	9.9	
Not wrong at all	0.7	2.9	7.7	15.1	6.3	
N of Valid	410	407	413	352	1582	
N of Miss	4	15	8	7	34	

Table 86: How wrong do you think it is for someone your age to: smoke marijuana?





Response	6	8	10	12	Total	
Very wrong	93.2	84.9	68.3	61.2	77.4	
Wrong	4.9	8.3	15.3	20.1	11.8	
A little bit wrong	1.5	3.9	9.2	11.0	6.2	
Not wrong at all	0.5	2.9	7.3	7.6	4.5	
N of Valid	411	410	413	353	1587	
N of Miss	3	12	8	6	29	

Table 87: How wrong do you think it is for someone your age to: use LSD, cocaine, amphetamines or another illegal drug?

Response	6	8	10	12	Total	
Very wrong	95.9	96.8	91.5	93.5	94.4	
Wrong	2.7	2.0	6.3	4.5	3.9	
A little bit wrong	0.7	0.7	0.7	0.6	0.7	
Not wrong at all	0.7	0.5	1.5	1.4	1.0	
N of Valid	410	407	412	352	1581	
N of Miss	4	15	9	7	35	

Table 88: At school during the past 12 months, did you receive help from the resource teacher, speech therapist or other special education teacher?

Response	6	8	10	12	Total	
No	69.6	87.4	94.4	93.6	86.0	
Yes	30.4	12.6	5.6	6.4	14.0	
N of Valid	372	373	376	327	1448	
N of Miss	42	49	45	32	168	

Table 89: How many times have you done the following things? done what feels good no matter what.

Response	6	8	10	12	Total	
Never	36.2	30.6	23.4	22.3	28.3	
I've done it, but not in the past year	18.2	16.7	15.6	11.7	15.7	
Less than once a month	7.1	10.9	13.9	13.7	11.3	
About once a month	4.9	8.6	10.7	11.4	8.8	
2 or 3 times a month	6.9	11.6	14.6	14.3	11.8	
Once a week or more	26.6	21.5	21.7	26.6	24.0	
N of Valid	406	395	410	350	1561	
N of Miss	8	27	11	9	55	

Table 90: How many times have you done the following things? done something dangerous because someone dared you to do it.







Response	6	8	10	12	Total	
Never	66.8	51.0	46.6	48.3	53.4	
I've done it, but not in the past year	18.8	22.6	23.5	25.4	22.5	
Less than once a month	4.4	9.2	14.1	11.6	9.8	
About once a month	3.9	7.7	8.3	6.5	6.6	
2 or 3 times a month	2.4	5.5	4.6	4.0	4.1	
Once a week or more	3.7	4.0	2.9	4.2	3.7	
N of Valid	410	402	412	354	1578	
N of Miss	4	20	9	5	38	

Table 91: How many times have you done the following things? done crazy things even if they are a little dangerous.







Response	6	8	10	12	Total	
Never	52.7	38.0	29.7	32.0	38.3	
I've done it, but not in the past year	23.9	24.1	22.4	21.5	23.0	
Less than once a month	6.3	9.7	15.8	16.1	11.9	
About once a month	5.1	9.9	11.9	10.5	9.3	
2 or 3 times a month	2.0	8.9	10.7	9.9	7.8	
Once a week or more	10.0	9.4	9.5	9.9	9.7	
N of Valid	410	403	411	353	1577	
N of Miss	4	19	10	6	39	

Table 92: How many times in the past year (12 months) have you: been suspended from school?









Response	6	8	10	12	Total	
Never	81.8	78.4	74.2	80.2	78.6	
1 to 2 times	13.6	16.4	18.5	14.7	15.8	
3 to 5 times	3.2	2.7	4.6	3.1	3.4	
6 to 9 times	0.2	1.0	1.7	0.8	1.0	
10 to 19 times	0.5	0.7	0.2	0.6	0.5	
20 to 29 times	0.0	0.2	0.0	0.0	0.1	
30 to 39 times	0.2	0.0	0.2	0.0	0.1	
40+ times	0.5	0.5	0.5	0.6	0.5	
N of Valid	411	403	411	353	1578	
N of Miss	3	19	10	6	38	

Table 93: How many times in the past year (12 months) have you: carried a handgun?









Response	6	8	10	12	Total	
Never	95.1	93.5	91.0	94.3	93.5	
1 to 2 times	1.9	3.2	2.7	1.1	2.3	
3 to 5 times	0.7	1.5	2.2	0.8	1.3	
6 to 9 times	1.2	0.2	0.5	0.6	0.6	
10 to 19 times	0.0	0.5	0.2	0.8	0.4	
20 to 29 times	0.2	0.2	0.7	0.0	0.3	
30 to 39 times	0.0	0.0	0.0	0.3	0.1	
40+ times	0.7	0.7	2.7	2.0	1.5	
N of Valid	411	402	412	353	1578	
N of Miss	3	20	9	6	38	

Table 94: How many times in the past year (12 months) have you: sold illegal drugs?









Response	6	8	10	12	Total	
Never	99.3	97.2	91.1	93.4	95.3	
1 to 2 times	0.5	1.5	2.7	0.9	1.4	
3 to 5 times	0.0	0.8	2.0	1.4	1.0	
6 to 9 times	0.2	0.0	0.2	1.7	0.5	
10 to 19 times	0.0	0.3	1.5	1.4	0.8	
20 to 29 times	0.0	0.0	0.2	0.0	0.1	
30 to 39 times	0.0	0.0	0.5	0.0	0.1	
40+ times	0.0	0.3	1.7	1.1	0.8	
N of Valid	408	396	406	351	1561	
N of Miss	6	26	15	8	55	

Table 95: How many times in the past year (12 months) have you: stolen or tried to steal a motor vehicle such as a car or motorcycle?









Response	6	8	10	12	Total	
Never	98.0	96.5	95.6	97.4	96.9	
1 to 2 times	1.2	2.0	2.4	1.4	1.8	
3 to 5 times	0.2	0.5	0.5	0.6	0.4	
6 to 9 times	0.2	0.2	0.2	0.0	0.2	
10 to 19 times	0.0	0.5	0.5	0.3	0.3	
20 to 29 times	0.2	0.0	0.2	0.0	0.1	
30 to 39 times	0.0	0.2	0.0	0.0	0.1	
40+ times	0.0	0.0	0.5	0.3	0.2	
N of Valid	409	403	412	352	1576	
N of Miss	5	19	9	7	40	

Table 96: How many times in the past year (12 months) have you: participated in clubs, organizations or activities at school?









Response	6	8	10	12	Total	
Never	22.6	12.2	14.8	16.8	16.6	
1 to 2 times	26.8	18.9	17.5	14.5	19.6	
3 to 5 times	15.5	21.9	18.7	14.0	17.6	
6 to 9 times	10.8	12.2	11.2	10.3	11.1	
10 to 19 times	9.8	10.7	9.5	8.8	9.7	
20 to 29 times	2.9	5.7	5.8	9.1	5.8	
30 to 39 times	1.5	1.7	1.9	3.7	2.2	
40+ times	10.1	16.7	20.4	22.8	17.3	
N of Valid	407	402	411	351	1571	
N of Miss	7	20	10	8	45	

Table 97: How many times in the past year (12 months) have you: been arrested?








Response	6	8	10	12	Total	
Never	96.6	94.0	90.3	89.5	92.7	
1 to 2 times	2.0	4.0	6.8	9.1	5.3	
3 to 5 times	0.2	1.0	0.7	1.1	0.8	
6 to 9 times	0.0	0.2	0.5	0.3	0.3	
10 to 19 times	0.7	0.2	1.0	0.0	0.5	
20 to 29 times	0.0	0.0	0.2	0.0	0.1	
30 to 39 times	0.0	0.0	0.0	0.0	0.0	
40+ times	0.5	0.5	0.5	0.0	0.4	
N of Valid	410	403	413	352	1578	
N of Miss	4	19	8	7	38	

Table 98: How many times in the past year (12 months) have you: done extra work on your own for school?









Response	6	8	10	12	Total	
Never	22.7	23.8	23.1	28.0	24.3	
1 to 2 times	28.3	23.0	18.2	16.4	21.7	
3 to 5 times	13.4	19.5	20.7	15.9	17.4	
6 to 9 times	12.0	10.5	11.2	11.0	11.2	
10 to 19 times	7.8	7.5	12.4	12.5	10.0	
20 to 29 times	3.7	7.2	4.1	5.9	5.2	
30 to 39 times	1.5	1.8	2.7	3.7	2.4	
40+ times	10.7	6.8	7.5	6.5	7.9	
N of Valid	410	400	411	353	1574	
N of Miss	4	22	10	6	42	

Table 99: How many times in the past year (12 months) have you: attacked someone with the idea of seriously hurting them?









Response	6	8	10	12	Total	
Never	81.4	78.3	78.2	85.3	80.6	
1 to 2 times	11.5	14.5	12.6	8.5	11.9	
3 to 5 times	2.7	2.8	2.9	4.0	3.1	
6 to 9 times	1.5	1.5	2.4	0.6	1.5	
10 to 19 times	0.7	0.8	1.5	1.1	1.0	
20 to 29 times	0.5	0.5	0.7	0.3	0.5	
30 to 39 times	0.0	0.3	0.5	0.0	0.2	
40+ times	1.7	1.5	1.2	0.3	1.2	
N of Valid	408	400	412	353	1573	
N of Miss	6	22	9	6	43	

Table 100: How many times in the past year (12 months) have you: been drunk or high at school?


Response	6	8	10	12	Total	
Never	96.3	89.5	87.4	85.8	89.9	
1 to 2 times	2.4	6.3	5.1	7.1	5.1	
3 to 5 times	0.0	1.8	2.2	3.4	1.8	
6 to 9 times	0.2	0.8	1.7	0.6	0.8	
10 to 19 times	0.5	0.5	1.0	0.3	0.6	
20 to 29 times	0.0	0.3	1.0	0.3	0.4	
30 to 39 times	0.0	0.0	0.0	0.6	0.1	
40+ times	0.5	1.0	1.7	2.0	1.3	
N of Valid	409	399	412	353	1573	
N of Miss	5	23	9	6	43	

Table 101: How many times in the past year (12 months) have you: volunteered to do community service?

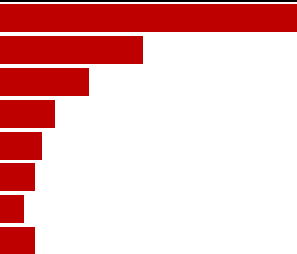
Response	6	8	10	12	Total	
Never	44.0	54.9	45.7	43.5	47.1	
1 to 2 times	28.4	17.0	19.6	19.3	21.2	
3 to 5 times	11.5	11.5	13.7	12.5	12.3	
6 to 9 times	6.8	5.5	8.3	5.4	6.6	
10 to 19 times	3.2	2.8	5.6	7.1	4.6	
20 to 29 times	2.0	3.5	3.9	4.5	3.4	
30 to 39 times	0.7	2.0	1.0	2.3	1.5	
40+ times	3.4	2.8	2.2	5.4	3.4	
N of Valid	409	399	409	352	1569	
N of Miss	5	23	12	7	47	

Table 102: How many times in the past year (12 months) have you: taken a handgun to school?







Response	6	8	10	12	Total	
Never	98.8	98.8	98.8	98.9	98.8	
1 to 2 times	0.7	0.5	0.5	0.6	0.6	
3 to 5 times	0.2	0.2	0.2	0.3	0.3	
6 to 9 times	0.0	0.0	0.0	0.0	0.0	
10 to 19 times	0.0	0.0	0.0	0.0	0.0	
20 to 29 times	0.0	0.2	0.0	0.3	0.1	
30 to 39 times	0.0	0.0	0.2	0.0	0.1	
40+ times	0.2	0.2	0.2	0.0	0.2	
N of Valid	411	401	412	353	1577	
N of Miss	3	21	9	6	39	

Table 103: Are you currently on probation, or assigned a probation officer with Juvenile Court?



Response	6	8	10	12	Total	
No	97.0	96.5	96.3	97.2	96.7	
Yes	3.0	3.5	3.7	2.8	3.3	
N of Valid	403	402	409	353	1567	
N of Miss	11	20	12	6	49	

Table 104: Have you ever belonged to a gang?






Response	6	8	10	12	Total	
No	87.9	87.0	85.9	89.0	87.4	
No, but would like to	1.0	0.5	1.5	0.8	1.0	
Yes, in the past	6.7	5.5	4.6	3.7	5.2	
Yes, belong now	3.5	6.0	7.3	6.2	5.7	
Yes, but would like to get out	1.0	1.0	0.7	0.3	0.8	
N of Valid	404	401	411	353	1569	
N of Miss	10	21	10	6	47	

Table 105: If you have ever belonged to a gang, did that gang have a name?

Response	6	8	10	12	Total
No	7.0	3.7	6.7	6.9	6.0
Yes	10.6	12.2	13.3	10.9	11.8
I have never belonged to a gang	82.4	84.1	80.0	82.2	82.2
N of Valid	398	402	406	349	1555
N of Miss	16	20	15	10	61

Table 106: You're looking at CD's in a music store with a friend. You look up and see her slip a CD under her coat. She smiles and says 'Which one do you want? Go ahead, take it while nobody's around.' There is nobody in sight, no employees and no other customers. What would you do now?

Response	6	8	10	12	Total
Ignore her	19.6	15.6	24.3	23.9	20.7
Grab a CD and leave the store	3.9	8.8	12.5	14.4	9.7
Tell her to put the CD back	58.2	43.7	35.0	29.1	42.0
Act like it is a joke, and ask her to put the CD back	18.3	31.9	28.2	32.6	27.5
N of Valid	409	398	408	347	1562
N of Miss	5	24	13	12	54

Table 107: You are visiting another part of town, and you don't know any of the people your age there. You are walking down the street, and some teenager you don't know is walking toward you. He is about your size, and as he is about to pass you, he deliberately bumps into you and you almost lose your balance. What would you say or do?

Response	6	8	10	12	Total
Push the person back	14.3	16.2	17.6	16.8	16.2
Say 'Excuse me' and keep on walking	51.5	43.7	42.7	46.5	46.1
Say 'Watch where you are going' and keep on walking	28.9	32.3	31.3	24.6	29.4
Swear at the person and walk away	5.3	7.8	8.4	12.1	8.3
N of Valid	412	396	403	346	1557
N of Miss	2	26	18	13	59

Table 108: You are at a party at someone's house, and one of your friends offers you a drink containing alcohol. What would you say or do?





Response	6	8	10	12	Total	
Drink it	7.3	20.3	34.2	42.7	25.4	
Tell your friend, 'No thanks, I don't drink' and suggest that you and your friend go and do something else	44.2	33.4	21.3	21.5	30.5	
Just say, 'No thanks' and walk away	31.6	31.6	37.6	31.1	33.1	
Make up a good excuse, tell your friend you had something else to do, and leave	17.0	14.7	6.9	4.7	11.1	
N of Valid	412	395	404	344	1555	
N of Miss	2	27	17	15	61	

Table 109: It's 8:00 on a weeknight and you are about to go over to a friend's home when your mother asks you where you are going. You say 'Oh, just going to go hang out with some friends.' She says, 'No, you'll just get into trouble if you go out. Stay home tonight.' What would you do now?





Response	6	8	10	12	Total	
Leave the house anyway	4.1	6.1	6.5	5.5	5.5	
Explain what you are going to do with your friends, tell her when you will get home, and ask if you can go out	53.7	65.4	68.9	72.3	64.7	
Not say anything and start watching TV	38.3	21.9	16.4	12.1	22.6	
Get into an argument with her	3.9	6.6	8.2	10.1	7.1	
N of Valid	410	393	402	346	1551	
N of Miss	4	29	19	13	65	

Table 110: How often do you attend religious services or activities?





Response	6	8	10	12	Total	
Never	17.4	8.9	7.2	9.5	10.8	
Rarely	17.4	14.7	14.4	24.6	17.5	
1-2 Times a Month	10.7	10.9	17.1	16.8	13.8	
About Once a Week or More	54.6	65.5	61.4	49.1	57.9	
N of Valid	403	394	404	346	1547	
N of Miss	11	28	17	13	69	

Table 111: I do the opposite of what people tell me, just to get them mad.


Response	6	8	10	12	Total	
Very False	47.4	36.0	40.6	38.8	40.9	
Somewhat False	25.3	29.4	26.7	28.7	27.5	
Somewhat True	21.6	29.4	29.4	29.6	27.4	
Very True	5.7	5.1	3.2	2.9	4.3	
N of Valid	407	394	401	345	1547	
N of Miss	7	28	20	14	69	

Table 112: I like to see how much I can get away with.

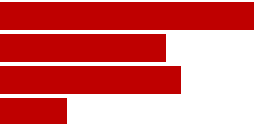
Response	6	8	10	12	Total	
Very False	53.2	39.7	35.4	28.4	39.6	
Somewhat False	23.3	23.7	25.0	27.2	24.7	
Somewhat True	16.9	27.5	30.4	35.7	27.3	
Very True	6.6	9.2	9.2	8.7	8.4	
N of Valid	408	393	404	345	1550	
N of Miss	6	29	17	14	66	

Table 113: I ignore rules that get in my way.

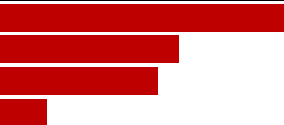
Response	6	8	10	12	Total	
Very False	57.6	44.5	38.8	36.5	44.7	
Somewhat False	21.2	26.7	30.6	29.7	26.9	
Somewhat True	15.0	25.2	26.8	27.4	23.4	
Very True	6.2	3.6	3.8	6.5	5.0	
N of Valid	401	389	399	340	1529	
N of Miss	13	33	22	19	87	

Table 114: I think sometimes it's okay to cheat at school.





Response	6	8	10	12	Total	
NO!	70.2	37.5	20.3	16.1	36.9	
no	21.0	37.5	30.4	30.1	29.7	
yes	7.8	21.8	43.6	42.4	28.3	
YES!	1.0	3.3	5.7	11.4	5.1	
N of Valid	410	395	404	342	1551	
N of Miss	4	27	17	17	65	

Table 115: It is important to think before you act.





Response	6	8	10	12	Total	
NO!	2.7	1.3	1.5	2.3	1.9	
no	4.4	4.8	1.2	2.9	3.4	
yes	23.2	35.8	39.1	34.0	32.9	
YES!	69.7	58.1	58.2	60.8	61.8	
N of Valid	409	394	402	344	1549	
N of Miss	5	28	19	15	67	

Table 116: Sometimes I think that life is not worth it.





Response	6	8	10	12	Total	
NO!	58.4	44.4	45.1	50.0	49.5	
no	20.4	29.5	22.2	22.1	23.6	
yes	13.7	16.7	22.7	22.6	18.8	
YES!	7.5	9.5	10.0	5.3	8.2	
N of Valid	401	390	401	340	1532	
N of Miss	13	32	20	19	84	

Table 117: At times I think I am no good at all.





Response	6	8	10	12	Total	
NO!	38.9	27.4	34.0	37.2	34.3	
no	20.4	25.6	21.8	28.7	23.9	
yes	27.1	36.3	32.3	28.4	31.1	
YES!	13.5	10.7	12.0	5.6	10.7	
N of Valid	406	391	400	341	1538	
N of Miss	8	31	21	18	78	

Table 118: All in all, I am inclined to think that I am a failure.





Response	6	8	10	12	Total	
NO!	55.8	52.3	51.7	55.0	53.7	
no	25.5	29.8	29.8	33.2	29.4	
yes	14.0	11.7	11.5	8.8	11.6	
YES!	4.8	6.2	7.0	2.9	5.3	
N of Valid	400	386	400	340	1526	
N of Miss	14	36	21	19	90	

Table 119: In the past year, have you felt depressed or sad MOST days, even if you felt okay sometimes?





Response	6	8	10	12	Total	
NO!	25.7	26.2	22.6	28.0	25.5	
no	18.3	22.6	18.8	28.6	21.8	
yes	34.0	29.6	33.8	30.9	32.1	
YES!	22.0	21.6	24.8	12.5	20.5	
N of Valid	409	389	399	343	1540	
N of Miss	5	33	22	16	76	

Table 120: It is all right to beat up people if they start the fight.





Response	6	8	10	12	Total	
NO!	43.9	27.9	24.3	23.8	30.3	
no	19.4	21.7	15.3	17.2	18.4	
yes	17.9	23.3	26.5	26.2	23.3	
YES!	18.9	27.1	34.0	32.8	28.0	
N of Valid	408	391	400	344	1543	
N of Miss	6	31	21	15	73	

Table 121: I think it is okay to take something without asking if you can get away with it.





Response	6	8	10	12	Total	
NO!	76.4	58.7	55.5	54.2	61.5	
no	19.2	31.5	36.3	37.3	30.8	
yes	3.0	7.4	6.3	5.8	5.6	
YES!	1.5	2.3	2.0	2.6	2.1	
N of Valid	406	390	400	343	1539	
N of Miss	8	32	21	16	77	

Table 122: Sometimes we don't know what we will do as adults, but we may have an idea. Please answer how true these statements may be for you. WHEN I AM AN ADULT I WILL: smoke cigarettes.





Response	6	8	10	12	Total	
NO!	85.9	75.7	74.4	70.1	76.8	
no	11.0	15.9	15.4	16.3	14.6	
yes	1.7	7.1	7.2	8.1	5.9	
YES!	1.5	1.3	3.0	5.5	2.7	
N of Valid	410	395	402	344	1551	
N of Miss	4	27	19	15	65	

Table 123: Sometimes we don't know what we will do as adults, but we may have an idea. Please answer how true these statements may be for you. WHEN I AM AN ADULT I WILL: drink beer, wine, or liquor.





Response	6	8	10	12	Total	
NO!	66.7	42.4	33.6	26.2	42.9	
no	14.2	19.8	16.4	17.2	16.9	
yes	15.2	28.7	37.3	39.8	29.8	
YES!	3.9	9.1	12.7	16.9	10.4	
N of Valid	408	394	402	344	1548	
N of Miss	6	28	19	15	68	

Table 124: Sometimes we don't know what we will do as adults, but we may have an idea. Please answer how true these statements may be for you. WHEN I AM AN ADULT I WILL: smoke marijuana.





Response	6	8	10	12	Total	
NO!	93.4	85.8	77.6	79.3	84.2	
no	4.9	9.2	12.4	10.8	9.2	
yes	1.2	3.3	6.0	6.1	4.1	
YES!	0.5	1.8	4.0	3.8	2.5	
N of Valid	410	393	402	343	1548	
N of Miss	4	29	19	16	68	

Table 125: Sometimes we don't know what we will do as adults, but we may have an idea. Please answer how true these statements may be for you. WHEN I AM AN ADULT I WILL: use LSD, cocaine, amphetamines or another illegal drug.





Response	6	8	10	12	Total	
NO!	94.4	93.9	94.3	93.6	94.1	
no	5.1	5.3	5.7	5.5	5.4	
yes	0.5	0.5	0.0	0.6	0.4	
YES!	0.0	0.3	0.0	0.3	0.1	
N of Valid	409	394	402	344	1549	
N of Miss	5	28	19	15	67	

Table 126: How much do you think people risk harming themselves (physically or in other ways) if they: smoked one or more packs of cigarettes per day?

Response	6	8	10	12	Total
No risk	15.2	6.7	5.7	5.5	8.4
Slight risk	8.6	7.7	4.7	5.8	6.7
Moderate risk	14.5	17.4	20.1	21.3	18.2
Great risk	61.8	68.2	69.4	67.3	66.6
N of Valid	408	390	402	343	1543
N of Miss	6	32	19	16	73

Table 127: How much do you think people risk harming themselves (physically or in other ways) if they: try marijuana once or twice?

Response	6	8	10	12	Total
No risk	15.4	10.3	15.8	21.2	15.5
Slight risk	18.8	20.8	26.0	30.4	23.7
Moderate risk	32.0	31.4	23.8	18.0	26.6
Great risk	33.7	37.5	34.5	30.4	34.2
N of Valid	409	389	400	339	1537
N of Miss	5	33	21	20	79

Table 128: How much do you think people risk harming themselves (physically or in other ways) if they: smoke marijuana regularly?

Response	6	8	10	12	Total
No risk	15.4	7.4	9.6	9.9	10.6
Slight risk	3.3	4.7	7.8	9.9	6.3
Moderate risk	10.9	13.7	14.6	21.9	15.0
Great risk	70.5	74.1	68.0	58.3	68.0
N of Valid	396	379	397	333	1505
N of Miss	18	43	24	26	111

Table 129: How much do you think people risk harming themselves (physically or in other ways) if they: take one or two drinks of an alcoholic beverage (beer, wine, liquor) nearly every day?

Response	6	8	10	12	Total	
No risk	17.9	11.1	11.3	9.4	12.5	
Slight risk	19.9	25.3	25.8	21.9	23.2	
Moderate risk	30.1	34.0	29.3	34.8	31.9	
Great risk	32.1	29.6	33.8	33.9	32.3	
N of Valid	408	388	400	342	1538	
N of Miss	6	34	21	17	78	

Table 130: How much do you think people risk harming themselves (physically or in other ways) if they: have five or more drinks once or twice each weekend?

Response	6	8	10	12	Total	
No risk	16.0	10.0	7.8	6.7	10.3	
Slight risk	14.0	12.3	16.0	14.3	14.2	
Moderate risk	17.9	27.0	25.3	32.4	25.4	
Great risk	52.1	50.6	50.9	46.6	50.2	
N of Valid	407	389	399	343	1538	
N of Miss	7	33	22	16	78	

Table 131: On how many occasions have you had alcoholic beverages (beer, wine or hard liquor) to drink in your lifetime - more than just a few sips?

Response	6	8	10	12	Total	
0	76.3	56.5	38.4	27.4	50.6	
1-2	12.5	18.1	13.6	14.0	14.5	
3-5	5.9	10.6	16.8	10.5	10.9	
6-9	2.2	4.7	9.0	10.5	6.4	
10-19	1.7	4.4	10.1	12.8	7.0	
20-39	0.7	2.3	5.5	9.6	4.4	
40+	0.7	3.4	6.5	15.2	6.1	
N of Valid	409	386	398	343	1536	
N of Miss	5	36	23	16	80	

Table 132: On how many occasions have you had beer, wine or hard liquor to drink during the past 30 days?








Response	6	8	10	12	Total	
0	93.7	81.7	73.2	57.7	77.3	
1-2	3.4	11.0	14.5	19.8	11.8	
3-5	2.2	5.0	7.3	12.0	6.4	
6-9	0.5	1.0	2.5	5.0	2.1	
10-19	0.0	0.8	1.3	2.9	1.2	
20-39	0.2	0.0	0.3	1.2	0.4	
40+	0.0	0.5	1.0	1.5	0.7	
N of Valid	411	383	399	343	1536	
N of Miss	3	39	22	16	80	

Table 133: On how many occasions have you used marijuana (grass, pot) or hashish (hash, hash oil) in your lifetime?








Response	6	8	10	12	Total	
0	98.8	91.9	79.6	70.7	85.9	
1-2	1.0	3.6	7.1	10.9	5.4	
3-5	0.2	1.0	3.6	3.2	2.0	
6-9	0.0	1.0	1.5	3.8	1.5	
10-19	0.0	0.3	1.8	3.5	1.3	
20-39	0.0	1.0	2.5	2.6	1.5	
40+	0.0	1.0	3.8	5.3	2.4	
N of Valid	410	384	393	341	1528	
N of Miss	4	38	28	18	88	

Table 134: On how many occasions have you used marijuana (grass, pot) or hashish (hash, hash oil) during the past 30 days?








Response	6	8	10	12	Total	
0	99.5	96.1	91.2	90.7	94.5	
1-2	0.0	1.8	3.5	2.9	2.0	
3-5	0.5	1.0	2.0	1.5	1.2	
6-9	0.0	0.8	1.0	1.2	0.7	
10-19	0.0	0.0	1.5	0.9	0.6	
20-39	0.0	0.0	0.0	0.3	0.1	
40+	0.0	0.3	0.8	2.6	0.8	
N of Valid	411	384	397	343	1535	
N of Miss	3	38	24	16	81	

Table 135: On how many occasions have you used LSD or other psychedelics in your lifetime?





Response	6	8	10	12	Total	
0	99.8	99.7	99.7	98.8	99.5	
1-2	0.0	0.3	0.3	0.9	0.3	
3-5	0.0	0.0	0.0	0.0	0.0	
6-9	0.0	0.0	0.0	0.3	0.1	
10-19	0.0	0.0	0.0	0.0	0.0	
20-39	0.2	0.0	0.0	0.0	0.1	
40+	0.0	0.0	0.0	0.0	0.0	
N of Valid	410	381	397	343	1531	
N of Miss	4	41	24	16	85	

Table 136: On how many occasions have you used LSD or other psychedelics during the past 30 days?





Response	6	8	10	12	Total	
0	99.8	99.5	100.0	99.7	99.7	
1-2	0.0	0.3	0.0	0.3	0.1	
3-5	0.0	0.0	0.0	0.0	0.0	
6-9	0.2	0.0	0.0	0.0	0.1	
10-19	0.0	0.0	0.0	0.0	0.0	
20-39	0.0	0.0	0.0	0.0	0.0	
40+	0.0	0.3	0.0	0.0	0.1	
N of Valid	409	383	396	344	1532	
N of Miss	5	39	25	15	84	

Table 137: On how many occasions have you used cocaine or crack in your lifetime?






Response	6	8	10	12	Total	
0	99.0	99.0	99.2	98.3	98.9	
1-2	0.7	0.8	0.8	1.2	0.8	
3-5	0.0	0.0	0.0	0.3	0.1	
6-9	0.0	0.0	0.0	0.0	0.0	
10-19	0.2	0.0	0.0	0.0	0.1	
20-39	0.0	0.0	0.0	0.0	0.0	
40+	0.0	0.3	0.0	0.3	0.1	
N of Valid	411	384	398	343	1536	
N of Miss	3	38	23	16	80	

Table 138: On how many occasions have you used cocaine or crack during the past 30 days?




Response	6	8	10	12	Total	
0	99.3	100.0	100.0	99.7	99.7	
1-2	0.2	0.0	0.0	0.3	0.1	
3-5	0.5	0.0	0.0	0.0	0.1	
6-9	0.0	0.0	0.0	0.0	0.0	
10-19	0.0	0.0	0.0	0.0	0.0	
20-39	0.0	0.0	0.0	0.0	0.0	
40+	0.0	0.0	0.0	0.0	0.0	
N of Valid	410	384	397	344	1535	
N of Miss	4	38	24	15	81	

Table 139: On how many occasions have you sniffed glue, breathed the contents of an aerosol spray can, or inhaled other gases or sprays, in order to get high in your lifetime?








Response	6	8	10	12	Total	
0	88.0	81.0	86.4	92.2	86.8	
1-2	8.5	10.9	6.5	4.4	7.7	
3-5	1.2	5.5	3.0	1.7	2.9	
6-9	1.2	0.5	1.3	0.6	0.9	
10-19	0.5	0.5	1.0	0.9	0.7	
20-39	0.0	0.5	0.8	0.0	0.3	
40+	0.5	1.0	1.0	0.3	0.7	
N of Valid	410	384	398	344	1536	
N of Miss	4	38	23	15	80	

Table 140: On how many occasions have you sniffed glue, breathed the contents of an aerosol spray can, or inhaled other gases or sprays, in order to get high during the past 30 days?







Response	6	8	10	12	Total	
0	93.4	93.8	95.7	98.8	95.3	
1-2	5.4	3.9	2.5	1.2	3.3	
3-5	0.7	1.3	1.3	0.0	0.8	
6-9	0.2	0.5	0.5	0.0	0.3	
10-19	0.0	0.3	0.0	0.0	0.1	
20-39	0.0	0.0	0.0	0.0	0.0	
40+	0.2	0.3	0.0	0.0	0.1	
N of Valid	411	384	396	344	1535	
N of Miss	3	38	25	15	81	

Table 141: On how many occasions have you used phenoxydine (pox, px, breeze) in your lifetime?


Response	6	8	10	12	Total	
0	100.0	100.0	100.0	100.0	100.0	
1-2	0.0	0.0	0.0	0.0	0.0	
3-5	0.0	0.0	0.0	0.0	0.0	
6-9	0.0	0.0	0.0	0.0	0.0	
10-19	0.0	0.0	0.0	0.0	0.0	
20-39	0.0	0.0	0.0	0.0	0.0	
40+	0.0	0.0	0.0	0.0	0.0	
N of Valid	410	382	397	344	1533	
N of Miss	4	40	24	15	83	

Table 142: On how many occasions have you used phenoxydine (pox, px, breeze) during the past 30 days?


Response	6	8	10	12	Total	
0	100.0	100.0	100.0	100.0	100.0	
1-2	0.0	0.0	0.0	0.0	0.0	
3-5	0.0	0.0	0.0	0.0	0.0	
6-9	0.0	0.0	0.0	0.0	0.0	
10-19	0.0	0.0	0.0	0.0	0.0	
20-39	0.0	0.0	0.0	0.0	0.0	
40+	0.0	0.0	0.0	0.0	0.0	
N of Valid	408	383	397	342	1530	
N of Miss	6	39	24	17	86	

Table 143: On how many occasions have you used sedatives (tranquilizers, such as Valium or Xanax, barbiturates, or sleeping pills) without a doctor telling you to take them, in your lifetime?








Response	6	8	10	12	Total	
0	95.1	88.7	86.2	85.2	89.0	
1-2	3.9	5.8	4.8	4.7	4.8	
3-5	0.5	2.9	4.5	3.5	2.8	
6-9	0.5	1.0	1.5	1.7	1.2	
10-19	0.0	0.5	0.8	2.0	0.8	
20-39	0.0	0.3	1.0	1.2	0.6	
40+	0.0	0.8	1.3	1.7	0.9	
N of Valid	410	381	398	344	1533	
N of Miss	4	41	23	15	83	

Table 144: On how many occasions have you used sedatives (tranquilizers, such as Valium or Xanax, barbiturates, or sleeping pills) without a doctor telling you to take them, during the past 30 days?







Response	6	8	10	12	Total	
0	98.3	96.1	93.2	95.3	95.8	
1-2	1.7	1.6	5.0	2.9	2.8	
3-5	0.0	1.3	1.0	0.6	0.7	
6-9	0.0	0.5	0.5	0.6	0.4	
10-19	0.0	0.0	0.0	0.0	0.0	
20-39	0.0	0.3	0.0	0.3	0.1	
40+	0.0	0.3	0.3	0.3	0.2	
N of Valid	411	382	397	344	1534	
N of Miss	3	40	24	15	82	

Table 145: On how many occasions have you used Methamphetamines (meth, speed, crank, crystal meth) in your lifetime?







Response	6	8	10	12	Total	
0	99.3	99.2	99.0	99.7	99.3	
1-2	0.2	0.8	0.5	0.3	0.5	
3-5	0.0	0.0	0.3	0.0	0.1	
6-9	0.0	0.0	0.0	0.0	0.0	
10-19	0.2	0.0	0.0	0.0	0.1	
20-39	0.0	0.0	0.3	0.0	0.1	
40+	0.2	0.0	0.0	0.0	0.1	
N of Valid	409	380	397	343	1529	
N of Miss	5	42	24	16	87	

Table 146: On how many occasions have you used Methamphetamines (meth, speed, crank, crystal meth) in the past 30 days?




Response	6	8	10	12	Total	
0	99.8	99.7	99.7	99.7	99.7	
1-2	0.2	0.3	0.0	0.3	0.2	
3-5	0.0	0.0	0.3	0.0	0.1	
6-9	0.0	0.0	0.0	0.0	0.0	
10-19	0.0	0.0	0.0	0.0	0.0	
20-39	0.0	0.0	0.0	0.0	0.0	
40+	0.0	0.0	0.0	0.0	0.0	
N of Valid	411	380	397	343	1531	
N of Miss	3	42	24	16	85	

Table 147: On how many occasions have you used stimulants, other than Methamphetamines (such as amphetamines, Ritalin or Dexedrine) without a doctor telling you to take them, in your lifetime?







Response	6	8	10	12	Total	
0	99.8	99.7	97.5	98.3	98.8	
1-2	0.0	0.3	1.3	1.2	0.7	
3-5	0.0	0.0	0.0	0.3	0.1	
6-9	0.0	0.0	0.5	0.0	0.1	
10-19	0.0	0.0	0.0	0.3	0.1	
20-39	0.0	0.0	0.0	0.0	0.0	
40+	0.2	0.0	0.8	0.0	0.3	
N of Valid	410	381	397	343	1531	
N of Miss	4	41	24	16	85	

Table 148: On how many occasions have you used stimulants, other than Methamphetamines (such as amphetamines, Ritalin or Dexedrine) without a doctor telling you to take them, during the past 30 days?


Response	6	8	10	12	Total	
0	99.5	100.0	98.5	99.4	99.3	
1-2	0.2	0.0	1.3	0.6	0.5	
3-5	0.2	0.0	0.0	0.0	0.1	
6-9	0.0	0.0	0.0	0.0	0.0	
10-19	0.0	0.0	0.0	0.0	0.0	
20-39	0.0	0.0	0.3	0.0	0.1	
40+	0.0	0.0	0.0	0.0	0.0	
N of Valid	411	381	396	342	1530	
N of Miss	3	41	25	17	86	

Table 149: On how many occasions have you used heroin or other opiates in your lifetime?


Response	6	8	10	12	Total	
0	99.5	99.5	99.7	99.7	99.6	
1-2	0.2	0.5	0.3	0.3	0.3	
3-5	0.0	0.0	0.0	0.0	0.0	
6-9	0.0	0.0	0.0	0.0	0.0	
10-19	0.0	0.0	0.0	0.0	0.0	
20-39	0.2	0.0	0.0	0.0	0.1	
40+	0.0	0.0	0.0	0.0	0.0	
N of Valid	411	380	396	342	1529	
N of Miss	3	42	25	17	87	

Table 150: On how many occasions have you used heroin or other opiates during the past 30 days?



Response	6	8	10	12	Total	
0	99.8	100.0	100.0	100.0	99.9	
1-2	0.2	0.0	0.0	0.0	0.1	
3-5	0.0	0.0	0.0	0.0	0.0	
6-9	0.0	0.0	0.0	0.0	0.0	
10-19	0.0	0.0	0.0	0.0	0.0	
20-39	0.0	0.0	0.0	0.0	0.0	
40+	0.0	0.0	0.0	0.0	0.0	
N of Valid	411	380	396	342	1529	
N of Miss	3	42	25	17	87	

Table 151: On how many occasions have you used MDMA ('X', 'E', or ecstasy) in your lifetime?






Response	6	8	10	12	Total	
0	99.8	98.9	98.2	96.5	98.4	
1-2	0.2	0.5	0.3	1.8	0.7	
3-5	0.0	0.3	0.8	0.9	0.5	
6-9	0.0	0.3	0.5	0.9	0.4	
10-19	0.0	0.0	0.0	0.0	0.0	
20-39	0.0	0.0	0.0	0.0	0.0	
40+	0.0	0.0	0.3	0.0	0.1	
N of Valid	410	380	397	342	1529	
N of Miss	4	42	24	17	87	

Table 152: On how many occasions have you used MDMA ('X', 'E', or ecstasy) during the past 30 days?


Response	6	8	10	12	Total	
0	100.0	99.2	99.0	99.4	99.4	
1-2	0.0	0.3	0.5	0.3	0.3	
3-5	0.0	0.5	0.3	0.0	0.2	
6-9	0.0	0.0	0.3	0.0	0.1	
10-19	0.0	0.0	0.0	0.0	0.0	
20-39	0.0	0.0	0.0	0.0	0.0	
40+	0.0	0.0	0.0	0.3	0.1	
N of Valid	409	379	394	342	1524	
N of Miss	5	43	27	17	92	

Table 153: On how many occasions have you taken prescription drugs (such as Valium, Xanax, Ritalin, Adderall, OxyContin, Darvocet, or sleeping pills) on your own-that is, without a doctor telling you to take them in your lifetime?


Response	6	8	10	12	Total	
0	94.6	93.4	80.8	83.9	88.4	
1-2	3.7	3.1	8.1	5.8	5.2	
3-5	0.7	1.3	3.8	2.3	2.0	
6-9	0.0	0.3	2.5	2.3	1.2	
10-19	0.5	0.5	1.8	2.0	1.2	
20-39	0.0	0.0	0.8	1.2	0.5	
40+	0.5	1.3	2.3	2.3	1.6	
N of Valid	410	381	396	342	1529	
N of Miss	4	41	25	17	87	

Table 154: On how many occasions have you taken prescription drugs (such as Valium, Xanax, Ritalin, Adderall, OxyContin, Darvocet, or sleeping pills) on your own-that is, without a doctor telling you to take them during the past 30 days?








Response	6	8	10	12	Total	
0	98.3	96.8	91.9	91.8	94.8	
1-2	1.5	1.6	4.5	5.8	3.3	
3-5	0.2	0.5	2.3	0.9	1.0	
6-9	0.0	0.8	0.8	0.9	0.6	
10-19	0.0	0.0	0.3	0.0	0.1	
20-39	0.0	0.0	0.0	0.3	0.1	
40+	0.0	0.3	0.3	0.3	0.2	
N of Valid	409	380	397	342	1528	
N of Miss	5	42	24	17	88	

Table 155: On how many occasions have you taken non-prescription medicines such as diet pills (for example, Dietac, Dexatrim or Prolamine), stay-awake pills (for example No-Doz, Vivarin, or Wake), or cough or cold medicines (robos, DXM, etc.) to get high in your lifetime?








Response	6	8	10	12	Total	
0	95.1	93.2	88.9	92.4	92.4	
1-2	2.9	3.1	4.8	3.2	3.5	
3-5	0.7	0.5	1.5	0.6	0.9	
6-9	0.7	1.0	1.0	0.6	0.9	
10-19	0.2	0.5	1.3	0.6	0.7	
20-39	0.2	0.3	0.3	0.3	0.3	
40+	0.0	1.3	2.3	2.3	1.4	
N of Valid	409	381	396	341	1527	
N of Miss	5	41	25	18	89	

Table 156: On how many occasions have you taken non-prescription medicines such as diet pills (for example, Dietac, Dexatrim or Prolamine), stay-awake pills (for example No-Doz, Vivarin, or Wake), or cough or cold medicines (robos, DXM, etc.) to get high during the past 30 days?








Response	6	8	10	12	Total	
0	97.6	95.3	94.4	96.5	95.9	
1-2	1.7	2.1	1.8	1.5	1.8	
3-5	0.2	0.8	1.8	0.6	0.9	
6-9	0.2	1.6	0.8	0.3	0.7	
10-19	0.0	0.3	0.3	0.3	0.2	
20-39	0.2	0.0	0.0	0.0	0.1	
40+	0.0	0.0	1.0	0.9	0.5	
N of Valid	409	381	395	341	1526	
N of Miss	5	41	26	18	90	

Table 157: On how many occasions have you been drunk or very high from drinking alcoholic beverages during the past 30 days?








Response	6	8	10	12	Total	
0	96.1	89.5	81.3	76.8	86.3	
1-2	2.5	7.6	11.9	13.8	8.7	
3-5	0.5	1.1	4.3	3.2	2.2	
6-9	0.0	0.5	1.3	2.9	1.1	
10-19	0.5	0.5	0.8	1.8	0.9	
20-39	0.0	0.3	0.0	0.9	0.3	
40+	0.5	0.5	0.5	0.6	0.5	
N of Valid	408	380	396	341	1525	
N of Miss	6	42	25	18	91	

Table 158: Think back over the last two weeks. How many times have you had five or more alcoholic drinks in a row?


Response	6	8	10	12	Total	
None	93.9	86.1	81.5	76.7	84.9	
Once	2.2	6.1	9.1	12.0	7.2	
Twice	3.2	4.3	4.3	5.5	4.3	
3-5 times	0.2	2.1	2.0	3.2	1.8	
6-9 times	0.2	0.5	1.3	1.5	0.9	
10 or more times	0.2	0.8	1.8	1.2	1.0	
N of Valid	408	375	395	343	1521	
N of Miss	6	47	26	16	95	

Table 159: Have you ever used smokeless tobacco (chew, snuff, plug, dipping tobacco, or chewing tobacco)?


Response	6	8	10	12	Total	
Never	94.3	84.2	84.3	81.0	86.2	
Once or Twice	3.9	7.2	8.9	8.2	7.0	
Once in a while but not regularly	1.0	5.3	2.0	3.5	2.9	
Regularly in the past	0.2	1.1	2.0	2.9	1.5	
Regularly now	0.5	2.1	2.8	4.4	2.4	
N of Valid	407	374	394	342	1517	
N of Miss	7	48	27	17	99	

Table 160: How often have you taken smokeless tobacco during the past 30 days?


Response	6	8	10	12	Total	
Not at all	98.3	93.0	95.2	91.8	94.7	
Once or twice	1.5	4.9	2.3	1.8	2.6	
Once or twice per week	0.0	0.5	0.0	1.2	0.4	
Three to five times per week	0.0	0.5	0.0	0.9	0.3	
About once a day	0.0	0.5	0.3	1.2	0.5	
More than once a day	0.2	0.5	2.3	3.2	1.5	
N of Valid	407	371	394	341	1513	
N of Miss	7	51	27	18	103	

Table 161: Have you ever smoked cigarettes?


Response	6	8	10	12	Total	
Never	87.9	73.9	60.4	54.4	69.7	
Once or Twice	8.6	15.4	19.4	21.3	16.0	
Once in a while but not regularly	2.2	4.9	9.5	7.9	6.0	
Regularly in the past	0.7	3.5	4.6	4.1	3.2	
Regularly now	0.5	2.4	6.1	12.3	5.1	
N of Valid	406	371	391	342	1510	
N of Miss	8	51	30	17	106	

Table 162: How frequently have you smoked cigarettes during the past 30 days?


Response	6	8	10	12	Total	
Not at all	97.1	92.2	85.5	81.3	89.3	
Less than one cigarette per day	2.7	4.0	6.9	3.8	4.4	
One to five cigarettes per day	0.0	3.0	5.6	7.9	4.0	
About one-half pack per day	0.2	0.5	1.3	4.7	1.6	
About one pack per day	0.0	0.3	0.5	1.8	0.6	
About one and one-half packs per day	0.0	0.0	0.3	0.3	0.1	
Two packs or more per day	0.0	0.0	0.0	0.3	0.1	
N of Valid	408	371	392	342	1513	
N of Miss	6	51	29	17	103	

Table 163: During the last month, about how many marijuana cigarettes, or the equivalent, did you smoke a day, on the average?








Response	6	8	10	12	Total	
None	98.0	95.7	90.4	91.8	94.1	
Less than 1 a day	1.0	1.6	3.3	2.6	2.1	
1 a day	0.0	0.8	1.8	0.6	0.8	
2-3 a day	0.5	1.3	2.0	2.0	1.5	
4-6 a day	0.0	0.3	0.8	1.5	0.6	
7-10 a day	0.0	0.0	0.3	0.6	0.2	
11 or more a day	0.5	0.3	1.5	0.9	0.8	
N of Valid	406	371	395	342	1514	
N of Miss	8	51	26	17	102	

Table 164: If you drank alcohol (not just a sip or taste) in the past year, how did you usually get it?













Response	6	8	10	12	Total	
I did not drink alcohol in the past year	87.0	70.7	51.8	38.4	62.9	
I bought it myself with a fake ID	0.0	0.8	0.3	0.9	0.5	
I bought it myself without a fake ID	0.0	0.6	1.6	2.7	1.2	
I got it from someone I know age 21 or older	2.8	6.4	15.8	26.2	12.3	
I got it from someone I know under age 21	0.8	2.8	6.6	11.9	5.3	
I got it from my brother or sister	0.5	2.2	1.6	2.4	1.6	
I got it from home with my parents' permission	2.5	3.0	6.6	5.1	4.3	
I got it from home without my parents' permission	2.0	5.2	3.4	0.9	2.9	
I got it from another relative	1.0	3.9	4.2	2.1	2.8	
A stranger bought it for me	0.0	0.6	0.5	1.2	0.5	
I took it from a store or shop	0.3	0.0	0.3	0.0	0.1	
Other	3.3	3.9	7.4	8.3	5.6	
N of Valid	400	362	380	336	1478	
N of Miss	14	60	41	23	138	

Table 165: If you drank alcohol (not just a sip or taste) in the past year, where did you usually drink it?

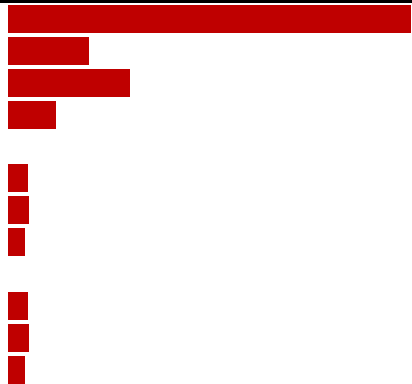
Response	6	8	10	12	Total	
I did not drink alcohol in the past year	87.6	70.9	54.2	38.7	63.9	
at my home	6.1	10.6	16.6	9.8	10.8	
at someone else's home	3.6	14.3	19.8	35.3	17.5	
at an open area like a park, beach, field, back road, woods, or a street corner	1.5	2.2	6.4	11.3	5.2	
at a sporting event or concert	0.8	0.6	0.3	0.6	0.6	
at a restaurant, bar, or a nightclub	0.3	0.0	1.1	1.5	0.7	
at an empty building or a construction site	0.0	0.3	0.0	0.0	0.1	
at a hotel/motel	0.0	0.8	0.5	0.9	0.6	
in a car	0.3	0.0	1.1	1.5	0.7	
at school	0.0	0.3	0.0	0.3	0.1	
N of Valid	394	357	373	326	1450	
N of Miss	20	65	48	33	166	

Table 166: If you smoked cigarettes (not just a puff or drag) in the past year, how did you usually get them?













Response	6	8	10	12	Total	
I did not smoke cigarettes in the past year	94.0	86.2	77.0	71.6	82.6	
I bought them myself with a fake ID	0.0	0.6	0.0	0.3	0.2	
I bought them myself without a fake ID	0.0	0.3	0.5	4.8	1.3	
I got them from someone I know age 18 or older	0.3	2.5	9.4	11.7	5.8	
I got them from someone I know under age 18	0.5	2.2	3.4	1.2	1.8	
I got them from my brother or sister	0.3	0.8	1.0	0.6	0.7	
I got them from home with my parents' permission	0.0	0.0	0.8	1.8	0.6	
I got them from home without my parents' permission	1.5	2.5	2.3	0.3	1.7	
I got them from another relative	1.0	1.7	1.8	1.2	1.4	
A stranger bought them for me	0.0	0.3	0.0	0.6	0.2	
I took them from a store or shop	0.3	0.3	0.3	0.0	0.2	
Other	2.3	2.8	3.4	6.0	3.5	
N of Valid	398	363	383	334	1478	
N of Miss	16	59	38	25	138	

Table 167: If you smoked cigarettes (not just a puff or drag) in the past year, where did you usually smoke them?











Response	6	8	10	12	Total	
I did not smoke cigarettes in the past year	94.2	87.4	80.1	74.4	84.5	
at my home	2.3	4.5	5.6	7.2	4.8	
at someone else's home	1.5	4.5	6.1	4.7	4.1	
at an open area like a park, beach, field, back road, woods, or a street corner	1.3	3.1	5.0	4.1	3.3	
at a sporting event or concert	0.3	0.0	0.3	0.0	0.1	
at a restaurant, bar, or a nightclub	0.3	0.0	0.0	0.0	0.1	
at an empty building or a construction site	0.0	0.3	0.3	0.3	0.2	
at a hotel/motel	0.0	0.0	0.3	0.0	0.1	
in a car	0.0	0.3	2.1	9.4	2.7	
at school	0.3	0.0	0.3	0.0	0.1	
N of Valid	396	358	377	320	1451	
N of Miss	18	64	44	39	165	

Table 168: During the past 30 days, how many times did you ride in a car or other vehicle driven by someone who had been drinking alcohol?






Response	6	8	10	12	Total	
0 times	75.3	68.6	71.5	77.4	73.1	
1 time	9.3	11.0	10.5	7.7	9.7	
2 or 3 times	4.8	8.8	9.0	10.1	8.1	
4 or 5 times	3.3	4.4	4.1	2.1	3.5	
6 or more times	7.5	7.2	4.9	2.7	5.6	
N of Valid	400	363	390	336	1489	
N of Miss	14	59	31	23	127	

Table 169: During the past 30 days, how many times did you drive a car or other vehicle when you had been drinking alcohol?







Response	6	8	10	12	Total	
I did not drive a car in the past 30 days	53.8	56.8	41.8	29.8	46.0	
0 times	42.4	38.7	51.0	56.0	46.8	
1 time	1.5	1.7	1.8	8.7	3.3	
2 or 3 times	0.8	1.7	4.1	3.0	2.4	
4 or 5 times	0.3	0.6	0.8	1.8	0.8	
6 or more times	1.3	0.6	0.5	0.6	0.7	
N of Valid	394	359	388	332	1473	
N of Miss	20	63	33	27	143	

Table 170: How wrong would most adults (over 21) in your neighborhood think it is for kids your age: to use marijuana?





Response	6	8	10	12	Total	
Very wrong	89.5	83.2	73.8	69.3	79.3	
Wrong	6.0	8.0	11.6	16.4	10.3	
A little bit wrong	3.0	6.1	10.0	6.0	6.3	
Not wrong at all	1.5	2.8	4.6	8.4	4.2	
N of Valid	401	363	389	335	1488	
N of Miss	13	59	32	24	128	

Table 171: How wrong would most adults (over 21) in your neighborhood think it is for kids your age: to drink alcohol?





Response	6	8	10	12	Total	
Very wrong	79.1	64.4	49.5	44.2	59.9	
Wrong	11.0	16.1	21.1	24.2	17.9	
A little bit wrong	6.7	13.3	20.6	20.6	15.1	
Not wrong at all	3.2	6.1	8.8	11.0	7.1	
N of Valid	401	360	388	335	1484	
N of Miss	13	62	33	24	132	

Table 172: How wrong would most adults (over 21) in your neighborhood think it is for kids your age: to smoke cigarettes?





Response	6	8	10	12	Total	
Very wrong	84.3	70.0	56.4	46.3	65.0	
Wrong	9.5	13.9	18.8	20.0	15.4	
A little bit wrong	3.2	10.6	15.7	20.3	12.1	
Not wrong at all	3.0	5.6	9.0	13.4	7.5	
N of Valid	402	360	388	335	1485	
N of Miss	12	62	33	24	131	

Table 173: How much do each of the following statements describe your neighborhood? crime and/or drug selling





Response	6	8	10	12	Total	
NO!	76.9	64.2	61.9	55.7	65.1	
no	11.2	19.7	15.8	24.0	17.3	
yes	7.2	9.2	14.0	11.7	10.5	
YES!	4.7	6.9	8.3	8.7	7.1	
N of Valid	402	360	386	334	1482	
N of Miss	12	62	35	25	134	

Table 174: How much do each of the following statements describe your neighborhood? fights





Response	6	8	10	12	Total	
NO!	63.9	53.9	55.4	55.0	57.2	
no	9.8	20.6	18.6	24.9	18.1	
yes	17.3	13.6	16.5	12.3	15.1	
YES!	9.0	11.9	9.5	7.8	9.6	
N of Valid	399	360	388	333	1480	
N of Miss	15	62	33	26	136	

Table 175: How much do each of the following statements describe your neighborhood? lots of empty or abandoned buildings





Response	6	8	10	12	Total	
NO!	76.3	65.7	69.4	63.1	68.9	
no	15.0	22.8	19.4	24.6	20.2	
yes	7.0	8.4	7.3	7.8	7.6	
YES!	1.8	3.1	3.9	4.5	3.2	
N of Valid	400	359	386	333	1478	
N of Miss	14	63	35	26	138	

Table 176: How much do each of the following statements describe your neighborhood? lots of graffiti





Response	6	8	10	12	Total	
NO!	82.5	72.5	72.7	71.5	75.1	
no	9.5	20.7	19.5	23.4	18.0	
yes	5.2	3.6	4.7	3.6	4.3	
YES!	2.7	3.1	3.1	1.5	2.6	
N of Valid	401	357	385	333	1476	
N of Miss	13	65	36	26	140	

Table 177: If I had to move, I would miss the neighborhood I now live in.





Response	6	8	10	12	Total	
NO!	18.7	13.1	15.9	16.8	16.2	
no	8.2	14.8	14.1	16.2	13.1	
yes	23.1	30.4	34.2	33.3	30.1	
YES!	50.0	41.8	35.8	33.6	40.6	
N of Valid	402	359	383	333	1477	
N of Miss	12	63	38	26	139	

Table 178: My neighbors notice when I am doing a good job and let me know about it.

Response	6	8	10	12	Total	
NO!	34.1	33.0	37.0	30.8	33.8	
no	20.8	35.2	32.8	41.0	32.0	
yes	23.1	18.3	20.5	18.9	20.3	
YES!	22.1	13.5	9.7	9.3	13.9	
N of Valid	399	355	381	334	1469	
N of Miss	15	67	40	25	147	

Table 179: I like my neighborhood.

Response	6	8	10	12	Total	
NO!	11.1	9.0	11.1	11.8	10.7	
no	6.5	10.6	11.1	12.1	10.0	
yes	31.5	38.1	44.1	44.1	39.2	
YES!	50.9	42.3	33.8	32.0	40.1	
N of Valid	397	357	379	331	1464	
N of Miss	17	65	42	28	152	

Table 180: There are lots of adults in my neighborhood I could talk to about something important.

Response	6	8	10	12	Total	
NO!	23.9	22.6	27.0	29.7	25.7	
no	20.9	27.7	25.7	29.7	25.8	
yes	24.9	27.1	27.2	26.4	26.4	
YES!	30.4	22.6	20.1	14.1	22.2	
N of Valid	398	358	378	333	1467	
N of Miss	16	64	43	26	149	

Table 181: I'd like to get out of my neighborhood.





Response	6	8	10	12	Total	
NO!	55.0	41.3	36.3	32.5	41.8	
no	24.8	31.7	35.3	31.0	30.6	
yes	9.8	17.7	16.8	23.8	16.7	
YES!	10.5	9.3	11.6	12.7	11.0	
N of Valid	400	356	380	332	1468	
N of Miss	14	66	41	27	148	

Table 182: There are people in my neighborhood who are proud of me when I do something well.





Response	6	8	10	12	Total	
NO!	20.2	17.0	23.0	18.6	19.8	
no	17.1	25.4	19.3	23.7	21.2	
yes	30.2	31.6	41.3	39.3	35.5	
YES!	32.5	26.0	16.4	18.3	23.5	
N of Valid	397	358	378	333	1466	
N of Miss	17	64	43	26	150	

Table 183: There are people in my neighborhood who encourage me to do my best.





Response	6	8	10	12	Total	
NO!	17.3	18.2	22.4	18.9	19.2	
no	15.8	20.7	20.3	23.1	19.8	
yes	28.3	31.7	37.1	37.8	33.6	
YES!	38.6	29.4	20.3	20.1	27.4	
N of Valid	399	357	380	333	1469	
N of Miss	15	65	41	26	147	

Table 184: I feel safe in my neighborhood.





Response	6	8	10	12	Total	
NO!	10.6	7.3	8.9	8.7	8.9	
no	12.6	10.6	11.8	8.4	11.0	
yes	26.8	37.4	40.9	47.9	37.8	
YES!	50.0	44.7	38.3	35.0	42.3	
N of Valid	396	358	381	334	1469	
N of Miss	18	64	40	25	147	

Table 185: Which of the following activities for people your age are available in your community? sports teams?



Response	6	8	10	12	Total	
No	16.0	14.0	14.6	16.3	15.2	
Yes	84.0	86.0	85.4	83.7	84.8	
N of Valid	399	356	383	332	1470	
N of Miss	15	66	38	27	146	

Table 186: Which of the following activities for people your age are available in your community? scouting?



Response	6	8	10	12	Total	
No	43.8	50.4	46.4	46.1	46.6	
Yes	56.2	49.6	53.6	53.9	53.4	
N of Valid	397	351	375	330	1453	
N of Miss	17	71	46	29	163	

Table 187: Which of the following activities for people your age are available in your community? boys and girls clubs?



Response	6	8	10	12	Total	
No	25.6	23.6	24.6	25.4	24.8	
Yes	74.4	76.4	75.4	74.6	75.2	
N of Valid	398	356	378	331	1463	
N of Miss	16	66	43	28	153	

Table 188: Which of the following activities for people your age are available in your community? 4-H clubs?



Response	6	8	10	12	Total	
No	67.2	56.3	50.5	52.6	56.9	
Yes	32.8	43.7	49.5	47.4	43.1	
N of Valid	390	348	368	327	1433	
N of Miss	24	74	53	32	183	

Table 189: Which of the following activities for people your age are available in your community? service clubs?



Response	6	8	10	12	Total	
No	58.9	51.0	36.7	39.1	46.8	
Yes	41.1	49.0	63.3	60.9	53.2	
N of Valid	392	349	368	330	1439	
N of Miss	22	73	53	29	177	

Table 190: If a kid smoked marijuana in your neighborhood would he or she be caught by the police?





Response	6	8	10	12	Total	
NO!	17.0	20.8	26.9	28.9	23.2	
no	20.0	33.3	43.1	50.9	36.2	
yes	26.3	27.1	17.3	13.9	21.3	
YES!	36.8	18.8	12.8	6.3	19.3	
N of Valid	400	351	376	332	1459	
N of Miss	14	71	45	27	157	

Table 191: If a kid drank some beer, wine or hard liquor (for example, vodka, whiskey, or gin) in your neighborhood would he or she be caught by the police?





Response	6	8	10	12	Total	
NO!	19.5	29.1	34.0	33.7	28.8	
no	25.8	39.6	45.5	53.0	40.4	
yes	28.3	17.4	13.6	9.0	17.5	
YES!	26.3	14.0	6.9	4.2	13.3	
N of Valid	399	351	376	332	1458	
N of Miss	15	71	45	27	158	

Table 192: If a kid carried a handgun in your neighborhood would he or she be caught by the police?





Response	6	8	10	12	Total	
NO!	15.3	20.5	26.1	26.0	21.7	
no	16.0	31.3	38.3	42.3	31.4	
yes	26.0	22.5	19.4	21.5	22.4	
YES!	42.8	25.6	16.2	10.3	24.4	
N of Valid	400	351	376	331	1458	
N of Miss	14	71	45	28	158	

Table 193: If you wanted to get some cigarettes, how easy would it be for you to get some?





Response	6	8	10	12	Total	
Very hard	73.2	48.4	27.9	10.7	41.4	
Sort of hard	8.3	13.5	13.4	8.0	10.8	
Sort of easy	8.3	19.2	23.4	12.6	15.9	
Very easy	10.1	18.9	35.3	68.7	32.0	
N of Valid	396	349	380	326	1451	
N of Miss	18	73	41	33	165	

Table 194: If you wanted to get some beer, wine or hard liquor (for example, vodka, whiskey, or gin), how easy would it be for you to get some?





Response	6	8	10	12	Total	
Very hard	68.7	40.7	25.1	10.1	37.4	
Sort of hard	9.1	16.6	14.2	9.5	12.3	
Sort of easy	8.8	19.2	25.1	26.0	19.4	
Very easy	13.4	23.5	35.6	54.4	30.9	
N of Valid	396	349	379	327	1451	
N of Miss	18	73	42	32	165	

Table 195: If you wanted to get a drug like cocaine, LSD, or amphetamines, how easy would it be for you to get some?





Response	6	8	10	12	Total	
Very hard	94.2	82.0	59.8	46.8	71.6	
Sort of hard	2.5	8.6	18.0	24.2	12.9	
Sort of easy	1.3	3.7	10.1	14.4	7.1	
Very easy	2.0	5.7	12.2	14.7	8.4	
N of Valid	395	350	378	327	1450	
N of Miss	19	72	43	32	166	

Table 196: If you wanted to get a handgun, how easy would it be for you to get one?





Response	6	8	10	12	Total	
Very hard	72.5	52.3	44.3	35.2	51.9	
Sort of hard	8.1	16.6	17.4	22.3	15.8	
Sort of easy	6.8	12.0	15.6	19.3	13.1	
Very easy	12.6	19.1	22.7	23.2	19.2	
N of Valid	397	350	379	327	1453	
N of Miss	17	72	42	32	163	

Table 197: If you wanted to get some marijuana, how easy would it be for you to get some?





Response	6	8	10	12	Total	
Very hard	91.9	72.3	41.3	25.7	59.1	
Sort of hard	2.8	6.9	16.4	11.6	9.3	
Sort of easy	1.8	8.9	16.7	20.2	11.5	
Very easy	3.5	12.0	25.7	42.5	20.1	
N of Valid	397	350	378	327	1452	
N of Miss	17	72	43	32	164	

Table 198: During the past 12 months, have you participated in any alcohol prevention programs or seen any alcohol prevention messages in your school or community?
Yes, a school-based program focused on preventing underage drinking and/or drinking and driving.



Response	6	8	10	12	Total	
No	55.6	65.6	71.7	79.1	67.6	
Yes	44.4	34.4	28.3	20.9	32.4	
N of Valid	414	422	421	359	1616	
N of Miss	0	0	0	0	0	

Table 199: During the past 12 months, have you participated in any alcohol prevention programs or seen any alcohol prevention messages in your school or community? Yes, a community-based program focused on preventing underage drinking and/or drinking and driving (for example, through your church or temple or through youth groups like Boys and Girls Club or 4-H).



Response	6	8	10	12	Total	
No	84.8	86.7	90.5	90.5	88.1	
Yes	15.2	13.3	9.5	9.5	11.9	
N of Valid	414	422	421	359	1616	
N of Miss	0	0	0	0	0	

Table 200: During the past 12 months, have you participated in any alcohol prevention programs or seen any alcohol prevention messages in your school or community? Yes, a media campaign addressing underage drinking and/or drinking and driving (for example, newspaper ads, posters, pamphlets, radio, TV).



Response	6	8	10	12	Total	
No	84.5	87.4	88.6	88.3	87.2	
Yes	15.5	12.6	11.4	11.7	12.8	
N of Valid	414	422	421	359	1616	
N of Miss	0	0	0	0	0	

Table 201: During the past 12 months, have you participated in any alcohol prevention programs or seen any alcohol prevention messages in your school or community? No



Response	6	8	10	12	Total	
No	57.7	60.2	52.0	45.4	54.1	
Yes	42.3	39.8	48.0	54.6	45.9	
N of Valid	414	422	421	359	1616	
N of Miss	0	0	0	0	0	

Table 202: How wrong do your parents feel it would be for YOU to: drink beer, wine or hard liquor (for example, vodka, whiskey or gin) regularly?





Response	6	8	10	12	Total	
Very wrong	88.2	75.8	62.6	58.5	71.9	
Wrong	6.3	12.8	20.9	18.2	14.3	
A little bit wrong	4.0	8.3	11.5	17.2	9.9	
Not wrong at all	1.5	3.1	5.1	6.2	3.9	
N of Valid	399	351	374	325	1449	
N of Miss	15	71	47	34	167	

Table 203: How wrong do your parents feel it would be for YOU to: smoke cigarettes?





Response	6	8	10	12	Total	
Very wrong	93.0	83.7	77.4	68.0	81.1	
Wrong	5.5	10.0	14.2	18.8	11.8	
A little bit wrong	0.5	3.4	4.3	5.5	3.3	
Not wrong at all	1.0	2.9	4.0	7.7	3.7	
N of Valid	399	350	372	325	1446	
N of Miss	15	72	49	34	170	

Table 204: How wrong do your parents feel it would be for YOU to: smoke marijuana?





Response	6	8	10	12	Total	
Very wrong	97.0	93.4	89.5	87.0	91.9	
Wrong	1.8	3.7	5.1	7.7	4.4	
A little bit wrong	0.5	1.1	3.5	2.8	1.9	
Not wrong at all	0.8	1.7	1.9	2.5	1.7	
N of Valid	396	349	371	324	1440	
N of Miss	18	73	50	35	176	

Table 205: How wrong do your parents feel it would be for YOU to: steal something worth more than \$5?





Response	6	8	10	12	Total	
Very wrong	86.2	84.7	83.9	83.3	84.6	
Wrong	9.5	11.5	12.4	12.1	11.3	
A little bit wrong	3.0	2.6	3.2	2.8	2.9	
Not wrong at all	1.3	1.2	0.5	1.9	1.2	
N of Valid	398	347	372	323	1440	
N of Miss	16	75	49	36	176	

Table 206: How wrong do your parents feel it would be for YOU to: draw graffiti, write things, or draw pictures on buildings or other property (without the owner's permission)?





Response	6	8	10	12	Total	
Very wrong	88.9	85.8	81.4	77.5	83.6	
Wrong	7.6	8.3	13.2	15.4	10.9	
A little bit wrong	0.8	3.7	3.2	4.3	2.9	
Not wrong at all	2.8	2.3	2.2	2.8	2.5	
N of Valid	397	351	371	324	1443	
N of Miss	17	71	50	35	173	

Table 207: How wrong do your parents feel it would be for YOU to: pick a fight with someone?





Response	6	8	10	12	Total	
Very wrong	72.9	63.0	58.5	63.0	64.5	
Wrong	14.6	19.4	24.5	21.6	19.9	
A little bit wrong	8.0	12.5	14.3	11.7	11.6	
Not wrong at all	4.5	5.1	2.7	3.7	4.0	
N of Valid	398	351	371	324	1444	
N of Miss	16	71	50	35	172	

Table 208: During the past 12 months, have you talked with at least one of your parents about the dangers of underage drinking and/or drinking and driving? By parents, we mean either your biological parents, adoptive parents, stepparents, or adult guardians - whether or not they live with you.

Response	6	8	10	12	Total
No	46.4	52.5	55.4	56.2	52.4
Yes	53.6	47.5	44.6	43.8	47.6
N of Valid	379	335	363	313	1390
N of Miss	35	87	58	46	226

Table 209: Have any of your brothers or sisters ever: drunk beer, wine or hard liquor (for example, vodka, whiskey or gin)?

Response	6	8	10	12	Total
No	74.5	58.9	43.4	35.3	53.9
Yes	23.5	38.5	53.6	60.4	43.2
I don't have any brothers or sisters	2.0	2.6	2.9	4.3	2.9
N of Valid	396	348	373	323	1440
N of Miss	18	74	48	36	176

Table 210: Have any of your brothers or sisters ever: smoked marijuana?

Response	6	8	10	12	Total
No	93.4	86.5	71.8	63.4	79.4
Yes	4.5	11.0	25.0	32.3	17.6
I don't have any brothers or sisters	2.0	2.6	3.2	4.3	3.0
N of Valid	396	347	372	322	1437
N of Miss	18	75	49	37	179

Table 211: Have any of your brothers or sisters ever: smoked cigarettes?




Response	6	8	10	12	Total	
No	84.5	69.7	58.5	55.3	67.6	
Yes	13.5	27.7	38.3	39.8	29.2	
I don't have any brothers or sisters	2.0	2.6	3.2	5.0	3.1	
N of Valid	394	346	371	322	1433	
N of Miss	20	76	50	37	183	

Table 212: Have any of your brothers or sisters ever: taken a handgun to school?




Response	6	8	10	12	Total	
No	96.7	95.9	94.8	93.5	95.3	
Yes	1.3	1.5	2.2	2.2	1.8	
I don't have any brothers or sisters	2.0	2.6	3.0	4.4	2.9	
N of Valid	391	344	368	321	1424	
N of Miss	23	78	53	38	192	

Table 213: Have any of your brothers or sisters ever: been suspended or expelled from school?




Response	6	8	10	12	Total	
No	75.1	68.7	57.6	61.8	66.1	
Yes	22.8	28.4	39.1	33.5	30.8	
I don't have any brothers or sisters	2.0	2.9	3.3	4.7	3.1	
N of Valid	394	348	368	322	1432	
N of Miss	20	74	53	37	184	

Table 214: The rules in my family are clear.

Response	6	8	10	12	Total	
NO!	5.6	4.3	6.5	4.0	5.2	
no	4.6	8.7	8.4	9.7	7.7	
yes	26.8	36.7	39.5	42.7	36.0	
YES!	63.0	50.3	45.7	43.6	51.1	
N of Valid	395	346	370	321	1432	
N of Miss	19	76	51	38	184	

Table 215: People in my family often insult or yell at each other.

Response	6	8	10	12	Total	
NO!	37.5	25.7	23.2	23.1	27.7	
no	29.1	36.7	36.1	44.5	36.2	
yes	22.4	24.9	24.5	19.6	22.9	
YES!	11.0	12.7	16.2	12.8	13.1	
N of Valid	392	346	371	321	1430	
N of Miss	22	76	50	38	186	

Table 216: When I am not at home, one of my parents knows where I am and who I am with.

Response	6	8	10	12	Total	
NO!	5.4	3.5	4.3	5.3	4.6	
no	5.6	7.0	6.5	10.0	7.2	
yes	20.2	30.8	36.6	41.4	31.8	
YES!	68.9	58.7	52.6	43.3	56.5	
N of Valid	392	344	369	321	1426	
N of Miss	22	78	52	38	190	

Table 217: We argue about the same things in my family over and over.

Response	6	8	10	12	Total	
NO!	44.6	24.4	20.7	15.6	27.0	
no	29.9	39.0	34.8	39.3	35.5	
yes	14.7	25.0	28.0	28.7	23.8	
YES!	10.8	11.6	16.6	16.5	13.8	
N of Valid	388	344	368	321	1421	
N of Miss	26	78	53	38	195	

Table 218: If you drank some beer or wine or liquor (for example, vodka, whiskey, or gin) without your parents' permission, would you be caught by your parents?

Response	6	8	10	12	Total	
NO!	15.4	17.6	22.0	23.7	19.5	
no	8.2	22.0	30.4	50.0	26.6	
yes	14.4	22.3	25.5	13.0	18.9	
YES!	62.1	38.2	22.2	13.3	35.0	
N of Valid	390	346	369	316	1421	
N of Miss	24	76	52	43	195	

Table 219: My family has clear rules about alcohol and drug use.

Response	6	8	10	12	Total	
NO!	4.9	5.5	7.6	6.3	6.1	
no	4.9	12.2	11.1	15.8	10.7	
yes	16.8	25.9	34.6	35.1	27.7	
YES!	73.5	56.3	46.8	42.7	55.5	
N of Valid	388	343	370	316	1417	
N of Miss	26	79	51	43	199	

Table 220: If you carried a handgun without your parents' permission, would you be caught by your parents?





Response	6	8	10	12	Total	
NO!	10.5	10.8	11.8	15.0	11.9	
no	3.1	9.4	15.3	25.5	12.7	
yes	14.8	18.7	25.8	21.3	20.0	
YES!	71.7	61.1	47.1	38.2	55.3	
N of Valid	392	342	365	314	1413	
N of Miss	22	80	56	45	203	

Table 221: If you skipped school would you be caught by your parents?





Response	6	8	10	12	Total	
NO!	7.4	7.9	13.1	18.1	11.4	
no	6.6	12.3	15.8	24.4	14.3	
yes	15.0	22.2	27.2	26.7	22.5	
YES!	71.0	57.6	43.9	30.8	51.8	
N of Valid	393	342	367	315	1417	
N of Miss	21	80	54	44	199	

Table 222: Do you feel very close to your mother?





Response	6	8	10	12	Total	
NO!	4.9	7.4	9.6	9.7	7.8	
no	4.6	7.9	10.1	11.7	8.4	
yes	16.5	24.1	26.2	29.1	23.6	
YES!	74.0	60.6	54.1	49.5	60.2	
N of Valid	389	340	366	309	1404	
N of Miss	25	82	55	50	212	

Table 223: Do you share your thoughts and feelings with your mother?





Response	6	8	10	12	Total	
NO!	10.9	12.6	12.8	13.9	12.5	
no	11.9	20.2	24.3	22.0	19.4	
yes	23.3	27.9	24.0	30.1	26.1	
YES!	54.0	39.3	38.8	34.0	42.1	
N of Valid	387	341	366	309	1403	
N of Miss	27	81	55	50	213	

Table 224: My parents ask me what I think before most family decisions affecting me are made.





Response	6	8	10	12	Total	
NO!	13.1	15.0	11.3	15.9	13.7	
no	13.3	20.4	25.7	22.7	20.3	
yes	30.0	36.3	35.9	39.0	35.0	
YES!	43.6	28.3	27.1	22.4	31.0	
N of Valid	390	339	362	308	1399	
N of Miss	24	83	59	51	217	

Table 225: Do you share your thoughts and feelings with your father?





Response	6	8	10	12	Total	
NO!	22.6	27.0	28.3	24.9	25.6	
no	19.7	23.1	27.7	30.4	25.0	
yes	20.0	24.3	23.4	28.2	23.7	
YES!	37.7	25.5	20.6	16.5	25.6	
N of Valid	390	337	364	309	1400	
N of Miss	24	85	57	50	216	

Table 226: Do you enjoy spending time with your mother?





Response	6	8	10	12	Total	
NO!	5.1	6.5	6.8	7.8	6.5	
no	3.3	6.7	10.1	8.1	7.0	
yes	18.9	32.0	33.9	41.6	30.9	
YES!	72.6	54.8	49.2	42.5	55.6	
N of Valid	391	341	366	308	1406	
N of Miss	23	81	55	51	210	

Table 227: Do you enjoy spending time with your father?





Response	6	8	10	12	Total	
NO!	10.1	14.0	18.7	15.0	14.4	
no	4.4	6.6	7.7	10.1	7.0	
yes	17.8	32.2	34.4	42.7	31.1	
YES!	67.8	47.2	39.1	32.2	47.5	
N of Valid	388	335	363	307	1393	
N of Miss	26	87	58	52	223	

Table 228: If I had a personal problem, I could ask my mom or dad for help.





Response	6	8	10	12	Total	
NO!	7.6	9.5	8.0	12.0	9.1	
no	6.6	10.1	14.6	9.7	10.2	
yes	20.6	28.0	31.4	38.8	29.2	
YES!	65.1	52.4	46.0	39.5	51.5	
N of Valid	393	336	363	309	1401	
N of Miss	21	86	58	50	215	

Table 229: Do you feel very close to your father?

Response	6	8	10	12	Total	
NO!	11.6	17.3	20.8	18.8	16.9	
no	7.2	14.0	19.9	18.2	14.6	
yes	19.6	21.4	24.7	31.2	23.9	
YES!	61.6	47.3	34.6	31.8	44.6	
N of Valid	388	336	361	308	1393	
N of Miss	26	86	60	51	223	

Table 230: My parents give me lots of chances to do fun things with them.

Response	6	8	10	12	Total	
NO!	7.1	7.1	9.7	10.1	8.4	
no	7.1	12.4	20.5	25.4	15.9	
yes	24.9	35.2	38.2	38.1	33.7	
YES!	60.8	45.3	31.6	26.4	42.0	
N of Valid	393	338	361	307	1399	
N of Miss	21	84	60	52	217	

Table 231: My parents ask if I've gotten my homework done.

Response	6	8	10	12	Total	
NO!	4.1	6.2	6.3	10.8	6.6	
no	2.8	5.9	12.1	18.6	9.4	
yes	23.3	29.5	31.1	38.9	30.2	
YES!	69.8	58.4	50.4	31.7	53.7	
N of Valid	391	339	363	306	1399	
N of Miss	23	83	58	53	217	

Table 232: People in my family have serious arguments.

Response	6	8	10	12	Total	
NO!	43.9	29.1	23.7	19.7	29.8	
no	31.0	43.0	41.6	50.2	40.9	
yes	15.0	15.8	22.9	20.7	18.5	
YES!	10.1	12.1	11.7	9.5	10.9	
N of Valid	387	330	358	305	1380	
N of Miss	27	92	63	54	236	

Table 233: Would your parents know if you did not come home on time?

Response	6	8	10	12	Total	
NO!	5.1	6.6	6.4	8.2	6.5	
no	6.7	10.7	12.8	17.7	11.7	
yes	20.1	29.6	35.8	37.0	30.2	
YES!	68.1	53.1	45.0	37.0	51.7	
N of Valid	389	335	360	305	1389	
N of Miss	25	87	61	54	227	

Table 234: It is important to be honest with your parents, even if they become upset or you get punished.

Response	6	8	10	12	Total	
NO!	4.9	5.4	5.5	8.8	6.0	
no	2.8	6.5	8.8	8.8	6.6	
yes	18.0	31.3	35.4	40.5	30.7	
YES!	74.3	56.8	50.3	41.8	56.7	
N of Valid	389	336	362	306	1393	
N of Miss	25	86	59	53	223	

Table 235: My parents notice when I am doing a good job and let me know about it.

Response	6	8	10	12	Total
Never or Almost Never	5.1	6.9	6.6	9.6	6.9
Sometimes	21.2	21.6	26.5	27.2	24.0
Often	25.3	31.4	30.7	28.8	28.9
All the time	48.3	40.1	36.2	34.4	40.2
N of Valid	391	334	362	302	1389
N of Miss	23	88	59	57	227

Table 236: How often do your parents tell you they're proud of you for something you've done?

Response	6	8	10	12	Total
Never or Almost Never	5.1	8.7	8.0	9.6	7.7
Sometimes	16.4	17.4	26.1	24.3	20.9
Often	29.7	34.4	32.1	36.2	32.9
All the time	48.8	39.5	33.8	29.9	38.6
N of Valid	391	334	364	301	1390
N of Miss	23	88	57	58	226

Table 237: How many brothers and sisters, including stepbrothers and stepsisters, do you have that are younger than you?

Response	6	8	10	12	Total
0	27.8	29.7	29.9	30.6	29.4
1	31.9	30.3	26.6	30.9	29.9
2	14.3	15.6	18.4	15.0	15.8
3	8.7	9.3	9.9	8.6	9.1
4	6.4	5.7	5.2	5.0	5.6
5	4.1	3.0	4.1	3.3	3.7
6 or more	6.9	6.3	5.8	6.6	6.4
N of Valid	392	333	364	301	1390
N of Miss	22	89	57	58	226

Table 238: How many brothers and sisters, including stepbrothers and stepsisters, do you have that are older than you?








Response	6	8	10	12	Total	
0	27.6	28.4	33.0	31.1	30.0	
1	28.9	29.3	27.5	28.2	28.5	
2	18.2	18.3	15.7	18.0	17.5	
3	12.3	10.5	9.6	8.9	10.4	
4	5.6	4.8	4.4	4.9	4.9	
5	2.6	3.3	3.3	3.9	3.2	
6 or more	4.9	5.4	6.6	4.9	5.5	
N of Valid	391	334	364	305	1394	
N of Miss	23	88	57	54	222	

Table 239: Have you changed homes in the past year (the last 12 months)?



Response	6	8	10	12	Total	
No	69.7	72.8	75.4	81.6	74.5	
Yes	30.3	27.2	24.6	18.4	25.5	
N of Valid	393	334	362	305	1394	
N of Miss	21	88	59	54	222	

Table 240: How many times have you changed homes since kindergarten?






Response	6	8	10	12	Total	
Never	38.4	33.7	26.5	26.6	31.6	
1 or 2 times	30.7	31.9	34.8	36.2	33.3	
3 or 4 times	17.0	16.3	18.8	20.1	18.0	
5 or 6 times	5.9	10.8	7.2	8.6	8.0	
7 or more times	8.0	7.2	12.7	8.6	9.2	
N of Valid	388	332	362	304	1386	
N of Miss	26	90	59	55	230	

Table 241: Have you changed schools (including changing from elementary to middle and middle to high school) in the past year?



Response	6	8	10	12	Total	
No	67.4	62.8	70.2	84.5	70.8	
Yes	32.6	37.2	29.8	15.5	29.2	
N of Valid	386	328	363	303	1380	
N of Miss	28	94	58	56	236	

Table 242: How many times have you changed schools since kindergarten (including changing from elementary to middle and middle to high school)?






Response	6	8	10	12	Total	
Never	38.1	22.7	21.2	24.4	27.0	
1 or 2 times	38.9	38.7	32.3	27.1	34.5	
3 or 4 times	16.1	25.5	26.7	33.7	24.9	
5 or 6 times	4.1	8.9	11.1	8.6	8.0	
7 or more times	2.8	4.3	8.6	6.3	5.4	
N of Valid	391	326	359	303	1379	
N of Miss	23	96	62	56	237	

Table 243: Has anyone in your family ever had severe alcohol or drug problems?



Response	6	8	10	12	Total	
No	72.0	65.9	55.5	52.2	61.9	
Yes	28.0	34.1	44.5	47.8	38.1	
N of Valid	386	323	362	301	1372	
N of Miss	28	99	59	58	244	

Table 244: About how many adults (over 21) have you known personally who in the past year have: used marijuana, crack, cocaine, or other drugs?






Response	6	8	10	12	Total	
0	75.6	60.5	47.8	43.4	57.7	
1	11.7	15.8	13.5	14.5	13.8	
2	4.8	6.4	14.6	12.5	9.4	
3-4	3.3	5.5	8.8	11.5	7.1	
5+	4.6	11.9	15.2	18.1	12.0	
N of Valid	393	329	362	304	1388	
N of Miss	21	93	59	55	228	

Table 245: About how many adults (over 21) have you known personally who in the past year have: sold or dealt drugs?






Response	6	8	10	12	Total	
0	84.9	68.8	60.2	54.5	68.0	
1	8.9	10.1	10.4	12.2	10.3	
2	2.6	7.3	8.5	9.6	6.8	
3-4	1.8	5.5	7.4	9.6	5.8	
5+	1.8	8.3	13.5	14.2	9.1	
N of Valid	392	327	364	303	1386	
N of Miss	22	95	57	56	230	

Table 246: About how many adults (over 21) have you known personally who in the past year have: done other things that could get them in trouble with the police, like stealing, selling stolen goods, mugging or assaulting others, etc.?






Response	6	8	10	12	Total	
0	80.3	66.4	55.4	57.1	65.4	
1	11.0	13.5	12.5	11.2	12.0	
2	3.6	7.6	11.4	9.2	7.8	
3-4	3.3	3.7	3.6	7.3	4.4	
5+	1.8	8.9	17.0	15.2	10.4	
N of Valid	390	327	359	303	1379	
N of Miss	24	95	62	56	237	

Table 247: About how many adults (over 21) have you known personally who in the past year have: gotten drunk or high?










Response	6	8	10	12	Total	
0	61.5	37.0	29.0	25.4	39.3	
1	17.6	19.1	16.0	14.2	16.8	
2	6.9	12.0	13.0	13.2	11.1	
3-4	4.6	8.6	10.8	8.6	8.0	
5+	9.4	23.1	31.2	38.6	24.8	
N of Valid	392	324	362	303	1381	
N of Miss	22	98	59	56	235	

Table 248: How honest were you in filling out this survey?

Response	6	8	10	12	Total	
I was very honest	85.3	83.6	85.7	82.5	84.4	
I was honest pretty much of the time	13.4	15.2	11.0	14.0	13.3	
I was honest some of the time	0.5	1.2	2.8	3.2	1.9	
I was honest once in a while	0.8	0.0	0.6	0.3	0.4	
I was not honest at all	0.0	0.0	0.0	0.0	0.0	
N of Valid	389	329	363	308	1389	
N of Miss	25	93	58	51	227	