

2008 APNA

Arkansas Prevention Needs Assessment Student Survey



Washington County Frequency Distribution Report

Office of Alcohol and Drug Abuse Prevention
Division of Behavioral Health Services
Arkansas Department of Human Services
March 2009

Contents

1 INTRODUCTION

12

2 PERCENTAGE TABLES

17

List of Tables

1	Sex	18
2	Age	18
3	Are you Hispanic or Latino?	18
4	What is your race? Black or African American	19
5	What is your race? Asian	19
6	What is your race? American Indian	19
7	What is your race? Alaska Native	19
8	What is your race? White	20
9	What is your race? Native Hawaiian or Other Pacific Islander	20
10	What is your race? Other	20
11	What is the highest level of schooling completed by your mother or father?	21
12	Think of where you live most of the time. Which of the following people live there with you? Mother	21
13	Think of where you live most of the time. Which of the following people live there with you? Stepmother	21
14	Think of where you live most of the time. Which of the following people live there with you? Foster Mother	22
15	Think of where you live most of the time. Which of the following people live there with you? Grandmother	22
16	Think of where you live most of the time. Which of the following people live there with you? Aunt	22
17	Think of where you live most of the time. Which of the following people live there with you? Father	22

18	Think of where you live most of the time. Which of the following people live there with you? Stepfather	23
19	Think of where you live most of the time. Which of the following people live there with you? Foster Father	23
20	Think of where you live most of the time. Which of the following people live there with you? Grandfather	23
21	Think of where you live most of the time. Which of the following people live there with you? Uncle	23
22	Think of where you live most of the time. Which of the following people live there with you? Other Adults	24
23	Think of where you live most of the time. Which of the following people live there with you? Brother(s)	24
24	Think of where you live most of the time. Which of the following people live there with you? Stepbrother(s)	24
25	Think of where you live most of the time. Which of the following people live there with you? Sister(s)	24
26	Think of where you live most of the time. Which of the following people live there with you? Stepsister(s)	25
27	Think of where you live most of the time. Which of the following people live there with you? Other Children	25
28	In my school, students have lots of chances to help decide things like class activities and rules.	25
29	Teachers ask me to work on special classroom projects.	26
30	My teacher(s) notices when I am doing a good job and lets me know about it.	26
31	There are lots of chances for students in my school to get involved in sports, clubs, and other school activities outside of class. . . .	26
32	There are lots of chances for students in my school to talk with a teacher one-on-one.	27

33	I feel safe at my school.	27
34	The school lets my parents know when I have done something well.	27
35	My teachers praise me when I work hard in school.	28
36	Are your school grades better than the grades of most students in your class?	28
37	I have lots of chances to be part of class discussions or activities.	28
38	Now thinking back over the past year in school, how often did you: enjoy being in school?	29
39	Now thinking back over the past year in school, how often did you: hate being in school?	29
40	Now thinking back over the past year in school, how often did you: try to do your best work in school?	29
41	How often do you feel that the school work you are assigned is meaningful and important?	30
42	Putting them all together, what were your grades like last year?	30
43	How important do you think the things you are learning in school are going to be for your later life?	30
44	How interesting are most of your courses to you?	31
45	During the LAST FOUR WEEKS how many whole days of school have you missed because you skipped or 'cut'?	31
46	Think of your four best friends (the friends you feel closest to). In the past year (12 months), how many of your best friends have: participated in clubs, organizations or activities at school?	31
47	Think of your four best friends (the friends you feel closest to). In the past year (12 months), how many of your best friends have: smoked cigarettes?	32

48	Think of your four best friends (the friends you feel closest to). In the past year (12 months), how many of your best friends have: tried beer, wine or hard liquor (for example, vodka, whiskey, or gin) when their parents didn't know about it?	32
49	Think of your four best friends (the friends you feel closest to). In the past year (12 months), how many of your best friends have: made a commitment to stay drug-free?	32
50	Think of your four best friends (the friends you feel closest to). In the past year (12 months), how many of your best friends have: used marijuana?	33
51	Think of your four best friends (the friends you feel closest to). In the past year (12 months), how many of your best friends have: tried to do well in school?	33
52	Think of your four best friends (the friends you feel closest to). In the past year (12 months), how many of your best friends have: used LSD, cocaine, amphetamines, or other illegal drugs?	33
53	Think of your four best friends (the friends you feel closest to). In the past year (12 months), how many of your best friends have: been suspended from school?	34
54	Think of your four best friends (the friends you feel closest to). In the past year (12 months), how many of your best friends have: liked school?	34
55	Think of your four best friends (the friends you feel closest to). In the past year (12 months), how many of your best friends have: carried a handgun?	34
56	Think of your four best friends (the friends you feel closest to). In the past year (12 months), how many of your best friends have: sold illegal drugs?	35
57	Think of your four best friends (the friends you feel closest to). In the past year (12 months), how many of your best friends have: regularly attended religious services?	35

58	Think of your four best friends (the friends you feel closest to). In the past year (12 months), how many of your best friends have: stolen or tried to steal a motor vehicle such as a car or motorcycle?	35
59	Think of your four best friends (the friends you feel closest to). In the past year (12 months), how many of your best friends have: been arrested?	36
60	Think of your four best friends (the friends you feel closest to). In the past year (12 months), how many of your best friends have: dropped out of school?	36
61	Think of your four best friends (the friends you feel closest to). In the past year (12 months), how many of your best friends have: been members of a gang?	36
62	What are the chances you would be seen as cool if you: smoked cigarettes?	37
63	What are the chances you would be seen as cool if you: worked hard at school?	37
64	What are the chances you would be seen as cool if you: began drinking alcoholic beverages regularly, that is, at least once or twice a month?	37
65	What are the chances you would be seen as cool if you: defended someone who was being verbally abused at school?	38
66	What are the chances you would be seen as cool if you: smoked marijuana?	38
67	What are the chances you would be seen as cool if you: carried a handgun?	38
68	What are the chances you would be seen as cool if you: regularly volunteered to do community service?	39
69	How old were you when you first: smoked marijuana?	39
70	How old were you when you first: smoked a cigarette, even just a puff?	40

71	How old were you when you first: had more than a sip or two of beer, wine or hard liquor (for example, vodka, whiskey, or gin)?	40
72	How old were you when you first: began drinking alcoholic beverages regularly, that is, at least once or twice a month?	41
73	How old were you when you first: used phenoxydine (pox, px, breeze)?	41
74	How old were you when you first: got suspended from school?	42
75	How old were you when you first: got arrested?	42
76	How old were you when you first: carried a handgun?	43
77	How old were you when you first: attacked someone with the idea of seriously hurting them?	43
78	How old were you when you first: belonged to a gang?	44
79	How wrong do you think it is for someone your age to: take a handgun to school?	44
80	How wrong do you think it is for someone your age to: steal anything worth more than \$5?	44
81	How wrong do you think it is for someone your age to: pick a fight with someone?	45
82	How wrong do you think it is for someone your age to: attack someone with the idea of seriously hurting them?	45
83	How wrong do you think it is for someone your age to: stay away from school all day when their parents think they are at school?	45
84	How wrong do you think it is for someone your age to: drink beer, wine or hard liquor (for example, vodka, whiskey, or gin) regularly?	46
85	How wrong do you think it is for someone your age to: smoke cigarettes?	46

86	How wrong do you think it is for someone your age to: smoke marijuana?	46
87	How wrong do you think it is for someone your age to: use LSD, cocaine, amphetamines or another illegal drug?	47
88	At school during the past 12 months, did you receive help from the resource teacher, speech therapist or other special education teacher?	47
89	How many times have you done the following things? done what feels good no matter what.	47
90	How many times have you done the following things? done something dangerous because someone dared you to do it.	48
91	How many times have you done the following things? done crazy things even if they are a little dangerous.	48
92	How many times in the past year (12 months) have you: been suspended from school?	49
93	How many times in the past year (12 months) have you: carried a handgun?	49
94	How many times in the past year (12 months) have you: sold illegal drugs?	50
95	How many times in the past year (12 months) have you: stolen or tried to steal a motor vehicle such as a car or motorcycle?	50
96	How many times in the past year (12 months) have you: participated in clubs, organizations or activities at school?	51
97	How many times in the past year (12 months) have you: been arrested?	51
98	How many times in the past year (12 months) have you: done extra work on your own for school?	52
99	How many times in the past year (12 months) have you: attacked someone with the idea of seriously hurting them?	52

100	How many times in the past year (12 months) have you: been drunk or high at school?	53
101	How many times in the past year (12 months) have you: volunteered to do community service?	53
102	How many times in the past year (12 months) have you: taken a handgun to school?	54
103	Are you currently on probation, or assigned a probation officer with Juvenile Court?	54
104	Have you ever belonged to a gang?	54
105	If you have ever belonged to a gang, did that gang have a name?	55
106	You're looking at CD's in a music store with a friend. You look up and see her slip a CD under her coat. She smiles and says 'Which one do you want? Go ahead, take it while nobody's around.' There is nobody in sight, no employees and no other customers. What would you do now?	55
107	You are visiting another part of town, and you don't know any of the people your age there. You are walking down the street, and some teenager you don't know is walking toward you. He is about your size, and as he is about to pass you, he deliberately bumps into you and you almost lose your balance. What would you say or do?	55
108	You are at a party at someone's house, and one of your friends offers you a drink containing alcohol. What would you say or do?	56
109	It's 8:00 on a weeknight and you are about to go over to a friend's home when your mother asks you where you are going. You say 'Oh, just going to go hang out with some friends.' She says, 'No, you'll just get into trouble if you go out. Stay home tonight.' What would you do now?	56
110	How often do you attend religious services or activities?	56
111	I do the opposite of what people tell me, just to get them mad.	57
112	I like to see how much I can get away with.	57

113	I ignore rules that get in my way.	57
114	I think sometimes it's okay to cheat at school.	58
115	It is important to think before you act.	58
116	Sometimes I think that life is not worth it.	58
117	At times I think I am no good at all.	59
118	All in all, I am inclined to think that I am a failure.	59
119	In the past year, have you felt depressed or sad MOST days, even if you felt okay sometimes?	59
120	It is all right to beat up people if they start the fight.	60
121	I think it is okay to take something without asking if you can get away with it.	60
122	Sometimes we don't know what we will do as adults, but we may have an idea. Please answer how true these statements may be for you. WHEN I AM AN ADULT I WILL: smoke cigarettes.	60
123	Sometimes we don't know what we will do as adults, but we may have an idea. Please answer how true these statements may be for you. WHEN I AM AN ADULT I WILL: drink beer, wine, or liquor.	61
124	Sometimes we don't know what we will do as adults, but we may have an idea. Please answer how true these statements may be for you. WHEN I AM AN ADULT I WILL: smoke marijuana.	61
125	Sometimes we don't know what we will do as adults, but we may have an idea. Please answer how true these statements may be for you. WHEN I AM AN ADULT I WILL: use LSD, cocaine, amphetamines or another illegal drug.	61
126	How much do you think people risk harming themselves (physically or in other ways) if they: smoked one or more packs of cigarettes per day?	62

127	How much do you think people risk harming themselves (physically or in other ways) if they: try marijuana once or twice?	62
128	How much do you think people risk harming themselves (physically or in other ways) if they: smoke marijuana regularly?	62
129	How much do you think people risk harming themselves (physically or in other ways) if they: take one or two drinks of an alcoholic beverage (beer, wine, liquor) nearly every day?	63
130	How much do you think people risk harming themselves (physically or in other ways) if they: have five or more drinks once or twice each weekend?	63
131	On how many occasions have you had alcoholic beverages (beer, wine or hard liquor) to drink in your lifetime - more than just a few sips?	63
132	On how many occasions have you had beer, wine or hard liquor to drink during the past 30 days?	64
133	On how many occasions have you used marijuana (grass, pot) or hashish (hash, hash oil) in your lifetime?	64
134	On how many occasions have you used marijuana (grass, pot) or hashish (hash, hash oil) during the past 30 days?	65
135	On how many occasions have you used LSD or other psychedelics in your lifetime?	65
136	On how many occasions have you used LSD or other psychedelics during the past 30 days?	66
137	On how many occasions have you used cocaine or crack in your lifetime?	66
138	On how many occasions have you used cocaine or crack during the past 30 days?	67
139	On how many occasions have you sniffed glue, breathed the contents of an aerosol spray can, or inhaled other gases or sprays, in order to get high in your lifetime?	67

140	On how many occasions have you sniffed glue, breathed the contents of an aerosol spray can, or inhaled other gases or sprays, in order to get high during the past 30 days?	68
141	On how many occasions have you used phenoxydine (pox, px, breeze) in your lifetime?	68
142	On how many occasions have you used phenoxydine (pox, px, breeze) during the past 30 days?	69
143	On how many occasions have you used sedatives (tranquilizers, such as Valium or Xanax, barbiturates, or sleeping pills) without a doctor telling you to take them, in your lifetime?	69
144	On how many occasions have you used sedatives (tranquilizers, such as Valium or Xanax, barbiturates, or sleeping pills) without a doctor telling you to take them, during the past 30 days?	70
145	On how many occasions have you used Methamphetamines (meth, speed, crank, crystal meth) in your lifetime?	70
146	On how many occasions have you used Methamphetamines (meth, speed, crank, crystal meth) in the past 30 days?	71
147	On how many occasions have you used stimulants, other than Methamphetamines (such as amphetamines, Ritalin or Dexedrine) without a doctor telling you to take them, in your lifetime?	71
148	On how many occasions have you used stimulants, other than Methamphetamines (such as amphetamines, Ritalin or Dexedrine) without a doctor telling you to take them, during the past 30 days?	72
149	On how many occasions have you used heroin or other opiates in your lifetime?	72
150	On how many occasions have you used heroin or other opiates during the past 30 days?	73
151	On how many occasions have you used MDMA ('X', 'E', or ecstasy) in your lifetime?	73

152	On how many occasions have you used MDMA ('X', 'E', or ecstasy) during the past 30 days?	74
153	On how many occasions have you taken prescription drugs (such as Valium, Xanax, Ritalin, Adderall, OxyContin, Darvocet, or sleeping pills) on your own-that is, without a doctor telling you to take them in your lifetime?	74
154	On how many occasions have you taken prescription drugs (such as Valium, Xanax, Ritalin, Adderall, OxyContin, Darvocet, or sleeping pills) on your own-that is, without a doctor telling you to take them during the past 30 days?	75
155	On how many occasions have you taken non-prescription medicines such as diet pills (for example, Dietac, Dexatrim or Prolamine), stay-awake pills (for example No-Doz, Vivarin, or Wake), or cough or cold medicines (robos, DXM, etc.) to get high in your lifetime?	75
156	On how many occasions have you taken non-prescription medicines such as diet pills (for example, Dietac, Dexatrim or Prolamine), stay-awake pills (for example No-Doz, Vivarin, or Wake), or cough or cold medicines (robos, DXM, etc.) to get high during the past 30 days?	76
157	On how many occasions have you been drunk or very high from drinking alcoholic beverages during the past 30 days?	76
158	Think back over the last two weeks. How many times have you had five or more alcoholic drinks in a row?	77
159	Have you ever used smokeless tobacco (chew, snuff, plug, dipping tobacco, or chewing tobacco)?	77
160	How often have you taken smokeless tobacco during the past 30 days?	77
161	Have you ever smoked cigarettes?	78
162	How frequently have you smoked cigarettes during the past 30 days?	78

163	During the last month, about how many marijuana cigarettes, or the equivalent, did you smoke a day, on the average?	79
164	If you drank alcohol (not just a sip or taste) in the past year, how did you usually get it?	79
165	If you drank alcohol (not just a sip or taste) in the past year, where did you usually drink it?	80
166	If you smoked cigarettes (not just a puff or drag) in the past year, how did you usually get them?	81
167	If you smoked cigarettes (not just a puff or drag) in the past year, where did you usually smoke them?	82
168	During the past 30 days, how many times did you ride in a car or other vehicle driven by someone who had been drinking alcohol?	82
169	During the past 30 days, how many times did you drive a car or other vehicle when you had been drinking alcohol?	83
170	How wrong would most adults (over 21) in your neighborhood think it is for kids your age: to use marijuana?	83
171	How wrong would most adults (over 21) in your neighborhood think it is for kids your age: to drink alcohol?	83
172	How wrong would most adults (over 21) in your neighborhood think it is for kids your age: to smoke cigarettes?	84
173	How much do each of the following statements describe your neighborhood? crime and/or drug selling	84
174	How much do each of the following statements describe your neighborhood? fights	84
175	How much do each of the following statements describe your neighborhood? lots of empty or abandoned buildings	85
176	How much do each of the following statements describe your neighborhood? lots of graffiti	85
177	If I had to move, I would miss the neighborhood I now live in.	85

178	My neighbors notice when I am doing a good job and let me know about it.	86
179	I like my neighborhood.	86
180	There are lots of adults in my neighborhood I could talk to about something important.	86
181	I'd like to get out of my neighborhood.	87
182	There are people in my neighborhood who are proud of me when I do something well.	87
183	There are people in my neighborhood who encourage me to do my best.	87
184	I feel safe in my neighborhood.	88
185	Which of the following activities for people your age are available in your community? sports teams?	88
186	Which of the following activities for people your age are available in your community? scouting?	88
187	Which of the following activities for people your age are available in your community? boys and girls clubs?	89
188	Which of the following activities for people your age are available in your community? 4-H clubs?	89
189	Which of the following activities for people your age are available in your community? service clubs?	89
190	If a kid smoked marijuana in your neighborhood would he or she be caught by the police?	90
191	If a kid drank some beer, wine or hard liquor (for example, vodka, whiskey, or gin) in your neighborhood would he or she be caught by the police?	90
192	If a kid carried a handgun in your neighborhood would he or she be caught by the police?	90

193	If you wanted to get some cigarettes, how easy would it be for you to get some?	91
194	If you wanted to get some beer, wine or hard liquor (for example, vodka, whiskey, or gin), how easy would it be for you to get some?	91
195	If you wanted to get a drug like cocaine, LSD, or amphetamines, how easy would it be for you to get some?	91
196	If you wanted to get a handgun, how easy would it be for you to get one?	92
197	If you wanted to get some marijuana, how easy would it be for you to get some?	92
198	During the past 12 months, have you participated in any alcohol prevention programs or seen any alcohol prevention messages in your school or community? Yes, a school-based program focused on preventing underage drinking and/or drinking and driving.	92
199	During the past 12 months, have you participated in any alcohol prevention programs or seen any alcohol prevention messages in your school or community? Yes, a community-based program focused on preventing underage drinking and/or drinking and driving (for example, through your church or temple or through youth groups like Boys and Girls Club or 4-H).	93
200	During the past 12 months, have you participated in any alcohol prevention programs or seen any alcohol prevention messages in your school or community? Yes, a media campaign addressing underage drinking and/or drinking and driving (for example, newspaper ads, posters, pamphlets, radio, TV).	93
201	During the past 12 months, have you participated in any alcohol prevention programs or seen any alcohol prevention messages in your school or community? No	93
202	How wrong do your parents feel it would be for YOU to: drink beer, wine or hard liquor (for example, vodka, whiskey or gin) regularly?	94
203	How wrong do your parents feel it would be for YOU to: smoke cigarettes?	94

204	How wrong do your parents feel it would be for YOU to: smoke marijuana?	94
205	How wrong do your parents feel it would be for YOU to: steal something worth more than \$5?	95
206	How wrong do your parents feel it would be for YOU to: draw graffiti, write things, or draw pictures on buildings or other property (without the owner's permission)?	95
207	How wrong do your parents feel it would be for YOU to: pick a fight with someone?	95
208	During the past 12 months, have you talked with at least one of your parents about the dangers of underage drinking and/or drinking and driving? By parents, we mean either your biological parents, adoptive parents, stepparents, or adult guardians - whether or not they live with you.	96
209	Have any of your brothers or sisters ever: drunk beer, wine or hard liquor (for example, vodka, whiskey or gin)?	96
210	Have any of your brothers or sisters ever: smoked marijuana?	96
211	Have any of your brothers or sisters ever: smoked cigarettes?	97
212	Have any of your brothers or sisters ever: taken a handgun to school?	97
213	Have any of your brothers or sisters ever: been suspended or expelled from school?	97
214	The rules in my family are clear.	98
215	People in my family often insult or yell at each other.	98
216	When I am not at home, one of my parents knows where I am and who I am with.	98
217	We argue about the same things in my family over and over.	99

218	If you drank some beer or wine or liquor (for example, vodka, whiskey, or gin) without your parents' permission, would you be caught by your parents?	99
219	My family has clear rules about alcohol and drug use.	99
220	If you carried a handgun without your parents' permission, would you be caught by your parents?	100
221	If you skipped school would you be caught by your parents?	100
222	Do you feel very close to your mother?	100
223	Do you share your thoughts and feelings with your mother?	101
224	My parents ask me what I think before most family decisions affecting me are made.	101
225	Do you share your thoughts and feelings with your father?	101
226	Do you enjoy spending time with your mother?	102
227	Do you enjoy spending time with your father?	102
228	If I had a personal problem, I could ask my mom or dad for help.	102
229	Do you feel very close to your father?	103
230	My parents give me lots of chances to do fun things with them.	103
231	My parents ask if I've gotten my homework done.	103
232	People in my family have serious arguments.	104
233	Would your parents know if you did not come home on time?	104
234	It is important to be honest with your parents, even if they become upset or you get punished.	104
235	My parents notice when I am doing a good job and let me know about it.	105

236	How often do your parents tell you they're proud of you for something you've done?	105
237	How many brothers and sisters, including stepbrothers and step-sisters, do you have that are younger than you?	105
238	How many brothers and sisters, including stepbrothers and step-sisters, do you have that are older than you?	106
239	Have you changed homes in the past year (the last 12 months)?	106
240	How many times have you changed homes since kindergarten? .	106
241	Have you changed schools (including changing from elementary to middle and middle to high school) in the past year?	107
242	How many times have you changed schools since kindergarten (including changing from elementary to middle and middle to high school)?	107
243	Has anyone in your family ever had severe alcohol or drug problems?	107
244	About how many adults (over 21) have you known personally who in the past year have: used marijuana, crack, cocaine, or other drugs?	108
245	About how many adults (over 21) have you known personally who in the past year have: sold or dealt drugs?	108
246	About how many adults (over 21) have you known personally who in the past year have: done other things that could get them in trouble with the police, like stealing, selling stolen goods, mugging or assaulting others, etc.?	108
247	About how many adults (over 21) have you known personally who in the past year have: gotten drunk or high?	109
248	How honest were you in filling out this survey?	109

List of Figures

1	Grade Chart	13
2	Gender Chart	14
3	Age Chart	15
4	Ethnic Origin Chart	16

1 INTRODUCTION

This report was generated from data collected on the *2008 Arkansas Prevention Needs Assessment Student Survey*. This report contains basic frequency tables of all data collected and graphs on the selected demographic variables of grade, gender, age and ethnic origin. The graph on ethnic origin is represented as a bar chart rather than as a pie chart. This is because students were allowed to mark more than one response for ethnic origin as opposed to being allowed to mark only one response. The bars represent the percent of students who marked each of the ethnic categories.

Questions regarding the information found in this report can be directed to:

Pride Surveys

160 Vanderbilt Court
Bowling Green, KY 42103
1-800-279-6361
www.pridesurveys.com

Grade Chart

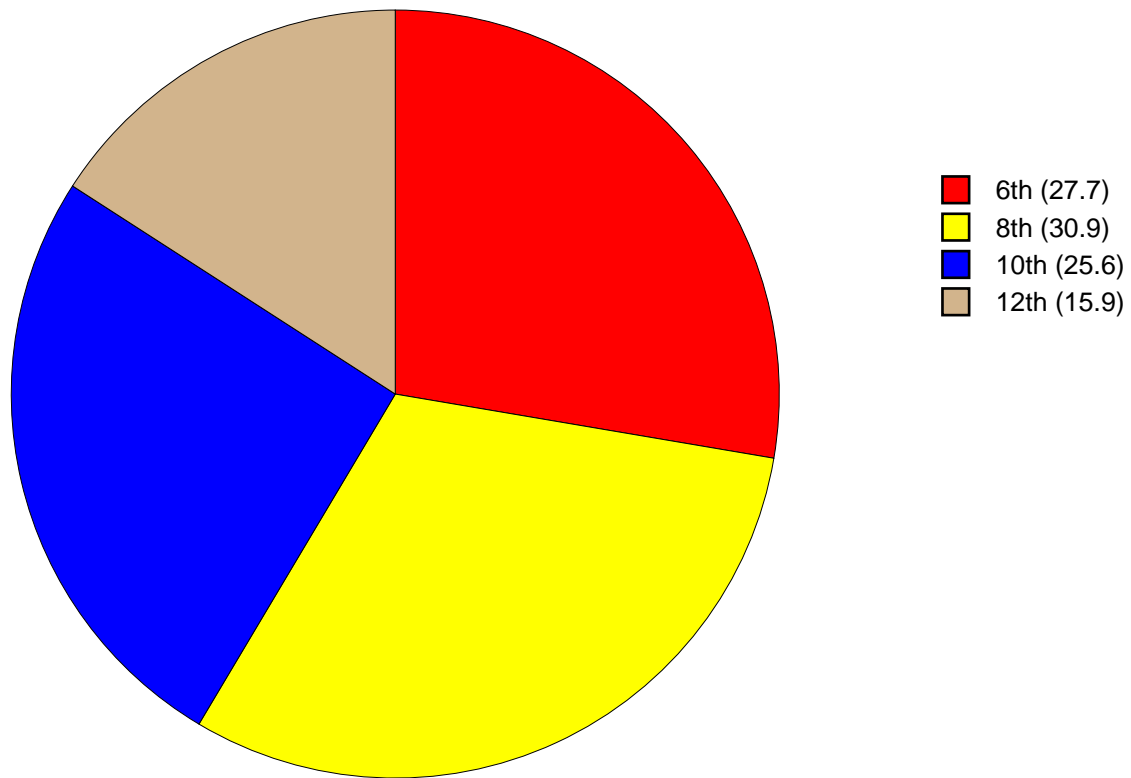


Figure 1: Grade Chart

Gender Chart

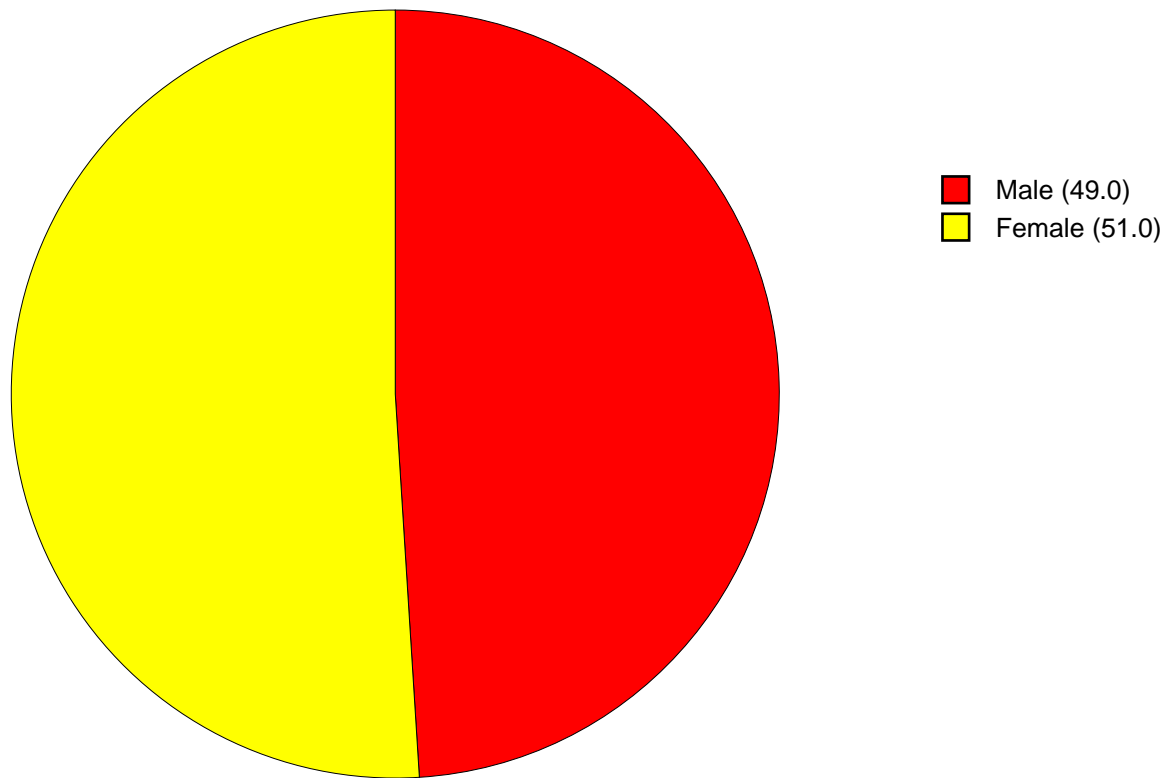


Figure 2: Gender Chart

Age Chart

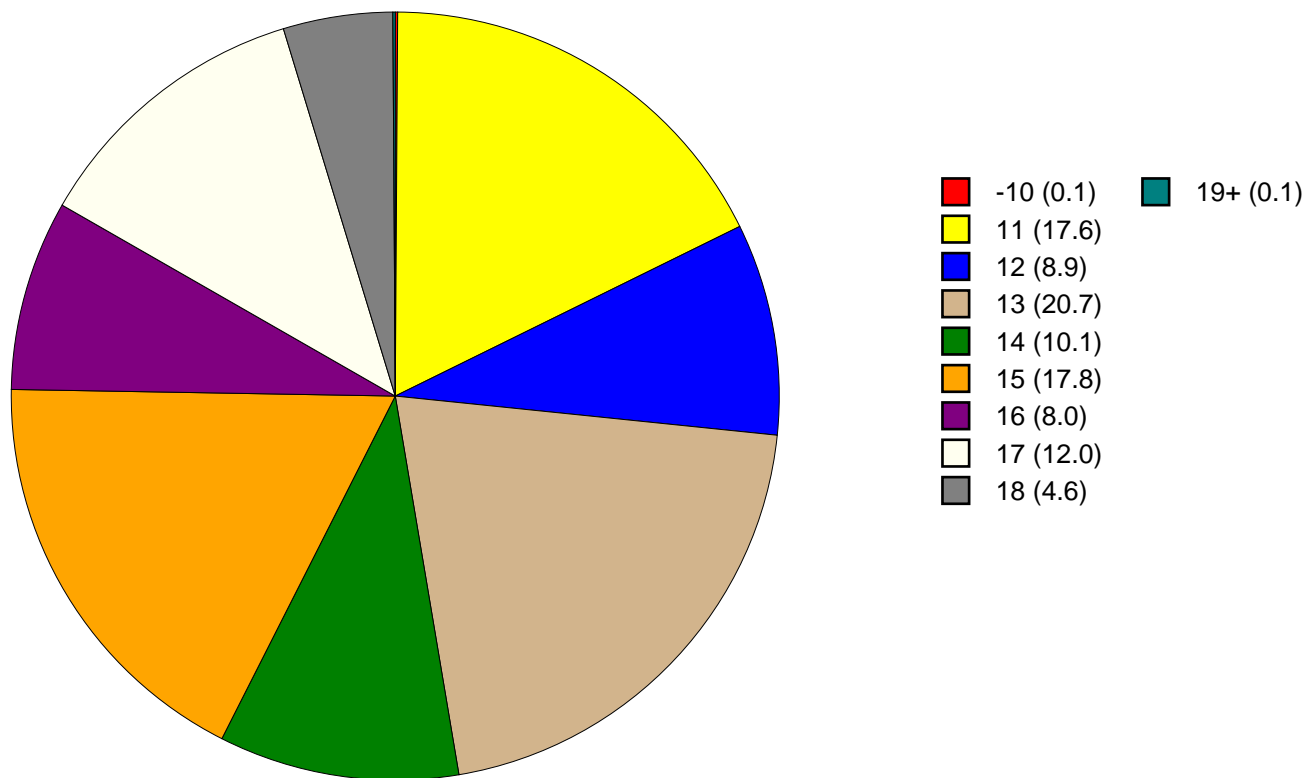


Figure 3: Age Chart

Ethnic Origin Chart

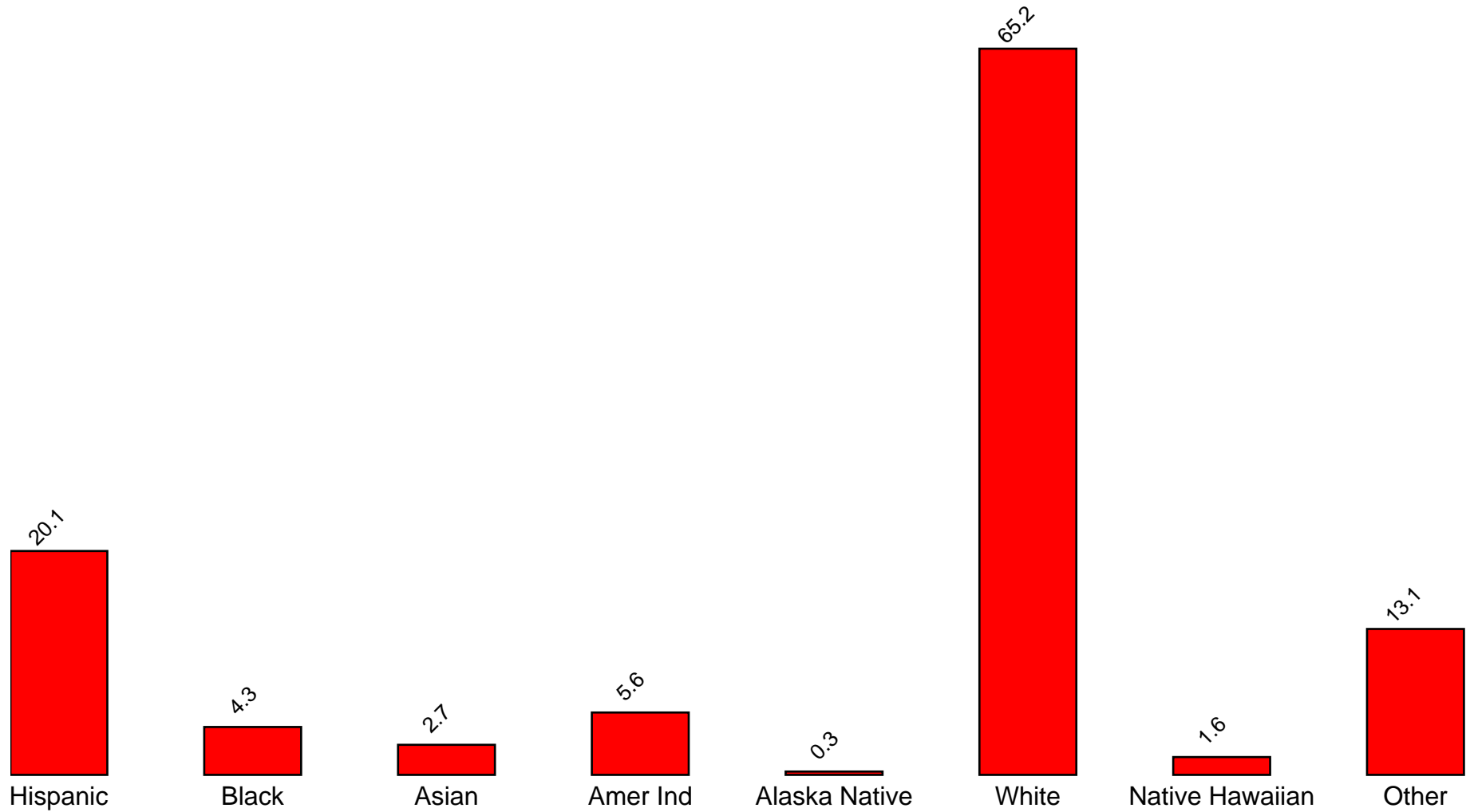


Figure 4: Ethnic Origin Chart

2 PERCENTAGE TABLES

The following tables contain frequency distribution detailing how your students responded to each question on the survey. The tables appear in the same order as the questions on the survey. The tables include breakdowns by grade level as well as overall percentages. The *N of Valid* row is a frequency count of the number of valid responses to each question for each grade and overall. The *N of Miss* row is a frequency count of the number of invalid (marked more than one response) or missing (i.e. did not respond) responses to each question for each grade and overall.

For the questions that allowed more than one response (i.e. race, live with, etc.) each response becomes a separate table. If a student did not mark the response, that was counted as a NO response, and if they did mark the response, that was counted as a YES response. Since a non response is a valid response for these questions, the *N of Miss* will always be zero for these questions.

Table 1: Sex

Response	6	8	10	12	Total	
Male	52.2	46.7	49.5	46.7	49.0	
Female	47.8	53.3	50.5	53.3	51.0	
N of Valid	1532	1680	1396	860	5468	
N of Miss	38	70	56	40	204	

Table 2: Age

Response	6	8	10	12	Total	
10 or younger	0.5	0.0	0.0	0.0	0.1	
11	64.8	0.0	0.0	0.0	17.6	
12	32.2	0.6	0.0	0.0	8.9	
13	2.5	64.7	0.0	0.0	20.7	
14	0.1	31.8	0.7	0.0	10.1	
15	0.0	2.8	65.8	0.0	17.8	
16	0.0	0.1	30.3	1.5	8.0	
17	0.0	0.0	3.0	69.6	12.0	
18	0.0	0.0	0.1	28.4	4.6	
19 or older	0.0	0.0	0.0	0.6	0.1	
N of Valid	1495	1708	1414	891	5508	
N of Miss	75	42	38	9	164	

Table 3: Are you Hispanic or Latino?

Response	6	8	10	12	Total	
No	79.9	76.1	81.8	83.8	79.9	
Yes	20.1	23.9	18.2	16.2	20.1	
N of Valid	1387	1494	1250	788	4919	
N of Miss	183	256	202	112	753	

Table 4: What is your race? Black or African American



Response	6	8	10	12	Total	
No	95.2	96.1	95.4	96.6	95.7	
Yes	4.8	3.9	4.6	3.4	4.3	
N of Valid	1570	1750	1452	900	5672	
N of Miss	0	0	0	0	0	

Table 5: What is your race? Asian



Response	6	8	10	12	Total	
No	97.7	97.3	96.5	97.8	97.3	
Yes	2.3	2.7	3.5	2.2	2.7	
N of Valid	1570	1750	1452	900	5672	
N of Miss	0	0	0	0	0	

Table 6: What is your race? American Indian



Response	6	8	10	12	Total	
No	93.5	93.8	95.2	96.1	94.4	
Yes	6.5	6.2	4.8	3.9	5.6	
N of Valid	1570	1750	1452	900	5672	
N of Miss	0	0	0	0	0	

Table 7: What is your race? Alaska Native



Response	6	8	10	12	Total	
No	99.9	99.7	99.4	99.6	99.7	
Yes	0.1	0.3	0.6	0.4	0.3	
N of Valid	1570	1750	1452	900	5672	
N of Miss	0	0	0	0	0	

Table 8: What is your race? White



Response	6	8	10	12	Total	
No	33.8	39.3	34.0	29.2	34.8	
Yes	66.2	60.7	66.0	70.8	65.2	
N of Valid	1570	1750	1452	900	5672	
N of Miss	0	0	0	0	0	

Table 9: What is your race? Native Hawaiian or Other Pacific Islander



Response	6	8	10	12	Total	
No	98.4	97.8	98.8	98.7	98.4	
Yes	1.6	2.2	1.2	1.3	1.6	
N of Valid	1570	1750	1452	900	5672	
N of Miss	0	0	0	0	0	

Table 10: What is your race? Other



Response	6	8	10	12	Total	
No	85.2	85.9	87.6	90.9	86.9	
Yes	14.8	14.1	12.4	9.1	13.1	
N of Valid	1570	1750	1452	900	5672	
N of Miss	0	0	0	0	0	

Table 11: What is the highest level of schooling completed by your mother or father?









Response	6	8	10	12	Total	
Completed grade school or less	2.8	4.7	3.1	3.7	3.6	
Some high school	4.5	6.5	10.9	10.6	7.7	
Completed high school	12.2	16.7	17.8	21.1	16.4	
Some college	9.8	13.1	15.4	16.8	13.4	
Completed college	26.3	23.1	24.9	26.6	25.0	
Graduate or professional school after college	12.9	14.5	15.9	14.9	14.5	
Don't know	30.2	20.2	11.1	5.3	18.2	
Does not apply	1.3	1.2	1.0	1.1	1.2	
N of Valid	1514	1705	1432	888	5539	
N of Miss	56	45	20	12	133	

Table 12: Think of where you live most of the time. Which of the following people live there with you? Mother



Response	6	8	10	12	Total	
No	10.6	12.0	12.1	13.9	11.9	
Yes	89.4	88.0	87.9	86.1	88.1	
N of Valid	1570	1750	1452	900	5672	
N of Miss	0	0	0	0	0	

Table 13: Think of where you live most of the time. Which of the following people live there with you? Stepmother



Response	6	8	10	12	Total	
No	95.4	93.8	95.1	93.9	94.6	
Yes	4.6	6.2	4.9	6.1	5.4	
N of Valid	1570	1750	1452	900	5672	
N of Miss	0	0	0	0	0	

Table 14: Think of where you live most of the time. Which of the following people live there with you? Foster Mother



Response	6	8	10	12	Total	
No	99.7	99.5	99.7	99.2	99.6	
Yes	0.3	0.5	0.3	0.8	0.4	
N of Valid	1570	1750	1452	900	5672	
N of Miss	0	0	0	0	0	

Table 15: Think of where you live most of the time. Which of the following people live there with you? Grandmother



Response	6	8	10	12	Total	
No	91.7	91.3	94.1	94.1	92.6	
Yes	8.3	8.7	5.9	5.9	7.4	
N of Valid	1570	1750	1452	900	5672	
N of Miss	0	0	0	0	0	

Table 16: Think of where you live most of the time. Which of the following people live there with you? Aunt



Response	6	8	10	12	Total	
No	95.1	95.5	96.2	97.1	95.8	
Yes	4.9	4.5	3.8	2.9	4.2	
N of Valid	1570	1750	1452	900	5672	
N of Miss	0	0	0	0	0	

Table 17: Think of where you live most of the time. Which of the following people live there with you? Father



Response	6	8	10	12	Total	
No	33.2	34.7	35.1	35.7	34.6	
Yes	66.8	65.3	64.9	64.3	65.4	
N of Valid	1570	1750	1452	900	5672	
N of Miss	0	0	0	0	0	

Table 18: Think of where you live most of the time. Which of the following people live there with you? Stepfather



Response	6	8	10	12	Total	
No	86.6	85.6	86.4	87.8	86.4	
Yes	13.4	14.4	13.6	12.2	13.6	
N of Valid	1570	1750	1452	900	5672	
N of Miss	0	0	0	0	0	

Table 19: Think of where you live most of the time. Which of the following people live there with you? Foster Father



Response	6	8	10	12	Total	
No	99.6	99.8	99.7	99.3	99.6	
Yes	0.4	0.2	0.3	0.7	0.4	
N of Valid	1570	1750	1452	900	5672	
N of Miss	0	0	0	0	0	

Table 20: Think of where you live most of the time. Which of the following people live there with you? Grandfather



Response	6	8	10	12	Total	
No	95.2	95.1	96.5	96.8	95.7	
Yes	4.8	4.9	3.5	3.2	4.3	
N of Valid	1570	1750	1452	900	5672	
N of Miss	0	0	0	0	0	

Table 21: Think of where you live most of the time. Which of the following people live there with you? Uncle



Response	6	8	10	12	Total	
No	94.2	95.1	96.3	96.4	95.4	
Yes	5.8	4.9	3.7	3.6	4.6	
N of Valid	1570	1750	1452	900	5672	
N of Miss	0	0	0	0	0	

Table 22: Think of where you live most of the time. Which of the following people live there with you? Other Adults



Response	6	8	10	12	Total	
No	97.9	97.2	98.0	96.0	97.4	
Yes	2.1	2.8	2.0	4.0	2.6	
N of Valid	1570	1750	1452	900	5672	
N of Miss	0	0	0	0	0	

Table 23: Think of where you live most of the time. Which of the following people live there with you? Brother(s)



Response	6	8	10	12	Total	
No	47.2	48.2	50.8	56.4	49.9	
Yes	52.8	51.8	49.2	43.6	50.1	
N of Valid	1570	1750	1452	900	5672	
N of Miss	0	0	0	0	0	

Table 24: Think of where you live most of the time. Which of the following people live there with you? Stepbrother(s)



Response	6	8	10	12	Total	
No	95.0	95.1	95.6	97.6	95.6	
Yes	5.0	4.9	4.4	2.4	4.4	
N of Valid	1570	1750	1452	900	5672	
N of Miss	0	0	0	0	0	

Table 25: Think of where you live most of the time. Which of the following people live there with you? Sister(s)



Response	6	8	10	12	Total	
No	51.8	49.4	56.2	60.6	53.6	
Yes	48.2	50.6	43.8	39.4	46.4	
N of Valid	1570	1750	1452	900	5672	
N of Miss	0	0	0	0	0	

Table 26: Think of where you live most of the time. Which of the following people live there with you? Stepsister(s)



Response	6	8	10	12	Total	
No	95.2	95.3	96.7	97.0	95.9	
Yes	4.8	4.7	3.3	3.0	4.1	
N of Valid	1570	1750	1452	900	5672	
N of Miss	0	0	0	0	0	

Table 27: Think of where you live most of the time. Which of the following people live there with you? Other Children



Response	6	8	10	12	Total	
No	95.5	94.7	95.5	94.8	95.1	
Yes	4.5	5.3	4.5	5.2	4.9	
N of Valid	1570	1750	1452	900	5672	
N of Miss	0	0	0	0	0	

Table 28: In my school, students have lots of chances to help decide things like class activities and rules.





Response	6	8	10	12	Total	
NO!	10.7	9.0	11.5	17.2	11.4	
no	34.6	33.0	31.8	34.3	33.3	
yes	45.6	48.4	46.9	37.4	45.5	
YES!	9.0	9.6	9.9	11.1	9.8	
N of Valid	1549	1734	1448	890	5621	
N of Miss	21	16	4	10	51	

Table 29: Teachers ask me to work on special classroom projects.


Response	6	8	10	12	Total	
NO!	9.7	10.0	7.8	8.6	9.1	
no	39.0	44.4	47.0	43.6	43.4	
yes	41.3	37.4	39.1	41.6	39.6	
YES!	10.0	8.2	6.2	6.3	7.9	
N of Valid	1543	1722	1444	888	5597	
N of Miss	27	28	8	12	75	

Table 30: My teacher(s) notices when I am doing a good job and lets me know about it.


Response	6	8	10	12	Total	
NO!	2.7	6.2	4.8	4.7	4.6	
no	12.8	20.4	23.0	24.0	19.5	
yes	49.5	51.5	58.1	54.3	53.1	
YES!	35.0	21.9	14.1	17.0	22.7	
N of Valid	1553	1735	1446	888	5622	
N of Miss	17	15	6	12	50	

Table 31: There are lots of chances for students in my school to get involved in sports, clubs, and other school activities outside of class.


Response	6	8	10	12	Total	
NO!	1.6	1.3	1.5	0.6	1.3	
no	5.2	5.7	3.8	4.0	4.8	
yes	29.0	35.0	35.4	37.7	33.9	
YES!	64.2	58.0	59.3	57.7	60.0	
N of Valid	1558	1740	1449	885	5632	
N of Miss	12	10	3	15	40	

Table 32: There are lots of chances for students in my school to talk with a teacher one-on-one.

Response	6	8	10	12	Total	
NO!	2.9	3.4	2.8	2.6	3.0	
no	10.8	16.8	16.3	14.9	14.7	
yes	48.9	53.4	55.6	56.3	53.2	
YES!	37.4	26.3	25.2	26.2	29.1	
N of Valid	1550	1725	1446	886	5607	
N of Miss	20	25	6	14	65	

Table 33: I feel safe at my school.

Response	6	8	10	12	Total	
NO!	2.5	3.9	5.6	4.9	4.1	
no	6.0	12.9	11.3	9.8	10.1	
yes	33.7	51.6	61.4	58.7	50.3	
YES!	57.8	31.6	21.7	26.6	35.6	
N of Valid	1555	1727	1442	882	5606	
N of Miss	15	23	10	18	66	

Table 34: The school lets my parents know when I have done something well.

Response	6	8	10	12	Total	
NO!	7.3	14.1	17.1	25.0	14.7	
no	28.2	42.4	51.2	47.8	41.6	
yes	42.7	33.0	26.0	22.4	32.2	
YES!	21.8	10.4	5.7	4.9	11.5	
N of Valid	1552	1720	1444	881	5597	
N of Miss	18	30	8	19	75	

Table 35: My teachers praise me when I work hard in school.


Response	6	8	10	12	Total	
NO!	7.0	10.7	10.4	10.6	9.6	
no	25.7	36.9	42.9	39.2	35.7	
yes	49.0	42.5	40.2	42.1	43.6	
YES!	18.3	9.8	6.5	8.0	11.0	
N of Valid	1533	1716	1436	883	5568	
N of Miss	37	34	16	17	104	

Table 36: Are your school grades better than the grades of most students in your class?

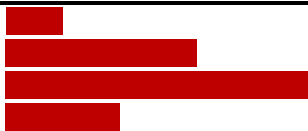
Response	6	8	10	12	Total	
NO!	6.7	7.8	7.1	4.9	6.8	
no	27.5	28.6	31.8	27.8	29.0	
yes	47.6	46.4	48.5	51.2	48.0	
YES!	18.2	17.3	12.6	16.1	16.2	
N of Valid	1535	1712	1441	881	5569	
N of Miss	35	38	11	19	103	

Table 37: I have lots of chances to be part of class discussions or activities.


Response	6	8	10	12	Total	
NO!	3.0	2.6	2.0	1.9	2.4	
no	10.5	15.2	11.5	8.6	11.9	
yes	48.8	55.5	61.3	63.6	56.4	
YES!	37.7	26.7	25.2	25.9	29.2	
N of Valid	1545	1721	1440	881	5587	
N of Miss	25	29	12	19	85	

Table 38: Now thinking back over the past year in school, how often did you: enjoy being in school?






Response	6	8	10	12	Total	
Never	6.4	5.8	5.6	4.4	5.7	
Seldom	5.9	8.4	12.0	15.9	9.8	
Sometimes	31.8	39.2	37.6	38.3	36.6	
Often	28.8	29.7	30.9	31.0	30.0	
Almost always	27.0	16.9	13.9	10.4	17.9	
N of Valid	1553	1736	1443	886	5618	
N of Miss	17	14	9	14	54	

Table 39: Now thinking back over the past year in school, how often did you: hate being in school?






Response	6	8	10	12	Total	
Never	21.1	10.6	7.1	5.8	11.8	
Seldom	31.0	30.5	29.2	25.3	29.5	
Sometimes	30.4	37.1	37.6	39.4	35.7	
Often	10.3	14.1	17.5	22.4	15.2	
Almost always	7.3	7.8	8.6	7.1	7.8	
N of Valid	1541	1727	1440	883	5591	
N of Miss	29	23	12	17	81	

Table 40: Now thinking back over the past year in school, how often did you: try to do your best work in school?






Response	6	8	10	12	Total	
Never	0.7	1.0	0.9	0.8	0.9	
Seldom	0.9	2.3	3.3	4.2	2.5	
Sometimes	5.8	13.4	17.2	23.4	13.8	
Often	20.0	34.3	37.4	35.1	31.3	
Almost always	72.6	49.0	41.2	36.5	51.5	
N of Valid	1542	1728	1440	881	5591	
N of Miss	28	22	12	19	81	

Table 41: How often do you feel that the school work you are assigned is meaningful and important?






Response	6	8	10	12	Total	
Never	3.9	5.5	7.1	6.3	5.6	
Seldom	6.6	16.5	21.4	29.9	17.1	
Sometimes	21.8	35.4	38.3	35.6	32.5	
Often	34.7	29.0	26.1	21.8	28.7	
Almost always	32.9	13.6	7.1	6.3	16.1	
N of Valid	1543	1731	1442	884	5600	
N of Miss	27	19	10	16	72	

Table 42: Putting them all together, what were your grades like last year?






Response	6	8	10	12	Total	
Mostly F's	1.5	1.7	1.1	0.2	1.2	
Mostly D's	3.2	4.4	4.3	3.8	3.9	
Mostly C's	11.1	16.8	21.9	20.1	17.1	
Mostly B's	35.4	35.9	37.1	44.9	37.5	
Mostly A's	48.8	41.2	35.7	31.0	40.2	
N of Valid	1487	1684	1425	875	5471	
N of Miss	83	66	27	25	201	

Table 43: How important do you think the things you are learning in school are going to be for your later life?






Response	6	8	10	12	Total	
Very important	53.3	35.0	22.7	13.0	33.4	
Quite important	29.1	30.3	26.0	22.7	27.7	
Fairly important	12.9	24.0	31.6	35.8	24.8	
Slightly important	3.7	8.7	16.5	24.9	11.9	
Not at all important	0.9	1.9	3.3	3.6	2.2	
N of Valid	1545	1727	1438	880	5590	
N of Miss	25	23	14	20	82	

Table 44: How interesting are most of your courses to you?






Response	6	8	10	12	Total	
Very interesting and stimulating	17.6	10.1	7.4	8.3	11.2	
Quite interesting	40.9	29.8	24.7	26.1	30.9	
Fairly interesting	28.7	38.1	41.9	41.9	37.1	
Slightly dull	8.6	17.0	20.1	17.3	15.6	
Very dull	4.2	4.9	5.8	6.5	5.2	
N of Valid	1524	1725	1441	881	5571	
N of Miss	46	25	11	19	101	

Table 45: During the LAST FOUR WEEKS how many whole days of school have you missed because you skipped or 'cut'?








Response	6	8	10	12	Total	
None	80.0	78.8	78.6	63.8	76.7	
1	9.0	8.8	9.1	13.1	9.6	
2	4.4	4.2	4.0	9.2	5.0	
3	2.8	3.4	3.0	6.2	3.6	
4-5	2.8	2.7	3.2	5.0	3.2	
6-10	0.7	1.2	1.5	1.6	1.2	
11 or more	0.3	0.8	0.6	1.0	0.7	
N of Valid	1517	1711	1432	876	5536	
N of Miss	53	39	20	24	136	

Table 46: Think of your four best friends (the friends you feel closest to). In the past year (12 months), how many of your best friends have: participated in clubs, organizations or activities at school?






Response	6	8	10	12	Total	
0	10.4	10.5	9.7	9.5	10.1	
1	10.5	10.6	10.4	10.7	10.5	
2	17.5	18.1	16.1	17.4	17.3	
3	18.8	16.4	16.5	16.0	17.0	
4	42.8	44.4	47.4	46.4	45.0	
N of Valid	1536	1711	1438	875	5560	
N of Miss	34	39	14	25	112	

Table 47: Think of your four best friends (the friends you feel closest to). In the past year (12 months), how many of your best friends have: smoked cigarettes?






Response	6	8	10	12	Total	
0	92.3	72.5	57.1	41.7	69.1	
1	5.4	13.1	16.1	19.0	12.7	
2	1.3	6.2	10.7	13.5	7.2	
3	0.4	3.7	6.6	10.1	4.5	
4	0.7	4.4	9.5	15.8	6.5	
N of Valid	1532	1713	1432	875	5552	
N of Miss	38	37	20	25	120	

Table 48: Think of your four best friends (the friends you feel closest to). In the past year (12 months), how many of your best friends have: tried beer, wine or hard liquor (for example, vodka, whiskey, or gin) when their parents didn't know about it?






Response	6	8	10	12	Total	
0	87.3	58.3	37.6	24.6	55.7	
1	8.1	15.2	16.3	12.9	13.1	
2	2.3	9.7	14.3	16.0	9.8	
3	1.0	5.4	10.2	11.4	6.4	
4	1.3	11.4	21.6	35.1	15.0	
N of Valid	1539	1715	1437	877	5568	
N of Miss	31	35	15	23	104	

Table 49: Think of your four best friends (the friends you feel closest to). In the past year (12 months), how many of your best friends have: made a commitment to stay drug-free?






Response	6	8	10	12	Total	
0	10.9	20.2	29.0	35.9	22.4	
1	5.8	8.5	14.2	15.9	10.4	
2	5.8	9.5	11.5	12.7	9.5	
3	8.8	11.5	10.3	10.9	10.3	
4	68.6	50.3	35.0	24.5	47.3	
N of Valid	1528	1697	1432	872	5529	
N of Miss	42	53	20	28	143	

Table 50: Think of your four best friends (the friends you feel closest to). In the past year (12 months), how many of your best friends have: used marijuana?

Response	6	8	10	12	Total	
0	96.6	81.4	59.9	45.2	74.3	
1	1.6	7.6	13.0	16.2	8.7	
2	0.9	4.4	11.0	13.3	6.5	
3	0.3	2.6	6.4	9.4	4.0	
4	0.7	4.0	9.7	15.9	6.4	
N of Valid	1516	1700	1433	873	5522	
N of Miss	54	50	19	27	150	

Table 51: Think of your four best friends (the friends you feel closest to). In the past year (12 months), how many of your best friends have: tried to do well in school?

Response	6	8	10	12	Total	
0	2.4	3.4	4.1	4.2	3.4	
1	3.7	5.8	6.6	7.0	5.6	
2	6.3	11.6	13.6	15.7	11.3	
3	16.8	23.5	22.0	21.4	21.0	
4	70.8	55.8	53.7	51.7	58.7	
N of Valid	1528	1713	1432	873	5546	
N of Miss	42	37	20	27	126	

Table 52: Think of your four best friends (the friends you feel closest to). In the past year (12 months), how many of your best friends have: used LSD, cocaine, amphetamines, or other illegal drugs?

Response	6	8	10	12	Total	
0	97.5	88.4	82.5	78.3	87.8	
1	1.7	6.4	8.5	10.3	6.3	
2	0.4	2.5	4.3	4.9	2.7	
3	0.2	1.3	2.6	1.7	1.4	
4	0.3	1.4	2.2	4.8	1.8	
N of Valid	1531	1712	1434	875	5552	
N of Miss	39	38	18	25	120	

Table 53: Think of your four best friends (the friends you feel closest to). In the past year (12 months), how many of your best friends have: been suspended from school?






Response	6	8	10	12	Total	
0	75.1	59.4	65.8	74.2	67.7	
1	15.9	17.2	17.3	13.9	16.3	
2	4.1	10.3	8.3	6.1	7.4	
3	1.6	4.6	3.6	2.6	3.2	
4	3.3	8.5	5.0	3.2	5.3	
N of Valid	1524	1701	1433	876	5534	
N of Miss	46	49	19	24	138	

Table 54: Think of your four best friends (the friends you feel closest to). In the past year (12 months), how many of your best friends have: liked school?






Response	6	8	10	12	Total	
0	12.4	20.2	23.7	26.3	19.9	
1	10.8	14.2	12.5	14.9	12.9	
2	19.9	21.5	21.3	21.5	21.0	
3	24.3	20.2	17.8	17.4	20.3	
4	32.6	24.0	24.7	19.9	25.9	
N of Valid	1529	1695	1437	874	5535	
N of Miss	41	55	15	26	137	

Table 55: Think of your four best friends (the friends you feel closest to). In the past year (12 months), how many of your best friends have: carried a handgun?






Response	6	8	10	12	Total	
0	95.2	91.7	91.8	92.6	92.8	
1	2.6	4.3	4.3	4.6	3.9	
2	0.9	1.9	2.0	0.7	1.5	
3	0.6	0.6	0.8	0.8	0.7	
4	0.7	1.5	1.1	1.4	1.2	
N of Valid	1535	1709	1433	874	5551	
N of Miss	35	41	19	26	121	

Table 56: Think of your four best friends (the friends you feel closest to). In the past year (12 months), how many of your best friends have: sold illegal drugs?






Response	6	8	10	12	Total	
0	98.2	91.4	84.3	77.5	89.2	
1	1.4	4.4	8.3	10.9	5.6	
2	0.2	1.9	4.4	6.8	2.9	
3	0.1	1.1	1.4	2.1	1.1	
4	0.1	1.1	1.6	2.8	1.2	
N of Valid	1523	1694	1431	872	5520	
N of Miss	47	56	21	28	152	

Table 57: Think of your four best friends (the friends you feel closest to). In the past year (12 months), how many of your best friends have: regularly attended religious services?






Response	6	8	10	12	Total	
0	26.7	17.2	15.4	22.6	20.2	
1	11.7	14.5	14.5	20.3	14.7	
2	15.7	20.1	21.8	21.4	19.6	
3	17.2	21.0	20.7	16.2	19.1	
4	28.7	27.1	27.7	19.5	26.5	
N of Valid	1473	1684	1428	872	5457	
N of Miss	97	66	24	28	215	

Table 58: Think of your four best friends (the friends you feel closest to). In the past year (12 months), how many of your best friends have: stolen or tried to steal a motor vehicle such as a car or motorcycle?






Response	6	8	10	12	Total	
0	97.2	90.8	90.2	94.8	93.0	
1	1.8	6.0	6.4	2.9	4.5	
2	0.5	1.9	2.4	1.1	1.5	
3	0.1	0.6	0.2	0.2	0.3	
4	0.4	0.6	0.8	0.9	0.6	
N of Valid	1534	1709	1436	873	5552	
N of Miss	36	41	16	27	120	

Table 59: Think of your four best friends (the friends you feel closest to). In the past year (12 months), how many of your best friends have: been arrested?

Response	6	8	10	12	Total	
0	94.9	79.6	78.0	77.9	83.1	
1	3.8	10.6	11.3	12.4	9.2	
2	0.8	5.3	5.8	5.4	4.2	
3	0.4	2.0	2.5	1.8	1.7	
4	0.1	2.5	2.4	2.4	1.8	
N of Valid	1529	1711	1436	870	5546	
N of Miss	41	39	16	30	126	

Table 60: Think of your four best friends (the friends you feel closest to). In the past year (12 months), how many of your best friends have: dropped out of school?

Response	6	8	10	12	Total	
0	95.2	93.1	90.4	83.7	91.5	
1	2.9	4.3	6.7	11.3	5.7	
2	1.0	1.2	1.9	3.3	1.7	
3	0.3	0.6	0.3	0.8	0.5	
4	0.5	0.7	0.7	0.8	0.7	
N of Valid	1532	1710	1436	873	5551	
N of Miss	38	40	16	27	121	

Table 61: Think of your four best friends (the friends you feel closest to). In the past year (12 months), how many of your best friends have: been members of a gang?

Response	6	8	10	12	Total	
0	90.4	82.9	87.3	90.7	87.3	
1	5.8	6.4	5.3	3.9	5.6	
2	1.0	3.7	2.4	2.7	2.5	
3	0.8	1.9	1.5	0.6	1.3	
4	2.0	5.0	3.5	2.1	3.3	
N of Valid	1531	1708	1437	873	5549	
N of Miss	39	42	15	27	123	

Table 62: What are the chances you would be seen as cool if you: smoked cigarettes?






Response	6	8	10	12	Total	
No or very little chance	90.1	73.2	65.3	56.0	73.1	
Little chance	6.1	13.9	20.5	24.4	15.1	
Some chance	2.2	7.7	9.4	12.3	7.4	
Pretty good chance	0.7	3.5	3.3	4.8	2.9	
Very good chance	0.9	1.6	1.5	2.4	1.5	
N of Valid	1528	1704	1433	869	5534	
N of Miss	42	46	19	31	138	

Table 63: What are the chances you would be seen as cool if you: worked hard at school?






Response	6	8	10	12	Total	
No or very little chance	6.7	12.7	13.1	15.2	11.5	
Little chance	8.0	15.6	19.0	19.2	15.0	
Some chance	16.1	26.0	29.6	30.9	25.0	
Pretty good chance	26.5	24.2	23.4	20.5	24.0	
Very good chance	42.7	21.5	14.9	14.3	24.5	
N of Valid	1531	1697	1430	870	5528	
N of Miss	39	53	22	30	144	

Table 64: What are the chances you would be seen as cool if you: began drinking alcoholic beverages regularly, that is, at least once or twice a month?






Response	6	8	10	12	Total	
No or very little chance	90.0	61.9	43.7	29.5	59.9	
Little chance	6.3	16.5	20.3	16.8	14.7	
Some chance	1.7	11.7	17.4	23.2	12.2	
Pretty good chance	0.9	6.8	12.8	19.7	8.8	
Very good chance	1.1	3.1	5.8	10.8	4.5	
N of Valid	1533	1702	1430	871	5536	
N of Miss	37	48	22	29	136	

Table 65: What are the chances you would be seen as cool if you: defended someone who was being verbally abused at school?






Response	6	8	10	12	Total	
No or very little chance	18.8	13.9	11.2	11.8	14.2	
Little chance	8.6	12.4	14.1	11.7	11.7	
Some chance	14.2	23.8	27.0	28.9	22.8	
Pretty good chance	23.3	28.2	26.9	26.6	26.3	
Very good chance	35.1	21.7	20.7	20.9	25.0	
N of Valid	1515	1711	1432	871	5529	
N of Miss	55	39	20	29	143	

Table 66: What are the chances you would be seen as cool if you: smoked marijuana?






Response	6	8	10	12	Total	
No or very little chance	93.7	74.5	61.4	46.6	72.0	
Little chance	3.7	10.8	15.7	16.9	11.1	
Some chance	1.3	6.6	12.7	18.1	8.6	
Pretty good chance	0.7	4.5	5.4	10.3	4.6	
Very good chance	0.7	3.5	4.7	8.0	3.7	
N of Valid	1521	1701	1432	871	5525	
N of Miss	49	49	20	29	147	

Table 67: What are the chances you would be seen as cool if you: carried a handgun?






Response	6	8	10	12	Total	
No or very little chance	89.1	80.4	83.4	82.1	83.8	
Little chance	5.6	9.6	9.4	8.5	8.3	
Some chance	2.4	5.2	3.6	4.8	3.9	
Pretty good chance	1.3	2.3	1.5	2.8	1.9	
Very good chance	1.6	2.5	2.2	1.8	2.1	
N of Valid	1518	1702	1432	871	5523	
N of Miss	52	48	20	29	149	

Table 68: What are the chances you would be seen as cool if you: regularly volunteered to do community service?

Response	6	8	10	12	Total	
No or very little chance	18.3	26.4	26.1	22.1	23.4	
Little chance	13.3	21.2	22.6	23.3	19.7	
Some chance	24.1	25.1	25.8	27.4	25.4	
Pretty good chance	18.7	16.5	15.2	16.2	16.7	
Very good chance	25.6	10.8	10.3	11.0	14.8	
N of Valid	1517	1707	1435	870	5529	
N of Miss	53	43	17	30	143	

Table 69: How old were you when you first: smoked marijuana?

Response	6	8	10	12	Total	
Never	99.0	92.1	79.0	62.4	86.0	
10 or younger	0.4	1.6	1.8	1.4	1.3	
11	0.5	1.4	1.1	1.0	1.0	
12	0.1	1.7	1.5	2.0	1.2	
13	0.0	2.5	3.9	4.2	2.4	
14	0.0	0.6	5.6	6.2	2.6	
15	0.0	0.2	6.0	7.5	2.8	
16	0.0	0.0	0.8	9.9	1.8	
17 or older	0.0	0.0	0.4	5.5	0.9	
N of Valid	1542	1696	1422	861	5521	
N of Miss	28	54	30	39	151	

Table 70: How old were you when you first: smoked a cigarette, even just a puff?










Response	6	8	10	12	Total	
Never	93.0	75.9	66.0	47.8	73.8	
10 or younger	4.9	10.7	8.5	8.1	8.1	
11	1.8	4.0	3.7	4.0	3.3	
12	0.3	3.8	4.4	6.0	3.3	
13	0.0	4.3	5.1	5.4	3.5	
14	0.0	1.1	5.6	5.5	2.6	
15	0.0	0.2	6.0	9.9	3.1	
16	0.0	0.0	0.6	9.7	1.7	
17 or older	0.0	0.0	0.1	3.5	0.6	
N of Valid	1525	1672	1400	849	5446	
N of Miss	45	78	52	51	226	

Table 71: How old were you when you first: had more than a sip or two of beer, wine or hard liquor (for example, vodka, whiskey, or gin)?










Response	6	8	10	12	Total	
Never	82.5	58.8	43.1	28.0	56.6	
10 or younger	12.4	11.8	9.3	8.0	10.7	
11	4.1	7.6	4.8	2.2	5.1	
12	0.9	8.4	5.3	5.0	5.0	
13	0.1	10.9	8.8	6.7	6.7	
14	0.0	2.2	14.0	10.9	6.0	
15	0.0	0.2	12.7	15.5	5.8	
16	0.0	0.0	1.8	15.5	2.9	
17 or older	0.1	0.1	0.2	8.0	1.3	
N of Valid	1523	1676	1420	845	5464	
N of Miss	47	74	32	55	208	

Table 72: How old were you when you first: began drinking alcoholic beverages regularly, that is, at least once or twice a month?


Response	6	8	10	12	Total	
Never	98.4	89.3	77.5	57.9	83.9	
10 or younger	1.0	1.0	0.8	0.7	0.9	
11	0.5	1.6	1.2	0.1	1.0	
12	0.1	2.0	1.6	1.2	1.2	
13	0.0	4.9	2.7	2.1	2.5	
14	0.0	1.1	5.4	4.4	2.4	
15	0.0	0.1	8.5	9.1	3.6	
16	0.0	0.0	2.1	16.4	3.1	
17 or older	0.0	0.1	0.3	8.0	1.3	
N of Valid	1531	1659	1407	845	5442	
N of Miss	39	91	45	55	230	

Table 73: How old were you when you first: used phenoxydine (pox, px, breeze)?


Response	6	8	10	12	Total	
Never	100.0	100.0	100.0	100.0	100.0	
10 or younger	0.0	0.0	0.0	0.0	0.0	
11	0.0	0.0	0.0	0.0	0.0	
12	0.0	0.0	0.0	0.0	0.0	
13	0.0	0.0	0.0	0.0	0.0	
14	0.0	0.0	0.0	0.0	0.0	
15	0.0	0.0	0.0	0.0	0.0	
16	0.0	0.0	0.0	0.0	0.0	
17 or older	0.0	0.0	0.0	0.0	0.0	
N of Valid	1483	1632	1394	834	5343	
N of Miss	87	118	58	66	329	

Table 74: How old were you when you first: got suspended from school?










Response	6	8	10	12	Total	
Never	90.8	79.3	80.1	78.5	82.6	
10 or younger	5.9	5.0	4.4	3.6	4.9	
11	2.2	4.2	2.7	1.9	2.9	
12	1.1	5.6	2.7	2.9	3.2	
13	0.0	4.4	3.8	3.2	2.8	
14	0.0	1.2	2.8	2.8	1.5	
15	0.0	0.2	2.4	2.2	1.0	
16	0.0	0.0	0.9	2.2	0.6	
17 or older	0.0	0.1	0.2	2.8	0.5	
N of Valid	1521	1649	1394	834	5398	
N of Miss	49	101	58	66	274	

Table 75: How old were you when you first: got arrested?










Response	6	8	10	12	Total	
Never	98.9	93.6	90.7	89.9	93.8	
10 or younger	0.5	1.2	0.8	0.4	0.7	
11	0.5	0.7	0.4	0.6	0.6	
12	0.1	1.3	1.1	0.6	0.8	
13	0.0	2.3	1.5	0.8	1.2	
14	0.0	0.8	2.1	1.2	1.0	
15	0.0	0.1	2.5	1.4	0.9	
16	0.0	0.0	0.9	2.2	0.6	
17 or older	0.1	0.0	0.0	2.9	0.5	
N of Valid	1506	1633	1376	828	5343	
N of Miss	64	117	76	72	329	

Table 76: How old were you when you first: carried a handgun?










Response	6	8	10	12	Total	
Never	97.1	94.2	95.5	95.1	95.5	
10 or younger	1.5	1.5	1.5	0.6	1.3	
11	0.9	1.1	0.4	0.5	0.8	
12	0.3	1.5	0.2	0.2	0.6	
13	0.1	1.2	0.3	0.1	0.5	
14	0.0	0.5	0.9	0.7	0.5	
15	0.0	0.1	0.7	1.2	0.4	
16	0.0	0.0	0.4	1.1	0.3	
17 or older	0.1	0.0	0.0	0.5	0.1	
N of Valid	1497	1623	1367	830	5317	
N of Miss	73	127	85	70	355	

Table 77: How old were you when you first: attacked someone with the idea of seriously hurting them?










Response	6	8	10	12	Total	
Never	90.0	81.9	83.2	84.4	84.9	
10 or younger	5.1	5.5	4.2	3.1	4.7	
11	3.7	2.7	1.5	1.2	2.4	
12	1.3	4.1	1.5	1.4	2.2	
13	0.0	4.5	2.2	1.4	2.2	
14	0.0	1.2	2.9	2.3	1.4	
15	0.0	0.2	3.6	2.5	1.4	
16	0.0	0.0	0.8	2.0	0.5	
17 or older	0.0	0.0	0.1	1.7	0.3	
N of Valid	1515	1650	1391	841	5397	
N of Miss	55	100	61	59	275	

Table 78: How old were you when you first: belonged to a gang?










Response	6	8	10	12	Total	
Never	97.3	92.5	94.9	97.2	95.2	
10 or younger	1.0	1.2	0.4	0.2	0.8	
11	1.3	1.2	0.9	0.1	1.0	
12	0.3	1.7	0.7	0.2	0.8	
13	0.1	2.4	1.0	0.4	1.1	
14	0.0	0.9	0.8	0.5	0.5	
15	0.0	0.2	1.0	0.5	0.4	
16	0.0	0.0	0.2	0.5	0.1	
17 or older	0.1	0.0	0.1	0.4	0.1	
N of Valid	1498	1617	1372	830	5317	
N of Miss	72	133	80	70	355	

Table 79: How wrong do you think it is for someone your age to: take a handgun to school?





Response	6	8	10	12	Total	
Very wrong	93.7	85.6	88.1	91.5	89.4	
Wrong	5.0	10.9	9.7	5.8	8.2	
A little bit wrong	0.8	2.7	1.8	2.2	1.9	
Not wrong at all	0.5	0.8	0.3	0.6	0.6	
N of Valid	1548	1721	1433	867	5569	
N of Miss	22	29	19	33	103	

Table 80: How wrong do you think it is for someone your age to: steal anything worth more than \$5?





Response	6	8	10	12	Total	
Very wrong	71.1	50.3	51.2	57.5	57.4	
Wrong	22.7	34.1	33.5	30.3	30.2	
A little bit wrong	5.2	12.2	12.9	10.2	10.1	
Not wrong at all	1.0	3.3	2.4	2.0	2.3	
N of Valid	1538	1715	1429	862	5544	
N of Miss	32	35	23	38	128	

Table 81: How wrong do you think it is for someone your age to: pick a fight with someone?





Response	6	8	10	12	Total	
Very wrong	58.0	34.1	31.9	36.1	40.5	
Wrong	29.5	34.8	37.3	36.0	34.1	
A little bit wrong	10.4	24.6	23.9	21.5	20.0	
Not wrong at all	2.1	6.5	7.0	6.5	5.4	
N of Valid	1532	1699	1419	862	5512	
N of Miss	38	51	33	38	160	

Table 82: How wrong do you think it is for someone your age to: attack someone with the idea of seriously hurting them?





Response	6	8	10	12	Total	
Very wrong	85.3	66.8	62.2	65.0	70.5	
Wrong	10.4	21.5	24.2	22.2	19.2	
A little bit wrong	3.4	8.5	10.0	9.9	7.7	
Not wrong at all	1.0	3.2	3.6	2.9	2.6	
N of Valid	1536	1702	1417	859	5514	
N of Miss	34	48	35	41	158	

Table 83: How wrong do you think it is for someone your age to: stay away from school all day when their parents think they are at school?





Response	6	8	10	12	Total	
Very wrong	84.8	55.9	43.8	32.7	57.2	
Wrong	10.7	26.7	32.6	31.3	24.5	
A little bit wrong	3.4	13.2	18.5	26.9	14.0	
Not wrong at all	1.1	4.2	5.2	9.2	4.4	
N of Valid	1540	1704	1419	863	5526	
N of Miss	30	46	33	37	146	

Table 84: How wrong do you think it is for someone your age to: drink beer, wine or hard liquor (for example, vodka, whiskey, or gin) regularly?





Response	6	8	10	12	Total	
Very wrong	90.5	65.5	45.7	31.4	62.1	
Wrong	6.6	17.1	22.3	21.4	16.2	
A little bit wrong	2.1	11.6	21.7	28.2	14.1	
Not wrong at all	0.8	5.8	10.4	19.0	7.6	
N of Valid	1540	1706	1417	858	5521	
N of Miss	30	44	35	42	151	

Table 85: How wrong do you think it is for someone your age to: smoke cigarettes?





Response	6	8	10	12	Total	
Very wrong	91.9	72.9	54.5	38.2	68.1	
Wrong	5.9	14.4	23.9	21.7	15.6	
A little bit wrong	1.4	8.8	13.2	18.3	9.3	
Not wrong at all	0.8	3.9	8.4	21.7	7.0	
N of Valid	1532	1695	1405	856	5488	
N of Miss	38	55	47	44	184	

Table 86: How wrong do you think it is for someone your age to: smoke marijuana?





Response	6	8	10	12	Total	
Very wrong	96.1	81.9	65.4	48.9	76.5	
Wrong	2.7	9.5	14.1	16.9	9.9	
A little bit wrong	0.4	4.4	11.2	16.3	6.9	
Not wrong at all	0.7	4.2	9.4	17.9	6.7	
N of Valid	1532	1690	1407	857	5486	
N of Miss	38	60	45	43	186	

Table 87: How wrong do you think it is for someone your age to: use LSD, cocaine, amphetamines or another illegal drug?





Response	6	8	10	12	Total	
Very wrong	97.2	91.5	87.3	82.8	90.7	
Wrong	1.6	5.8	8.5	9.0	5.8	
A little bit wrong	0.6	1.7	3.1	5.2	2.3	
Not wrong at all	0.7	1.0	1.1	3.0	1.2	
N of Valid	1530	1680	1407	853	5470	
N of Miss	40	70	45	47	202	

Table 88: At school during the past 12 months, did you receive help from the resource teacher, speech therapist or other special education teacher?



Response	6	8	10	12	Total	
No	79.2	86.8	90.8	88.4	86.0	
Yes	20.8	13.2	9.3	11.6	14.0	
N of Valid	1266	1401	1200	714	4581	
N of Miss	304	349	252	186	1091	

Table 89: How many times have you done the following things? done what feels good no matter what.







Response	6	8	10	12	Total	
Never	38.2	28.4	27.8	19.7	29.6	
I've done it, but not in the past year	16.7	15.6	12.3	9.4	14.1	
Less than once a month	7.7	11.2	13.0	13.9	11.1	
About once a month	6.2	9.9	11.7	14.0	10.0	
2 or 3 times a month	10.0	12.9	14.9	16.7	13.2	
Once a week or more	21.2	22.1	20.4	26.3	22.1	
N of Valid	1494	1679	1420	858	5451	
N of Miss	76	71	32	42	221	

Table 90: How many times have you done the following things? done something dangerous because someone dared you to do it.







Response	6	8	10	12	Total	
Never	68.7	49.2	44.3	39.4	51.8	
I've done it, but not in the past year	18.7	24.5	24.9	26.2	23.3	
Less than once a month	5.4	9.7	13.9	15.4	10.5	
About once a month	2.1	6.8	7.4	8.7	6.0	
2 or 3 times a month	2.3	6.0	5.7	5.9	4.9	
Once a week or more	2.7	3.8	3.8	4.4	3.6	
N of Valid	1539	1717	1430	863	5549	
N of Miss	31	33	22	37	123	

Table 91: How many times have you done the following things? done crazy things even if they are a little dangerous.







Response	6	8	10	12	Total	
Never	54.6	33.9	26.6	20.9	35.7	
I've done it, but not in the past year	23.9	23.3	22.6	21.5	23.0	
Less than once a month	7.9	12.0	15.6	18.9	12.9	
About once a month	3.8	10.5	13.1	15.0	10.0	
2 or 3 times a month	4.0	9.2	12.2	12.0	8.9	
Once a week or more	5.8	11.1	9.9	11.7	9.4	
N of Valid	1538	1716	1431	861	5546	
N of Miss	32	34	21	39	126	

Table 92: How many times in the past year (12 months) have you: been suspended from school?









Response	6	8	10	12	Total	
Never	94.1	86.4	89.6	91.0	90.1	
1 to 2 times	4.9	9.2	7.4	7.4	7.3	
3 to 5 times	0.6	2.3	2.0	0.8	1.5	
6 to 9 times	0.3	0.9	0.6	0.1	0.5	
10 to 19 times	0.0	0.8	0.2	0.2	0.3	
20 to 29 times	0.0	0.2	0.0	0.0	0.1	
30 to 39 times	0.1	0.1	0.0	0.1	0.1	
40+ times	0.0	0.1	0.1	0.3	0.1	
N of Valid	1545	1726	1439	867	5577	
N of Miss	25	24	13	33	95	

Table 93: How many times in the past year (12 months) have you: carried a handgun?









Response	6	8	10	12	Total	
Never	97.3	94.9	96.7	95.9	96.2	
1 to 2 times	1.7	2.2	1.4	1.7	1.8	
3 to 5 times	0.4	1.0	0.7	0.7	0.7	
6 to 9 times	0.3	0.8	0.3	0.5	0.5	
10 to 19 times	0.0	0.4	0.1	0.5	0.2	
20 to 29 times	0.1	0.2	0.2	0.1	0.1	
30 to 39 times	0.0	0.1	0.0	0.2	0.1	
40+ times	0.3	0.5	0.6	0.5	0.4	
N of Valid	1543	1719	1435	868	5565	
N of Miss	27	31	17	32	107	

Table 94: How many times in the past year (12 months) have you: sold illegal drugs?








Response	6	8	10	12	Total	
Never	99.7	98.1	94.7	91.6	96.7	
1 to 2 times	0.2	1.1	2.7	3.0	1.6	
3 to 5 times	0.1	0.2	0.6	1.4	0.5	
6 to 9 times	0.0	0.1	0.6	0.6	0.3	
10 to 19 times	0.0	0.2	0.5	1.2	0.4	
20 to 29 times	0.0	0.0	0.2	0.5	0.1	
30 to 39 times	0.0	0.0	0.1	0.0	0.0	
40+ times	0.1	0.2	0.6	1.8	0.5	
N of Valid	1528	1706	1423	856	5513	
N of Miss	42	44	29	44	159	

Table 95: How many times in the past year (12 months) have you: stolen or tried to steal a motor vehicle such as a car or motorcycle?







Response	6	8	10	12	Total	
Never	98.8	97.2	97.5	98.8	98.0	
1 to 2 times	0.9	2.1	1.7	0.6	1.4	
3 to 5 times	0.1	0.3	0.3	0.2	0.3	
6 to 9 times	0.1	0.1	0.2	0.0	0.1	
10 to 19 times	0.1	0.2	0.1	0.1	0.1	
20 to 29 times	0.0	0.0	0.1	0.0	0.0	
30 to 39 times	0.0	0.1	0.1	0.0	0.0	
40+ times	0.0	0.0	0.1	0.2	0.1	
N of Valid	1542	1721	1434	862	5559	
N of Miss	28	29	18	38	113	

Table 96: How many times in the past year (12 months) have you: participated in clubs, organizations or activities at school?









Response	6	8	10	12	Total	
Never	16.9	20.8	18.8	17.5	18.7	
1 to 2 times	25.1	22.8	15.5	11.1	19.7	
3 to 5 times	22.4	16.8	12.2	12.2	16.4	
6 to 9 times	11.5	8.9	8.4	10.1	9.7	
10 to 19 times	8.2	6.7	9.9	9.0	8.3	
20 to 29 times	4.7	5.5	5.2	8.4	5.7	
30 to 39 times	2.4	2.3	3.4	3.7	2.8	
40+ times	8.8	16.2	26.5	28.0	18.7	
N of Valid	1530	1718	1438	864	5550	
N of Miss	40	32	14	36	122	

Table 97: How many times in the past year (12 months) have you: been arrested?






Response	6	8	10	12	Total	
Never	98.6	94.8	93.3	93.5	95.3	
1 to 2 times	1.1	4.4	5.6	5.1	3.9	
3 to 5 times	0.1	0.6	0.8	0.9	0.6	
6 to 9 times	0.0	0.1	0.1	0.1	0.1	
10 to 19 times	0.1	0.1	0.0	0.0	0.0	
20 to 29 times	0.0	0.1	0.1	0.0	0.0	
30 to 39 times	0.0	0.0	0.0	0.0	0.0	
40+ times	0.2	0.1	0.1	0.3	0.1	
N of Valid	1536	1724	1437	862	5559	
N of Miss	34	26	15	38	113	

Table 98: How many times in the past year (12 months) have you: done extra work on your own for school?









Response	6	8	10	12	Total	
Never	21.9	30.7	26.0	25.3	26.2	
1 to 2 times	31.2	25.7	20.9	14.7	24.3	
3 to 5 times	17.4	14.8	15.6	14.6	15.7	
6 to 9 times	10.4	9.9	11.1	12.5	10.8	
10 to 19 times	5.8	7.1	10.1	10.8	8.1	
20 to 29 times	2.1	5.0	6.7	8.0	5.1	
30 to 39 times	2.1	1.7	2.9	3.8	2.5	
40+ times	9.0	5.1	6.7	10.3	7.4	
N of Valid	1527	1712	1435	864	5538	
N of Miss	43	38	17	36	134	

Table 99: How many times in the past year (12 months) have you: attacked someone with the idea of seriously hurting them?









Response	6	8	10	12	Total	
Never	90.7	84.0	86.5	90.4	87.5	
1 to 2 times	5.8	10.4	8.0	6.9	8.0	
3 to 5 times	1.6	3.1	2.6	0.9	2.2	
6 to 9 times	0.8	0.8	1.4	0.6	0.9	
10 to 19 times	0.4	0.8	0.4	0.5	0.5	
20 to 29 times	0.3	0.3	0.1	0.1	0.2	
30 to 39 times	0.1	0.1	0.3	0.0	0.1	
40+ times	0.4	0.5	0.7	0.6	0.5	
N of Valid	1541	1722	1436	865	5564	
N of Miss	29	28	16	35	108	

Table 100: How many times in the past year (12 months) have you: been drunk or high at school?


Response	6	8	10	12	Total	
Never	98.0	92.3	87.2	80.2	90.7	
1 to 2 times	1.3	4.3	5.3	7.5	4.2	
3 to 5 times	0.4	1.4	2.2	3.4	1.6	
6 to 9 times	0.0	0.6	1.4	2.4	0.9	
10 to 19 times	0.1	0.5	1.3	1.6	0.8	
20 to 29 times	0.2	0.1	0.4	1.2	0.4	
30 to 39 times	0.0	0.0	0.4	0.6	0.2	
40+ times	0.1	0.8	1.7	3.1	1.2	
N of Valid	1537	1718	1433	864	5552	
N of Miss	33	32	19	36	120	

Table 101: How many times in the past year (12 months) have you: volunteered to do community service?

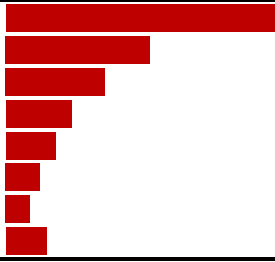
Response	6	8	10	12	Total	
Never	39.4	48.1	43.2	35.7	42.5	
1 to 2 times	27.0	22.4	16.9	16.4	21.3	
3 to 5 times	14.6	11.8	15.0	14.3	13.8	
6 to 9 times	6.3	7.3	9.8	11.1	8.3	
10 to 19 times	5.0	4.4	5.8	8.8	5.6	
20 to 29 times	2.2	1.8	4.1	4.9	3.0	
30 to 39 times	1.2	1.1	1.4	2.4	1.4	
40+ times	4.3	3.1	3.7	6.4	4.1	
N of Valid	1528	1717	1437	865	5547	
N of Miss	42	33	15	35	125	

Table 102: How many times in the past year (12 months) have you: taken a handgun to school?





Response	6	8	10	12	Total	
Never	99.7	99.4	99.3	99.3	99.5	
1 to 2 times	0.2	0.5	0.3	0.3	0.3	
3 to 5 times	0.0	0.0	0.1	0.1	0.1	
6 to 9 times	0.0	0.0	0.0	0.0	0.0	
10 to 19 times	0.0	0.1	0.1	0.0	0.0	
20 to 29 times	0.0	0.0	0.1	0.0	0.0	
30 to 39 times	0.0	0.0	0.0	0.0	0.0	
40+ times	0.1	0.1	0.1	0.2	0.1	
N of Valid	1538	1718	1438	867	5561	
N of Miss	32	32	14	33	111	

Table 103: Are you currently on probation, or assigned a probation officer with Juvenile Court?



Response	6	8	10	12	Total	
No	99.1	96.5	97.2	96.5	97.4	
Yes	0.9	3.5	2.8	3.5	2.6	
N of Valid	1476	1688	1421	850	5435	
N of Miss	94	62	31	50	237	

Table 104: Have you ever belonged to a gang?






Response	6	8	10	12	Total	
No	93.7	89.1	92.7	94.1	92.1	
No, but would like to	1.0	1.7	1.5	2.4	1.6	
Yes, in the past	3.5	5.9	3.2	2.1	4.0	
Yes, belong now	1.4	3.0	2.3	1.4	2.1	
Yes, but would like to get out	0.4	0.3	0.4	0.0	0.3	
N of Valid	1501	1691	1421	851	5464	
N of Miss	69	59	31	49	208	

Table 105: If you have ever belonged to a gang, did that gang have a name?

Response	6	8	10	12	Total	
No	6.4	5.9	8.1	9.5	7.2	
Yes	4.3	8.3	5.2	3.3	5.6	
I have never belonged to a gang	89.2	85.8	86.8	87.2	87.2	
N of Valid	1506	1704	1412	861	5483	
N of Miss	64	46	40	39	189	

Table 106: You're looking at CD's in a music store with a friend. You look up and see her slip a CD under her coat. She smiles and says 'Which one do you want? Go ahead, take it while nobody's around.' There is nobody in sight, no employees and no other customers. What would you do now?

Response	6	8	10	12	Total	
Ignore her	12.2	16.3	22.9	22.1	17.8	
Grab a CD and leave the store	2.4	8.4	8.8	8.0	6.8	
Tell her to put the CD back	63.9	43.5	34.2	34.8	45.3	
Act like it is a joke, and ask her to put the CD back	21.5	31.9	34.1	35.2	30.1	
N of Valid	1514	1716	1425	866	5521	
N of Miss	56	34	27	34	151	

Table 107: You are visiting another part of town, and you don't know any of the people your age there. You are walking down the street, and some teenager you don't know is walking toward you. He is about your size, and as he is about to pass you, he deliberately bumps into you and you almost lose your balance. What would you say or do?

Response	6	8	10	12	Total	
Push the person back	9.2	14.9	12.4	11.2	12.1	
Say 'Excuse me' and keep on walking	57.3	48.7	51.5	52.3	52.4	
Say 'Watch where you are going' and keep on walking	28.9	25.2	24.0	23.5	25.7	
Swear at the person and walk away	4.6	11.2	12.0	12.9	9.9	
N of Valid	1510	1703	1414	858	5485	
N of Miss	60	47	38	42	187	

Table 108: You are at a party at someone's house, and one of your friends offers you a drink containing alcohol. What would you say or do?





Response	6	8	10	12	Total	
Drink it	2.8	19.9	32.9	47.7	22.9	
Tell your friend, 'No thanks, I don't drink' and suggest that you and your friend go and do something else	51.2	38.6	29.4	22.9	37.2	
Just say, 'No thanks' and walk away	29.8	27.7	29.4	25.0	28.3	
Make up a good excuse, tell your friend you had something else to do, and leave	16.1	13.8	8.3	4.3	11.5	
N of Valid	1513	1712	1424	863	5512	
N of Miss	57	38	28	37	160	

Table 109: It's 8:00 on a weeknight and you are about to go over to a friend's home when your mother asks you where you are going. You say 'Oh, just going to go hang out with some friends.' She says, 'No, you'll just get into trouble if you go out. Stay home tonight.' What would you do now?





Response	6	8	10	12	Total	
Leave the house anyway	3.5	7.0	6.5	8.7	6.2	
Explain what you are going to do with your friends, tell her when you will get home, and ask if you can go out	61.1	68.4	74.2	76.9	69.2	
Not say anything and start watching TV	31.2	16.6	10.6	6.9	17.6	
Get into an argument with her	4.2	8.0	8.7	7.5	7.1	
N of Valid	1505	1707	1420	854	5486	
N of Miss	65	43	32	46	186	

Table 110: How often do you attend religious services or activities?





Response	6	8	10	12	Total	
Never	17.8	13.8	14.1	20.1	15.9	
Rarely	22.4	20.7	20.7	26.0	22.0	
1-2 Times a Month	14.0	16.2	15.7	13.3	15.0	
About Once a Week or More	45.8	49.3	49.6	40.6	47.1	
N of Valid	1470	1708	1423	862	5463	
N of Miss	100	42	29	38	209	

Table 111: I do the opposite of what people tell me, just to get them mad.





Response	6	8	10	12	Total	
Very False	54.0	36.7	39.3	44.5	43.3	
Somewhat False	28.1	33.8	33.1	27.5	31.1	
Somewhat True	15.7	26.2	24.6	24.9	22.7	
Very True	2.2	3.3	3.0	3.1	2.9	
N of Valid	1488	1706	1422	861	5477	
N of Miss	82	44	30	39	195	

Table 112: I like to see how much I can get away with.





Response	6	8	10	12	Total	
Very False	61.4	38.7	35.0	34.5	43.3	
Somewhat False	21.8	29.9	29.5	24.8	26.8	
Somewhat True	13.0	24.0	27.4	31.4	23.1	
Very True	3.8	7.4	8.0	9.3	6.9	
N of Valid	1488	1707	1421	860	5476	
N of Miss	82	43	31	40	196	

Table 113: I ignore rules that get in my way.





Response	6	8	10	12	Total	
Very False	67.9	42.7	40.8	35.3	47.8	
Somewhat False	20.9	31.5	31.2	32.6	28.7	
Somewhat True	9.0	20.9	24.2	25.9	19.3	
Very True	2.2	5.0	3.8	6.2	4.1	
N of Valid	1461	1694	1412	858	5425	
N of Miss	109	56	40	42	247	

Table 114: I think sometimes it's okay to cheat at school.


Response	6	8	10	12	Total	
NO!	74.5	41.4	24.8	19.4	42.7	
no	20.6	36.5	41.3	36.4	33.4	
yes	4.3	19.0	29.0	37.4	20.5	
YES!	0.6	3.1	4.9	6.7	3.5	
N of Valid	1496	1709	1423	860	5488	
N of Miss	74	41	29	40	184	

Table 115: It is important to think before you act.


Response	6	8	10	12	Total	
NO!	2.1	2.4	1.6	1.2	1.9	
no	3.9	7.3	5.5	3.3	5.3	
yes	26.6	40.6	46.5	41.8	38.5	
YES!	67.3	49.6	46.4	53.8	54.3	
N of Valid	1494	1708	1418	857	5477	
N of Miss	76	42	34	43	195	

Table 116: Sometimes I think that life is not worth it.

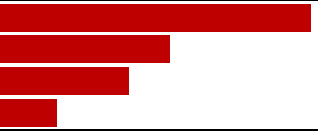
Response	6	8	10	12	Total	
NO!	56.0	46.3	44.4	49.1	48.9	
no	23.6	25.3	28.6	24.2	25.5	
yes	14.8	20.3	19.8	21.1	18.8	
YES!	5.6	8.1	7.1	5.6	6.8	
N of Valid	1471	1692	1413	855	5431	
N of Miss	99	58	39	45	241	

Table 117: At times I think I am no good at all.

Response	6	8	10	12	Total	
NO!	33.5	30.3	32.1	37.0	32.7	
no	29.5	28.3	30.2	28.9	29.2	
yes	27.7	30.4	29.7	28.1	29.1	
YES!	9.3	10.9	8.1	6.1	9.0	
N of Valid	1472	1692	1416	852	5432	
N of Miss	98	58	36	48	240	

Table 118: All in all, I am inclined to think that I am a failure.

Response	6	8	10	12	Total	
NO!	57.5	51.5	48.7	53.3	52.7	
no	26.2	31.0	35.3	31.0	30.8	
yes	12.0	13.0	12.1	12.9	12.5	
YES!	4.3	4.4	3.8	2.8	4.0	
N of Valid	1451	1686	1410	848	5395	
N of Miss	119	64	42	52	277	

Table 119: In the past year, have you felt depressed or sad MOST days, even if you felt okay sometimes?

Response	6	8	10	12	Total	
NO!	33.0	33.7	32.2	36.6	33.6	
no	26.6	26.7	29.3	31.0	28.0	
yes	28.1	24.6	27.1	22.2	25.8	
YES!	12.4	15.0	11.4	10.2	12.6	
N of Valid	1465	1698	1421	855	5439	
N of Miss	105	52	31	45	233	

Table 120: It is all right to beat up people if they start the fight.





Response	6	8	10	12	Total	
NO!	58.2	34.4	27.0	26.9	37.7	
no	19.9	23.4	26.3	24.6	23.4	
yes	14.0	24.7	27.3	27.4	22.9	
YES!	7.9	17.4	19.3	21.1	15.9	
N of Valid	1470	1690	1417	854	5431	
N of Miss	100	60	35	46	241	

Table 121: I think it is okay to take something without asking if you can get away with it.





Response	6	8	10	12	Total	
NO!	80.5	58.2	51.7	54.1	61.9	
no	16.4	32.2	39.1	37.7	30.6	
yes	2.0	7.4	7.1	6.3	5.7	
YES!	1.1	2.2	2.1	1.9	1.8	
N of Valid	1464	1683	1415	851	5413	
N of Miss	106	67	37	49	259	

Table 122: Sometimes we don't know what we will do as adults, but we may have an idea. Please answer how true these statements may be for you. WHEN I AM AN ADULT I WILL: smoke cigarettes.





Response	6	8	10	12	Total	
NO!	89.4	77.0	71.7	64.4	77.0	
no	8.6	16.2	20.0	21.2	15.9	
yes	1.6	5.5	5.9	10.4	5.3	
YES!	0.3	1.3	2.3	4.0	1.7	
N of Valid	1469	1684	1419	854	5426	
N of Miss	101	66	33	46	246	

Table 123: Sometimes we don't know what we will do as adults, but we may have an idea. Please answer how true these statements may be for you. WHEN I AM AN ADULT I WILL: drink beer, wine, or liquor.





Response	6	8	10	12	Total	
NO!	62.3	37.6	27.3	18.0	38.5	
no	22.9	24.1	21.1	18.1	22.0	
yes	13.2	31.2	39.1	40.6	29.9	
YES!	1.6	7.1	12.5	23.3	9.6	
N of Valid	1460	1681	1414	855	5410	
N of Miss	110	69	38	45	262	

Table 124: Sometimes we don't know what we will do as adults, but we may have an idea. Please answer how true these statements may be for you. WHEN I AM AN ADULT I WILL: smoke marijuana.





Response	6	8	10	12	Total	
NO!	94.7	84.3	72.0	65.6	80.9	
no	4.4	10.3	16.6	17.3	11.4	
yes	0.8	3.4	8.3	11.5	5.2	
YES!	0.2	2.0	3.2	5.6	2.4	
N of Valid	1462	1685	1418	854	5419	
N of Miss	108	65	34	46	253	

Table 125: Sometimes we don't know what we will do as adults, but we may have an idea. Please answer how true these statements may be for you. WHEN I AM AN ADULT I WILL: use LSD, cocaine, amphetamines or another illegal drug.





Response	6	8	10	12	Total	
NO!	96.7	91.7	89.0	88.4	91.8	
no	2.9	7.6	9.6	9.0	7.1	
yes	0.1	0.4	1.1	1.8	0.7	
YES!	0.2	0.3	0.2	0.8	0.3	
N of Valid	1465	1689	1420	854	5428	
N of Miss	105	61	32	46	244	

Table 126: How much do you think people risk harming themselves (physically or in other ways) if they: smoked one or more packs of cigarettes per day?

Response	6	8	10	12	Total	
No risk	8.9	5.2	3.9	3.8	5.6	
Slight risk	5.5	5.5	6.4	5.8	5.8	
Moderate risk	15.1	18.1	19.4	20.3	18.0	
Great risk	70.4	71.2	70.3	70.2	70.6	
N of Valid	1447	1682	1416	852	5397	
N of Miss	123	68	36	48	275	

Table 127: How much do you think people risk harming themselves (physically or in other ways) if they: try marijuana once or twice?

Response	6	8	10	12	Total	
No risk	10.4	12.5	20.6	32.9	17.3	
Slight risk	15.3	19.9	26.7	27.7	21.7	
Moderate risk	29.7	27.4	23.3	17.6	25.4	
Great risk	44.6	40.1	29.4	21.9	35.6	
N of Valid	1438	1674	1416	849	5377	
N of Miss	132	76	36	51	295	

Table 128: How much do you think people risk harming themselves (physically or in other ways) if they: smoke marijuana regularly?

Response	6	8	10	12	Total	
No risk	9.6	7.5	8.8	11.9	9.1	
Slight risk	3.5	5.7	13.0	19.7	9.2	
Moderate risk	10.1	11.6	18.0	21.8	14.5	
Great risk	76.7	75.2	60.2	46.6	67.2	
N of Valid	1410	1645	1396	824	5275	
N of Miss	160	105	56	76	397	

Table 129: How much do you think people risk harming themselves (physically or in other ways) if they: take one or two drinks of an alcoholic beverage (beer, wine, liquor) nearly every day?

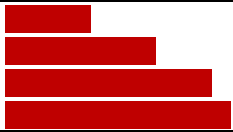
Response	6	8	10	12	Total	
No risk	11.5	11.3	11.7	11.9	11.5	
Slight risk	17.1	22.5	25.1	26.2	22.3	
Moderate risk	30.0	33.3	31.5	30.7	31.5	
Great risk	41.4	32.9	31.7	31.3	34.6	
N of Valid	1441	1677	1411	848	5377	
N of Miss	129	73	41	52	295	

Table 130: How much do you think people risk harming themselves (physically or in other ways) if they: have five or more drinks once or twice each weekend?

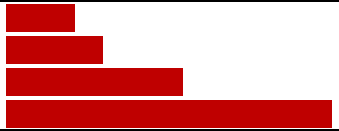
Response	6	8	10	12	Total	
No risk	10.2	8.3	7.5	9.1	8.7	
Slight risk	10.0	12.4	14.6	18.9	13.4	
Moderate risk	20.5	26.2	29.0	33.8	26.6	
Great risk	59.3	53.1	48.9	38.2	51.3	
N of Valid	1441	1681	1415	850	5387	
N of Miss	129	69	37	50	285	

Table 131: On how many occasions have you had alcoholic beverages (beer, wine or hard liquor) to drink in your lifetime - more than just a few sips?

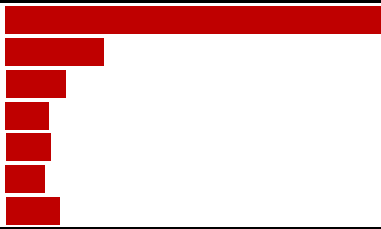
Response	6	8	10	12	Total	
0	86.6	64.2	45.6	28.8	59.8	
1-2	9.7	15.1	16.2	12.7	13.6	
3-5	1.3	7.5	12.5	8.1	7.2	
6-9	1.0	4.9	6.7	6.3	4.5	
10-19	0.7	3.4	7.0	10.1	4.7	
20-39	0.4	2.3	5.0	11.4	3.9	
40+	0.3	2.7	7.0	22.5	6.3	
N of Valid	1458	1680	1420	848	5406	
N of Miss	112	70	32	52	266	

Table 132: On how many occasions have you had beer, wine or hard liquor to drink during the past 30 days?








Response	6	8	10	12	Total	
0	97.8	85.1	75.0	59.7	81.9	
1-2	1.5	9.8	13.6	16.6	9.6	
3-5	0.5	2.6	6.1	12.8	4.6	
6-9	0.1	1.4	2.4	5.3	1.9	
10-19	0.1	0.8	1.7	3.9	1.3	
20-39	0.0	0.2	0.4	0.7	0.3	
40+	0.0	0.1	0.8	0.8	0.4	
N of Valid	1458	1675	1410	842	5385	
N of Miss	112	75	42	58	287	

Table 133: On how many occasions have you used marijuana (grass, pot) or hashish (hash, hash oil) in your lifetime?








Response	6	8	10	12	Total	
0	98.8	92.7	79.2	63.0	86.2	
1-2	0.8	2.7	5.9	6.4	3.6	
3-5	0.2	1.0	2.9	5.7	2.0	
6-9	0.0	1.1	2.6	3.8	1.6	
10-19	0.1	0.7	2.5	4.5	1.6	
20-39	0.1	0.5	2.4	4.0	1.4	
40+	0.0	1.3	4.5	12.6	3.6	
N of Valid	1458	1677	1416	846	5397	
N of Miss	112	73	36	54	275	

Table 134: On how many occasions have you used marijuana (grass, pot) or hashish (hash, hash oil) during the past 30 days?








Response	6	8	10	12	Total	
0	99.5	96.5	88.8	84.1	93.4	
1-2	0.4	1.4	4.6	5.2	2.6	
3-5	0.0	0.5	1.8	3.4	1.1	
6-9	0.1	0.7	1.8	1.5	0.9	
10-19	0.0	0.4	1.5	1.5	0.7	
20-39	0.0	0.2	0.4	1.8	0.4	
40+	0.0	0.3	1.2	2.5	0.8	
N of Valid	1455	1677	1417	847	5396	
N of Miss	115	73	35	53	276	

Table 135: On how many occasions have you used LSD or other psychedelics in your lifetime?







Response	6	8	10	12	Total	
0	99.9	99.3	97.7	93.5	98.1	
1-2	0.1	0.4	1.4	3.5	1.1	
3-5	0.0	0.1	0.4	1.5	0.4	
6-9	0.1	0.1	0.0	0.8	0.2	
10-19	0.0	0.1	0.2	0.4	0.1	
20-39	0.0	0.1	0.1	0.2	0.1	
40+	0.0	0.0	0.1	0.0	0.0	
N of Valid	1448	1685	1415	847	5395	
N of Miss	122	65	37	53	277	

Table 136: On how many occasions have you used LSD or other psychedelics during the past 30 days?





Response	6	8	10	12	Total	
0	99.9	99.7	99.4	97.5	99.4	
1-2	0.0	0.2	0.3	2.1	0.5	
3-5	0.0	0.1	0.1	0.4	0.1	
6-9	0.1	0.0	0.1	0.0	0.1	
10-19	0.0	0.0	0.0	0.0	0.0	
20-39	0.0	0.0	0.0	0.0	0.0	
40+	0.0	0.0	0.0	0.0	0.0	
N of Valid	1450	1681	1419	847	5397	
N of Miss	120	69	33	53	275	

Table 137: On how many occasions have you used cocaine or crack in your lifetime?







Response	6	8	10	12	Total	
0	99.5	98.9	97.9	94.4	98.1	
1-2	0.4	0.8	1.4	3.1	1.2	
3-5	0.1	0.0	0.3	1.3	0.3	
6-9	0.0	0.1	0.2	0.4	0.1	
10-19	0.0	0.1	0.1	0.4	0.1	
20-39	0.0	0.0	0.0	0.0	0.0	
40+	0.0	0.1	0.1	0.5	0.1	
N of Valid	1449	1681	1414	846	5390	
N of Miss	121	69	38	54	282	

Table 138: On how many occasions have you used cocaine or crack during the past 30 days?

Response	6	8	10	12	Total	
0	99.9	99.7	99.6	98.9	99.6	
1-2	0.1	0.1	0.3	0.8	0.3	
3-5	0.0	0.2	0.0	0.0	0.1	
6-9	0.0	0.0	0.1	0.1	0.0	
10-19	0.0	0.0	0.0	0.0	0.0	
20-39	0.0	0.0	0.0	0.0	0.0	
40+	0.0	0.0	0.0	0.1	0.0	
N of Valid	1448	1679	1418	844	5389	
N of Miss	122	71	34	56	283	

Table 139: On how many occasions have you sniffed glue, breathed the contents of an aerosol spray can, or inhaled other gases or sprays, in order to get high in your lifetime?

Response	6	8	10	12	Total	
0	93.6	84.4	87.3	88.9	88.4	
1-2	4.5	9.2	6.5	5.2	6.6	
3-5	0.8	2.6	3.3	1.4	2.1	
6-9	0.6	2.1	0.8	1.5	1.3	
10-19	0.2	0.6	0.8	1.4	0.7	
20-39	0.1	0.5	0.4	0.7	0.4	
40+	0.3	0.6	0.8	0.8	0.6	
N of Valid	1447	1680	1418	846	5391	
N of Miss	123	70	34	54	281	

Table 140: On how many occasions have you sniffed glue, breathed the contents of an aerosol spray can, or inhaled other gases or sprays, in order to get high during the past 30 days?






Response	6	8	10	12	Total	
0	97.4	93.9	96.8	98.3	96.3	
1-2	1.7	4.3	1.8	0.9	2.4	
3-5	0.6	0.8	0.8	0.4	0.7	
6-9	0.2	0.5	0.5	0.2	0.4	
10-19	0.0	0.5	0.1	0.1	0.2	
20-39	0.1	0.0	0.0	0.0	0.0	
40+	0.0	0.0	0.1	0.0	0.0	
N of Valid	1438	1678	1418	843	5377	
N of Miss	132	72	34	57	295	

Table 141: On how many occasions have you used phenoxydine (pox, px, breeze) in your lifetime?


Response	6	8	10	12	Total	
0	100.0	100.0	100.0	100.0	100.0	
1-2	0.0	0.0	0.0	0.0	0.0	
3-5	0.0	0.0	0.0	0.0	0.0	
6-9	0.0	0.0	0.0	0.0	0.0	
10-19	0.0	0.0	0.0	0.0	0.0	
20-39	0.0	0.0	0.0	0.0	0.0	
40+	0.0	0.0	0.0	0.0	0.0	
N of Valid	1425	1677	1413	844	5359	
N of Miss	145	73	39	56	313	

Table 142: On how many occasions have you used phenoxydine (pox, px, breeze) during the past 30 days?


Response	6	8	10	12	Total	
0	100.0	100.0	100.0	100.0	100.0	
1-2	0.0	0.0	0.0	0.0	0.0	
3-5	0.0	0.0	0.0	0.0	0.0	
6-9	0.0	0.0	0.0	0.0	0.0	
10-19	0.0	0.0	0.0	0.0	0.0	
20-39	0.0	0.0	0.0	0.0	0.0	
40+	0.0	0.0	0.0	0.0	0.0	
N of Valid	1426	1678	1412	841	5357	
N of Miss	144	72	40	59	315	

Table 143: On how many occasions have you used sedatives (tranquilizers, such as Valium or Xanax, barbiturates, or sleeping pills) without a doctor telling you to take them, in your lifetime?








Response	6	8	10	12	Total	
0	95.7	89.9	87.4	80.3	89.3	
1-2	3.1	4.8	3.9	7.1	4.5	
3-5	0.6	1.6	2.8	4.8	2.1	
6-9	0.5	1.8	1.9	2.6	1.6	
10-19	0.1	1.0	1.8	2.1	1.2	
20-39	0.0	0.4	0.7	1.3	0.5	
40+	0.1	0.5	1.4	1.8	0.8	
N of Valid	1429	1676	1413	842	5360	
N of Miss	141	74	39	58	312	

Table 144: On how many occasions have you used sedatives (tranquilizers, such as Valium or Xanax, barbiturates, or sleeping pills) without a doctor telling you to take them, during the past 30 days?


Response	6	8	10	12	Total	
0	98.7	95.5	94.1	94.2	95.8	
1-2	1.0	3.0	3.2	3.0	2.5	
3-5	0.2	1.0	1.1	2.0	1.0	
6-9	0.0	0.4	0.7	0.4	0.4	
10-19	0.0	0.1	0.6	0.2	0.2	
20-39	0.1	0.0	0.2	0.1	0.1	
40+	0.0	0.0	0.0	0.1	0.0	
N of Valid	1431	1676	1415	842	5364	
N of Miss	139	74	37	58	308	

Table 145: On how many occasions have you used Methamphetamines (meth, speed, crank, crystal meth) in your lifetime?


Response	6	8	10	12	Total	
0	99.6	98.5	98.6	97.3	98.6	
1-2	0.4	1.0	0.7	1.8	0.9	
3-5	0.0	0.4	0.3	0.4	0.3	
6-9	0.0	0.1	0.1	0.1	0.1	
10-19	0.0	0.0	0.1	0.0	0.0	
20-39	0.0	0.0	0.1	0.2	0.1	
40+	0.1	0.1	0.1	0.2	0.1	
N of Valid	1427	1678	1414	840	5359	
N of Miss	143	72	38	60	313	

Table 146: On how many occasions have you used Methamphetamines (meth, speed, crank, crystal meth) in the past 30 days?



Response	6	8	10	12	Total	
0	99.9	99.6	99.5	99.6	99.7	
1-2	0.1	0.4	0.3	0.4	0.3	
3-5	0.0	0.0	0.1	0.0	0.0	
6-9	0.0	0.0	0.0	0.0	0.0	
10-19	0.0	0.0	0.0	0.0	0.0	
20-39	0.0	0.0	0.0	0.0	0.0	
40+	0.0	0.1	0.1	0.0	0.0	
N of Valid	1424	1676	1414	837	5351	
N of Miss	146	74	38	63	321	

Table 147: On how many occasions have you used stimulants, other than Methamphetamines (such as amphetamines, Ritalin or Dexedrine) without a doctor telling you to take them, in your lifetime?








Response	6	8	10	12	Total	
0	99.7	98.9	97.5	93.4	97.9	
1-2	0.1	0.5	0.9	2.3	0.8	
3-5	0.0	0.4	0.4	1.7	0.5	
6-9	0.0	0.1	0.1	0.6	0.2	
10-19	0.0	0.1	0.6	1.2	0.4	
20-39	0.0	0.0	0.1	0.5	0.1	
40+	0.1	0.0	0.4	0.4	0.2	
N of Valid	1422	1671	1415	839	5347	
N of Miss	148	79	37	61	325	

Table 148: On how many occasions have you used stimulants, other than Methamphetamines (such as amphetamines, Ritalin or Dexedrine) without a doctor telling you to take them, during the past 30 days?






Response	6	8	10	12	Total	
0	99.8	99.4	98.4	98.7	99.1	
1-2	0.1	0.3	0.8	0.6	0.4	
3-5	0.0	0.2	0.1	0.5	0.2	
6-9	0.0	0.1	0.3	0.2	0.1	
10-19	0.0	0.0	0.1	0.0	0.0	
20-39	0.0	0.0	0.0	0.0	0.0	
40+	0.1	0.0	0.1	0.0	0.1	
N of Valid	1419	1669	1414	840	5342	
N of Miss	151	81	38	60	330	

Table 149: On how many occasions have you used heroin or other opiates in your lifetime?






Response	6	8	10	12	Total	
0	99.8	99.3	99.1	98.1	99.2	
1-2	0.2	0.2	0.3	1.0	0.4	
3-5	0.0	0.2	0.4	0.5	0.3	
6-9	0.0	0.0	0.1	0.2	0.1	
10-19	0.0	0.1	0.1	0.2	0.1	
20-39	0.0	0.0	0.0	0.0	0.0	
40+	0.0	0.1	0.0	0.0	0.0	
N of Valid	1415	1675	1413	840	5343	
N of Miss	155	75	39	60	329	

Table 150: On how many occasions have you used heroin or other opiates during the past 30 days?



Response	6	8	10	12	Total	
0	99.9	99.7	99.6	99.8	99.8	
1-2	0.1	0.2	0.2	0.2	0.2	
3-5	0.0	0.0	0.1	0.0	0.0	
6-9	0.0	0.1	0.0	0.0	0.0	
10-19	0.0	0.0	0.0	0.0	0.0	
20-39	0.0	0.0	0.0	0.0	0.0	
40+	0.0	0.1	0.0	0.0	0.0	
N of Valid	1409	1676	1409	839	5333	
N of Miss	161	74	43	61	339	

Table 151: On how many occasions have you used MDMA ('X', 'E', or ecstasy) in your lifetime?







Response	6	8	10	12	Total	
0	99.9	98.8	97.9	94.3	98.2	
1-2	0.0	0.6	1.1	3.5	1.0	
3-5	0.0	0.4	0.5	0.7	0.4	
6-9	0.0	0.2	0.3	1.1	0.3	
10-19	0.0	0.1	0.1	0.2	0.1	
20-39	0.1	0.0	0.1	0.2	0.1	
40+	0.0	0.0	0.0	0.0	0.0	
N of Valid	1409	1660	1412	835	5316	
N of Miss	161	90	40	65	356	

Table 152: On how many occasions have you used MDMA ('X', 'E', or ecstasy) during the past 30 days?




Response	6	8	10	12	Total	
0	99.9	99.6	99.4	98.7	99.5	
1-2	0.0	0.3	0.4	1.2	0.4	
3-5	0.0	0.1	0.1	0.1	0.1	
6-9	0.0	0.0	0.1	0.0	0.0	
10-19	0.0	0.0	0.1	0.0	0.0	
20-39	0.1	0.0	0.0	0.0	0.0	
40+	0.0	0.0	0.0	0.0	0.0	
N of Valid	1404	1662	1407	837	5310	
N of Miss	166	88	45	63	362	

Table 153: On how many occasions have you taken prescription drugs (such as Valium, Xanax, Ritalin, Adderall, OxyContin, Darvocet, or sleeping pills) on your own-that is, without a doctor telling you to take them in your lifetime?








Response	6	8	10	12	Total	
0	96.8	89.5	85.5	76.4	88.3	
1-2	2.0	5.4	5.7	8.0	5.0	
3-5	0.6	2.2	3.1	5.1	2.5	
6-9	0.4	1.2	1.7	3.2	1.4	
10-19	0.1	0.7	1.7	3.2	1.2	
20-39	0.1	0.4	0.7	1.7	0.6	
40+	0.1	0.7	1.6	2.3	1.0	
N of Valid	1420	1672	1409	836	5337	
N of Miss	150	78	43	64	335	

Table 154: On how many occasions have you taken prescription drugs (such as Valium, Xanax, Ritalin, Adderall, OxyContin, Darvocet, or sleeping pills) on your own-that is, without a doctor telling you to take them during the past 30 days?








Response	6	8	10	12	Total	
0	99.0	95.0	93.5	93.1	95.4	
1-2	0.6	3.5	3.7	4.1	2.9	
3-5	0.1	0.8	1.3	1.6	0.9	
6-9	0.0	0.3	0.9	0.8	0.5	
10-19	0.1	0.0	0.3	0.2	0.1	
20-39	0.1	0.2	0.3	0.0	0.2	
40+	0.1	0.2	0.1	0.2	0.1	
N of Valid	1414	1674	1408	835	5331	
N of Miss	156	76	44	65	341	

Table 155: On how many occasions have you taken non-prescription medicines such as diet pills (for example, Dietac, Dexatrim or Prolamine), stay-awake pills (for example No-Doz, Vivarin, or Wake), or cough or cold medicines (robos, DXM, etc.) to get high in your lifetime?








Response	6	8	10	12	Total	
0	97.8	95.0	94.2	90.0	94.7	
1-2	0.9	2.0	1.8	3.9	2.0	
3-5	0.6	1.4	1.2	1.9	1.2	
6-9	0.2	0.7	1.1	0.5	0.7	
10-19	0.2	0.4	0.4	1.3	0.5	
20-39	0.1	0.2	0.3	0.8	0.3	
40+	0.2	0.3	1.0	1.6	0.7	
N of Valid	1414	1670	1413	836	5333	
N of Miss	156	80	39	64	339	

Table 156: On how many occasions have you taken non-prescription medicines such as diet pills (for example, Dietac, Dexatrim or Prolamine), stay-awake pills (for example No-Doz, Vivarin, or Wake), or cough or cold medicines (robos, DXM, etc.) to get high during the past 30 days?








Response	6	8	10	12	Total	
0	98.9	97.7	97.2	97.0	97.8	
1-2	0.6	1.3	1.0	1.2	1.0	
3-5	0.1	0.8	1.1	0.8	0.7	
6-9	0.1	0.0	0.4	0.4	0.2	
10-19	0.0	0.2	0.1	0.2	0.1	
20-39	0.1	0.0	0.1	0.1	0.1	
40+	0.1	0.1	0.0	0.2	0.1	
N of Valid	1413	1671	1414	835	5333	
N of Miss	157	79	38	65	339	

Table 157: On how many occasions have you been drunk or very high from drinking alcoholic beverages during the past 30 days?








Response	6	8	10	12	Total	
0	98.8	92.3	85.4	74.5	89.4	
1-2	0.8	4.3	7.9	12.1	5.5	
3-5	0.2	2.0	2.7	7.4	2.6	
6-9	0.1	0.7	1.8	3.0	1.2	
10-19	0.0	0.3	1.7	1.2	0.7	
20-39	0.1	0.1	0.3	0.6	0.2	
40+	0.0	0.4	0.4	1.2	0.4	
N of Valid	1418	1667	1413	834	5332	
N of Miss	152	83	39	66	340	

Table 158: Think back over the last two weeks. How many times have you had five or more alcoholic drinks in a row?


Response	6	8	10	12	Total	
None	98.0	90.9	83.8	75.5	88.5	
Once	1.2	3.6	7.4	9.4	4.9	
Twice	0.6	2.7	3.1	8.5	3.2	
3-5 times	0.0	1.9	2.9	4.8	2.1	
6-9 times	0.1	0.5	1.4	1.0	0.7	
10 or more times	0.1	0.4	1.4	0.8	0.7	
N of Valid	1395	1667	1397	827	5286	
N of Miss	175	83	55	73	386	

Table 159: Have you ever used smokeless tobacco (chew, snuff, plug, dipping tobacco, or chewing tobacco)?


Response	6	8	10	12	Total	
Never	96.8	92.4	87.5	78.8	90.1	
Once or Twice	2.6	4.9	4.9	8.6	4.9	
Once in a while but not regularly	0.2	1.4	3.3	4.5	2.1	
Regularly in the past	0.4	1.0	2.0	2.3	1.3	
Regularly now	0.0	0.4	2.3	5.8	1.6	
N of Valid	1391	1665	1395	825	5276	
N of Miss	179	85	57	75	396	

Table 160: How often have you taken smokeless tobacco during the past 30 days?


Response	6	8	10	12	Total	
Not at all	99.6	97.3	92.9	88.4	95.4	
Once or twice	0.2	1.9	3.4	3.5	2.1	
Once or twice per week	0.1	0.2	0.6	1.6	0.5	
Three to five times per week	0.1	0.1	0.6	1.0	0.3	
About once a day	0.0	0.2	0.5	0.8	0.3	
More than once a day	0.0	0.2	2.0	4.7	1.3	
N of Valid	1386	1660	1390	828	5264	
N of Miss	184	90	62	72	408	

Table 161: Have you ever smoked cigarettes?






Response	6	8	10	12	Total	
Never	94.4	80.3	70.8	53.0	77.2	
Once or Twice	4.9	11.9	13.3	15.5	11.0	
Once in a while but not regularly	0.4	3.8	6.8	14.4	5.3	
Regularly in the past	0.3	2.3	3.7	7.1	2.9	
Regularly now	0.1	1.7	5.5	10.0	3.6	
N of Valid	1383	1658	1392	828	5261	
N of Miss	187	92	60	72	411	

Table 162: How frequently have you smoked cigarettes during the past 30 days?








Response	6	8	10	12	Total	
Not at all	99.3	94.9	88.9	78.2	91.9	
Less than one cigarette per day	0.4	2.8	5.0	10.2	3.9	
One to five cigarettes per day	0.1	1.5	3.4	6.7	2.5	
About one-half pack per day	0.0	0.4	1.7	2.9	1.0	
About one pack per day	0.0	0.2	0.6	1.3	0.4	
About one and one-half packs per day	0.0	0.1	0.1	0.5	0.1	
Two packs or more per day	0.1	0.1	0.3	0.2	0.2	
N of Valid	1384	1660	1394	825	5263	
N of Miss	186	90	58	75	409	

Table 163: During the last month, about how many marijuana cigarettes, or the equivalent, did you smoke a day, on the average?


Response	6	8	10	12	Total	
None	98.8	95.4	89.6	85.1	93.1	
Less than 1 a day	0.9	2.0	5.3	7.0	3.4	
1 a day	0.1	0.9	1.7	2.1	1.1	
2-3 a day	0.1	0.8	2.2	2.9	1.3	
4-6 a day	0.0	0.4	0.5	1.1	0.4	
7-10 a day	0.0	0.2	0.1	0.5	0.2	
11 or more a day	0.1	0.2	0.6	1.3	0.5	
N of Valid	1378	1661	1389	823	5251	
N of Miss	192	89	63	77	421	

Table 164: If you drank alcohol (not just a sip or taste) in the past year, how did you usually get it?

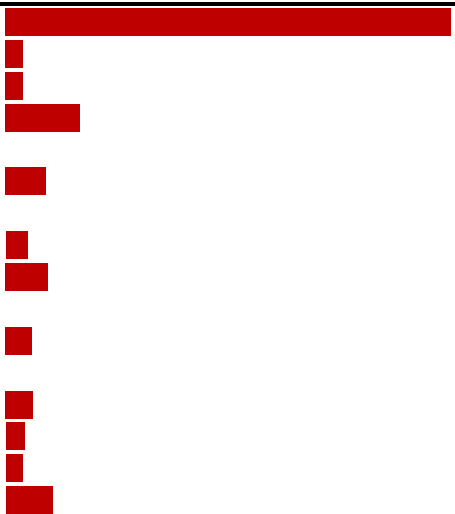
Response	6	8	10	12	Total	
I did not drink alcohol in the past year	93.9	76.8	59.5	39.9	71.0	
I bought it myself with a fake ID	0.1	0.2	0.3	0.4	0.2	
I bought it myself without a fake ID	0.0	0.0	0.5	1.4	0.3	
I got it from someone I know age 21 or older	0.5	4.9	12.4	29.7	9.6	
I got it from someone I know under age 21	0.3	2.2	7.0	8.7	4.0	
I got it from my brother or sister	0.1	1.0	1.3	1.7	1.0	
I got it from home with my parents' permission	1.8	4.3	6.2	6.1	4.4	
I got it from home without my parents' permission	0.4	2.7	2.8	0.9	1.8	
I got it from another relative	0.4	2.4	2.6	2.5	1.9	
A stranger bought it for me	0.0	0.4	0.7	1.1	0.5	
I took it from a store or shop	0.1	0.2	0.1	0.0	0.1	
Other	2.3	4.9	6.6	7.8	5.1	
N of Valid	1364	1619	1370	809	5162	
N of Miss	206	131	82	91	510	

Table 165: If you drank alcohol (not just a sip or taste) in the past year, where did you usually drink it?

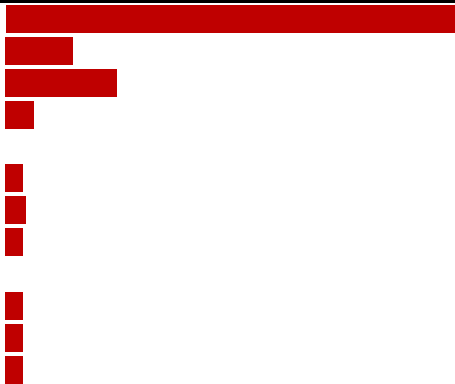
Response	6	8	10	12	Total	
I did not drink alcohol in the past year	94.8	77.2	60.0	41.6	71.8	
at my home	2.9	9.9	11.7	9.9	8.5	
at someone else's home	1.3	9.5	23.2	40.9	15.8	
at an open area like a park, beach, field, back road, woods, or a street corner	0.5	1.2	2.9	4.3	2.0	
at a sporting event or concert	0.1	0.6	0.3	0.4	0.3	
at a restaurant, bar, or a nightclub	0.2	0.7	0.7	1.5	0.7	
at an empty building or a construction site	0.1	0.2	0.3	0.1	0.2	
at a hotel/motel	0.1	0.4	0.4	0.4	0.3	
in a car	0.1	0.2	0.3	0.5	0.2	
at school	0.0	0.1	0.3	0.4	0.2	
N of Valid	1355	1609	1346	795	5105	
N of Miss	215	141	106	105	567	

Table 166: If you smoked cigarettes (not just a puff or drag) in the past year, how did you usually get them?













Response	6	8	10	12	Total	
I did not smoke cigarettes in the past year	96.5	89.5	81.7	66.5	85.7	
I bought them myself with a fake ID	0.0	0.0	0.1	0.4	0.1	
I bought them myself without a fake ID	0.0	0.1	1.0	7.1	1.4	
I got them from someone I know age 18 or older	0.6	1.9	5.8	15.5	4.7	
I got them from someone I know under age 18	0.3	2.0	4.4	2.9	2.3	
I got them from my brother or sister	0.1	0.7	1.1	1.0	0.7	
I got them from home with my parents' permission	0.0	0.3	1.0	0.4	0.4	
I got them from home without my parents' permission	0.3	1.6	1.2	0.5	1.0	
I got them from another relative	0.0	1.2	0.8	0.7	0.7	
A stranger bought them for me	0.1	0.1	0.4	0.0	0.1	
I took them from a store or shop	0.1	0.2	0.3	0.0	0.2	
Other	2.0	2.3	2.3	5.0	2.6	
N of Valid	1358	1621	1364	814	5157	
N of Miss	212	129	88	86	515	

Table 167: If you smoked cigarettes (not just a puff or drag) in the past year, where did you usually smoke them?











Response	6	8	10	12	Total	
I did not smoke cigarettes in the past year	97.1	90.2	82.5	67.7	86.5	
at my home	0.4	3.3	5.2	7.6	3.7	
at someone else's home	0.8	3.5	5.0	7.0	3.7	
at an open area like a park, beach, field, back road, woods, or a street corner	1.3	1.7	4.3	6.9	3.1	
at a sporting event or concert	0.0	0.1	0.3	0.4	0.2	
at a restaurant, bar, or a nightclub	0.0	0.1	0.1	0.4	0.1	
at an empty building or a construction site	0.3	0.3	0.2	0.1	0.3	
at a hotel/motel	0.0	0.2	0.0	0.0	0.1	
in a car	0.0	0.4	1.8	9.3	2.1	
at school	0.1	0.1	0.6	0.6	0.3	
N of Valid	1353	1615	1353	798	5119	
N of Miss	217	135	99	102	553	

Table 168: During the past 30 days, how many times did you ride in a car or other vehicle driven by someone who had been drinking alcohol?






Response	6	8	10	12	Total	
0 times	86.1	75.7	78.8	77.4	79.5	
1 time	7.2	10.5	9.2	11.3	9.4	
2 or 3 times	4.3	7.4	7.7	7.4	6.7	
4 or 5 times	0.7	2.1	1.9	2.0	1.6	
6 or more times	1.8	4.3	2.4	1.8	2.7	
N of Valid	1365	1638	1379	820	5202	
N of Miss	205	112	73	80	470	

Table 169: During the past 30 days, how many times did you drive a car or other vehicle when you had been drinking alcohol?







Response	6	8	10	12	Total	
I did not drive a car in the past 30 days	66.9	66.4	55.5	30.3	57.9	
0 times	31.6	29.9	41.2	58.1	37.9	
1 time	0.8	1.9	1.3	5.8	2.1	
2 or 3 times	0.3	0.8	1.0	4.7	1.4	
4 or 5 times	0.1	0.4	0.5	0.7	0.4	
6 or more times	0.3	0.5	0.4	0.5	0.4	
N of Valid	1331	1597	1357	813	5098	
N of Miss	239	153	95	87	574	

Table 170: How wrong would most adults (over 21) in your neighborhood think it is for kids your age: to use marijuana?





Response	6	8	10	12	Total	
Very wrong	93.1	84.4	73.4	66.0	80.9	
Wrong	4.4	10.0	17.8	19.4	12.1	
A little bit wrong	1.6	3.7	6.3	9.4	4.7	
Not wrong at all	0.8	2.0	2.5	5.1	2.3	
N of Valid	1354	1636	1365	818	5173	
N of Miss	216	114	87	82	499	

Table 171: How wrong would most adults (over 21) in your neighborhood think it is for kids your age: to drink alcohol?





Response	6	8	10	12	Total	
Very wrong	84.1	65.6	53.6	43.3	63.8	
Wrong	10.7	19.0	26.6	26.1	20.0	
A little bit wrong	3.9	11.4	15.6	21.3	12.1	
Not wrong at all	1.3	3.9	4.3	9.2	4.2	
N of Valid	1346	1633	1362	815	5156	
N of Miss	224	117	90	85	516	

Table 172: How wrong would most adults (over 21) in your neighborhood think it is for kids your age: to smoke cigarettes?





Response	6	8	10	12	Total	
Very wrong	86.7	73.7	62.0	42.8	69.1	
Wrong	8.5	15.4	23.0	27.0	17.4	
A little bit wrong	3.1	7.4	9.8	19.2	8.8	
Not wrong at all	1.7	3.6	5.1	11.1	4.7	
N of Valid	1347	1631	1363	814	5155	
N of Miss	223	119	89	86	517	

Table 173: How much do each of the following statements describe your neighborhood? crime and/or drug selling





Response	6	8	10	12	Total	
NO!	85.2	76.0	71.3	73.9	76.8	
no	8.1	16.2	18.5	16.9	14.8	
yes	4.8	5.5	7.5	6.3	6.0	
YES!	1.8	2.3	2.7	2.9	2.4	
N of Valid	1342	1630	1362	815	5149	
N of Miss	228	120	90	85	523	

Table 174: How much do each of the following statements describe your neighborhood? fights





Response	6	8	10	12	Total	
NO!	72.3	66.1	68.4	72.3	69.3	
no	14.1	19.0	21.0	19.0	18.2	
yes	9.5	11.3	8.6	6.7	9.4	
YES!	4.2	3.6	2.1	2.0	3.1	
N of Valid	1343	1626	1365	815	5149	
N of Miss	227	124	87	85	523	

Table 175: How much do each of the following statements describe your neighborhood? lots of empty or abandoned buildings





Response	6	8	10	12	Total	
NO!	78.7	73.1	72.8	75.9	74.9	
no	14.1	20.0	21.3	19.7	18.8	
yes	5.4	5.2	4.8	3.6	4.9	
YES!	1.7	1.7	1.1	0.9	1.4	
N of Valid	1336	1629	1360	816	5141	
N of Miss	234	121	92	84	531	

Table 176: How much do each of the following statements describe your neighborhood? lots of graffiti





Response	6	8	10	12	Total	
NO!	85.5	77.8	78.0	82.2	80.6	
no	9.1	15.3	18.3	15.5	14.5	
yes	3.5	4.4	2.9	1.5	3.3	
YES!	1.9	2.4	0.9	0.9	1.6	
N of Valid	1336	1629	1363	815	5143	
N of Miss	234	121	89	85	529	

Table 177: If I had to move, I would miss the neighborhood I now live in.





Response	6	8	10	12	Total	
NO!	12.1	11.9	11.9	12.6	12.1	
no	10.5	16.1	20.8	19.2	16.4	
yes	27.6	33.1	34.5	39.8	33.1	
YES!	49.8	38.9	32.8	28.4	38.5	
N of Valid	1326	1610	1353	802	5091	
N of Miss	244	140	99	98	581	

Table 178: My neighbors notice when I am doing a good job and let me know about it.





Response	6	8	10	12	Total	
NO!	31.7	38.2	34.6	39.7	35.8	
no	30.4	33.2	41.1	36.6	35.1	
yes	24.7	20.1	17.7	15.8	20.0	
YES!	13.2	8.5	6.7	7.9	9.1	
N of Valid	1311	1585	1331	793	5020	
N of Miss	259	165	121	107	652	

Table 179: I like my neighborhood.





Response	6	8	10	12	Total	
NO!	7.8	8.9	9.8	8.9	8.9	
no	7.2	11.4	12.5	10.5	10.5	
yes	31.7	43.9	48.7	52.3	43.3	
YES!	53.2	35.9	28.9	28.3	37.3	
N of Valid	1298	1591	1330	794	5013	
N of Miss	272	159	122	106	659	

Table 180: There are lots of adults in my neighborhood I could talk to about something important.





Response	6	8	10	12	Total	
NO!	20.9	27.6	26.0	29.1	25.7	
no	25.5	28.9	31.9	34.1	29.6	
yes	28.9	26.6	29.7	26.2	28.0	
YES!	24.7	16.9	12.5	10.6	16.8	
N of Valid	1300	1574	1328	781	4983	
N of Miss	270	176	124	119	689	

Table 181: I'd like to get out of my neighborhood.





Response	6	8	10	12	Total	
NO!	55.4	42.2	33.8	30.9	41.6	
no	28.3	33.8	43.0	44.2	36.4	
yes	8.8	15.4	15.9	16.7	14.0	
YES!	7.5	8.6	7.3	8.3	7.9	
N of Valid	1287	1563	1320	774	4944	
N of Miss	283	187	132	126	728	

Table 182: There are people in my neighborhood who are proud of me when I do something well.





Response	6	8	10	12	Total	
NO!	20.5	27.0	23.2	26.2	24.1	
no	20.7	28.1	32.6	29.6	27.6	
yes	37.7	32.0	33.5	33.2	34.1	
YES!	21.2	12.9	10.7	11.1	14.2	
N of Valid	1300	1571	1316	787	4974	
N of Miss	270	179	136	113	698	

Table 183: There are people in my neighborhood who encourage me to do my best.





Response	6	8	10	12	Total	
NO!	20.4	25.3	24.0	27.5	24.0	
no	20.1	26.1	30.0	28.0	25.8	
yes	32.8	32.3	32.8	31.3	32.4	
YES!	26.7	16.3	13.1	13.2	17.7	
N of Valid	1301	1570	1303	786	4960	
N of Miss	269	180	149	114	712	

Table 184: I feel safe in my neighborhood.





Response	6	8	10	12	Total	
NO!	7.1	6.4	6.2	5.4	6.4	
no	8.1	12.1	8.9	5.9	9.2	
yes	33.9	40.5	46.7	46.5	41.4	
YES!	50.9	41.1	38.2	42.1	43.0	
N of Valid	1302	1568	1331	791	4992	
N of Miss	268	182	121	109	680	

Table 185: Which of the following activities for people your age are available in your community? sports teams?



Response	6	8	10	12	Total	
No	14.4	12.8	10.1	10.1	12.0	
Yes	85.6	87.2	89.9	89.9	88.0	
N of Valid	1296	1584	1339	795	5014	
N of Miss	274	166	113	105	658	

Table 186: Which of the following activities for people your age are available in your community? scouting?



Response	6	8	10	12	Total	
No	38.7	38.8	31.5	29.8	35.4	
Yes	61.3	61.2	68.5	70.2	64.6	
N of Valid	1257	1512	1297	782	4848	
N of Miss	313	238	155	118	824	

Table 187: Which of the following activities for people your age are available in your community? boys and girls clubs?



Response	6	8	10	12	Total	
No	27.3	27.4	22.4	22.7	25.3	
Yes	72.7	72.6	77.6	77.3	74.7	
N of Valid	1268	1538	1315	777	4898	
N of Miss	302	212	137	123	774	

Table 188: Which of the following activities for people your age are available in your community? 4-H clubs?



Response	6	8	10	12	Total	
No	65.4	56.4	47.6	38.6	53.4	
Yes	34.6	43.6	52.4	61.4	46.6	
N of Valid	1171	1433	1248	757	4609	
N of Miss	399	317	204	143	1063	

Table 189: Which of the following activities for people your age are available in your community? service clubs?



Response	6	8	10	12	Total	
No	47.2	42.2	30.1	25.7	37.5	
Yes	52.8	57.8	69.9	74.3	62.5	
N of Valid	1213	1459	1269	778	4719	
N of Miss	357	291	183	122	953	

Table 190: If a kid smoked marijuana in your neighborhood would he or she be caught by the police?





Response	6	8	10	12	Total	
NO!	9.5	13.3	16.8	19.6	14.3	
no	16.4	32.1	44.1	50.6	34.2	
yes	31.1	31.0	25.9	20.6	28.0	
YES!	43.0	23.5	13.2	9.1	23.5	
N of Valid	1278	1550	1322	790	4940	
N of Miss	292	200	130	110	732	

Table 191: If a kid drank some beer, wine or hard liquor (for example, vodka, whiskey, or gin) in your neighborhood would he or she be caught by the police?





Response	6	8	10	12	Total	
NO!	11.8	18.3	22.5	25.9	19.0	
no	22.3	38.7	50.7	54.9	40.2	
yes	30.4	25.3	18.1	13.2	22.8	
YES!	35.5	17.6	8.7	6.0	18.0	
N of Valid	1275	1543	1317	780	4915	
N of Miss	295	207	135	120	757	

Table 192: If a kid carried a handgun in your neighborhood would he or she be caught by the police?





Response	6	8	10	12	Total	
NO!	8.6	12.7	14.9	14.6	12.5	
no	12.9	24.6	32.6	40.1	26.2	
yes	26.4	30.9	30.2	25.1	28.6	
YES!	52.1	31.8	22.2	20.2	32.6	
N of Valid	1275	1547	1327	786	4935	
N of Miss	295	203	125	114	737	

Table 193: If you wanted to get some cigarettes, how easy would it be for you to get some?





Response	6	8	10	12	Total	
Very hard	76.2	50.6	31.3	10.8	45.5	
Sort of hard	10.3	17.7	15.8	8.2	13.8	
Sort of easy	7.4	16.5	21.4	15.3	15.3	
Very easy	6.1	15.2	31.5	65.7	25.4	
N of Valid	1258	1545	1329	789	4921	
N of Miss	312	205	123	111	751	

Table 194: If you wanted to get some beer, wine or hard liquor (for example, vodka, whiskey, or gin), how easy would it be for you to get some?





Response	6	8	10	12	Total	
Very hard	70.9	41.1	21.7	11.3	38.7	
Sort of hard	13.4	17.6	19.7	10.9	16.0	
Sort of easy	7.7	21.6	26.4	29.7	20.6	
Very easy	8.0	19.7	32.2	48.1	24.6	
N of Valid	1255	1538	1328	788	4909	
N of Miss	315	212	124	112	763	

Table 195: If you wanted to get a drug like cocaine, LSD, or amphetamines, how easy would it be for you to get some?





Response	6	8	10	12	Total	
Very hard	94.6	83.6	65.4	44.3	75.2	
Sort of hard	2.9	8.5	18.2	26.6	12.6	
Sort of easy	1.2	4.3	9.2	17.8	7.0	
Very easy	1.3	3.7	7.2	11.4	5.2	
N of Valid	1252	1532	1321	783	4888	
N of Miss	318	218	131	117	784	

Table 196: If you wanted to get a handgun, how easy would it be for you to get one?





Response	6	8	10	12	Total	
Very hard	80.8	66.2	60.6	48.8	65.6	
Sort of hard	8.3	14.8	18.7	23.7	15.6	
Sort of easy	6.6	9.5	9.7	11.7	9.2	
Very easy	4.3	9.5	11.0	15.9	9.6	
N of Valid	1248	1529	1319	781	4877	
N of Miss	322	221	133	119	795	

Table 197: If you wanted to get some marijuana, how easy would it be for you to get some?





Response	6	8	10	12	Total	
Very hard	93.1	71.9	45.2	23.1	62.2	
Sort of hard	3.3	9.5	12.3	10.9	8.9	
Sort of easy	1.5	8.2	18.4	19.0	11.0	
Very easy	2.1	10.4	24.0	47.0	17.9	
N of Valid	1240	1525	1324	783	4872	
N of Miss	330	225	128	117	800	

Table 198: During the past 12 months, have you participated in any alcohol prevention programs or seen any alcohol prevention messages in your school or community?
Yes, a school-based program focused on preventing underage drinking and/or drinking and driving.



Response	6	8	10	12	Total	
No	60.8	73.1	81.8	88.9	74.5	
Yes	39.2	26.9	18.2	11.1	25.5	
N of Valid	1570	1750	1452	900	5672	
N of Miss	0	0	0	0	0	

Table 199: During the past 12 months, have you participated in any alcohol prevention programs or seen any alcohol prevention messages in your school or community? Yes, a community-based program focused on preventing underage drinking and/or drinking and driving (for example, through your church or temple or through youth groups like Boys and Girls Club or 4-H).



Response	6	8	10	12	Total	
No	87.5	92.3	92.1	94.0	91.2	
Yes	12.5	7.7	7.9	6.0	8.8	
N of Valid	1570	1750	1452	900	5672	
N of Miss	0	0	0	0	0	

Table 200: During the past 12 months, have you participated in any alcohol prevention programs or seen any alcohol prevention messages in your school or community? Yes, a media campaign addressing underage drinking and/or drinking and driving (for example, newspaper ads, posters, pamphlets, radio, TV).



Response	6	8	10	12	Total	
No	83.0	85.7	83.1	83.1	83.9	
Yes	17.0	14.3	16.9	16.9	16.1	
N of Valid	1570	1750	1452	900	5672	
N of Miss	0	0	0	0	0	

Table 201: During the past 12 months, have you participated in any alcohol prevention programs or seen any alcohol prevention messages in your school or community? No



Response	6	8	10	12	Total	
No	67.1	50.6	41.7	39.1	51.1	
Yes	32.9	49.4	58.3	60.9	48.9	
N of Valid	1570	1750	1452	900	5672	
N of Miss	0	0	0	0	0	

Table 202: How wrong do your parents feel it would be for YOU to: drink beer, wine or hard liquor (for example, vodka, whiskey or gin) regularly?





Response	6	8	10	12	Total	
Very wrong	91.4	75.7	65.5	52.3	73.3	
Wrong	6.2	14.6	21.3	23.1	15.6	
A little bit wrong	1.8	7.5	10.8	19.1	8.8	
Not wrong at all	0.6	2.2	2.3	5.4	2.3	
N of Valid	1267	1567	1335	791	4960	
N of Miss	303	183	117	109	712	

Table 203: How wrong do your parents feel it would be for YOU to: smoke cigarettes?





Response	6	8	10	12	Total	
Very wrong	95.7	88.7	81.6	64.3	84.7	
Wrong	3.2	7.1	12.1	22.4	9.9	
A little bit wrong	0.8	2.6	4.7	8.5	3.6	
Not wrong at all	0.3	1.6	1.6	4.8	1.8	
N of Valid	1265	1569	1335	790	4959	
N of Miss	305	181	117	110	713	

Table 204: How wrong do your parents feel it would be for YOU to: smoke marijuana?





Response	6	8	10	12	Total	
Very wrong	98.7	93.3	85.5	78.9	90.3	
Wrong	0.6	3.8	8.7	11.2	5.5	
A little bit wrong	0.4	1.5	4.1	6.1	2.7	
Not wrong at all	0.2	1.3	1.6	3.8	1.5	
N of Valid	1253	1560	1327	788	4928	
N of Miss	317	190	125	112	744	

Table 205: How wrong do your parents feel it would be for YOU to: steal something worth more than \$5?





Response	6	8	10	12	Total	
Very wrong	90.4	83.5	79.7	82.0	84.0	
Wrong	7.7	12.4	16.0	14.5	12.5	
A little bit wrong	1.4	3.1	3.5	1.6	2.6	
Not wrong at all	0.4	1.1	0.8	1.9	1.0	
N of Valid	1255	1559	1328	788	4930	
N of Miss	315	191	124	112	742	

Table 206: How wrong do your parents feel it would be for YOU to: draw graffiti, write things, or draw pictures on buildings or other property (without the owner's permission)?





Response	6	8	10	12	Total	
Very wrong	94.1	86.7	82.2	80.6	86.4	
Wrong	4.0	8.3	12.3	13.7	9.2	
A little bit wrong	1.3	3.5	4.0	3.7	3.1	
Not wrong at all	0.6	1.5	1.5	2.0	1.4	
N of Valid	1261	1560	1331	790	4942	
N of Miss	309	190	121	110	730	

Table 207: How wrong do your parents feel it would be for YOU to: pick a fight with someone?





Response	6	8	10	12	Total	
Very wrong	76.3	59.2	57.1	54.5	62.2	
Wrong	16.0	25.6	26.9	26.2	23.6	
A little bit wrong	6.5	12.0	12.6	15.2	11.3	
Not wrong at all	1.2	3.2	3.4	4.1	2.9	
N of Valid	1261	1565	1335	789	4950	
N of Miss	309	185	117	111	722	

Table 208: During the past 12 months, have you talked with at least one of your parents about the dangers of underage drinking and/or drinking and driving? By parents, we mean either your biological parents, adoptive parents, stepparents, or adult guardians - whether or not they live with you.



Response	6	8	10	12	Total	
No	41.4	51.5	51.5	52.6	49.1	
Yes	58.6	48.5	48.5	47.4	50.9	
N of Valid	1214	1506	1312	770	4802	
N of Miss	356	244	140	130	870	

Table 209: Have any of your brothers or sisters ever: drunk beer, wine or hard liquor (for example, vodka, whiskey or gin)?




Response	6	8	10	12	Total	
No	79.4	60.2	50.3	37.1	58.7	
Yes	15.7	35.2	45.4	58.3	36.7	
I don't have any brothers or sisters	4.9	4.6	4.3	4.6	4.6	
N of Valid	1250	1539	1330	787	4906	
N of Miss	320	211	122	113	766	

Table 210: Have any of your brothers or sisters ever: smoked marijuana?




Response	6	8	10	12	Total	
No	91.1	83.4	74.0	64.5	79.8	
Yes	4.1	12.2	21.8	30.7	15.7	
I don't have any brothers or sisters	4.8	4.4	4.2	4.7	4.5	
N of Valid	1249	1536	1325	784	4894	
N of Miss	321	214	127	116	778	

Table 211: Have any of your brothers or sisters ever: smoked cigarettes?




Response	6	8	10	12	Total	
No	83.5	72.5	65.2	56.3	70.7	
Yes	11.6	23.1	30.5	39.2	24.8	
I don't have any brothers or sisters	4.9	4.4	4.3	4.5	4.5	
N of Valid	1245	1537	1327	781	4890	
N of Miss	325	213	125	119	782	

Table 212: Have any of your brothers or sisters ever: taken a handgun to school?




Response	6	8	10	12	Total	
No	94.2	94.8	94.6	94.0	94.5	
Yes	0.9	0.8	1.2	1.5	1.0	
I don't have any brothers or sisters	4.9	4.4	4.1	4.5	4.5	
N of Valid	1251	1536	1327	785	4899	
N of Miss	319	214	125	115	773	

Table 213: Have any of your brothers or sisters ever: been suspended or expelled from school?




Response	6	8	10	12	Total	
No	82.6	75.4	75.4	73.4	76.9	
Yes	12.6	20.1	20.4	22.2	18.6	
I don't have any brothers or sisters	4.8	4.5	4.2	4.5	4.5	
N of Valid	1248	1534	1324	785	4891	
N of Miss	322	216	128	115	781	

Table 214: The rules in my family are clear.


Response	6	8	10	12	Total	
NO!	3.6	3.5	2.8	2.4	3.2	
no	4.3	11.0	10.2	7.9	8.6	
yes	30.7	36.6	42.2	44.6	37.9	
YES!	61.4	49.0	44.9	45.0	50.4	
N of Valid	1237	1536	1330	784	4887	
N of Miss	333	214	122	116	785	

Table 215: People in my family often insult or yell at each other.

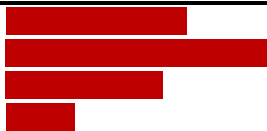
Response	6	8	10	12	Total	
NO!	37.4	25.3	22.6	22.3	27.2	
no	35.6	39.2	44.4	45.1	40.7	
yes	19.8	25.4	24.4	23.8	23.4	
YES!	7.2	10.0	8.6	8.8	8.7	
N of Valid	1240	1524	1332	785	4881	
N of Miss	330	226	120	115	791	

Table 216: When I am not at home, one of my parents knows where I am and who I am with.


Response	6	8	10	12	Total	
NO!	3.1	3.7	4.1	3.2	3.6	
no	3.1	7.1	8.1	11.3	7.0	
yes	23.0	34.0	43.0	47.6	35.9	
YES!	70.8	55.3	44.8	37.8	53.6	
N of Valid	1234	1530	1329	785	4878	
N of Miss	336	220	123	115	794	

Table 217: We argue about the same things in my family over and over.

Response	6	8	10	12	Total	
NO!	38.8	22.9	15.9	16.1	23.9	
no	32.0	36.0	38.0	39.2	36.0	
yes	18.8	28.4	34.5	29.7	27.8	
YES!	10.3	12.8	11.6	15.0	12.2	
N of Valid	1233	1527	1329	785	4874	
N of Miss	337	223	123	115	798	

Table 218: If you drank some beer or wine or liquor (for example, vodka, whiskey, or gin) without your parents' permission, would you be caught by your parents?

Response	6	8	10	12	Total	
NO!	9.0	11.7	13.4	19.2	12.7	
no	5.0	23.2	37.3	44.2	25.9	
yes	16.6	23.4	25.5	21.8	22.0	
YES!	69.4	41.7	23.7	14.8	39.4	
N of Valid	1229	1524	1339	785	4877	
N of Miss	341	226	113	115	795	

Table 219: My family has clear rules about alcohol and drug use.

Response	6	8	10	12	Total	
NO!	4.1	4.8	3.1	4.1	4.0	
no	3.3	9.1	12.6	12.8	9.2	
yes	14.6	25.3	34.0	38.9	27.2	
YES!	78.0	60.8	50.3	44.3	59.6	
N of Valid	1222	1528	1336	784	4870	
N of Miss	348	222	116	116	802	

Table 220: If you carried a handgun without your parents' permission, would you be caught by your parents?

Response	6	8	10	12	Total	
NO!	6.2	6.4	7.7	10.0	7.3	
no	2.0	10.0	15.1	19.3	10.9	
yes	11.6	22.1	25.9	29.3	21.7	
YES!	80.2	61.5	51.3	41.4	60.2	
N of Valid	1222	1523	1334	781	4860	
N of Miss	348	227	118	119	812	

Table 221: If you skipped school would you be caught by your parents?

Response	6	8	10	12	Total	
NO!	4.8	6.5	7.0	11.6	7.0	
no	3.8	13.3	17.7	25.8	14.1	
yes	13.3	24.7	32.6	32.2	25.2	
YES!	78.1	55.5	42.7	30.3	53.6	
N of Valid	1221	1516	1336	782	4855	
N of Miss	349	234	116	118	817	

Table 222: Do you feel very close to your mother?

Response	6	8	10	12	Total	
NO!	4.5	6.7	7.2	8.0	6.5	
no	4.4	10.7	11.8	10.9	9.4	
yes	16.6	26.8	35.3	34.4	27.8	
YES!	74.5	55.8	45.7	46.7	56.2	
N of Valid	1210	1512	1327	778	4827	
N of Miss	360	238	125	122	845	

Table 223: Do you share your thoughts and feelings with your mother?

Response	6	8	10	12	Total	
NO!	9.5	11.3	11.2	11.8	10.9	
no	13.2	22.2	24.8	20.1	20.3	
yes	27.9	29.5	34.7	36.5	31.7	
YES!	49.4	36.9	29.3	31.6	37.1	
N of Valid	1208	1506	1326	778	4818	
N of Miss	362	244	126	122	854	

Table 224: My parents ask me what I think before most family decisions affecting me are made.

Response	6	8	10	12	Total	
NO!	9.5	11.6	10.6	13.4	11.1	
no	12.6	22.5	23.8	20.8	20.1	
yes	33.3	36.6	41.6	44.8	38.5	
YES!	44.5	29.3	24.1	21.1	30.3	
N of Valid	1194	1506	1330	779	4809	
N of Miss	376	244	122	121	863	

Table 225: Do you share your thoughts and feelings with your father?

Response	6	8	10	12	Total	
NO!	18.6	21.9	21.3	21.7	20.9	
no	17.8	26.9	27.5	27.7	24.9	
yes	26.0	27.2	31.7	30.8	28.7	
YES!	37.5	24.0	19.6	19.8	25.5	
N of Valid	1191	1507	1322	779	4799	
N of Miss	379	243	130	121	873	

Table 226: Do you enjoy spending time with your mother?





Response	6	8	10	12	Total	
NO!	3.7	5.7	5.8	5.8	5.2	
no	3.0	7.7	10.2	9.3	7.5	
yes	23.1	36.7	46.4	44.8	37.3	
YES!	70.2	49.9	37.6	40.2	50.0	
N of Valid	1202	1507	1322	777	4808	
N of Miss	368	243	130	123	864	

Table 227: Do you enjoy spending time with your father?





Response	6	8	10	12	Total	
NO!	8.4	11.0	12.4	12.0	10.9	
no	4.6	9.8	12.1	12.3	9.5	
yes	21.2	33.3	38.4	43.2	33.3	
YES!	65.8	46.0	37.1	32.5	46.3	
N of Valid	1196	1497	1311	773	4777	
N of Miss	374	253	141	127	895	

Table 228: If I had a personal problem, I could ask my mom or dad for help.





Response	6	8	10	12	Total	
NO!	6.1	8.1	8.0	8.6	7.7	
no	6.3	12.7	15.1	12.5	11.7	
yes	19.3	30.9	36.3	38.5	30.7	
YES!	68.4	48.3	40.5	40.4	49.9	
N of Valid	1198	1500	1330	777	4805	
N of Miss	372	250	122	123	867	

Table 229: Do you feel very close to your father?

Response	6	8	10	12	Total	
NO!	10.3	13.5	15.6	15.5	13.6	
no	8.7	14.9	18.5	21.4	15.4	
yes	20.0	28.5	30.2	32.4	27.5	
YES!	61.0	43.1	35.6	30.6	43.5	
N of Valid	1186	1486	1316	774	4762	
N of Miss	384	264	136	126	910	

Table 230: My parents give me lots of chances to do fun things with them.

Response	6	8	10	12	Total	
NO!	5.5	7.3	8.0	9.1	7.3	
no	10.7	18.5	23.1	24.1	18.7	
yes	24.5	35.6	41.1	41.5	35.3	
YES!	59.3	38.6	27.9	25.3	38.7	
N of Valid	1206	1500	1327	780	4813	
N of Miss	364	250	125	120	859	

Table 231: My parents ask if I've gotten my homework done.

Response	6	8	10	12	Total	
NO!	2.9	5.4	5.6	10.0	5.6	
no	2.7	8.8	13.5	21.4	10.6	
yes	16.8	30.8	38.9	37.8	30.7	
YES!	77.6	55.0	41.9	30.9	53.1	
N of Valid	1205	1497	1329	781	4812	
N of Miss	365	253	123	119	860	

Table 232: People in my family have serious arguments.

Response	6	8	10	12	Total	
NO!	39.4	27.7	20.9	22.5	27.9	
no	32.6	42.6	46.9	46.8	42.0	
yes	15.5	18.7	23.1	20.5	19.4	
YES!	12.5	11.0	9.1	10.2	10.7	
N of Valid	1190	1481	1325	777	4773	
N of Miss	380	269	127	123	899	

Table 233: Would your parents know if you did not come home on time?

Response	6	8	10	12	Total	
NO!	3.4	3.8	4.1	7.3	4.4	
no	5.5	11.2	11.7	13.0	10.2	
yes	22.7	32.5	40.8	40.1	33.6	
YES!	68.5	52.4	43.4	39.6	51.8	
N of Valid	1192	1488	1328	776	4784	
N of Miss	378	262	124	124	888	

Table 234: It is important to be honest with your parents, even if they become upset or you get punished.

Response	6	8	10	12	Total	
NO!	2.6	3.6	5.1	5.9	4.1	
no	2.3	11.5	12.7	14.8	10.1	
yes	20.0	33.5	43.0	42.5	34.2	
YES!	75.1	51.4	39.2	36.8	51.6	
N of Valid	1199	1483	1320	775	4777	
N of Miss	371	267	132	125	895	

Table 235: My parents notice when I am doing a good job and let me know about it.


Response	6	8	10	12	Total	
Never or Almost Never	5.6	8.7	9.2	8.6	8.1	
Sometimes	18.0	25.4	26.2	28.1	24.2	
Often	29.4	31.6	34.9	34.7	32.5	
All the time	46.9	34.3	29.7	28.6	35.2	
N of Valid	1186	1482	1324	777	4769	
N of Miss	384	268	128	123	903	

Table 236: How often do your parents tell you they're proud of you for something you've done?


Response	6	8	10	12	Total	
Never or Almost Never	5.7	8.5	9.0	9.4	8.1	
Sometimes	15.8	23.0	26.8	26.2	22.8	
Often	30.4	33.7	33.5	34.6	33.0	
All the time	48.1	34.8	30.8	29.8	36.2	
N of Valid	1183	1476	1323	775	4757	
N of Miss	387	274	129	125	915	

Table 237: How many brothers and sisters, including stepbrothers and stepsisters, do you have that are younger than you?

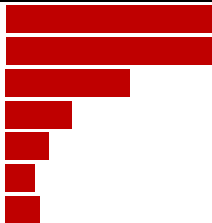
Response	6	8	10	12	Total	
0	32.5	30.6	32.4	31.5	31.7	
1	34.0	31.9	30.1	33.5	32.2	
2	17.5	17.6	19.2	16.9	17.9	
3	8.3	9.2	7.2	9.0	8.4	
4	3.8	4.6	5.3	3.9	4.5	
5	1.6	2.7	2.6	1.8	2.3	
6 or more	2.3	3.3	3.2	3.4	3.0	
N of Valid	1182	1475	1323	774	4754	
N of Miss	388	275	129	126	918	

Table 238: How many brothers and sisters, including stepbrothers and stepsisters, do you have that are older than you?








Response	6	8	10	12	Total	
0	36.1	36.2	35.0	37.7	36.1	
1	28.2	28.1	29.6	29.7	28.8	
2	17.6	15.7	17.9	14.7	16.6	
3	8.3	8.6	7.9	10.2	8.6	
4	5.0	4.1	3.6	4.1	4.2	
5	2.3	3.0	2.6	1.7	2.5	
6 or more	2.6	4.2	3.4	1.9	3.2	
N of Valid	1196	1485	1322	775	4778	
N of Miss	374	265	130	125	894	

Table 239: Have you changed homes in the past year (the last 12 months)?



Response	6	8	10	12	Total	
No	69.3	69.7	76.6	77.6	72.8	
Yes	30.7	30.3	23.4	22.4	27.2	
N of Valid	1189	1484	1318	777	4768	
N of Miss	381	266	134	123	904	

Table 240: How many times have you changed homes since kindergarten?






Response	6	8	10	12	Total	
Never	28.5	23.5	22.4	24.3	24.6	
1 or 2 times	35.0	32.1	33.3	30.7	32.9	
3 or 4 times	20.4	24.0	23.0	21.7	22.5	
5 or 6 times	8.4	9.1	10.5	12.0	9.8	
7 or more times	7.6	11.3	10.8	11.2	10.2	
N of Valid	1179	1474	1311	774	4738	
N of Miss	391	276	141	126	934	

Table 241: Have you changed schools (including changing from elementary to middle and middle to high school) in the past year?



Response	6	8	10	12	Total	
No	28.7	34.4	33.8	81.2	40.5	
Yes	71.3	65.6	66.2	18.8	59.5	
N of Valid	1171	1457	1309	773	4710	
N of Miss	399	293	143	127	962	

Table 242: How many times have you changed schools since kindergarten (including changing from elementary to middle and middle to high school)?






Response	6	8	10	12	Total	
Never	14.7	13.5	11.4	17.5	13.9	
1 or 2 times	46.1	31.3	14.1	15.4	27.6	
3 or 4 times	26.2	33.9	38.4	35.3	33.5	
5 or 6 times	8.4	12.1	22.3	20.4	15.4	
7 or more times	4.6	9.2	13.8	11.4	9.7	
N of Valid	1171	1462	1312	773	4718	
N of Miss	399	288	140	127	954	

Table 243: Has anyone in your family ever had severe alcohol or drug problems?



Response	6	8	10	12	Total	
No	79.3	69.1	62.1	59.0	68.0	
Yes	20.7	30.9	37.9	41.0	32.0	
N of Valid	1169	1446	1307	769	4691	
N of Miss	401	304	145	131	981	

Table 244: About how many adults (over 21) have you known personally who in the past year have: used marijuana, crack, cocaine, or other drugs?






Response	6	8	10	12	Total	
0	81.1	71.3	60.4	49.2	67.1	
1	10.7	13.6	14.3	15.7	13.4	
2	3.3	6.4	9.7	10.8	7.3	
3-4	2.2	4.2	7.0	9.8	5.4	
5+	2.7	4.6	8.5	14.6	6.8	
N of Valid	1179	1458	1311	769	4717	
N of Miss	391	292	141	131	955	

Table 245: About how many adults (over 21) have you known personally who in the past year have: sold or dealt drugs?






Response	6	8	10	12	Total	
0	91.1	82.6	76.3	67.8	80.6	
1	5.3	8.9	9.6	12.9	8.8	
2	1.9	3.8	6.3	7.4	4.6	
3-4	0.9	2.7	4.3	5.2	3.1	
5+	0.9	2.1	3.4	6.6	2.9	
N of Valid	1174	1456	1308	767	4705	
N of Miss	396	294	144	133	967	

Table 246: About how many adults (over 21) have you known personally who in the past year have: done other things that could get them in trouble with the police, like stealing, selling stolen goods, mugging or assaulting others, etc.?






Response	6	8	10	12	Total	
0	85.7	74.3	72.0	68.1	75.5	
1	9.1	13.1	11.8	12.5	11.6	
2	2.6	5.3	6.2	6.4	5.0	
3-4	1.0	3.2	4.4	4.4	3.2	
5+	1.7	4.2	5.6	8.6	4.7	
N of Valid	1171	1460	1312	767	4710	
N of Miss	399	290	140	133	962	

Table 247: About how many adults (over 21) have you known personally who in the past year have: gotten drunk or high?










Response	6	8	10	12	Total	
0	66.2	48.6	36.9	26.7	46.2	
1	18.9	20.2	18.5	16.4	18.8	
2	6.5	9.9	11.5	12.0	9.8	
3-4	3.1	8.0	12.0	11.6	8.5	
5+	5.4	13.4	21.1	33.2	16.8	
N of Valid	1174	1458	1310	767	4709	
N of Miss	396	292	142	133	963	

Table 248: How honest were you in filling out this survey?

Response	6	8	10	12	Total	
I was very honest	84.9	80.4	77.3	82.9	81.1	
I was honest pretty much of the time	12.7	17.2	19.1	14.2	16.1	
I was honest some of the time	1.7	2.2	2.7	2.1	2.2	
I was honest once in a while	0.8	0.2	0.8	0.8	0.6	
I was not honest at all	0.0	0.0	0.0	0.0	0.0	
N of Valid	1177	1467	1315	773	4732	
N of Miss	393	283	137	127	940	