

# 2010 APNA



Arkansas Prevention Needs Assessment Student Survey

Benton County Tables

Arkansas Department of Human Services  
Division of Behavioral Sciences  
Office of Alcohol and Drug Abuse Prevention

Conducted by International Survey Associates dba Pride Surveys



## Contents

1	INTRODUCTION	11
2	PERCENTAGE TABLES	16

## List of Tables

1	Sex	17
2	Age	17
3	Are you Hispanic or Latino?	17
4	What is your race? Black or African American	18
5	What is your race? Asian	18
6	What is your race? American Indian	18
7	What is your race? Alaska Native	18
8	What is your race? White	19
9	What is your race? Native Hawaiian or Other Pacific Islander	19
10	What is your race? Other	19
11	What is the highest level of schooling completed by your mother or father?	20
12	Think of where you live most of the time. Which of the following people live there with you? Mother	20
13	Think of where you live most of the time. Which of the following people live there with you? Stepmother	20
14	Think of where you live most of the time. Which of the following people live there with you? Foster Mother	21
15	Think of where you live most of the time. Which of the following people live there with you? Grandmother	21
16	Think of where you live most of the time. Which of the following people live there with you? Aunt	21
17	Think of where you live most of the time. Which of the following people live there with you? Father	21
18	Think of where you live most of the time. Which of the following people live there with you? Stepfather	22
19	Think of where you live most of the time. Which of the following people live there with you? Foster Father	22
20	Think of where you live most of the time. Which of the following people live there with you? Grandfather	22
21	Think of where you live most of the time. Which of the following people live there with you? Uncle	22
22	Think of where you live most of the time. Which of the following people live there with you? Other Adults	23
23	Think of where you live most of the time. Which of the following people live there with you? Brother(s)	23
24	Think of where you live most of the time. Which of the following people live there with you? Stepbrother(s)	23
25	Think of where you live most of the time. Which of the following people live there with you? Sister(s)	23
26	Think of where you live most of the time. Which of the following people live there with you? Stepsister(s)	24

27	Think of where you live most of the time. Which of the following people live there with you? Other Children . . . . .	24
28	In my school, students have lots of chances to help decide things like class activities and rules. . . . .	24
29	Teachers ask me to work on special classroom projects. . . . .	24
30	My teacher(s) notices when I am doing a good job and lets me know about it. . . . .	25
31	There are lots of chances for students in my school to get involved in sports, clubs, and other school activities outside of class. . . . .	25
32	There are lots of chances for students in my school to talk with a teacher one-on-one. . . . .	25
33	I feel safe at my school. . . . .	26
34	The school lets my parents know when I have done something well. . . . .	26
35	My teachers praise me when I work hard in school. . . . .	26
36	Are your school grades better than the grades of most students in your class? . . . . .	27
37	I have lots of chances to be part of class discussions or activities. . . . .	27
38	Now thinking back over the past year in school, how often did you: enjoy being in school? . . . . .	27
39	Now thinking back over the past year in school, how often did you: hate being in school? . . . . .	28
40	Now thinking back over the past year in school, how often did you: try to do your best work in school? . . . . .	28
41	How often do you feel that the school work you are assigned is meaningful and important? . . . . .	28
42	Putting them all together, what were your grades like last year? . . . . .	29
43	How important do you think the things you are learning in school are going to be for your later life? . . . . .	29
44	How interesting are most of your courses to you? . . . . .	29
45	During the LAST FOUR WEEKS how many whole days of school have you missed because you skipped or 'cut'? . . . .	30
46	What are the chances you would be seen as cool if you: smoked cigarettes? . . . . .	30
47	What are the chances you would be seen as cool if you: worked hard at school? . . . . .	30
48	What are the chances you would be seen as cool if you: began drinking alcoholic beverages regularly, that is, at least once or twice a month? . . . . .	31
49	What are the chances you would be seen as cool if you: defended someone who was being verbally abused at school? . . . . .	31
50	What are the chances you would be seen as cool if you: smoked marijuana? . . . . .	31
51	What are the chances you would be seen as cool if you: carried a handgun? . . . . .	32

52	What are the chances you would be seen as cool if you: regularly volunteered to do community service? . . . . .	32
53	Think of your four best friends (the friends you feel closest to). In the past year (12 months), how many of your best friends have: participated in clubs, organizations or activities at school? . . . . .	32
54	Think of your four best friends (the friends you feel closest to). In the past year (12 months), how many of your best friends have: smoked cigarettes? . . . . .	33
55	Think of your four best friends (the friends you feel closest to). In the past year (12 months), how many of your best friends have: tried beer, wine or hard liquor (for example, vodka, whiskey, or gin) when their parents didn't know about it? . . . . .	33
56	Think of your four best friends (the friends you feel closest to). In the past year (12 months), how many of your best friends have: made a commitment to stay drug-free? . . . . .	33
57	Think of your four best friends (the friends you feel closest to). In the past year (12 months), how many of your best friends have: used marijuana? . . . . .	34
58	Think of your four best friends (the friends you feel closest to). In the past year (12 months), how many of your best friends have: tried to do well in school? . . . . .	34
59	Think of your four best friends (the friends you feel closest to). In the past year (12 months), how many of your best friends have: used LSD, cocaine, amphetamines, or other illegal drugs? . . . . .	34
60	Think of your four best friends (the friends you feel closest to). In the past year (12 months), how many of your best friends have: been suspended from school? . . . . .	35
61	Think of your four best friends (the friends you feel closest to). In the past year (12 months), how many of your best friends have: liked school? . . . . .	35
62	Think of your four best friends (the friends you feel closest to). In the past year (12 months), how many of your best friends have: carried a handgun? . . . . .	35
63	Think of your four best friends (the friends you feel closest to). In the past year (12 months), how many of your best friends have: sold illegal drugs? . . . . .	36
64	Think of your four best friends (the friends you feel closest to). In the past year (12 months), how many of your best friends have: regularly attended religious services? . . . . .	36
65	Think of your four best friends (the friends you feel closest to). In the past year (12 months), how many of your best friends have: stolen or tried to steal a motor vehicle such as a car or motorcycle? . . . . .	36
66	Think of your four best friends (the friends you feel closest to). In the past year (12 months), how many of your best friends have: been arrested? . . . . .	37

67	Think of your four best friends (the friends you feel closest to). In the past year (12 months), how many of your best friends have: dropped out of school? . . . . .	37
68	Think of your four best friends (the friends you feel closest to). In the past year (12 months), how many of your best friends have: been members of a gang? . . . . .	37
69	How old were you when you first: smoked marijuana? . . . . .	38
70	How old were you when you first: smoked a cigarette, even just a puff? . . . . .	38
71	How old were you when you first: had more than a sip or two of beer, wine or hard liquor (for example, vodka, whiskey, or gin)? . . .	39
72	How old were you when you first: began drinking alcoholic beverages regularly, that is, at least once or twice a month? . . . . .	39
73	How old were you when you first: used phenoxydine (pox, px, breeze)?	40
74	How old were you when you first: got suspended from school? . . .	40
75	How old were you when you first: got arrested? . . . . .	41
76	How old were you when you first: carried a handgun? . . . . .	41
77	How old were you when you first: attacked someone with the idea of seriously hurting them? . . . . .	42
78	How old were you when you first: belonged to a gang? . . . . .	42
79	How wrong do you think it is for someone your age to: take a handgun to school? . . . . .	43
80	How wrong do you think it is for someone your age to: steal anything worth more than \$5? . . . . .	43
81	How wrong do you think it is for someone your age to: pick a fight with someone? . . . . .	43
82	How wrong do you think it is for someone your age to: attack someone with the idea of seriously hurting them? . . . . .	44
83	How wrong do you think it is for someone your age to: stay away from school all day when their parents think they are at school? . .	44
84	How wrong do you think it is for someone your age to: drink beer, wine or hard liquor (for example, vodka, whiskey, or gin) regularly? .	44
85	How wrong do you think it is for someone your age to: smoke cigarettes? . . . . .	45
86	How wrong do you think it is for someone your age to: smoke marijuana? . . . . .	45
87	How wrong do you think it is for someone your age to: use LSD, cocaine, amphetamines or another illegal drug? . . . . .	45
88	At school during the past 12 months, did you receive help from the resource teacher, speech therapist or other special education teacher?	46
89	How many times in the past year (12 months) have you: been suspended from school? . . . . .	46
90	How many times in the past year (12 months) have you: carried a handgun? . . . . .	46

91	How many times in the past year (12 months) have you: sold illegal drugs? . . . . .	47
92	How many times in the past year (12 months) have you: stolen or tried to steal a motor vehicle such as a car or motorcycle? . . . . .	47
93	How many times in the past year (12 months) have you: participated in clubs, organizations or activities at school? . . . . .	48
94	How many times in the past year (12 months) have you: been arrested?	48
95	How many times in the past year (12 months) have you: done extra work on your own for school? . . . . .	49
96	How many times in the past year (12 months) have you: attacked someone with the idea of seriously hurting them? . . . . .	49
97	How many times in the past year (12 months) have you: been drunk or high at school? . . . . .	50
98	How many times in the past year (12 months) have you: volunteered to do community service? . . . . .	50
99	How many times in the past year (12 months) have you: taken a handgun to school? . . . . .	51
100	Are you currently on probation, or assigned a probation officer with Juvenile Court? . . . . .	51
101	Have you ever belonged to a gang? . . . . .	51
102	If you have ever belonged to a gang, did that gang have a name? . .	52
103	How many times have you done the following things? done what feels good no matter what. . . . .	52
104	How many times have you done the following things? done something dangerous because someone dared you to do it. . . . .	52
105	How many times have you done the following things? done crazy things even if they are a little dangerous. . . . .	53
106	You're looking at CD's in a music store with a friend. You look up and see her slip a CD under her coat. She smiles and says 'Which one do you want? Go ahead, take it while nobody's around.' There is nobody in sight, no employees and no other customers. What would you do now? . . . . .	53
107	You are visiting another part of town, and you don't know any of the people your age there. You are walking down the street, and some teenager you don't know is walking toward you. He is about your size, and as he is about to pass you, he deliberately bumps into you and you almost lose your balance. What would you say or do? .	53
108	You are at a party at someone's house, and one of your friends offers you a drink containing alcohol. What would you say or do? . . . . .	54
109	It's 8:00 on a weeknight and you are about to go over to a friend's home when your mother asks you where you are going. You say 'Oh, just going to go hang out with some friends.' She says, 'No, you'll just get into trouble if you go out. Stay home tonight.' What would you do now? . . . . .	54
110	How often do you attend religious services or activities? . . . . .	54

111	I do the opposite of what people tell me, just to get them mad. . .	55
112	I like to see how much I can get away with. . . . .	55
113	I ignore rules that get in my way. . . . .	55
114	I think sometimes it's okay to cheat at school. . . . .	56
115	It is important to think before you act. . . . .	56
116	Sometimes I think that life is not worth it. . . . .	56
117	At times I think I am no good at all. . . . .	57
118	All in all, I am inclined to think that I am a failure. . . . .	57
119	In the past year, have you felt depressed or sad MOST days, even if you felt okay sometimes? . . . . .	57
120	It is all right to beat up people if they start the fight. . . . .	58
121	I think it is okay to take something without asking if you can get away with it. . . . .	58
122	Sometimes we don't know what we will do as adults, but we may have an idea. Please answer how true these statements may be for you. WHEN I AM AN ADULT I WILL: smoke cigarettes. . . . .	58
123	Sometimes we don't know what we will do as adults, but we may have an idea. Please answer how true these statements may be for you. WHEN I AM AN ADULT I WILL: drink beer, wine, or liquor. . . . .	59
124	Sometimes we don't know what we will do as adults, but we may have an idea. Please answer how true these statements may be for you. WHEN I AM AN ADULT I WILL: smoke marijuana. . . . .	59
125	Sometimes we don't know what we will do as adults, but we may have an idea. Please answer how true these statements may be for you. WHEN I AM AN ADULT I WILL: use LSD, cocaine, amphetamines or another illegal drug. . . . .	59
126	How much do you think people risk harming themselves (physically or in other ways) if they: smoked one or more packs of cigarettes per day? . . . . .	60
127	How much do you think people risk harming themselves (physically or in other ways) if they: try marijuana once or twice? . . . . .	60
128	How much do you think people risk harming themselves (physically or in other ways) if they: smoke marijuana regularly? . . . . .	60
129	How much do you think people risk harming themselves (physically or in other ways) if they: take one or two drinks of an alcoholic beverage (beer, wine, liquor) nearly every day? . . . . .	61
130	How much do you think people risk harming themselves (physically or in other ways) if they: have five or more drinks once or twice each weekend? . . . . .	61
131	Have you ever used smokeless tobacco (chew, snuff, plug, dipping tobacco, or chewing tobacco)? . . . . .	61
132	How often have you taken smokeless tobacco during the past 30 days? . . . . .	62
133	Have you ever smoked cigarettes? . . . . .	62
134	How frequently have you smoked cigarettes during the past 30 days? . . . . .	62

135	Which statement best describes rules about smoking inside your home? . . . . .	63
136	Which statement best describes rules about smoking in your family cars? . . . . .	63
137	During this school year, were you taught in any of your classes about the dangers of tobacco use? . . . . .	64
138	During the past 12 months, have you participated in any community activities to discourage people your age from using cigarettes, chewing tobacco, snuff, dip or cigars? . . . . .	64
139	On how many occasions have you had alcoholic beverages (beer, wine or hard liquor) to drink in your lifetime - more than just a few sips? . . . . .	64
140	On how many occasions have you had beer, wine or hard liquor to drink during the past 30 days? . . . . .	65
141	On how many occasions have you used marijuana (grass, pot) or hashish (hash, hash oil) in your lifetime? . . . . .	65
142	On how many occasions have you used marijuana (grass, pot) or hashish (hash, hash oil) during the past 30 days? . . . . .	65
143	On how many occasions have you used LSD or other psychedelics in your lifetime? . . . . .	66
144	On how many occasions have you used LSD or other psychedelics during the past 30 days? . . . . .	66
145	On how many occasions have you used cocaine or crack in your lifetime? . . . . .	66
146	On how many occasions have you used cocaine or crack during the past 30 days? . . . . .	67
147	On how many occasions have you sniffed glue, breathed the contents of an aerosol spray can, or inhaled other gases or sprays, in order to get high in your lifetime? . . . . .	67
148	On how many occasions have you sniffed glue, breathed the contents of an aerosol spray can, or inhaled other gases or sprays, in order to get high during the past 30 days? . . . . .	68
149	On how many occasions have you used phenoxydine (pox, px, breeze) in your lifetime? . . . . .	68
150	On how many occasions have you used phenoxydine (pox, px, breeze) during the past 30 days? . . . . .	69
151	On how many occasions have you used sedatives (tranquilizers, such as Valium or Xanax, barbiturates, or sleeping pills) without a doctor telling you to take them, in your lifetime? . . . . .	69
152	On how many occasions have you used sedatives (tranquilizers, such as Valium or Xanax, barbiturates, or sleeping pills) without a doctor telling you to take them, during the past 30 days? . . . . .	70
153	On how many occasions have you used methamphetamines (meth, speed, crank, crystal meth) in your lifetime? . . . . .	70



154	On how many occasions have you used methamphetamines (meth, speed, crank, crystal meth) in the past 30 days? . . . . .	71
155	On how many occasions have you used stimulants, other than Methamphetamines (such as amphetamines, Ritalin or Dexedrine) without a doctor telling you to take them, in your lifetime? . . . . .	71
156	On how many occasions have you used stimulants, other than Methamphetamines (such as amphetamines, Ritalin or Dexedrine) without a doctor telling you to take them, during the past 30 days? . . . . .	72
157	On how many occasions have you used heroin or other opiates in your lifetime? . . . . .	72
158	On how many occasions have you used heroin or other opiates during the past 30 days? . . . . .	73
159	On how many occasions have you used MDMA ('X', 'E', or ecstasy) in your lifetime? . . . . .	73
160	On how many occasions have you used MDMA ('X', 'E', or ecstasy) during the past 30 days? . . . . .	73
161	On how many occasions have you taken prescription drugs (such as Valium, Xanax, Ritalin, Adderall, OxyContin, Darvocet, or sleeping pills) on your own-that is, without a doctor telling you to take them in your lifetime? . . . . .	74
162	On how many occasions have you taken prescription drugs (such as Valium, Xanax, Ritalin, Adderall, OxyContin, Darvocet, or sleeping pills) on your own-that is, without a doctor telling you to take them during the past 30 days? . . . . .	74
163	On how many occasions have you taken non-prescription medicines such as diet pills (for example, Dietac, Dexatrim or Prolamine), stay-awake pills (for example No-Doz, Vivarin, or Wake), or cough or cold medicines (robos, DXM, etc.) to get high in your lifetime? . . . . .	75
164	On how many occasions have you taken non-prescription medicines such as diet pills (for example, Dietac, Dexatrim or Prolamine), stay-awake pills (for example No-Doz, Vivarin, or Wake), or cough or cold medicines (robos, DXM, etc.) to get high during the past 30 days? . . . . .	75
165	On how many occasions have you been drunk or very high from drinking alcoholic beverages during the past 30 days? . . . . .	76
166	On how many occasions have you drunk flavored alcoholic beverages, sometimes called 'alcopops' (like Mike's Hard Lemonade, Smirnoff Ice, Bacardi Breezers, etc.) in your lifetime? . . . . .	76
167	On how many occasions have you drunk flavored alcoholic beverages, sometimes called 'alcopops' (like Mike's Hard Lemonade, Smirnoff Ice, Bacardi Breezers, etc.) during the past 30 days? . . . . .	77
168	Think back over the last two weeks. How many times have you had five or more alcoholic drinks in a row? . . . . .	77
169	During the past 30 days, how many times did you ride in a car or other vehicle driven by someone who had been drinking alcohol? . . . . .	77

170	During the past 30 days, how many times did you drive a car or other vehicle when you had been drinking alcohol? . . . . .	78
171	If you drank alcohol (not just a sip or taste) in the past year, how did you usually get it? . . . . .	78
172	If you drank alcohol (not just a sip or taste) in the past year, where did you usually drink it? . . . . .	79
173	During the last month, about how many marijuana cigarettes, or the equivalent, did you smoke a day, on the average? . . . . .	79
174	How wrong would most adults (over 21) in your neighborhood think it is for kids your age: to use marijuana? . . . . .	80
175	How wrong would most adults (over 21) in your neighborhood think it is for kids your age: to drink alcohol? . . . . .	80
176	How wrong would most adults (over 21) in your neighborhood think it is for kids your age: to smoke cigarettes? . . . . .	80
177	How much do each of the following statements describe your neighborhood? crime and/or drug selling . . . . .	81
178	How much do each of the following statements describe your neighborhood? fights . . . . .	81
179	How much do each of the following statements describe your neighborhood? lots of empty or abandoned buildings . . . . .	81
180	How much do each of the following statements describe your neighborhood? lots of graffiti . . . . .	82
181	If I had to move, I would miss the neighborhood I now live in. . . . .	82
182	My neighbors notice when I am doing a good job and let me know about it. . . . .	82
183	I like my neighborhood. . . . .	83
184	There are lots of adults in my neighborhood I could talk to about something important. . . . .	83
185	I'd like to get out of my neighborhood. . . . .	83
186	There are people in my neighborhood who are proud of me when I do something well. . . . .	84
187	There are people in my neighborhood who encourage me to do my best. . . . .	84
188	I feel safe in my neighborhood. . . . .	84
189	Which of the following activities for people your age are available in your community? sports teams? . . . . .	85
190	Which of the following activities for people your age are available in your community? scouting? . . . . .	85
191	Which of the following activities for people your age are available in your community? boys and girls clubs? . . . . .	85
192	Which of the following activities for people your age are available in your community? 4-H clubs? . . . . .	85
193	Which of the following activities for people your age are available in your community? service clubs? . . . . .	86

194	If a kid smoked marijuana in your neighborhood would he or she be caught by the police? . . . . .	86
195	If a kid drank some beer, wine or hard liquor (for example, vodka, whiskey, or gin) in your neighborhood would he or she be caught by the police? . . . . .	86
196	If a kid carried a handgun in your neighborhood would he or she be caught by the police? . . . . .	87
197	If you wanted to get some cigarettes, how easy would it be for you to get some? . . . . .	87
198	If you wanted to get some beer, wine or hard liquor (for example, vodka, whiskey, or gin), how easy would it be for you to get some? . . . . .	87
199	If you wanted to get a drug like cocaine, LSD, or amphetamines, how easy would it be for you to get some? . . . . .	88
200	If you wanted to get a handgun, how easy would it be for you to get one? . . . . .	88
201	If you wanted to get some marijuana, how easy would it be for you to get some? . . . . .	88
202	During the past 12 months, have you participated in any alcohol prevention programs or seen any alcohol prevention messages in your school or community? Yes, a school-based program focused on preventing underage drinking and/or drinking and driving. . . . .	89
203	During the past 12 months, have you participated in any alcohol prevention programs or seen any alcohol prevention messages in your school or community? Yes, a community-based program focused on preventing underage drinking and/or drinking and driving (for example, through your church or temple or through youth groups like Boys and Girls Club or 4-H). . . . .	89
204	During the past 12 months, have you participated in any alcohol prevention programs or seen any alcohol prevention messages in your school or community? Yes, a media campaign addressing underage drinking and/or drinking and driving (for example, newspaper ads, posters, pamphlets, radio, TV). . . . .	89
205	During the past 12 months, have you participated in any alcohol prevention programs or seen any alcohol prevention messages in your school or community? No . . . . .	89
206	How wrong do your parents feel it would be for YOU to: drink beer, wine or hard liquor (for example, vodka, whiskey or gin) regularly? . . . . .	90
207	How wrong do your parents feel it would be for YOU to: smoke cigarettes? . . . . .	90
208	How wrong do your parents feel it would be for YOU to: smoke marijuana? . . . . .	90
209	How wrong do your parents feel it would be for YOU to: steal something worth more than \$5? . . . . .	91

210	How wrong do your parents feel it would be for YOU to: draw graffiti, write things, or draw pictures on buildings or other property (without the owner's permission)? . . . . .	91
211	How wrong do your parents feel it would be for YOU to: pick a fight with someone? . . . . .	91
212	During the past 12 months, have you talked with at least one of your parents about the dangers of underage drinking and/or drinking and driving? By parents, we mean either your biological parents, adoptive parents, stepparents, or adult guardians - whether or not they live with you. . . . .	92
213	Have any of your brothers or sisters ever: drunk beer, wine or hard liquor (for example, vodka, whiskey or gin)? . . . . .	92
214	Have any of your brothers or sisters ever: smoked marijuana? . . . . .	92
215	Have any of your brothers or sisters ever: smoked cigarettes? . . . . .	92
216	Have any of your brothers or sisters ever: taken a handgun to school? . . . . .	93
217	Have any of your brothers or sisters ever: been suspended or expelled from school? . . . . .	93
218	The rules in my family are clear. . . . .	93
219	People in my family often insult or yell at each other. . . . .	94
220	When I am not at home, one of my parents knows where I am and who I am with. . . . .	94
221	We argue about the same things in my family over and over. . . . .	94
222	If you drank some beer or wine or liquor (for example, vodka, whiskey, or gin) without your parents' permission, would you be caught by your parents? . . . . .	95
223	My family has clear rules about alcohol and drug use. . . . .	95
224	If you carried a handgun without your parents' permission, would you be caught by your parents? . . . . .	95
225	If you skipped school would you be caught by your parents? . . . . .	96
226	Do you feel very close to your mother? . . . . .	96
227	Do you share your thoughts and feelings with your mother? . . . . .	96
228	My parents ask me what I think before most family decisions affecting me are made. . . . .	97
229	Do you share your thoughts and feelings with your father? . . . . .	97
230	Do you enjoy spending time with your mother? . . . . .	97
231	Do you enjoy spending time with your father? . . . . .	98
232	If I had a personal problem, I could ask my mom or dad for help. . . . .	98
233	Do you feel very close to your father? . . . . .	98
234	My parents give me lots of chances to do fun things with them. . . . .	99
235	My parents ask if I've gotten my homework done. . . . .	99
236	People in my family have serious arguments. . . . .	99
237	Would your parents know if you did not come home on time? . . . . .	100
238	It is important to be honest with your parents, even if they become upset or you get punished. . . . .	100



239	My parents notice when I am doing a good job and let me know about it. . . . .	100
240	How often do your parents tell you they're proud of you for something you've done? . . . . .	101
241	How many brothers and sisters, including stepbrothers and sisters, do you have that are younger than you? . . . . .	101
242	How many brothers and sisters, including stepbrothers and sisters, do you have that are older than you? . . . . .	101
243	Have you changed homes in the past year (the last 12 months)? . . . . .	102
244	How many times have you changed homes since kindergarten? . . . . .	102
245	Have you changed schools (including changing from elementary to middle and middle to high school) in the past year? . . . . .	102
246	How many times have you changed schools since kindergarten (including changing from elementary to middle and middle to high school)? . . . . .	103
247	Has anyone in your family ever had severe alcohol or drug problems? . . . . .	103
248	About how many adults (over 21) have you known personally who in the past year have: used marijuana, crack, cocaine, or other drugs? . . . . .	103
249	About how many adults (over 21) have you known personally who in the past year have: sold or dealt drugs? . . . . .	104
250	About how many adults (over 21) have you known personally who in the past year have: done other things that could get them in trouble with the police, like stealing, selling stolen goods, mugging or assaulting others, etc.? . . . .	104
251	About how many adults (over 21) have you known personally who in the past year have: gotten drunk or high? . . . . .	104
252	Have you seen or heard information about underage drinking in the past 12 months from the following sources? Radio . . . . .	105
253	Have you seen or heard information about underage drinking in the past 12 months from the following sources? TV. . . . .	105
254	Have you seen or heard information about underage drinking in the past 12 months from the following sources? Print. This includes information on underage drinking you may have seen in the newspaper, on a billboard, in pamphlets, on stickers, etc. . . . .	105
255	Have you seen or heard information about underage drinking in the past 12 months from the following sources? Website or social media? (Facebook, Myspace, website, etc.) . . . . .	105
256	The next questions ask about your opinions of the information you saw or heard. If you have seen or heard more than one ad, please think about your favorite ad when answering these questions. The information about underage drinking that I saw or heard was convincing. . . . .	106

257	The next questions ask about your opinions of the information you saw or heard. If you have seen or heard more than one ad, please think about your favorite ad when answering these questions. The information about underage drinking that I saw or heard grabbed my attention. . . . .	106
258	The next questions ask about your opinions of the information you saw or heard. If you have seen or heard more than one ad, please think about your favorite ad when answering these questions. The information about underage drinking that I saw or heard said something important to me. . . . .	106
259	The next questions ask about your opinions of the information you saw or heard. If you have seen or heard more than one ad, please think about your favorite ad when answering these questions. Seeing or hearing this information about underage drinking made me want to stop or decrease my drinking. . . . .	107
260	How honest were you in filling out this survey? . . . . .	107

List of Figures

1	Grade Chart . . . . .	12
2	Gender Chart . . . . .	13
3	Age Chart . . . . .	14
4	Ethnic Origin Chart . . . . .	15

# 1 INTRODUCTION

This report was generated from data collected on the *2010 Arkansas Prevention Needs Assessment Student Survey*. This report contains basic frequency tables of all data collected and graphs on the selected demographic variables of grade, gender, age and ethnic origin. The graph on ethnic origin is represented as a bar chart rather than as a pie chart. This is because students were allowed to mark more than one response for ethnic origin as opposed to being allowed to mark only one response. The bars represent the percent of students who marked each of the ethnic categories.

Questions regarding the information found in this report can be directed to:

**Pride Surveys**

160 Vanderbilt Court  
Bowling Green, KY 42103  
1-800-279-6361  
[www.pridesurveys.com](http://www.pridesurveys.com)

# Grade Chart

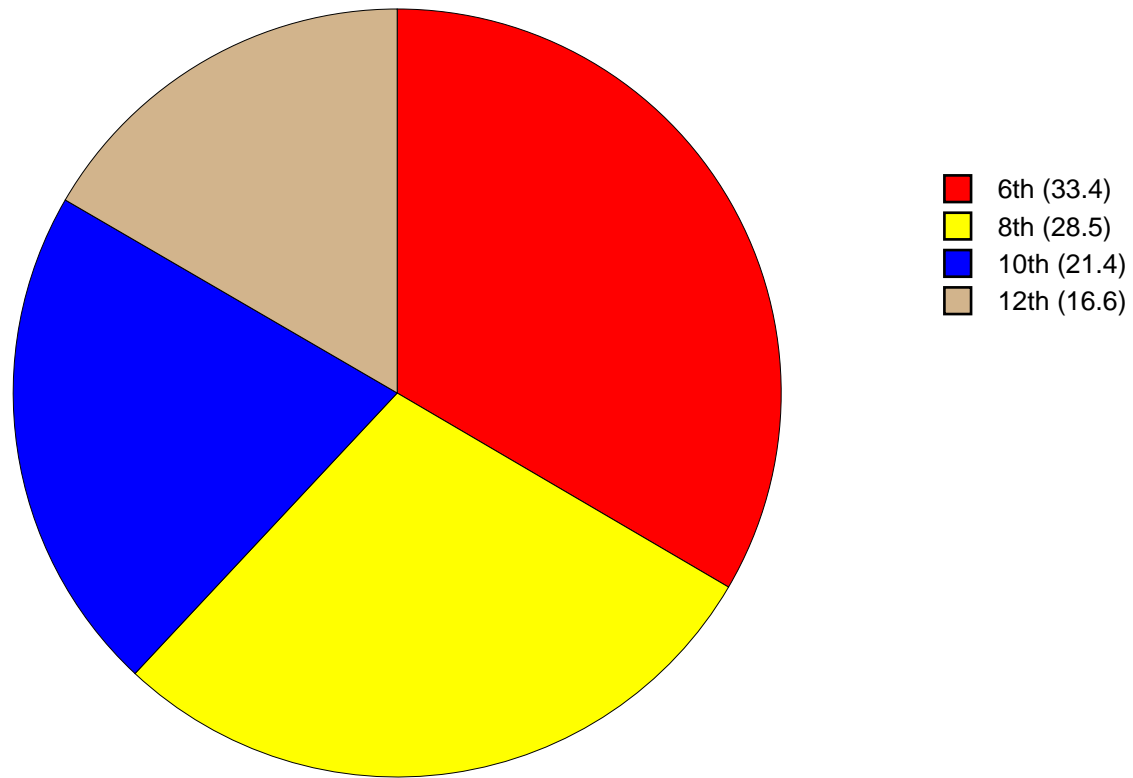


Figure 1: Grade Chart

## Gender Chart

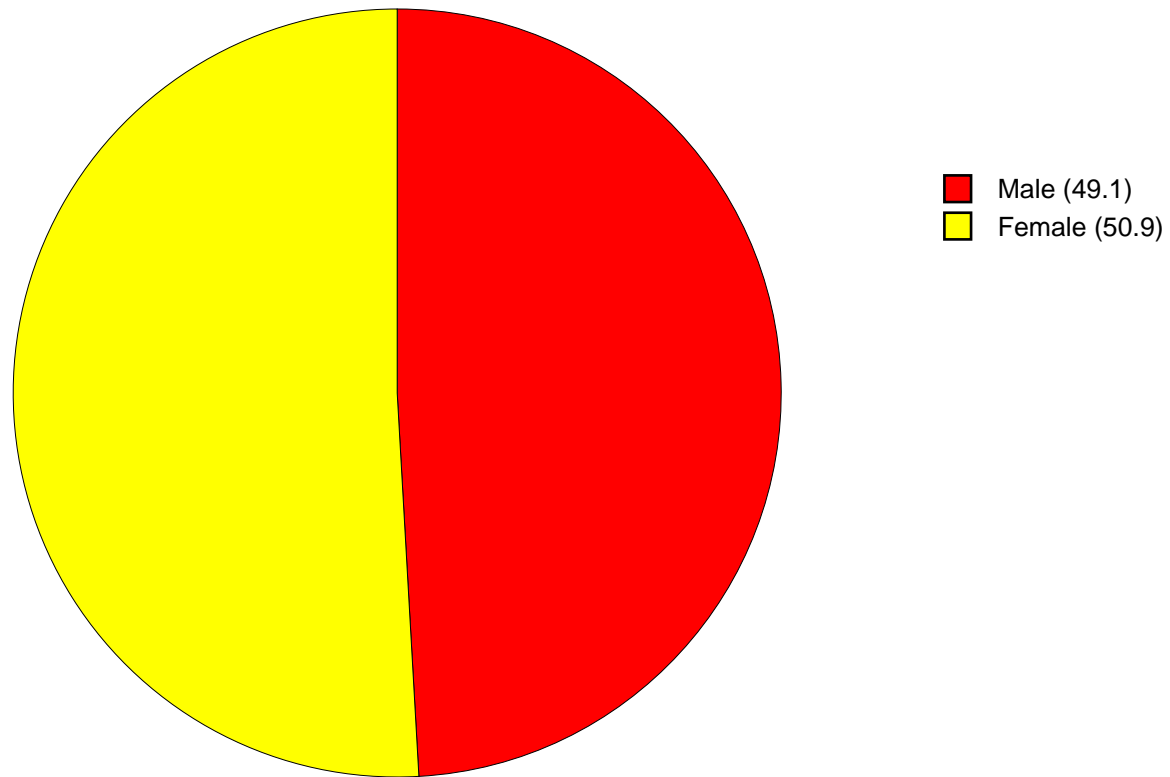


Figure 2: Gender Chart

# Age Chart

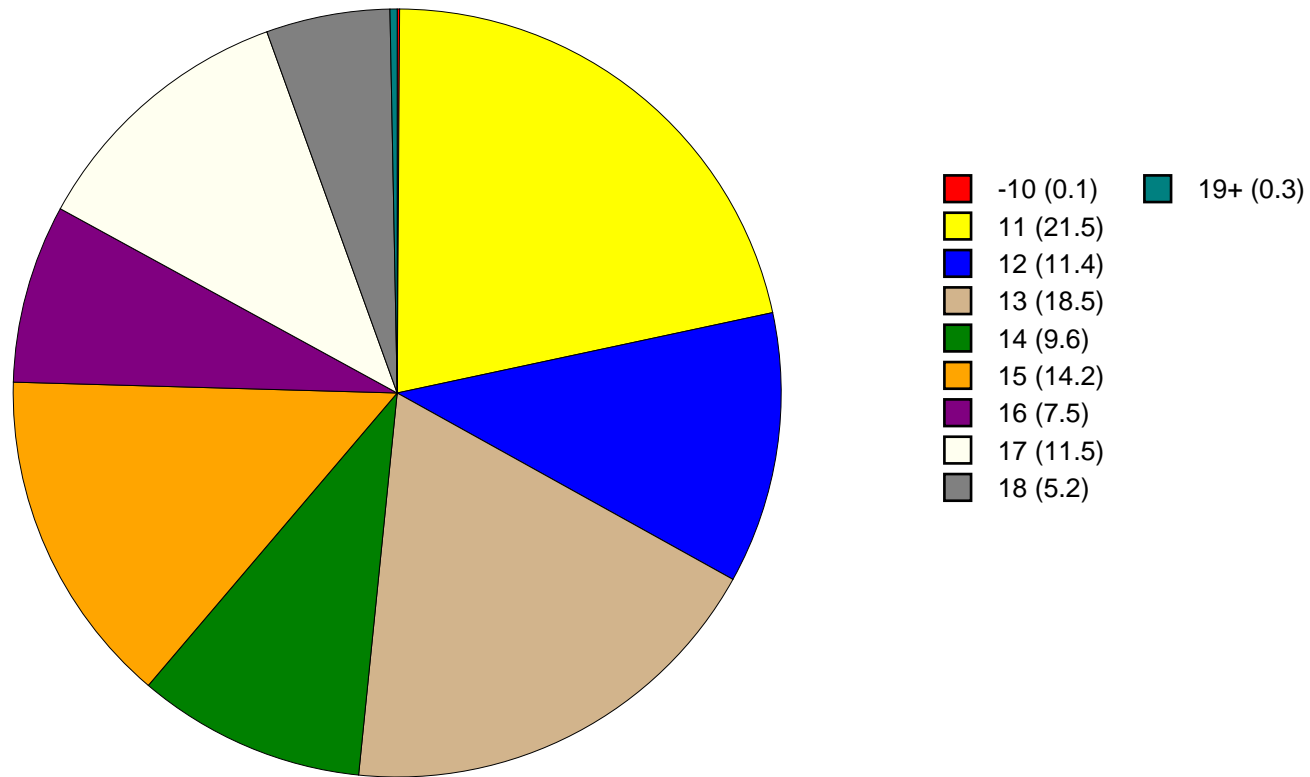


Figure 3: Age Chart



# Ethnic Origin Chart

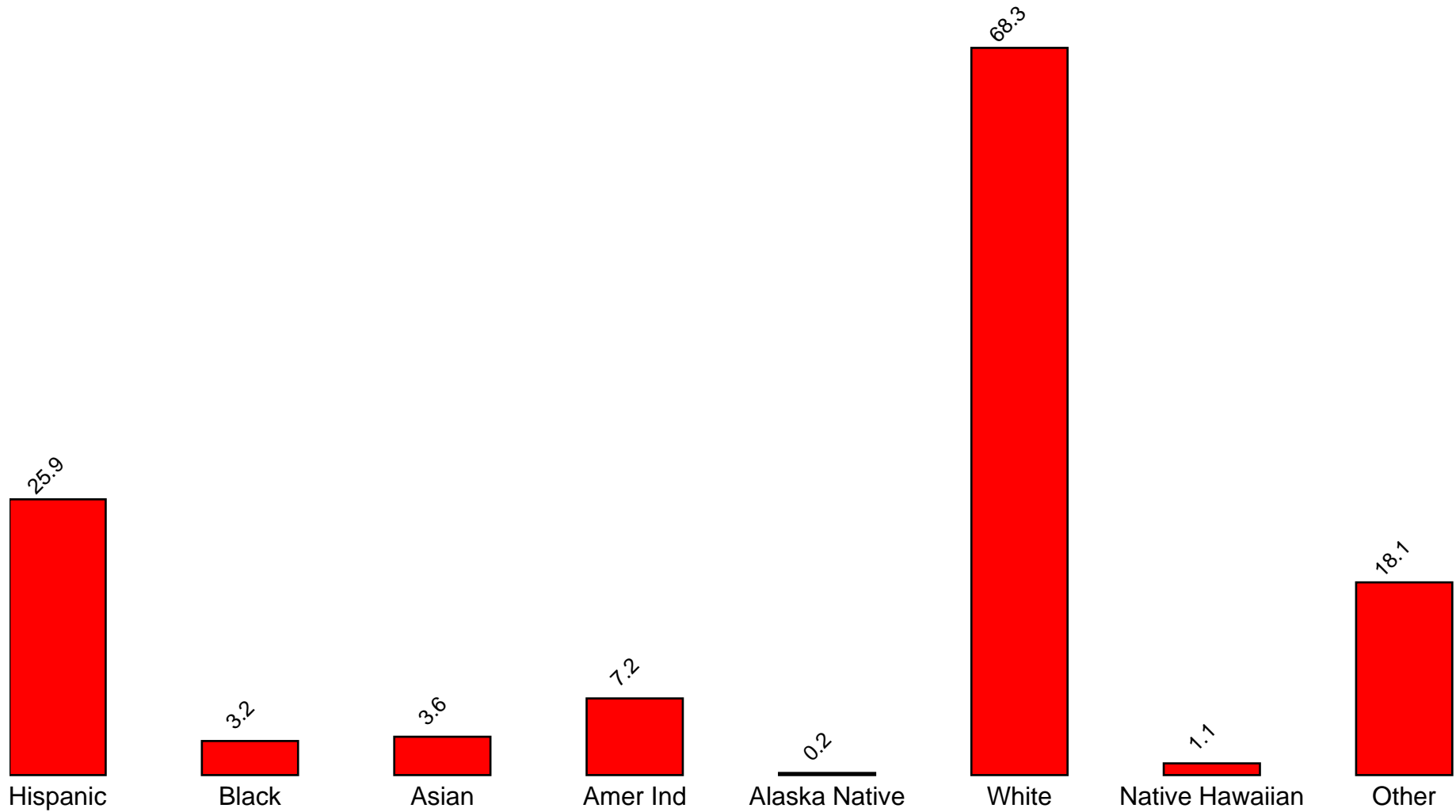


Figure 4: Ethnic Origin Chart

## 2 PERCENTAGE TABLES

The following tables contain frequency distribution detailing how your students responded to each question on the survey. The tables appear in the same order as the questions on the survey. The tables include breakdowns by grade level as well as overall percentages. The *N of Valid* row is a frequency count of the number of valid responses to each question for each grade and overall. The *N of Miss* row is a frequency count of the number of invalid (marked more than one response) or missing (i.e. did not respond) responses to each question for each grade and overall.

For the questions that allowed more than one response (i.e. race, live with, etc.) each response becomes a separate table. If a student did not mark the response, that was counted as a NO response, and if they did mark the response, that was counted as a YES response. Since a non response is a valid response for these questions, the *N of Miss* will always be zero for these questions.

Table 1: Sex

Response	6	8	10	12	Total	
Male	50.6	45.8	50.6	49.9	49.1	
Female	49.4	54.2	49.4	50.1	50.9	
N of Valid	2509	2144	1623	1254	7530	
N of Miss	33	21	7	11	72	

Table 2: Age

Response	6	8	10	12	Total	
10 or younger	0.4	0.0	0.0	0.0	0.1	
11	64.5	0.0	0.0	0.0	21.5	
12	33.9	0.3	0.0	0.0	11.4	
13	1.1	63.5	0.0	0.0	18.5	
14	0.1	33.3	0.5	0.0	9.6	
15	0.0	2.9	62.6	0.0	14.2	
16	0.0	0.0	34.0	1.5	7.5	
17	0.0	0.0	2.8	65.7	11.5	
18	0.0	0.0	0.2	31.2	5.2	
19 or older	0.0	0.0	0.0	1.7	0.3	
N of Valid	2531	2164	1625	1261	7581	
N of Miss	11	1	5	4	21	

Table 3: Are you Hispanic or Latino?

Response	6	8	10	12	Total	
No	75.2	73.5	73.3	74.1	74.1	
Yes	24.8	26.5	26.7	25.9	25.9	
N of Valid	2429	2117	1595	1234	7375	
N of Miss	112	48	33	31	224	

Table 4: What is your race? Black or African American



Response	6	8	10	12	Total	
No	97.1	96.6	96.4	97.2	96.8	
Yes	2.9	3.4	3.6	2.8	3.2	
N of Valid	2542	2165	1630	1265	7602	
N of Miss	0	0	0	0	0	

Table 5: What is your race? Asian



Response	6	8	10	12	Total	
No	97.0	96.2	96.0	95.7	96.4	
Yes	3.0	3.8	4.0	4.3	3.6	
N of Valid	2542	2165	1630	1265	7602	
N of Miss	0	0	0	0	0	

Table 6: What is your race? American Indian



Response	6	8	10	12	Total	
No	91.4	92.1	94.5	94.5	92.8	
Yes	8.6	7.9	5.5	5.5	7.2	
N of Valid	2542	2165	1630	1265	7602	
N of Miss	0	0	0	0	0	

Table 7: What is your race? Alaska Native



Response	6	8	10	12	Total	
No	99.8	99.9	99.7	99.9	99.8	
Yes	0.2	0.1	0.3	0.1	0.2	
N of Valid	2542	2165	1630	1265	7602	
N of Miss	0	0	0	0	0	

Table 8: What is your race? White



Response	6	8	10	12	Total	
No	32.8	30.4	31.7	31.9	31.7	
Yes	67.2	69.6	68.3	68.1	68.3	
N of Valid	2542	2165	1630	1265	7602	
N of Miss	0	0	0	0	0	

Table 9: What is your race? Native Hawaiian or Other Pacific Islander



Response	6	8	10	12	Total	
No	99.1	98.8	98.6	99.3	98.9	
Yes	0.9	1.2	1.4	0.7	1.1	
N of Valid	2542	2165	1630	1265	7602	
N of Miss	0	0	0	0	0	

Table 10: What is your race? Other



Response	6	8	10	12	Total	
No	79.3	83.2	82.8	83.8	81.9	
Yes	20.7	16.8	17.2	16.2	18.1	
N of Valid	2542	2165	1630	1265	7602	
N of Miss	0	0	0	0	0	

Table 11: What is the highest level of schooling completed by your mother or father?

Response	6	8	10	12	Total	
Completed grade school or less	2.7	3.8	4.8	6.0	4.0	
Some high school	4.7	6.1	11.5	10.8	7.6	
Completed high school	11.1	16.7	16.6	19.6	15.3	
Some college	10.8	12.9	17.8	17.4	14.1	
Completed college	25.3	24.0	23.4	25.1	24.5	
Graduate or professional school after college	10.1	12.3	10.7	12.0	11.2	
Don't know	34.1	22.8	13.3	7.3	21.8	
Does not apply	1.2	1.4	1.9	1.8	1.5	
N of Valid	2425	2137	1605	1253	7420	
N of Miss	89	20	12	3	124	

Table 12: Think of where you live most of the time. Which of the following people live there with you? Mother

Response	6	8	10	12	Total	
No	9.2	10.2	11.4	12.7	10.5	
Yes	90.8	89.8	88.6	87.3	89.5	
N of Valid	2542	2165	1630	1265	7602	
N of Miss	0	0	0	0	0	

Table 13: Think of where you live most of the time. Which of the following people live there with you? Stepmother

Response	6	8	10	12	Total	
No	95.3	93.2	94.0	95.3	94.4	
Yes	4.7	6.8	6.0	4.7	5.6	
N of Valid	2542	2165	1630	1265	7602	
N of Miss	0	0	0	0	0	



Table 14: Think of where you live most of the time. Which of the following people live there with you? Foster Mother



Response	6	8	10	12	Total	
No	99.7	99.6	99.4	99.8	99.7	
Yes	0.3	0.4	0.6	0.2	0.3	
N of Valid	2542	2165	1630	1265	7602	
N of Miss	0	0	0	0	0	

Table 15: Think of where you live most of the time. Which of the following people live there with you? Grandmother



Response	6	8	10	12	Total	
No	92.3	92.5	93.9	94.3	93.1	
Yes	7.7	7.5	6.1	5.7	6.9	
N of Valid	2542	2165	1630	1265	7602	
N of Miss	0	0	0	0	0	

Table 16: Think of where you live most of the time. Which of the following people live there with you? Aunt



Response	6	8	10	12	Total	
No	96.3	97.3	97.1	97.7	97.0	
Yes	3.7	2.7	2.9	2.3	3.0	
N of Valid	2542	2165	1630	1265	7602	
N of Miss	0	0	0	0	0	

Table 17: Think of where you live most of the time. Which of the following people live there with you? Father



Response	6	8	10	12	Total	
No	30.5	32.4	33.2	32.2	31.9	
Yes	69.5	67.6	66.8	67.8	68.1	
N of Valid	2542	2165	1630	1265	7602	
N of Miss	0	0	0	0	0	

Table 18: Think of where you live most of the time. Which of the following people live there with you? Stepfather



Response	6	8	10	12	Total	
No	87.1	86.9	85.2	89.4	87.0	
Yes	12.9	13.1	14.8	10.6	13.0	
N of Valid	2542	2165	1630	1265	7602	
N of Miss	0	0	0	0	0	

Table 19: Think of where you live most of the time. Which of the following people live there with you? Foster Father



Response	6	8	10	12	Total	
No	99.7	99.7	99.6	99.8	99.7	
Yes	0.3	0.3	0.4	0.2	0.3	
N of Valid	2542	2165	1630	1265	7602	
N of Miss	0	0	0	0	0	

Table 20: Think of where you live most of the time. Which of the following people live there with you? Grandfather



Response	6	8	10	12	Total	
No	95.2	95.2	96.1	97.2	95.7	
Yes	4.8	4.8	3.9	2.8	4.3	
N of Valid	2542	2165	1630	1265	7602	
N of Miss	0	0	0	0	0	

Table 21: Think of where you live most of the time. Which of the following people live there with you? Uncle



Response	6	8	10	12	Total	
No	95.9	97.5	96.7	96.8	96.7	
Yes	4.1	2.5	3.3	3.2	3.3	
N of Valid	2542	2165	1630	1265	7602	
N of Miss	0	0	0	0	0	

Table 22: Think of where you live most of the time. Which of the following people live there with you? Other Adults



Response	6	8	10	12	Total	
No	97.8	97.8	98.0	96.6	97.6	
Yes	2.2	2.2	2.0	3.4	2.4	
N of Valid	2542	2165	1630	1265	7602	
N of Miss	0	0	0	0	0	

Table 23: Think of where you live most of the time. Which of the following people live there with you? Brother(s)



Response	6	8	10	12	Total	
No	47.6	47.9	50.7	54.5	49.5	
Yes	52.4	52.1	49.3	45.5	50.5	
N of Valid	2542	2165	1630	1265	7602	
N of Miss	0	0	0	0	0	

Table 24: Think of where you live most of the time. Which of the following people live there with you? Stepbrother(s)



Response	6	8	10	12	Total	
No	95.1	95.2	95.6	96.4	95.4	
Yes	4.9	4.8	4.4	3.6	4.6	
N of Valid	2542	2165	1630	1265	7602	
N of Miss	0	0	0	0	0	

Table 25: Think of where you live most of the time. Which of the following people live there with you? Sister(s)



Response	6	8	10	12	Total	
No	49.3	51.4	53.1	58.4	52.2	
Yes	50.7	48.6	46.9	41.6	47.8	
N of Valid	2542	2165	1630	1265	7602	
N of Miss	0	0	0	0	0	

Table 26: Think of where you live most of the time. Which of the following people live there with you? Stepsister(s)

Response	6	8	10	12	Total	
No	95.7	95.8	96.0	97.2	96.0	
Yes	4.3	4.2	4.0	2.8	4.0	
N of Valid	2542	2165	1630	1265	7602	
N of Miss	0	0	0	0	0	

Table 27: Think of where you live most of the time. Which of the following people live there with you? Other Children

Response	6	8	10	12	Total	
No	96.2	96.4	95.1	94.5	95.7	
Yes	3.8	3.6	4.9	5.5	4.3	
N of Valid	2542	2165	1630	1265	7602	
N of Miss	0	0	0	0	0	

Table 28: In my school, students have lots of chances to help decide things like class activities and rules.

Response	6	8	10	12	Total	
NO!	11.3	10.0	11.0	15.0	11.5	
no	36.7	38.1	30.5	33.3	35.2	
yes	43.8	45.1	46.7	40.7	44.3	
YES!	8.3	6.8	11.8	11.0	9.1	
N of Valid	2466	2147	1622	1257	7492	
N of Miss	74	18	7	7	106	

Table 29: Teachers ask me to work on special classroom projects.

Response	6	8	10	12	Total	
NO!	9.4	9.3	8.7	9.0	9.1	
no	38.3	42.3	46.5	41.9	41.8	
yes	41.9	41.0	39.7	43.7	41.5	
YES!	10.4	7.4	5.1	5.4	7.5	
N of Valid	2463	2144	1623	1259	7489	
N of Miss	76	20	5	6	107	

Table 30: My teacher(s) notices when I am doing a good job and lets me know about it.

Response	6	8	10	12	Total	
NO!	4.3	5.8	7.0	8.8	6.0	
no	15.9	20.2	23.7	23.9	20.1	
yes	49.0	52.1	53.4	55.6	52.0	
YES!	30.9	21.9	15.9	11.7	21.9	
N of Valid	2484	2146	1623	1254	7507	
N of Miss	56	17	7	10	90	

Table 31: There are lots of chances for students in my school to get involved in sports, clubs, and other school activities outside of class.

Response	6	8	10	12	Total	
NO!	3.2	2.2	1.8	2.8	2.5	
no	12.4	7.8	4.3	6.0	8.3	
yes	40.1	38.9	36.5	42.1	39.3	
YES!	44.2	51.1	57.4	49.2	49.9	
N of Valid	2496	2149	1626	1258	7529	
N of Miss	45	15	3	7	70	

Table 32: There are lots of chances for students in my school to talk with a teacher one-on-one.

Response	6	8	10	12	Total	
NO!	3.4	3.8	3.7	4.5	3.8	
no	17.1	18.0	19.2	18.5	18.0	
yes	48.6	52.6	52.9	55.0	51.7	
YES!	30.9	25.6	24.3	22.0	26.5	
N of Valid	2474	2143	1616	1256	7489	
N of Miss	68	20	13	8	109	

Table 33: I feel safe at my school.


Response	6	8	10	12	Total	
NO!	2.8	3.8	4.3	5.6	3.9	
no	6.9	10.7	11.1	8.5	9.2	
yes	39.2	52.2	60.5	59.9	51.0	
YES!	51.0	33.3	24.1	26.0	36.0	
N of Valid	2496	2141	1617	1253	7507	
N of Miss	45	23	9	10	87	

Table 34: The school lets my parents know when I have done something well.


Response	6	8	10	12	Total	
NO!	10.2	14.8	18.8	25.4	15.9	
no	29.2	42.2	45.9	47.2	39.5	
yes	40.7	32.5	28.1	22.6	32.6	
YES!	19.8	10.6	7.1	4.8	11.9	
N of Valid	2462	2142	1617	1251	7472	
N of Miss	78	22	9	14	123	

Table 35: My teachers praise me when I work hard in school.


Response	6	8	10	12	Total	
NO!	10.6	11.3	12.9	15.5	12.1	
no	32.2	38.1	41.0	40.2	37.1	
yes	43.0	40.0	38.5	38.6	40.5	
YES!	14.1	10.6	7.6	5.7	10.3	
N of Valid	2446	2130	1613	1256	7445	
N of Miss	95	32	14	9	150	



Table 36: Are your school grades better than the grades of most students in your class?

Response	6	8	10	12	Total	
NO!	7.1	7.5	5.9	5.6	6.7	
no	29.0	30.7	30.6	27.9	29.6	
yes	47.7	46.4	47.8	49.8	47.7	
YES!	16.3	15.3	15.7	16.7	15.9	
N of Valid	2435	2141	1621	1258	7455	
N of Miss	100	23	6	7	136	

Table 37: I have lots of chances to be part of class discussions or activities.

Response	6	8	10	12	Total	
NO!	3.4	3.1	2.3	3.0	3.0	
no	14.3	15.9	11.6	11.8	13.8	
yes	49.6	58.2	64.4	64.2	57.7	
YES!	32.7	22.8	21.7	21.0	25.6	
N of Valid	2486	2149	1624	1259	7518	
N of Miss	56	15	6	5	82	

Table 38: Now thinking back over the past year in school, how often did you: enjoy being in school?

Response	6	8	10	12	Total	
Never	5.0	5.9	6.1	6.9	5.8	
Seldom	6.1	8.1	10.6	13.8	8.9	
Sometimes	32.7	37.7	40.2	38.8	36.8	
Often	29.4	32.0	31.0	30.7	30.7	
Almost always	26.9	16.2	12.1	9.8	17.8	
N of Valid	2506	2148	1621	1252	7527	
N of Miss	34	16	9	12	71	

Table 39: Now thinking back over the past year in school, how often did you: hate being in school?

Response	6	8	10	12	Total	
Never	22.8	10.1	6.1	6.6	12.9	
Seldom	29.4	26.8	28.9	23.5	27.6	
Sometimes	31.7	38.7	40.7	39.4	36.9	
Often	9.7	16.4	15.8	21.3	14.9	
Almost always	6.4	8.0	8.5	9.1	7.7	
N of Valid	2499	2143	1616	1249	7507	
N of Miss	41	20	13	12	86	

Table 40: Now thinking back over the past year in school, how often did you: try to do your best work in school?

Response	6	8	10	12	Total	
Never	0.3	0.3	0.7	0.9	0.5	
Seldom	1.0	1.9	3.0	3.9	2.2	
Sometimes	5.5	10.9	18.6	21.1	12.5	
Often	20.8	31.1	36.8	38.8	30.2	
Almost always	72.4	55.8	40.9	35.3	54.7	
N of Valid	2489	2136	1614	1247	7486	
N of Miss	52	26	15	18	111	

Table 41: How often do you feel that the school work you are assigned is meaningful and important?

Response	6	8	10	12	Total	
Never	3.7	5.8	6.9	7.5	5.6	
Seldom	6.7	14.2	21.0	26.7	15.2	
Sometimes	22.0	32.1	39.2	38.1	31.2	
Often	35.0	31.0	24.2	22.8	29.5	
Almost always	32.6	16.9	8.7	5.0	18.4	
N of Valid	2494	2137	1615	1248	7494	
N of Miss	48	28	13	16	105	

Table 42: Putting them all together, what were your grades like last year?






Response	6	8	10	12	Total	
Mostly F's	0.9	1.8	1.3	0.2	1.1	
Mostly D's	2.4	3.8	4.8	2.7	3.4	
Mostly C's	10.4	16.0	23.3	24.9	17.3	
Mostly B's	35.3	37.8	38.9	42.6	38.0	
Mostly A's	51.0	40.6	31.7	29.6	40.2	
N of Valid	2425	2106	1598	1243	7372	
N of Miss	37	18	9	11	75	

Table 43: How important do you think the things you are learning in school are going to be for your later life?






Response	6	8	10	12	Total	
Very important	53.3	33.4	21.2	14.8	34.3	
Quite important	28.5	31.2	28.3	25.4	28.7	
Fairly important	13.5	23.8	31.5	33.5	23.6	
Slightly important	3.8	9.7	16.2	21.9	11.2	
Not at all important	1.0	2.0	2.8	4.4	2.2	
N of Valid	2518	2147	1621	1254	7540	
N of Miss	22	15	9	11	57	

Table 44: How interesting are most of your courses to you?






Response	6	8	10	12	Total	
Very interesting and stimulating	17.1	10.0	8.0	8.2	11.6	
Quite interesting	38.3	29.7	28.0	26.9	31.7	
Fairly interesting	31.4	39.4	40.8	39.3	37.0	
Slightly dull	9.4	15.0	17.2	18.4	14.2	
Very dull	3.8	5.9	6.0	7.2	5.4	
N of Valid	2461	2140	1620	1252	7473	
N of Miss	79	22	10	12	123	

Table 45: During the LAST FOUR WEEKS how many whole days of school have you missed because you skipped or 'cut'?








Response	6	8	10	12	Total	
None	79.2	79.0	76.4	66.3	76.4	
1	10.3	8.5	8.6	12.6	9.8	
2	4.0	5.4	5.9	7.7	5.4	
3	2.5	2.8	3.0	5.3	3.2	
4-5	2.7	3.0	3.5	5.4	3.4	
6-10	1.1	0.8	1.4	1.7	1.2	
11 or more	0.2	0.5	1.3	1.0	0.6	
N of Valid	2501	2148	1620	1253	7522	
N of Miss	38	17	9	12	76	

Table 46: What are the chances you would be seen as cool if you: smoked cigarettes?






Response	6	8	10	12	Total	
No or very little chance	87.3	73.1	65.6	66.7	75.1	
Little chance	7.3	14.9	16.9	16.9	13.2	
Some chance	3.0	6.7	10.9	10.0	7.0	
Pretty good chance	1.5	3.3	3.5	4.1	2.9	
Very good chance	0.8	1.9	3.0	2.3	1.9	
N of Valid	2456	2141	1617	1251	7465	
N of Miss	65	18	11	11	105	

Table 47: What are the chances you would be seen as cool if you: worked hard at school?






Response	6	8	10	12	Total	
No or very little chance	6.0	9.6	11.5	11.5	9.2	
Little chance	7.8	15.2	15.5	17.2	13.2	
Some chance	16.5	25.3	29.9	30.5	24.3	
Pretty good chance	29.6	28.3	28.0	26.1	28.3	
Very good chance	40.0	21.6	15.2	14.6	25.1	
N of Valid	2465	2143	1616	1248	7472	
N of Miss	72	22	14	15	123	

Table 48: What are the chances you would be seen as cool if you: began drinking alcoholic beverages regularly, that is, at least once or twice a month?






Response	6	8	10	12	Total	
No or very little chance	85.1	67.1	48.8	42.4	64.9	
Little chance	8.8	15.3	18.2	17.2	14.1	
Some chance	3.3	9.0	16.3	19.4	10.4	
Pretty good chance	2.2	5.3	11.3	13.7	7.0	
Very good chance	0.7	3.4	5.4	7.3	3.6	
N of Valid	2458	2146	1616	1252	7472	
N of Miss	79	19	12	12	122	

Table 49: What are the chances you would be seen as cool if you: defended someone who was being verbally abused at school?






Response	6	8	10	12	Total	
No or very little chance	14.7	10.5	11.2	10.6	12.0	
Little chance	9.0	11.6	11.9	12.5	11.0	
Some chance	16.9	24.7	27.5	29.9	23.6	
Pretty good chance	26.2	28.1	31.3	26.5	27.9	
Very good chance	33.2	25.1	18.1	20.6	25.5	
N of Valid	2447	2143	1619	1251	7460	
N of Miss	90	22	11	13	136	

Table 50: What are the chances you would be seen as cool if you: smoked marijuana?






Response	6	8	10	12	Total	
No or very little chance	91.6	73.3	55.4	49.8	71.5	
Little chance	4.3	10.6	14.4	15.1	10.1	
Some chance	2.0	6.4	12.3	15.0	7.7	
Pretty good chance	1.2	5.1	9.4	10.2	5.6	
Very good chance	1.0	4.6	8.5	9.9	5.2	
N of Valid	2457	2142	1613	1248	7460	
N of Miss	85	22	17	15	139	

Table 51: What are the chances you would be seen as cool if you: carried a handgun?

Response	6	8	10	12	Total	
No or very little chance	86.5	79.6	75.2	78.7	80.8	
Little chance	6.9	9.0	12.0	9.4	9.0	
Some chance	2.9	5.0	6.6	5.8	4.8	
Pretty good chance	1.4	2.9	3.0	2.6	2.4	
Very good chance	2.3	3.5	3.2	3.4	3.0	
N of Valid	2439	2136	1614	1251	7440	
N of Miss	99	27	15	13	154	

Table 52: What are the chances you would be seen as cool if you: regularly volunteered to do community service?

Response	6	8	10	12	Total	
No or very little chance	19.2	25.5	20.9	19.4	21.4	
Little chance	14.2	20.8	23.3	21.0	19.2	
Some chance	23.0	25.9	28.5	28.6	26.0	
Pretty good chance	22.9	16.3	17.4	20.9	19.5	
Very good chance	20.7	11.4	9.9	10.2	13.9	
N of Valid	2457	2143	1616	1250	7466	
N of Miss	85	21	14	14	134	

Table 53: Think of your four best friends (the friends you feel closest to). In the past year (12 months), how many of your best friends have: participated in clubs, organizations or activities at school?

Response	6	8	10	12	Total	
0	14.8	10.4	10.3	9.1	11.6	
1	14.6	12.0	11.9	12.1	12.9	
2	21.5	19.0	20.7	16.1	19.7	
3	18.9	18.7	17.6	18.1	18.4	
4	30.2	39.8	39.5	44.6	37.4	
N of Valid	2453	2123	1616	1245	7437	
N of Miss	86	38	14	18	156	



Table 54: Think of your four best friends (the friends you feel closest to). In the past year (12 months), how many of your best friends have: smoked cigarettes?






Response	6	8	10	12	Total	
0	92.5	75.7	60.4	53.2	74.2	
1	4.6	11.9	17.5	17.6	11.7	
2	1.6	6.3	10.2	13.4	6.7	
3	0.7	2.5	4.1	5.5	2.7	
4	0.6	3.5	7.9	10.4	4.6	
N of Valid	2484	2130	1615	1246	7475	
N of Miss	58	33	15	17	123	

Table 55: Think of your four best friends (the friends you feel closest to). In the past year (12 months), how many of your best friends have: tried beer, wine or hard liquor (for example, vodka, whiskey, or gin) when their parents didn't know about it?






Response	6	8	10	12	Total	
0	87.7	65.1	40.7	29.2	61.4	
1	7.1	13.4	18.6	14.6	12.6	
2	2.1	8.1	13.3	15.1	8.4	
3	1.3	4.8	9.1	12.7	5.9	
4	1.8	8.5	18.4	28.5	11.7	
N of Valid	2479	2129	1613	1249	7470	
N of Miss	62	31	16	16	125	

Table 56: Think of your four best friends (the friends you feel closest to). In the past year (12 months), how many of your best friends have: made a commitment to stay drug-free?






Response	6	8	10	12	Total	
0	11.4	21.0	29.6	32.1	21.5	
1	5.0	7.8	12.8	17.2	9.5	
2	6.1	9.9	13.5	11.4	9.6	
3	9.1	11.8	12.4	9.4	10.6	
4	68.4	49.6	31.6	29.9	48.6	
N of Valid	2471	2129	1612	1242	7454	
N of Miss	62	32	17	21	132	

Table 57: Think of your four best friends (the friends you feel closest to). In the past year (12 months), how many of your best friends have: used marijuana?


Response	6	8	10	12	Total	
0	96.5	80.4	57.1	47.4	75.2	
1	2.1	7.6	15.9	15.9	9.0	
2	0.6	4.4	9.4	12.6	5.6	
3	0.2	3.2	6.9	8.1	3.9	
4	0.6	4.4	10.6	16.0	6.4	
N of Valid	2464	2124	1612	1248	7448	
N of Miss	68	37	15	17	137	

Table 58: Think of your four best friends (the friends you feel closest to). In the past year (12 months), how many of your best friends have: tried to do well in school?


Response	6	8	10	12	Total	
0	2.2	3.5	3.3	3.3	3.0	
1	2.5	3.9	5.0	6.0	4.0	
2	6.4	9.9	16.4	14.1	10.9	
3	18.0	21.9	22.9	24.8	21.3	
4	70.8	60.9	52.3	51.8	60.8	
N of Valid	2473	2128	1609	1245	7455	
N of Miss	61	35	18	19	133	

Table 59: Think of your four best friends (the friends you feel closest to). In the past year (12 months), how many of your best friends have: used LSD, cocaine, amphetamines, or other illegal drugs?


Response	6	8	10	12	Total	
0	97.8	91.3	83.5	82.2	90.2	
1	1.3	4.8	8.7	9.7	5.3	
2	0.4	2.2	3.1	3.3	2.0	
3	0.2	0.9	2.0	2.1	1.1	
4	0.4	0.8	2.7	2.8	1.4	
N of Valid	2475	2132	1616	1250	7473	
N of Miss	67	32	14	15	128	

Table 60: Think of your four best friends (the friends you feel closest to). In the past year (12 months), how many of your best friends have: been suspended from school?






Response	6	8	10	12	Total	
0	74.0	68.0	66.4	75.0	70.8	
1	15.7	16.7	16.5	13.2	15.8	
2	5.5	8.1	8.9	6.2	7.1	
3	2.2	3.4	3.4	2.5	2.9	
4	2.6	3.8	4.8	3.1	3.5	
N of Valid	2466	2128	1615	1249	7458	
N of Miss	71	36	15	15	137	

Table 61: Think of your four best friends (the friends you feel closest to). In the past year (12 months), how many of your best friends have: liked school?






Response	6	8	10	12	Total	
0	11.6	18.4	24.5	24.6	18.5	
1	9.2	12.4	13.6	13.7	11.8	
2	21.2	22.3	25.0	26.6	23.2	
3	25.5	23.8	18.9	17.8	22.3	
4	32.5	23.2	18.1	17.2	24.2	
N of Valid	2472	2129	1615	1247	7463	
N of Miss	62	35	15	17	129	

Table 62: Think of your four best friends (the friends you feel closest to). In the past year (12 months), how many of your best friends have: carried a handgun?






Response	6	8	10	12	Total	
0	95.8	94.9	93.9	94.2	94.9	
1	2.6	2.9	3.2	2.4	2.8	
2	0.5	0.9	1.0	1.5	0.9	
3	0.5	0.7	0.8	0.7	0.7	
4	0.5	0.6	1.1	1.1	0.8	
N of Valid	2477	2131	1618	1247	7473	
N of Miss	65	33	12	17	127	

Table 63: Think of your four best friends (the friends you feel closest to). In the past year (12 months), how many of your best friends have: sold illegal drugs?






Response	6	8	10	12	Total	
0	98.8	92.8	81.7	79.0	90.1	
1	0.7	4.2	9.2	11.2	5.3	
2	0.2	1.6	5.0	4.1	2.3	
3	0.2	0.6	1.5	2.9	1.0	
4	0.0	0.8	2.6	2.8	1.3	
N of Valid	2450	2116	1609	1247	7422	
N of Miss	87	47	19	17	170	

Table 64: Think of your four best friends (the friends you feel closest to). In the past year (12 months), how many of your best friends have: regularly attended religious services?






Response	6	8	10	12	Total	
0	21.3	14.1	15.7	18.5	17.6	
1	11.5	12.5	16.2	16.5	13.7	
2	17.5	19.1	22.3	21.1	19.6	
3	20.1	21.6	20.0	17.6	20.1	
4	29.6	32.7	25.7	26.2	29.1	
N of Valid	2395	2116	1607	1246	7364	
N of Miss	144	47	21	18	230	

Table 65: Think of your four best friends (the friends you feel closest to). In the past year (12 months), how many of your best friends have: stolen or tried to steal a motor vehicle such as a car or motorcycle?






Response	6	8	10	12	Total	
0	97.0	94.0	91.5	94.7	94.6	
1	2.2	3.9	5.3	3.1	3.5	
2	0.4	1.3	1.5	1.2	1.0	
3	0.3	0.4	0.7	0.4	0.4	
4	0.1	0.4	1.1	0.6	0.5	
N of Valid	2484	2134	1616	1248	7482	
N of Miss	58	30	14	16	118	

Table 66: Think of your four best friends (the friends you feel closest to). In the past year (12 months), how many of your best friends have: been arrested?






Response	6	8	10	12	Total	
0	93.8	83.8	79.1	80.7	85.6	
1	4.6	10.1	12.6	11.5	9.1	
2	0.9	3.6	4.6	4.3	3.0	
3	0.2	1.6	1.4	1.9	1.1	
4	0.4	0.9	2.4	1.6	1.2	
N of Valid	2479	2129	1615	1246	7469	
N of Miss	63	35	15	18	131	

Table 67: Think of your four best friends (the friends you feel closest to). In the past year (12 months), how many of your best friends have: dropped out of school?






Response	6	8	10	12	Total	
0	95.4	94.7	90.4	87.6	92.8	
1	3.4	3.7	6.7	7.9	4.9	
2	0.8	0.8	1.6	2.7	1.3	
3	0.1	0.4	0.4	0.9	0.4	
4	0.3	0.5	0.9	1.0	0.6	
N of Valid	2481	2130	1615	1246	7472	
N of Miss	61	35	15	18	129	

Table 68: Think of your four best friends (the friends you feel closest to). In the past year (12 months), how many of your best friends have: been members of a gang?






Response	6	8	10	12	Total	
0	92.1	88.4	87.7	90.0	89.8	
1	4.7	5.9	5.6	4.6	5.2	
2	1.5	2.1	2.4	2.3	2.0	
3	0.5	0.9	1.1	1.3	0.9	
4	1.1	2.7	3.2	1.8	2.1	
N of Valid	2481	2129	1615	1248	7473	
N of Miss	61	35	15	16	127	

Table 69: How old were you when you first: smoked marijuana?










Response	6	8	10	12	Total	
Never	99.0	92.2	77.4	66.1	86.9	
10 or younger	0.4	0.9	1.3	1.8	1.0	
11	0.4	1.5	1.4	1.0	1.0	
12	0.2	1.7	2.0	2.4	1.4	
13	0.0	3.1	4.3	3.5	2.4	
14	0.0	0.6	6.1	4.2	2.2	
15	0.0	0.0	6.5	6.1	2.4	
16	0.0	0.0	0.9	9.1	1.7	
17 or older	0.0	0.0	0.1	5.7	1.0	
N of Valid	2501	2137	1614	1247	7499	
N of Miss	38	25	12	17	92	

Table 70: How old were you when you first: smoked a cigarette, even just a puff?










Response	6	8	10	12	Total	
Never	93.7	80.8	70.1	59.5	79.3	
10 or younger	4.3	6.7	7.4	7.4	6.2	
11	1.6	3.3	3.1	2.6	2.6	
12	0.4	4.2	3.2	3.9	2.6	
13	0.0	3.8	5.5	4.2	3.0	
14	0.0	1.0	5.3	5.4	2.3	
15	0.0	0.1	4.2	5.5	1.8	
16	0.0	0.0	1.0	6.4	1.3	
17 or older	0.0	0.0	0.1	5.1	0.9	
N of Valid	2499	2138	1611	1243	7491	
N of Miss	43	26	17	17	103	

Table 71: How old were you when you first: had more than a sip or two of beer, wine or hard liquor (for example, vodka, whiskey, or gin)?


Response	6	8	10	12	Total	
Never	83.6	65.8	47.0	33.7	62.3	
10 or younger	10.5	9.4	9.0	8.4	9.5	
11	4.8	5.8	2.9	2.3	4.2	
12	1.0	7.6	5.1	4.2	4.3	
13	0.0	8.6	9.0	7.3	5.6	
14	0.0	2.7	11.8	8.5	4.7	
15	0.0	0.1	12.8	12.3	4.8	
16	0.0	0.0	2.2	14.7	2.9	
17 or older	0.0	0.0	0.2	8.8	1.5	
N of Valid	2494	2131	1612	1242	7479	
N of Miss	46	28	17	21	112	

Table 72: How old were you when you first: began drinking alcoholic beverages regularly, that is, at least once or twice a month?


Response	6	8	10	12	Total	
Never	98.6	93.2	82.9	68.7	88.7	
10 or younger	0.6	0.9	0.8	0.7	0.7	
11	0.6	0.6	0.6	0.4	0.6	
12	0.2	2.0	1.2	1.0	1.0	
13	0.0	2.3	2.8	2.4	1.7	
14	0.0	0.8	4.1	3.2	1.7	
15	0.0	0.1	5.6	5.6	2.2	
16	0.0	0.0	1.9	10.2	2.1	
17 or older	0.0	0.0	0.2	7.7	1.3	
N of Valid	2492	2131	1615	1243	7481	
N of Miss	49	33	15	19	116	

Table 73: How old were you when you first: used phenoxydine (pox, px, breeze)?


Response	6	8	10	12	Total	
Never	100.0	100.0	100.0	100.0	100.0	
10 or younger	0.0	0.0	0.0	0.0	0.0	
11	0.0	0.0	0.0	0.0	0.0	
12	0.0	0.0	0.0	0.0	0.0	
13	0.0	0.0	0.0	0.0	0.0	
14	0.0	0.0	0.0	0.0	0.0	
15	0.0	0.0	0.0	0.0	0.0	
16	0.0	0.0	0.0	0.0	0.0	
17 or older	0.0	0.0	0.0	0.0	0.0	
N of Valid	2447	2127	1604	1239	7417	
N of Miss	95	36	24	23	178	

Table 74: How old were you when you first: got suspended from school?










Response	6	8	10	12	Total	
Never	92.1	87.9	82.1	80.7	86.9	
10 or younger	5.4	4.1	3.7	2.7	4.2	
11	2.2	2.3	1.7	1.3	2.0	
12	0.2	3.0	2.4	2.0	1.8	
13	0.0	2.3	3.5	2.9	1.9	
14	0.0	0.3	3.1	4.4	1.5	
15	0.0	0.0	2.7	2.5	1.0	
16	0.0	0.0	0.9	2.7	0.6	
17 or older	0.0	0.0	0.1	0.7	0.1	
N of Valid	2499	2132	1612	1240	7483	
N of Miss	43	29	17	21	110	



Table 75: How old were you when you first: got arrested?










Response	6	8	10	12	Total	
Never	98.8	95.2	93.6	92.2	95.6	
10 or younger	0.5	0.7	0.2	0.4	0.5	
11	0.5	0.7	0.3	0.0	0.4	
12	0.1	1.1	0.5	0.5	0.5	
13	0.0	1.8	1.2	1.0	0.9	
14	0.0	0.5	1.6	1.1	0.7	
15	0.0	0.0	1.5	1.1	0.5	
16	0.0	0.0	0.8	2.2	0.5	
17 or older	0.0	0.0	0.1	1.5	0.3	
N of Valid	2499	2136	1614	1241	7490	
N of Miss	43	27	16	22	108	

Table 76: How old were you when you first: carried a handgun?










Response	6	8	10	12	Total	
Never	97.0	96.4	95.9	94.9	96.3	
10 or younger	1.7	1.0	1.0	1.0	1.2	
11	1.1	0.8	0.4	0.6	0.8	
12	0.1	0.7	0.2	0.6	0.4	
13	0.0	0.8	0.6	0.6	0.5	
14	0.0	0.2	0.7	0.3	0.3	
15	0.0	0.0	0.9	0.6	0.3	
16	0.0	0.0	0.3	0.6	0.2	
17 or older	0.0	0.0	0.0	0.6	0.1	
N of Valid	2483	2122	1610	1238	7453	
N of Miss	57	42	19	24	142	

Table 77: How old were you when you first: attacked someone with the idea of seriously hurting them?










Response	6	8	10	12	Total	
Never	91.1	86.2	85.3	85.6	87.6	
10 or younger	5.0	3.8	3.0	3.4	3.9	
11	3.1	2.0	1.1	0.8	2.0	
12	0.7	3.0	2.2	1.4	1.8	
13	0.1	3.8	2.8	1.8	2.0	
14	0.0	1.2	2.5	1.5	1.1	
15	0.0	0.1	2.0	2.4	0.9	
16	0.0	0.0	0.7	1.9	0.5	
17 or older	0.0	0.0	0.1	1.2	0.2	
N of Valid	2492	2133	1610	1239	7474	
N of Miss	48	27	19	22	116	

Table 78: How old were you when you first: belonged to a gang?









Response	6	8	10	12	Total	
Never	97.9	95.8	95.7	96.5	96.6	
10 or younger	1.0	0.7	0.8	1.0	0.9	
11	0.9	0.7	0.4	0.1	0.6	
12	0.2	0.6	0.8	0.3	0.5	
13	0.0	1.7	0.7	0.8	0.8	
14	0.0	0.4	0.6	0.1	0.3	
15	0.0	0.1	0.7	0.6	0.3	
16	0.0	0.0	0.2	0.3	0.1	
17 or older	0.0	0.0	0.0	0.2	0.0	
N of Valid	2498	2138	1614	1240	7490	
N of Miss	43	24	15	22	104	

Table 79: How wrong do you think it is for someone your age to: take a handgun to school?

Response	6	8	10	12	Total	
Very wrong	91.4	87.2	87.5	90.9	89.3	
Wrong	7.0	10.4	8.8	6.9	8.4	
A little bit wrong	1.0	1.9	3.0	1.4	1.7	
Not wrong at all	0.6	0.6	0.7	0.9	0.6	
N of Valid	2521	2150	1621	1248	7540	
N of Miss	20	14	8	16	58	

Table 80: How wrong do you think it is for someone your age to: steal anything worth more than \$5?

Response	6	8	10	12	Total	
Very wrong	65.4	54.1	50.2	58.3	57.7	
Wrong	27.1	32.1	33.5	30.4	30.5	
A little bit wrong	6.3	12.1	14.4	10.0	10.3	
Not wrong at all	1.2	1.7	1.9	1.3	1.5	
N of Valid	2512	2146	1619	1245	7522	
N of Miss	24	18	10	18	70	

Table 81: How wrong do you think it is for someone your age to: pick a fight with someone?

Response	6	8	10	12	Total	
Very wrong	55.8	37.6	31.9	37.3	42.4	
Wrong	30.1	34.1	35.5	35.0	33.2	
A little bit wrong	11.1	22.1	26.7	23.1	19.6	
Not wrong at all	3.0	6.2	5.9	4.6	4.8	
N of Valid	2501	2138	1609	1238	7486	
N of Miss	38	27	20	26	111	

Table 82: How wrong do you think it is for someone your age to: attack someone with the idea of seriously hurting them?





Response	6	8	10	12	Total	
Very wrong	84.4	69.9	65.3	68.5	73.5	
Wrong	11.0	20.6	23.4	19.4	17.8	
A little bit wrong	3.3	7.1	8.4	9.3	6.5	
Not wrong at all	1.3	2.3	2.8	2.8	2.2	
N of Valid	2509	2142	1616	1244	7511	
N of Miss	32	21	14	20	87	

Table 83: How wrong do you think it is for someone your age to: stay away from school all day when their parents think they are at school?





Response	6	8	10	12	Total	
Very wrong	82.6	61.2	45.0	36.7	60.8	
Wrong	13.2	26.0	31.6	32.7	24.0	
A little bit wrong	3.3	10.4	18.9	24.5	12.2	
Not wrong at all	1.0	2.4	4.5	6.1	3.0	
N of Valid	2512	2146	1616	1244	7518	
N of Miss	28	19	12	20	79	

Table 84: How wrong do you think it is for someone your age to: drink beer, wine or hard liquor (for example, vodka, whiskey, or gin) regularly?





Response	6	8	10	12	Total	
Very wrong	91.0	71.7	50.4	42.6	68.7	
Wrong	6.5	15.9	23.7	23.3	15.7	
A little bit wrong	1.9	8.5	18.5	22.0	10.7	
Not wrong at all	0.7	3.9	7.4	12.1	4.9	
N of Valid	2514	2148	1618	1244	7524	
N of Miss	27	17	12	20	76	

Table 85: How wrong do you think it is for someone your age to: smoke cigarettes?





Response	6	8	10	12	Total	
Very wrong	92.4	76.5	61.1	49.0	73.9	
Wrong	5.6	14.4	19.5	22.6	13.9	
A little bit wrong	1.4	6.3	12.0	15.9	7.5	
Not wrong at all	0.6	2.8	7.4	12.5	4.7	
N of Valid	2516	2146	1618	1248	7528	
N of Miss	25	19	11	16	71	

Table 86: How wrong do you think it is for someone your age to: smoke marijuana?





Response	6	8	10	12	Total	
Very wrong	96.9	83.0	63.4	55.0	78.8	
Wrong	2.0	8.4	15.8	15.6	9.0	
A little bit wrong	0.5	4.8	10.6	14.0	6.1	
Not wrong at all	0.6	3.9	10.1	15.4	6.0	
N of Valid	2516	2147	1616	1247	7526	
N of Miss	25	18	13	17	73	

Table 87: How wrong do you think it is for someone your age to: use LSD, cocaine, amphetamines or another illegal drug?





Response	6	8	10	12	Total	
Very wrong	98.4	92.9	89.3	86.5	92.9	
Wrong	1.2	5.0	7.1	7.8	4.6	
A little bit wrong	0.0	1.3	2.2	3.2	1.4	
Not wrong at all	0.4	0.7	1.4	2.6	1.1	
N of Valid	2518	2148	1619	1248	7533	
N of Miss	23	17	11	16	67	

Table 88: At school during the past 12 months, did you receive help from the resource teacher, speech therapist or other special education teacher?



Response	6	8	10	12	Total	
No	78.0	86.1	90.8	90.9	85.3	
Yes	22.0	13.9	9.2	9.1	14.7	
N of Valid	2370	2088	1572	1225	7255	
N of Miss	172	77	57	39	345	

Table 89: How many times in the past year (12 months) have you: been suspended from school?








Response	6	8	10	12	Total	
Never	94.1	93.0	89.0	92.8	92.5	
1 to 2 times	5.0	5.4	7.5	6.0	5.8	
3 to 5 times	0.6	1.1	2.0	1.0	1.1	
6 to 9 times	0.1	0.3	0.6	0.1	0.3	
10 to 19 times	0.0	0.1	0.6	0.1	0.2	
20 to 29 times	0.0	0.0	0.1	0.0	0.1	
30 to 39 times	0.0	0.0	0.1	0.0	0.0	
40+ times	0.1	0.0	0.1	0.1	0.1	
N of Valid	2521	2146	1616	1246	7529	
N of Miss	21	16	13	18	68	

Table 90: How many times in the past year (12 months) have you: carried a handgun?








Response	6	8	10	12	Total	
Never	97.0	96.6	96.5	96.4	96.7	
1 to 2 times	1.9	1.8	1.7	1.3	1.7	
3 to 5 times	0.4	0.5	0.7	0.8	0.6	
6 to 9 times	0.2	0.3	0.2	0.3	0.3	
10 to 19 times	0.0	0.3	0.3	0.6	0.3	
20 to 29 times	0.0	0.0	0.3	0.1	0.1	
30 to 39 times	0.0	0.0	0.0	0.1	0.0	
40+ times	0.3	0.3	0.3	0.5	0.3	
N of Valid	2514	2148	1616	1246	7524	
N of Miss	28	17	14	18	77	

Table 91: How many times in the past year (12 months) have you: sold illegal drugs?









Response	6	8	10	12	Total	
Never	99.8	98.5	94.8	92.5	97.1	
1 to 2 times	0.2	0.9	2.3	2.7	1.3	
3 to 5 times	0.0	0.2	1.1	1.1	0.5	
6 to 9 times	0.0	0.1	0.5	1.0	0.3	
10 to 19 times	0.0	0.0	0.5	1.0	0.3	
20 to 29 times	0.0	0.0	0.2	0.7	0.2	
30 to 39 times	0.0	0.0	0.0	0.2	0.1	
40+ times	0.0	0.1	0.6	0.7	0.3	
N of Valid	2501	2139	1608	1242	7490	
N of Miss	41	26	22	22	111	

Table 92: How many times in the past year (12 months) have you: stolen or tried to steal a motor vehicle such as a car or motorcycle?





Response	6	8	10	12	Total	
Never	99.0	98.5	98.3	99.3	98.8	
1 to 2 times	0.8	1.0	1.3	0.6	0.9	
3 to 5 times	0.0	0.2	0.1	0.0	0.1	
6 to 9 times	0.0	0.1	0.1	0.1	0.1	
10 to 19 times	0.0	0.0	0.1	0.0	0.0	
20 to 29 times	0.0	0.1	0.0	0.0	0.0	
30 to 39 times	0.0	0.0	0.0	0.0	0.0	
40+ times	0.0	0.0	0.1	0.0	0.0	
N of Valid	2513	2150	1610	1246	7519	
N of Miss	28	14	17	19	78	

Table 93: How many times in the past year (12 months) have you: participated in clubs, organizations or activities at school?









Response	6	8	10	12	Total	
Never	23.3	22.2	21.5	19.6	22.0	
1 to 2 times	30.1	26.0	19.7	15.4	24.3	
3 to 5 times	19.9	16.1	14.6	13.9	16.7	
6 to 9 times	9.1	9.5	8.4	9.6	9.1	
10 to 19 times	6.4	7.5	8.9	10.7	8.0	
20 to 29 times	3.5	3.9	5.0	7.3	4.6	
30 to 39 times	1.6	2.4	2.4	3.0	2.2	
40+ times	6.2	12.4	19.5	20.4	13.2	
N of Valid	2504	2146	1612	1247	7509	
N of Miss	33	17	16	18	84	

Table 94: How many times in the past year (12 months) have you: been arrested?




Response	6	8	10	12	Total	
Never	98.5	96.2	95.6	96.3	96.9	
1 to 2 times	1.2	3.2	3.6	3.1	2.6	
3 to 5 times	0.2	0.5	0.7	0.6	0.4	
6 to 9 times	0.0	0.0	0.1	0.0	0.0	
10 to 19 times	0.0	0.0	0.1	0.1	0.0	
20 to 29 times	0.0	0.0	0.0	0.0	0.0	
30 to 39 times	0.0	0.0	0.0	0.0	0.0	
40+ times	0.0	0.0	0.0	0.0	0.0	
N of Valid	2509	2148	1616	1244	7517	
N of Miss	29	15	13	20	77	



Table 95: How many times in the past year (12 months) have you: done extra work on your own for school?









Response	6	8	10	12	Total	
Never	20.6	28.5	29.8	28.7	26.1	
1 to 2 times	30.5	28.4	20.9	17.6	25.7	
3 to 5 times	17.6	16.4	16.3	14.7	16.5	
6 to 9 times	11.3	10.2	10.9	11.0	10.9	
10 to 19 times	6.6	6.5	8.6	9.7	7.5	
20 to 29 times	4.8	3.7	5.3	6.8	4.9	
30 to 39 times	2.0	1.6	2.5	2.7	2.1	
40+ times	6.7	4.7	5.5	8.8	6.2	
N of Valid	2498	2140	1609	1241	7488	
N of Miss	41	23	18	20	102	

Table 96: How many times in the past year (12 months) have you: attacked someone with the idea of seriously hurting them?








Response	6	8	10	12	Total	
Never	92.3	88.2	89.7	92.8	90.6	
1 to 2 times	5.1	8.5	7.3	4.8	6.5	
3 to 5 times	1.3	1.8	1.2	1.0	1.4	
6 to 9 times	0.6	0.5	1.1	0.6	0.7	
10 to 19 times	0.2	0.5	0.2	0.3	0.3	
20 to 29 times	0.1	0.2	0.1	0.0	0.1	
30 to 39 times	0.1	0.0	0.0	0.1	0.0	
40+ times	0.4	0.3	0.4	0.4	0.4	
N of Valid	2507	2145	1609	1246	7507	
N of Miss	35	20	20	19	94	

Table 97: How many times in the past year (12 months) have you: been drunk or high at school?









Response	6	8	10	12	Total	
Never	98.4	93.9	88.5	83.1	92.4	
1 to 2 times	1.1	4.1	5.8	5.6	3.7	
3 to 5 times	0.2	1.0	1.7	4.2	1.4	
6 to 9 times	0.0	0.4	0.7	1.9	0.6	
10 to 19 times	0.0	0.3	1.2	1.7	0.6	
20 to 29 times	0.0	0.1	0.5	0.7	0.3	
30 to 39 times	0.0	0.1	0.4	0.6	0.2	
40+ times	0.2	0.1	1.2	2.2	0.7	
N of Valid	2498	2138	1612	1243	7491	
N of Miss	40	23	15	20	98	

Table 98: How many times in the past year (12 months) have you: volunteered to do community service?









Response	6	8	10	12	Total	
Never	43.5	47.6	44.2	35.4	43.5	
1 to 2 times	26.0	22.5	19.9	17.1	22.2	
3 to 5 times	13.1	11.9	13.4	14.1	13.0	
6 to 9 times	6.3	7.4	8.7	10.2	7.8	
10 to 19 times	4.3	4.2	6.5	8.4	5.4	
20 to 29 times	2.1	2.7	2.9	5.4	3.0	
30 to 39 times	1.3	1.0	1.2	2.2	1.3	
40+ times	3.4	2.8	3.2	7.2	3.8	
N of Valid	2497	2145	1614	1244	7500	
N of Miss	41	19	15	20	95	

Table 99: How many times in the past year (12 months) have you: taken a handgun to school?




Response	6	8	10	12	Total	
Never	99.7	99.4	99.4	99.5	99.5	
1 to 2 times	0.1	0.4	0.3	0.2	0.3	
3 to 5 times	0.0	0.0	0.1	0.0	0.0	
6 to 9 times	0.0	0.0	0.1	0.1	0.0	
10 to 19 times	0.0	0.0	0.1	0.0	0.0	
20 to 29 times	0.0	0.0	0.0	0.2	0.0	
30 to 39 times	0.0	0.0	0.0	0.0	0.0	
40+ times	0.1	0.0	0.1	0.0	0.1	
N of Valid	2512	2149	1611	1246	7518	
N of Miss	30	16	18	19	83	

Table 100: Are you currently on probation, or assigned a probation officer with Juvenile Court?



Response	6	8	10	12	Total	
No	99.0	97.1	97.6	97.5	97.9	
Yes	1.0	2.9	2.4	2.5	2.1	
N of Valid	2164	1943	1472	1152	6731	
N of Miss	378	222	158	113	871	

Table 101: Have you ever belonged to a gang?






Response	6	8	10	12	Total	
No	95.5	92.5	93.6	94.3	94.0	
No, but would like to	1.0	1.4	1.1	1.8	1.2	
Yes, in the past	2.2	4.4	3.8	2.7	3.3	
Yes, belong now	1.0	1.4	1.3	0.8	1.1	
Yes, but would like to get out	0.4	0.3	0.2	0.4	0.3	
N of Valid	2510	2146	1613	1248	7517	
N of Miss	32	19	17	16	84	

Table 102: If you have ever belonged to a gang, did that gang have a name?




Response	6	8	10	12	Total	
No	7.3	7.1	7.6	14.8	8.6	
Yes	2.8	5.5	5.1	3.8	4.2	
I have never belonged to a gang	89.9	87.4	87.3	81.4	87.2	
N of Valid	2463	2114	1582	1231	7390	
N of Miss	74	45	39	24	182	

Table 103: How many times have you done the following things? done what feels good no matter what.







Response	6	8	10	12	Total	
Never	46.2	43.2	30.3	26.9	38.7	
I've done it, but not in the past year	13.5	13.8	13.0	15.0	13.7	
Less than once a month	7.1	9.9	14.2	13.8	10.6	
About once a month	5.8	7.3	9.5	10.4	7.8	
2 or 3 times a month	8.3	7.4	10.9	11.8	9.2	
Once a week or more	19.1	18.4	22.1	22.1	20.1	
N of Valid	2392	2116	1590	1237	7335	
N of Miss	145	47	39	26	257	

Table 104: How many times have you done the following things? done something dangerous because someone dared you to do it.







Response	6	8	10	12	Total	
Never	75.5	60.4	51.9	52.4	62.2	
I've done it, but not in the past year	14.9	19.0	21.6	21.8	18.7	
Less than once a month	4.2	8.4	11.2	12.2	8.2	
About once a month	1.7	4.3	6.9	6.1	4.3	
2 or 3 times a month	1.7	4.2	4.9	4.6	3.6	
Once a week or more	1.9	3.8	3.6	2.9	3.0	
N of Valid	2476	2140	1604	1241	7461	
N of Miss	66	25	26	22	139	

Table 105: How many times have you done the following things? done crazy things even if they are a little dangerous.







Response	6	8	10	12	Total	
Never	63.6	43.7	32.4	29.7	45.5	
I've done it, but not in the past year	19.3	23.3	22.2	21.9	21.5	
Less than once a month	5.8	10.9	16.4	17.9	11.6	
About once a month	3.4	7.4	9.5	11.5	7.2	
2 or 3 times a month	3.1	5.2	9.1	8.9	6.0	
Once a week or more	4.8	9.5	10.4	10.0	8.2	
N of Valid	2476	2134	1605	1244	7459	
N of Miss	64	31	24	21	140	

Table 106: You're looking at CD's in a music store with a friend. You look up and see her slip a CD under her coat. She smiles and says 'Which one do you want? Go ahead, take it while nobody's around.' There is nobody in sight, no employees and no other customers. What would you do now?





Response	6	8	10	12	Total	
Ignore her	10.4	13.9	19.7	22.6	15.4	
Grab a CD and leave the store	2.5	5.8	7.8	6.9	5.3	
Tell her to put the CD back	66.0	46.2	38.9	37.5	49.8	
Act like it is a joke, and ask her to put the CD back	21.1	34.1	33.6	33.0	29.5	
N of Valid	2479	2138	1602	1244	7463	
N of Miss	49	21	23	18	111	

Table 107: You are visiting another part of town, and you don't know any of the people your age there. You are walking down the street, and some teenager you don't know is walking toward you. He is about your size, and as he is about to pass you, he deliberately bumps into you and you almost lose your balance. What would you say or do?





Response	6	8	10	12	Total	
Push the person back	9.1	15.4	14.5	11.9	12.5	
Say 'Excuse me' and keep on walking	56.3	46.9	48.5	52.9	51.4	
Say 'Watch where you are going' and keep on walking	29.7	27.0	26.0	22.8	27.0	
Swear at the person and walk away	4.9	10.7	11.0	12.4	9.1	
N of Valid	2467	2130	1597	1244	7438	
N of Miss	64	25	27	21	137	

Table 108: You are at a party at someone's house, and one of your friends offers you a drink containing alcohol. What would you say or do?





Response	6	8	10	12	Total	
Drink it	3.0	15.5	28.6	37.0	17.8	
Tell your friend, 'No thanks, I don't drink' and suggest that you and your friend go and do something else	53.4	41.4	33.4	27.0	41.3	
Just say, 'No thanks' and walk away	24.8	28.3	28.4	30.2	27.5	
Make up a good excuse, tell your friend you had something else to do, and leave	18.7	14.8	9.6	5.7	13.4	
N of Valid	2480	2135	1601	1243	7459	
N of Miss	53	22	23	20	118	

Table 109: It's 8:00 on a weeknight and you are about to go over to a friend's home when your mother asks you where you are going. You say 'Oh, just going to go hang out with some friends.' She says, 'No, you'll just get into trouble if you go out. Stay home tonight.' What would you do now?





Response	6	8	10	12	Total	
Leave the house anyway	2.5	6.0	7.5	8.5	5.6	
Explain what you are going to do with your friends, tell her when you will get home, and ask if you can go out	57.0	66.9	73.9	76.2	66.7	
Not say anything and start watching TV	36.4	18.4	12.3	9.9	21.7	
Get into an argument with her	4.1	8.7	6.3	5.5	6.1	
N of Valid	2475	2133	1593	1242	7443	
N of Miss	60	22	23	20	125	

Table 110: How often do you attend religious services or activities?





Response	6	8	10	12	Total	
Never	14.0	12.1	13.4	17.0	13.8	
Rarely	24.4	20.9	26.2	23.7	23.6	
1-2 Times a Month	13.6	14.7	12.5	14.1	13.8	
About Once a Week or More	48.1	52.4	47.9	45.1	48.8	
N of Valid	2446	2139	1602	1244	7431	
N of Miss	93	25	27	20	165	

Table 111: I do the opposite of what people tell me, just to get them mad.





Response	6	8	10	12	Total	
Very False	54.3	37.4	36.2	41.7	43.5	
Somewhat False	29.5	33.5	31.8	30.4	31.3	
Somewhat True	14.4	25.5	29.4	24.8	22.6	
Very True	1.8	3.6	2.5	3.1	2.7	
N of Valid	2477	2145	1603	1241	7466	
N of Miss	61	20	26	22	129	

Table 112: I like to see how much I can get away with.





Response	6	8	10	12	Total	
Very False	65.7	44.7	37.1	37.9	48.9	
Somewhat False	22.0	26.7	29.8	29.6	26.3	
Somewhat True	9.6	22.5	27.0	26.1	19.8	
Very True	2.8	6.1	6.1	6.4	5.0	
N of Valid	2472	2141	1603	1240	7456	
N of Miss	68	23	27	23	141	

Table 113: I ignore rules that get in my way.





Response	6	8	10	12	Total	
Very False	71.7	52.5	44.2	41.1	55.2	
Somewhat False	18.0	25.1	28.7	30.8	24.5	
Somewhat True	7.9	17.9	21.5	22.3	16.1	
Very True	2.4	4.5	5.6	5.7	4.2	
N of Valid	2473	2143	1601	1240	7457	
N of Miss	68	20	29	24	141	

Table 114: I think sometimes it's okay to cheat at school.


Response	6	8	10	12	Total	
NO!	71.9	40.8	26.3	19.2	44.4	
no	21.7	38.9	38.5	38.2	33.0	
yes	5.5	17.8	31.3	36.3	19.6	
YES!	0.9	2.5	4.0	6.4	2.9	
N of Valid	2490	2149	1603	1244	7486	
N of Miss	50	14	26	20	110	

Table 115: It is important to think before you act.


Response	6	8	10	12	Total	
NO!	1.8	1.4	1.3	1.6	1.6	
no	2.9	6.6	4.3	3.0	4.3	
yes	25.4	38.8	42.6	39.5	35.3	
YES!	69.9	53.2	51.8	55.9	58.9	
N of Valid	2489	2141	1600	1245	7475	
N of Miss	49	20	28	20	117	

Table 116: Sometimes I think that life is not worth it.

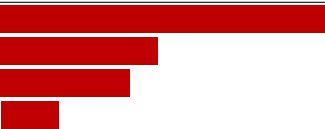
Response	6	8	10	12	Total	
NO!	59.0	46.1	48.6	46.5	51.0	
no	20.9	23.6	24.4	26.7	23.4	
yes	14.9	21.7	19.4	20.5	18.8	
YES!	5.2	8.5	7.6	6.3	6.9	
N of Valid	2446	2132	1592	1244	7414	
N of Miss	93	30	36	21	180	



Table 117: At times I think I am no good at all.

Response	6	8	10	12	Total	
NO!	36.7	29.9	33.3	32.1	33.2	
no	26.4	27.2	28.1	29.7	27.5	
yes	28.0	32.1	29.7	30.9	30.0	
YES!	8.9	10.9	8.9	7.3	9.2	
N of Valid	2461	2139	1596	1243	7439	
N of Miss	76	25	33	21	155	

Table 118: All in all, I am inclined to think that I am a failure.

Response	6	8	10	12	Total	
NO!	56.2	47.5	48.0	46.2	50.3	
no	27.0	31.7	33.1	36.6	31.3	
yes	12.5	14.9	13.9	13.5	13.7	
YES!	4.2	5.8	5.0	3.7	4.8	
N of Valid	2434	2134	1595	1243	7406	
N of Miss	104	30	33	22	189	

Table 119: In the past year, have you felt depressed or sad MOST days, even if you felt okay sometimes?

Response	6	8	10	12	Total	
NO!	35.7	33.4	34.5	34.0	34.5	
no	25.7	25.6	27.2	31.1	26.9	
yes	25.8	26.7	26.3	23.7	25.8	
YES!	12.7	14.3	12.0	11.3	12.8	
N of Valid	2463	2142	1598	1242	7445	
N of Miss	73	20	31	21	145	

Table 120: It is all right to beat up people if they start the fight.





Response	6	8	10	12	Total	
NO!	58.8	34.3	29.2	28.7	40.4	
no	22.5	24.4	23.8	23.8	23.6	
yes	12.5	25.2	27.3	27.4	21.8	
YES!	6.2	16.2	19.7	20.2	14.3	
N of Valid	2471	2140	1599	1242	7452	
N of Miss	63	25	31	22	141	

Table 121: I think it is okay to take something without asking if you can get away with it.





Response	6	8	10	12	Total	
NO!	79.7	60.2	54.5	55.2	64.6	
no	17.2	33.0	35.7	38.0	29.2	
yes	2.2	5.4	8.3	5.4	5.0	
YES!	1.0	1.4	1.5	1.4	1.3	
N of Valid	2459	2133	1598	1240	7430	
N of Miss	81	30	31	24	166	

Table 122: Sometimes we don't know what we will do as adults, but we may have an idea. Please answer how true these statements may be for you. WHEN I AM AN ADULT I WILL: smoke cigarettes.





Response	6	8	10	12	Total	
NO!	86.0	76.8	73.6	73.6	78.6	
no	12.0	18.1	17.1	16.9	15.7	
yes	1.8	4.1	7.4	7.1	4.5	
YES!	0.2	0.9	1.9	2.4	1.1	
N of Valid	2471	2138	1595	1241	7445	
N of Miss	68	24	30	21	143	

Table 123: Sometimes we don't know what we will do as adults, but we may have an idea. Please answer how true these statements may be for you. WHEN I AM AN ADULT I WILL: drink beer, wine, or liquor.





Response	6	8	10	12	Total	
NO!	61.0	39.9	29.7	27.0	42.5	
no	20.8	24.1	21.2	16.7	21.1	
yes	16.7	29.5	38.3	39.6	28.8	
YES!	1.5	6.4	10.8	16.7	7.5	
N of Valid	2462	2137	1598	1242	7439	
N of Miss	75	27	32	22	156	

Table 124: Sometimes we don't know what we will do as adults, but we may have an idea. Please answer how true these statements may be for you. WHEN I AM AN ADULT I WILL: smoke marijuana.





Response	6	8	10	12	Total	
NO!	93.5	82.1	70.4	66.5	80.8	
no	5.7	12.6	17.5	18.9	12.4	
yes	0.6	3.8	7.6	8.6	4.4	
YES!	0.2	1.5	4.4	6.0	2.4	
N of Valid	2468	2139	1597	1240	7444	
N of Miss	72	26	31	24	153	

Table 125: Sometimes we don't know what we will do as adults, but we may have an idea. Please answer how true these statements may be for you. WHEN I AM AN ADULT I WILL: use LSD, cocaine, amphetamines or another illegal drug.





Response	6	8	10	12	Total	
NO!	95.5	91.5	90.5	89.6	92.3	
no	4.5	8.0	8.4	7.7	6.9	
yes	0.0	0.4	0.6	1.7	0.5	
YES!	0.0	0.1	0.4	1.0	0.3	
N of Valid	2467	2142	1599	1236	7444	
N of Miss	73	23	31	28	155	

Table 126: How much do you think people risk harming themselves (physically or in other ways) if they: smoked one or more packs of cigarettes per day?

Response	6	8	10	12	Total	
No risk	9.1	4.7	4.0	3.7	5.8	
Slight risk	6.7	4.8	6.5	4.2	5.7	
Moderate risk	16.6	18.4	18.0	19.7	17.9	
Great risk	67.6	72.1	71.5	72.4	70.5	
N of Valid	2432	2126	1588	1230	7376	
N of Miss	107	37	41	32	217	

Table 127: How much do you think people risk harming themselves (physically or in other ways) if they: try marijuana once or twice?

Response	6	8	10	12	Total	
No risk	10.5	10.7	23.5	30.9	16.8	
Slight risk	13.3	15.9	23.2	28.2	18.7	
Moderate risk	26.3	24.6	21.9	17.0	23.3	
Great risk	49.9	48.9	31.4	23.9	41.3	
N of Valid	2421	2122	1582	1225	7350	
N of Miss	117	41	48	39	245	

Table 128: How much do you think people risk harming themselves (physically or in other ways) if they: smoke marijuana regularly?

Response	6	8	10	12	Total	
No risk	9.9	6.8	10.3	13.9	9.8	
Slight risk	3.2	5.9	11.8	16.4	8.0	
Moderate risk	8.8	10.4	17.8	20.3	13.1	
Great risk	78.1	76.9	60.1	49.3	69.1	
N of Valid	2397	2105	1566	1220	7288	
N of Miss	143	60	62	42	307	

Table 129: How much do you think people risk harming themselves (physically or in other ways) if they: take one or two drinks of an alcoholic beverage (beer, wine, liquor) nearly every day?


Response	6	8	10	12	Total	
No risk	12.0	8.9	9.4	11.7	10.5	
Slight risk	17.2	20.4	22.0	22.5	20.0	
Moderate risk	27.1	31.4	31.0	32.1	30.0	
Great risk	43.8	39.3	37.5	33.8	39.5	
N of Valid	2416	2116	1580	1226	7338	
N of Miss	122	47	49	37	255	

Table 130: How much do you think people risk harming themselves (physically or in other ways) if they: have five or more drinks once or twice each weekend?


Response	6	8	10	12	Total	
No risk	10.3	6.7	6.1	6.6	7.7	
Slight risk	9.2	11.1	12.3	18.2	11.9	
Moderate risk	20.6	25.0	27.6	29.2	24.8	
Great risk	59.8	57.3	54.1	46.0	55.5	
N of Valid	2417	2120	1582	1227	7346	
N of Miss	122	42	48	37	249	

Table 131: Have you ever used smokeless tobacco (chew, snuff, plug, dipping tobacco, or chewing tobacco)?


Response	6	8	10	12	Total	
Never	97.3	91.6	85.1	83.8	90.8	
Once or Twice	2.1	4.8	8.2	7.2	5.1	
Once in a while but not regularly	0.2	1.9	2.7	3.9	1.8	
Regularly in the past	0.2	1.1	2.0	2.1	1.2	
Regularly now	0.2	0.6	2.2	3.0	1.2	
N of Valid	2445	2128	1580	1231	7384	
N of Miss	97	37	50	34	218	

Table 132: How often have you taken smokeless tobacco during the past 30 days?







Response	6	8	10	12	Total	
Not at all	99.4	97.0	94.7	93.3	96.7	
Once or twice	0.4	1.7	2.4	2.5	1.5	
Once or twice per week	0.0	0.5	0.5	1.0	0.4	
Three to five times per week	0.0	0.2	0.6	0.5	0.3	
About once a day	0.0	0.3	0.6	0.2	0.3	
More than once a day	0.1	0.2	1.1	2.4	0.8	
N of Valid	2440	2127	1577	1229	7373	
N of Miss	102	38	53	35	228	

Table 133: Have you ever smoked cigarettes?






Response	6	8	10	12	Total	
Never	94.2	82.3	72.2	64.6	81.1	
Once or Twice	4.7	10.5	14.0	15.2	10.1	
Once in a while but not regularly	0.6	4.0	5.5	9.9	4.2	
Regularly in the past	0.4	2.0	4.6	5.2	2.6	
Regularly now	0.1	1.2	3.7	5.0	2.0	
N of Valid	2444	2124	1581	1229	7378	
N of Miss	98	40	49	35	222	

Table 134: How frequently have you smoked cigarettes during the past 30 days?








Response	6	8	10	12	Total	
Not at all	99.2	95.5	90.6	86.8	94.2	
Less than one cigarette per day	0.6	2.9	4.4	6.6	3.1	
One to five cigarettes per day	0.0	1.2	3.1	4.5	1.8	
About one-half pack per day	0.0	0.1	0.9	1.1	0.4	
About one pack per day	0.0	0.1	0.4	0.2	0.2	
About one and one-half packs per day	0.0	0.0	0.1	0.2	0.1	
Two packs or more per day	0.2	0.1	0.3	0.4	0.2	
N of Valid	2441	2123	1580	1231	7375	
N of Miss	101	41	50	34	226	

Table 135: Which statement best describes rules about smoking inside your home?






Response	6	8	10	12	Total	
Smoking is not allowed anywhere inside your home	76.2	74.1	77.0	80.1	76.4	
Smoking is allowed in some places and at some times	6.2	5.8	5.3	4.4	5.6	
Smoking is allowed anywhere inside the home	1.4	2.1	1.7	2.0	1.8	
There are no rules about smoking inside the home	2.6	4.7	4.7	5.7	4.2	
I don't know	13.6	13.4	11.3	7.8	12.1	
N of Valid	2424	2117	1571	1223	7335	
N of Miss	112	44	53	39	248	

Table 136: Which statement best describes rules about smoking in your family cars?







Response	6	8	10	12	Total	
Smoking is never allowed in any car	72.0	66.9	69.7	70.5	69.8	
Smoking is allowed sometimes or in some cars	8.7	8.9	9.7	11.1	9.4	
Smoking is allowed in any car anytime	2.7	3.7	4.0	2.8	3.3	
There are no rules about smoking in the car	4.2	6.7	6.1	6.6	5.7	
We do not have a family car	0.7	0.9	0.2	1.9	0.8	
I don't know	11.8	13.0	10.3	7.2	11.1	
N of Valid	2414	2115	1575	1229	7333	
N of Miss	122	47	53	36	258	

Table 137: During this school year, were you taught in any of your classes about the dangers of tobacco use?

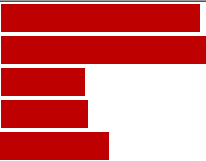
Response	6	8	10	12	Total	
Strongly agree	47.5	30.4	18.8	11.4	30.3	
Agree	29.1	37.6	32.2	24.5	31.4	
Disagree	4.8	9.2	17.5	19.6	11.3	
Strongly disagree	4.7	7.6	15.5	27.9	11.8	
I don't know	13.9	15.3	16.0	16.6	15.2	
N of Valid	2354	2072	1552	1209	7187	
N of Miss	184	92	78	54	408	

Table 138: During the past 12 months, have you participated in any community activities to discourage people your age from using cigarettes, chewing tobacco, snuff, dip or cigars?

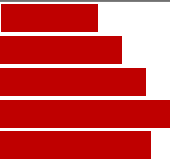
Response	6	8	10	12	Total	
Strongly agree	20.1	13.2	8.4	7.1	13.4	
Agree	19.8	18.4	16.7	11.9	17.4	
Disagree	15.5	22.6	25.7	25.1	21.4	
Strongly disagree	17.6	22.8	31.1	38.4	25.5	
I don't know	27.0	23.0	18.1	17.5	22.3	
N of Valid	2331	2086	1554	1214	7185	
N of Miss	210	77	75	50	412	

Table 139: On how many occasions have you had alcoholic beverages (beer, wine or hard liquor) to drink in your lifetime - more than just a few sips?


Response	6	8	10	12	Total	
0	87.2	69.8	51.2	37.6	66.2	
1-2	8.5	14.3	17.6	13.3	12.9	
3-5	2.3	6.4	9.2	10.3	6.3	
6-9	0.9	3.5	6.0	6.4	3.7	
10-19	0.4	2.6	5.8	9.9	3.8	
20-39	0.2	1.7	4.4	8.9	3.0	
40+	0.5	1.6	5.8	13.6	4.1	
N of Valid	2435	2127	1584	1230	7376	
N of Miss	106	35	45	33	219	



Table 140: On how many occasions have you had beer, wine or hard liquor to drink during the past 30 days?








Response	6	8	10	12	Total	
0	97.5	90.2	80.2	68.0	86.8	
1-2	1.8	6.5	11.4	15.4	7.5	
3-5	0.3	1.7	3.9	8.1	2.8	
6-9	0.2	0.7	2.4	4.4	1.5	
10-19	0.1	0.5	1.3	2.5	0.9	
20-39	0.0	0.0	0.5	0.9	0.3	
40+	0.1	0.4	0.3	0.7	0.3	
N of Valid	2424	2126	1577	1229	7356	
N of Miss	117	39	51	34	241	

Table 141: On how many occasions have you used marijuana (grass, pot) or hashish (hash, hash oil) in your lifetime?








Response	6	8	10	12	Total	
0	99.0	91.3	77.9	67.6	87.0	
1-2	0.7	2.7	6.3	5.9	3.3	
3-5	0.1	1.8	2.9	4.8	2.0	
6-9	0.1	1.2	3.4	3.4	1.7	
10-19	0.0	1.1	2.0	3.6	1.4	
20-39	0.0	0.5	2.3	3.4	1.2	
40+	0.0	1.4	5.2	11.2	3.4	
N of Valid	2425	2125	1577	1222	7349	
N of Miss	117	40	51	39	247	

Table 142: On how many occasions have you used marijuana (grass, pot) or hashish (hash, hash oil) during the past 30 days?








Response	6	8	10	12	Total	
0	99.7	96.3	89.2	84.9	94.0	
1-2	0.2	2.1	4.6	4.5	2.4	
3-5	0.0	0.8	2.1	3.3	1.2	
6-9	0.0	0.2	1.6	1.4	0.7	
10-19	0.0	0.3	0.9	1.8	0.6	
20-39	0.0	0.1	0.4	1.3	0.3	
40+	0.0	0.2	1.1	2.8	0.8	
N of Valid	2426	2127	1578	1225	7356	
N of Miss	116	37	51	37	241	

Table 143: On how many occasions have you used LSD or other psychedelics in your lifetime?


Response	6	8	10	12	Total	
0	99.8	99.7	98.0	97.0	98.9	
1-2	0.2	0.3	1.3	1.6	0.7	
3-5	0.0	0.0	0.4	0.7	0.2	
6-9	0.0	0.0	0.2	0.4	0.1	
10-19	0.0	0.0	0.1	0.2	0.1	
20-39	0.0	0.0	0.1	0.0	0.0	
40+	0.0	0.0	0.0	0.1	0.0	
N of Valid	2420	2129	1580	1227	7356	
N of Miss	122	36	48	35	241	

Table 144: On how many occasions have you used LSD or other psychedelics during the past 30 days?


Response	6	8	10	12	Total	
0	99.8	100.0	99.7	98.6	99.6	
1-2	0.1	0.0	0.2	1.1	0.3	
3-5	0.0	0.0	0.1	0.1	0.0	
6-9	0.0	0.0	0.1	0.1	0.0	
10-19	0.0	0.0	0.0	0.0	0.0	
20-39	0.0	0.0	0.0	0.1	0.0	
40+	0.0	0.0	0.0	0.0	0.0	
N of Valid	2415	2128	1581	1231	7355	
N of Miss	127	36	48	32	243	

Table 145: On how many occasions have you used cocaine or crack in your lifetime?


Response	6	8	10	12	Total	
0	99.7	99.1	98.4	96.7	98.8	
1-2	0.2	0.8	1.0	1.9	0.8	
3-5	0.0	0.0	0.3	0.3	0.1	
6-9	0.0	0.1	0.2	0.5	0.2	
10-19	0.0	0.0	0.0	0.3	0.1	
20-39	0.0	0.0	0.1	0.1	0.0	
40+	0.0	0.0	0.1	0.2	0.1	
N of Valid	2427	2129	1578	1227	7361	
N of Miss	115	36	51	36	238	

Table 146: On how many occasions have you used cocaine or crack during the past 30 days?


Response	6	8	10	12	Total	
0	100.0	99.8	99.9	99.3	99.8	
1-2	0.0	0.2	0.0	0.2	0.1	
3-5	0.0	0.0	0.0	0.5	0.1	
6-9	0.0	0.0	0.0	0.0	0.0	
10-19	0.0	0.0	0.0	0.0	0.0	
20-39	0.0	0.0	0.0	0.0	0.0	
40+	0.0	0.0	0.1	0.0	0.0	
N of Valid	2420	2127	1580	1227	7354	
N of Miss	122	38	48	36	244	

Table 147: On how many occasions have you sniffed glue, breathed the contents of an aerosol spray can, or inhaled other gases or sprays, in order to get high in your lifetime?


Response	6	8	10	12	Total	
0	93.6	89.1	88.9	91.1	90.9	
1-2	4.2	6.3	5.4	5.1	5.2	
3-5	1.0	2.0	2.6	1.6	1.7	
6-9	0.5	1.0	1.1	1.1	0.9	
10-19	0.3	0.5	1.0	0.6	0.6	
20-39	0.1	0.3	0.6	0.4	0.3	
40+	0.3	0.7	0.4	0.1	0.4	
N of Valid	2413	2125	1583	1227	7348	
N of Miss	126	38	47	36	247	

Table 148: On how many occasions have you sniffed glue, breathed the contents of an aerosol spray can, or inhaled other gases or sprays, in order to get high during the past 30 days?







Response	6	8	10	12	Total	
0	97.3	95.8	97.6	98.8	97.2	
1-2	2.1	3.0	1.7	0.7	2.0	
3-5	0.4	0.6	0.4	0.2	0.4	
6-9	0.1	0.4	0.1	0.2	0.2	
10-19	0.1	0.1	0.1	0.1	0.1	
20-39	0.0	0.0	0.1	0.1	0.0	
40+	0.0	0.1	0.1	0.0	0.1	
N of Valid	2417	2125	1579	1228	7349	
N of Miss	125	39	49	36	249	

Table 149: On how many occasions have you used phenoxydine (pox, px, breeze) in your lifetime?


Response	6	8	10	12	Total	
0	100.0	100.0	100.0	100.0	100.0	
1-2	0.0	0.0	0.0	0.0	0.0	
3-5	0.0	0.0	0.0	0.0	0.0	
6-9	0.0	0.0	0.0	0.0	0.0	
10-19	0.0	0.0	0.0	0.0	0.0	
20-39	0.0	0.0	0.0	0.0	0.0	
40+	0.0	0.0	0.0	0.0	0.0	
N of Valid	2406	2127	1578	1229	7340	
N of Miss	136	37	52	35	260	

Table 150: On how many occasions have you used phenoxydine (pox, px, breeze) during the past 30 days?


Response	6	8	10	12	Total	
0	100.0	100.0	100.0	100.0	100.0	
1-2	0.0	0.0	0.0	0.0	0.0	
3-5	0.0	0.0	0.0	0.0	0.0	
6-9	0.0	0.0	0.0	0.0	0.0	
10-19	0.0	0.0	0.0	0.0	0.0	
20-39	0.0	0.0	0.0	0.0	0.0	
40+	0.0	0.0	0.0	0.0	0.0	
N of Valid	2400	2121	1576	1224	7321	
N of Miss	142	44	53	39	278	

Table 151: On how many occasions have you used sedatives (tranquilizers, such as Valium or Xanax, barbiturates, or sleeping pills) without a doctor telling you to take them, in your lifetime?








Response	6	8	10	12	Total	
0	96.1	92.2	87.6	86.1	91.5	
1-2	2.6	3.7	4.3	4.2	3.6	
3-5	0.5	2.0	2.4	3.1	1.8	
6-9	0.1	0.6	1.9	1.8	0.9	
10-19	0.2	0.4	1.8	1.9	0.9	
20-39	0.1	0.6	0.8	1.0	0.5	
40+	0.2	0.6	1.1	2.0	0.8	
N of Valid	2407	2126	1573	1227	7333	
N of Miss	134	38	57	36	265	

Table 152: On how many occasions have you used sedatives (tranquilizers, such as Valium or Xanax, barbiturates, or sleeping pills) without a doctor telling you to take them, during the past 30 days?


Response	6	8	10	12	Total	
0	98.6	97.0	94.6	94.0	96.5	
1-2	0.9	1.7	2.8	3.7	2.0	
3-5	0.2	0.6	1.4	1.5	0.8	
6-9	0.0	0.3	0.6	0.2	0.3	
10-19	0.1	0.1	0.3	0.5	0.2	
20-39	0.1	0.1	0.3	0.1	0.1	
40+	0.0	0.1	0.1	0.0	0.0	
N of Valid	2405	2127	1579	1225	7336	
N of Miss	137	38	50	38	263	

Table 153: On how many occasions have you used methamphetamines (meth, speed, crank, crystal meth) in your lifetime?


Response	6	8	10	12	Total	
0	99.8	99.5	98.7	97.5	99.1	
1-2	0.2	0.3	0.8	0.7	0.4	
3-5	0.0	0.1	0.4	0.2	0.1	
6-9	0.0	0.0	0.1	0.5	0.1	
10-19	0.0	0.0	0.0	0.5	0.1	
20-39	0.0	0.0	0.0	0.1	0.0	
40+	0.0	0.0	0.1	0.5	0.1	
N of Valid	2408	2125	1578	1228	7339	
N of Miss	134	40	50	35	259	

Table 154: On how many occasions have you used methamphetamines (meth, speed, crank, crystal meth) in the past 30 days?



Response	6	8	10	12	Total	
0	100.0	100.0	99.9	99.3	99.8	
1-2	0.0	0.0	0.1	0.4	0.1	
3-5	0.0	0.0	0.0	0.2	0.0	
6-9	0.0	0.0	0.0	0.0	0.0	
10-19	0.0	0.0	0.1	0.0	0.0	
20-39	0.0	0.0	0.0	0.0	0.0	
40+	0.0	0.0	0.0	0.1	0.0	
N of Valid	2400	2122	1579	1225	7326	
N of Miss	142	43	50	38	273	

Table 155: On how many occasions have you used stimulants, other than Methamphetamines (such as amphetamines, Ritalin or Dexedrine) without a doctor telling you to take them, in your lifetime?








Response	6	8	10	12	Total	
0	99.7	99.2	97.4	94.9	98.3	
1-2	0.2	0.5	1.0	1.5	0.7	
3-5	0.0	0.0	0.8	1.2	0.4	
6-9	0.0	0.1	0.1	0.8	0.2	
10-19	0.0	0.0	0.3	0.7	0.2	
20-39	0.0	0.0	0.1	0.5	0.1	
40+	0.0	0.1	0.3	0.3	0.2	
N of Valid	2398	2125	1577	1229	7329	
N of Miss	144	40	52	35	271	

Table 156: On how many occasions have you used stimulants, other than Methamphetamines (such as amphetamines, Ritalin or Dexedrine) without a doctor telling you to take them, during the past 30 days?





Response	6	8	10	12	Total	
0	100.0	99.8	99.2	98.3	99.5	
1-2	0.0	0.1	0.6	1.1	0.3	
3-5	0.0	0.1	0.1	0.4	0.1	
6-9	0.0	0.0	0.1	0.2	0.1	
10-19	0.0	0.0	0.1	0.0	0.0	
20-39	0.0	0.0	0.1	0.0	0.0	
40+	0.0	0.0	0.0	0.0	0.0	
N of Valid	2396	2123	1579	1225	7323	
N of Miss	146	42	51	39	278	

Table 157: On how many occasions have you used heroin or other opiates in your lifetime?








Response	6	8	10	12	Total	
0	99.8	99.5	99.1	98.1	99.3	
1-2	0.1	0.3	0.5	0.7	0.4	
3-5	0.0	0.0	0.1	0.2	0.1	
6-9	0.0	0.0	0.1	0.2	0.1	
10-19	0.0	0.0	0.1	0.2	0.1	
20-39	0.0	0.1	0.0	0.1	0.1	
40+	0.0	0.0	0.2	0.3	0.1	
N of Valid	2390	2124	1577	1224	7315	
N of Miss	151	41	52	39	283	



Table 158: On how many occasions have you used heroin or other opiates during the past 30 days?




Response	6	8	10	12	Total	
0	99.9	99.9	99.7	99.8	99.8	
1-2	0.0	0.0	0.1	0.0	0.0	
3-5	0.0	0.0	0.1	0.2	0.1	
6-9	0.0	0.0	0.2	0.0	0.1	
10-19	0.0	0.0	0.0	0.0	0.0	
20-39	0.0	0.0	0.0	0.1	0.0	
40+	0.0	0.0	0.0	0.0	0.0	
N of Valid	2382	2121	1577	1225	7305	
N of Miss	159	44	52	38	293	

Table 159: On how many occasions have you used MDMA ('X', 'E', or ecstasy) in your lifetime?







Response	6	8	10	12	Total	
0	100.0	99.2	97.3	96.3	98.5	
1-2	0.0	0.5	1.7	2.5	0.9	
3-5	0.0	0.2	0.5	0.2	0.2	
6-9	0.0	0.0	0.3	0.7	0.2	
10-19	0.0	0.1	0.1	0.2	0.1	
20-39	0.0	0.0	0.0	0.0	0.0	
40+	0.0	0.0	0.1	0.2	0.1	
N of Valid	2372	2122	1575	1227	7296	
N of Miss	170	43	54	37	304	

Table 160: On how many occasions have you used MDMA ('X', 'E', or ecstasy) during the past 30 days?



Response	6	8	10	12	Total	
0	100.0	99.9	99.5	99.0	99.7	
1-2	0.0	0.1	0.4	0.8	0.3	
3-5	0.0	0.0	0.0	0.2	0.0	
6-9	0.0	0.0	0.1	0.0	0.0	
10-19	0.0	0.0	0.0	0.0	0.0	
20-39	0.0	0.0	0.0	0.0	0.0	
40+	0.0	0.0	0.0	0.0	0.0	
N of Valid	2362	2112	1572	1223	7269	
N of Miss	180	53	56	40	329	

Table 161: On how many occasions have you taken prescription drugs (such as Valium, Xanax, Ritalin, Adderall, OxyContin, Darvocet, or sleeping pills) on your own-that is, without a doctor telling you to take them in your lifetime?








Response	6	8	10	12	Total	
0	97.3	92.4	85.6	82.2	90.8	
1-2	1.6	3.3	5.6	5.2	3.6	
3-5	0.3	2.0	3.8	3.3	2.0	
6-9	0.3	0.8	1.7	3.6	1.3	
10-19	0.1	0.4	1.7	2.2	0.9	
20-39	0.1	0.3	0.3	1.2	0.4	
40+	0.3	0.8	1.3	2.3	1.0	
N of Valid	2387	2120	1574	1225	7306	
N of Miss	154	44	55	39	292	

Table 162: On how many occasions have you taken prescription drugs (such as Valium, Xanax, Ritalin, Adderall, OxyContin, Darvocet, or sleeping pills) on your own-that is, without a doctor telling you to take them during the past 30 days?








Response	6	8	10	12	Total	
0	98.9	96.7	94.5	93.4	96.4	
1-2	0.6	2.3	3.4	3.8	2.2	
3-5	0.2	0.5	1.0	1.3	0.6	
6-9	0.1	0.1	0.6	0.7	0.3	
10-19	0.1	0.2	0.3	0.2	0.2	
20-39	0.1	0.1	0.0	0.3	0.1	
40+	0.0	0.2	0.1	0.3	0.1	
N of Valid	2383	2120	1577	1224	7304	
N of Miss	158	45	53	40	296	

Table 163: On how many occasions have you taken non-prescription medicines such as diet pills (for example, Dietac, Dexatrim or Prolamine), stay-awake pills (for example No-Doz, Vivarin, or Wake), or cough or cold medicines (robos, DXM, etc.) to get high in your lifetime?








Response	6	8	10	12	Total	
0	97.5	95.7	93.7	90.8	95.0	
1-2	0.9	2.1	2.3	3.1	1.9	
3-5	0.6	0.5	1.5	1.2	0.9	
6-9	0.3	0.4	0.7	1.6	0.6	
10-19	0.3	0.6	0.6	1.3	0.6	
20-39	0.0	0.3	0.7	0.7	0.4	
40+	0.3	0.4	0.4	1.3	0.5	
N of Valid	2383	2122	1576	1224	7305	
N of Miss	158	43	51	39	291	

Table 164: On how many occasions have you taken non-prescription medicines such as diet pills (for example, Dietac, Dexatrim or Prolamine), stay-awake pills (for example No-Doz, Vivarin, or Wake), or cough or cold medicines (robos, DXM, etc.) to get high during the past 30 days?







Response	6	8	10	12	Total	
0	98.6	98.1	97.7	95.6	97.7	
1-2	0.9	1.1	1.2	2.2	1.2	
3-5	0.2	0.4	0.6	1.2	0.5	
6-9	0.2	0.2	0.4	0.4	0.3	
10-19	0.0	0.1	0.1	0.1	0.1	
20-39	0.0	0.0	0.0	0.0	0.0	
40+	0.1	0.0	0.1	0.5	0.1	
N of Valid	2381	2120	1577	1223	7301	
N of Miss	160	45	53	41	299	

Table 165: On how many occasions have you been drunk or very high from drinking alcoholic beverages during the past 30 days?








Response	6	8	10	12	Total	
0	98.9	94.3	88.9	79.7	92.2	
1-2	0.8	3.9	5.9	10.4	4.4	
3-5	0.2	0.6	2.7	4.4	1.5	
6-9	0.0	0.6	1.0	2.0	0.7	
10-19	0.0	0.3	0.8	1.1	0.4	
20-39	0.0	0.1	0.1	1.1	0.3	
40+	0.2	0.2	0.6	1.1	0.4	
N of Valid	2388	2118	1574	1223	7303	
N of Miss	154	45	54	40	293	

Table 166: On how many occasions have you drunk flavored alcoholic beverages, sometimes called 'alcopops' (like Mike's Hard Lemonade, Smirnoff Ice, Bacardi Breezers, etc.) in your lifetime?








Response	6	8	10	12	Total	
0	94.9	81.4	68.1	55.2	78.6	
1-2	3.4	8.9	11.9	10.8	8.1	
3-5	1.0	4.0	7.8	8.9	4.7	
6-9	0.3	2.3	4.4	7.5	2.9	
10-19	0.1	1.7	3.1	6.1	2.2	
20-39	0.1	0.7	1.8	4.1	1.3	
40+	0.2	1.0	2.9	7.4	2.2	
N of Valid	2390	2119	1570	1223	7302	
N of Miss	152	43	55	40	290	

Table 167: On how many occasions have you drunk flavored alcoholic beverages, sometimes called 'alcopops' (like Mike's Hard Lemonade, Smirnoff Ice, Bacardi Breezers, etc.) during the past 30 days?


Response	6	8	10	12	Total	
0	98.7	93.4	88.6	82.3	92.3	
1-2	0.8	4.2	7.6	8.8	4.6	
3-5	0.3	1.2	1.7	3.8	1.4	
6-9	0.1	0.7	1.1	2.9	0.9	
10-19	0.0	0.2	0.6	1.0	0.4	
20-39	0.0	0.1	0.2	0.7	0.2	
40+	0.1	0.1	0.3	0.7	0.3	
N of Valid	2385	2122	1574	1224	7305	
N of Miss	157	42	54	40	293	

Table 168: Think back over the last two weeks. How many times have you had five or more alcoholic drinks in a row?


Response	6	8	10	12	Total	
None	98.0	94.0	89.5	80.5	92.0	
Once	1.2	3.0	4.5	7.0	3.4	
Twice	0.2	1.3	2.4	5.4	1.9	
3-5 times	0.3	1.0	1.9	4.1	1.5	
6-9 times	0.1	0.6	0.8	1.4	0.6	
10 or more times	0.2	0.2	1.0	1.6	0.6	
N of Valid	2362	2100	1564	1226	7252	
N of Miss	179	63	65	38	345	

Table 169: During the past 30 days, how many times did you ride in a car or other vehicle driven by someone who had been drinking alcohol?


Response	6	8	10	12	Total	
0 times	88.5	84.5	82.8	85.2	85.6	
1 time	6.3	7.9	7.6	8.0	7.3	
2 or 3 times	2.8	5.3	5.9	4.5	4.5	
4 or 5 times	0.7	1.0	1.7	1.2	1.1	
6 or more times	1.7	1.3	2.0	1.1	1.5	
N of Valid	2338	2100	1562	1227	7227	
N of Miss	204	65	68	38	375	

Table 170: During the past 30 days, how many times did you drive a car or other vehicle when you had been drinking alcohol?







Response	6	8	10	12	Total	
I did not drive a car in the past 30 days	53.2	58.9	42.1	19.8	46.6	
0 times	45.7	39.1	54.8	73.7	50.7	
1 time	0.4	1.0	1.2	3.2	1.3	
2 or 3 times	0.3	0.7	1.2	2.5	1.0	
4 or 5 times	0.0	0.1	0.3	0.5	0.2	
6 or more times	0.4	0.1	0.4	0.2	0.3	
N of Valid	2225	2020	1540	1217	7002	
N of Miss	224	72	67	37	400	

Table 171: If you drank alcohol (not just a sip or taste) in the past year, how did you usually get it?













Response	6	8	10	12	Total	
I did not drink alcohol in the past year	93.1	79.9	63.9	48.5	75.4	
I bought it myself with a fake ID	0.1	0.2	0.3	0.9	0.3	
I bought it myself without a fake ID	0.0	0.1	0.5	0.7	0.3	
I got it from someone I know age 21 or older	1.1	3.8	11.9	22.1	7.8	
I got it from someone I know under age 21	0.3	2.1	4.2	7.6	2.9	
I got it from my brother or sister	0.1	0.7	1.2	0.9	0.7	
I got it from home with my parents' permission	1.4	3.4	5.1	6.1	3.6	
I got it from home without my parents' permission	1.0	3.0	4.2	1.7	2.4	
I got it from another relative	0.5	1.9	2.9	1.8	1.6	
A stranger bought it for me	0.0	0.2	0.3	1.3	0.4	
I took it from a store or shop	0.0	0.1	0.0	0.1	0.1	
Other	2.3	4.5	5.6	8.3	4.7	
N of Valid	2283	2053	1527	1194	7057	
N of Miss	254	87	77	46	464	

Table 172: If you drank alcohol (not just a sip or taste) in the past year, where did you usually drink it?











Response	6	8	10	12	Total	
I did not drink alcohol in the past year	94.6	80.9	63.7	49.6	76.3	
at my home	2.9	7.5	11.8	11.9	7.7	
at someone else's home	1.1	8.5	19.9	32.7	12.7	
at an open area like a park, beach, field, back road, woods, or a street corner	0.8	1.2	2.1	1.7	1.3	
at a sporting event or concert	0.1	0.4	0.2	0.6	0.3	
at a restaurant, bar, or a nightclub	0.1	0.4	0.9	1.5	0.6	
at an empty building or a construction site	0.2	0.2	0.1	0.1	0.2	
at a hotel/motel	0.0	0.4	0.6	0.5	0.3	
in a car	0.2	0.3	0.3	0.8	0.3	
at school	0.0	0.2	0.5	0.6	0.3	
N of Valid	2262	2047	1525	1179	7013	
N of Miss	274	91	80	46	491	

Table 173: During the last month, about how many marijuana cigarettes, or the equivalent, did you smoke a day, on the average?








Response	6	8	10	12	Total	
None	99.3	94.6	89.1	84.7	93.2	
Less than 1 a day	0.5	2.6	4.8	7.1	3.2	
1 a day	0.0	0.8	1.7	1.7	0.9	
2-3 a day	0.0	1.3	2.1	3.0	1.3	
4-6 a day	0.0	0.5	1.2	2.1	0.8	
7-10 a day	0.0	0.0	0.5	0.7	0.3	
11 or more a day	0.1	0.2	0.7	0.6	0.3	
N of Valid	2316	2092	1557	1223	7188	
N of Miss	226	73	73	42	414	

Table 174: How wrong would most adults (over 21) in your neighborhood think it is for kids your age: to use marijuana?

Response	6	8	10	12	Total	
Very wrong	92.8	83.6	73.5	70.1	82.1	
Wrong	4.8	10.6	16.6	18.2	11.4	
A little bit wrong	1.5	4.2	7.1	8.3	4.6	
Not wrong at all	0.8	1.6	2.8	3.4	1.9	
N of Valid	2284	2067	1546	1209	7106	
N of Miss	255	96	82	54	487	

Table 175: How wrong would most adults (over 21) in your neighborhood think it is for kids your age: to drink alcohol?

Response	6	8	10	12	Total	
Very wrong	82.9	69.6	59.0	50.0	68.2	
Wrong	10.0	16.8	20.9	23.7	16.7	
A little bit wrong	5.4	10.4	14.7	19.4	11.3	
Not wrong at all	1.6	3.3	5.4	6.8	3.8	
N of Valid	2279	2067	1546	1209	7101	
N of Miss	261	96	84	55	496	

Table 176: How wrong would most adults (over 21) in your neighborhood think it is for kids your age: to smoke cigarettes?

Response	6	8	10	12	Total	
Very wrong	85.0	73.3	62.5	51.3	71.0	
Wrong	9.5	15.6	20.6	23.4	16.1	
A little bit wrong	3.9	7.5	11.7	16.5	8.8	
Not wrong at all	1.6	3.6	5.2	8.9	4.2	
N of Valid	2281	2068	1544	1209	7102	
N of Miss	260	97	85	55	497	



Table 177: How much do each of the following statements describe your neighborhood? crime and/or drug selling


Response	6	8	10	12	Total	
NO!	87.0	76.3	69.7	69.2	77.1	
no	8.4	15.5	21.0	21.1	15.4	
yes	3.5	6.0	7.7	7.6	5.8	
YES!	1.0	2.2	1.6	2.1	1.7	
N of Valid	2297	2078	1550	1215	7140	
N of Miss	244	86	79	49	458	

Table 178: How much do each of the following statements describe your neighborhood? fights


Response	6	8	10	12	Total	
NO!	77.2	67.1	66.9	69.0	70.6	
no	11.2	19.6	22.3	22.7	18.0	
yes	8.5	9.9	8.9	6.3	8.6	
YES!	3.1	3.5	1.9	2.1	2.8	
N of Valid	2298	2074	1551	1214	7137	
N of Miss	243	90	79	50	462	

Table 179: How much do each of the following statements describe your neighborhood? lots of empty or abandoned buildings


Response	6	8	10	12	Total	
NO!	80.7	72.7	71.2	72.5	74.9	
no	13.2	20.1	24.0	22.0	19.0	
yes	4.7	5.5	4.0	4.2	4.7	
YES!	1.4	1.7	0.8	1.4	1.3	
N of Valid	2290	2074	1551	1216	7131	
N of Miss	252	89	78	47	466	

Table 180: How much do each of the following statements describe your neighborhood? lots of graffiti

Response	6	8	10	12	Total	
NO!	85.3	76.6	75.2	76.0	79.0	
no	9.6	18.2	20.1	19.8	16.1	
yes	3.7	3.5	3.6	3.4	3.6	
YES!	1.4	1.7	1.2	0.7	1.3	
N of Valid	2271	2073	1549	1219	7112	
N of Miss	270	90	80	45	485	

Table 181: If I had to move, I would miss the neighborhood I now live in.

Response	6	8	10	12	Total	
NO!	10.0	12.2	13.1	15.7	12.3	
no	10.6	17.7	20.3	23.1	16.9	
yes	26.8	31.2	33.7	35.0	31.0	
YES!	52.6	38.8	32.9	26.2	39.8	
N of Valid	2289	2074	1551	1219	7133	
N of Miss	252	89	79	45	465	

Table 182: My neighbors notice when I am doing a good job and let me know about it.

Response	6	8	10	12	Total	
NO!	34.3	35.5	39.1	42.2	37.1	
no	30.4	36.2	37.3	36.2	34.6	
yes	23.1	18.7	16.8	16.1	19.3	
YES!	12.2	9.5	6.7	5.4	9.1	
N of Valid	2263	2067	1546	1214	7090	
N of Miss	278	95	84	50	507	

Table 183: I like my neighborhood.

Response	6	8	10	12	Total	
NO!	6.6	8.9	9.5	11.5	8.7	
no	6.8	11.7	14.2	12.3	10.8	
yes	33.5	42.8	48.2	52.4	42.6	
YES!	53.1	36.6	28.1	23.7	37.8	
N of Valid	2265	2063	1543	1215	7086	
N of Miss	273	97	85	50	505	

Table 184: There are lots of adults in my neighborhood I could talk to about something important.

Response	6	8	10	12	Total	
NO!	21.2	24.4	31.1	35.0	26.7	
no	24.5	30.7	32.4	31.1	29.2	
yes	29.1	25.5	23.5	24.5	26.1	
YES!	25.1	19.3	13.0	9.4	18.1	
N of Valid	2256	2063	1542	1215	7076	
N of Miss	283	100	87	50	520	

Table 185: I'd like to get out of my neighborhood.

Response	6	8	10	12	Total	
NO!	58.6	41.1	35.0	27.6	43.0	
no	26.8	36.0	40.8	42.3	35.2	
yes	9.8	15.3	15.4	20.4	14.4	
YES!	4.8	7.6	8.8	9.7	7.3	
N of Valid	2249	2060	1536	1212	7057	
N of Miss	291	101	88	50	530	

Table 186: There are people in my neighborhood who are proud of me when I do something well.

Response	6	8	10	12	Total	
NO!	21.4	23.6	28.4	32.5	25.5	
no	24.8	32.7	32.0	31.0	29.8	
yes	31.6	28.7	29.1	28.1	29.6	
YES!	22.2	14.9	10.5	8.3	15.1	
N of Valid	2228	2056	1546	1215	7045	
N of Miss	311	108	84	50	553	

Table 187: There are people in my neighborhood who encourage me to do my best.

Response	6	8	10	12	Total	
NO!	20.9	22.9	28.5	32.3	25.1	
no	20.8	29.0	30.0	30.8	26.9	
yes	31.3	29.3	29.0	27.1	29.5	
YES!	27.1	18.8	12.6	9.9	18.5	
N of Valid	2239	2056	1545	1215	7055	
N of Miss	301	107	85	49	542	

Table 188: I feel safe in my neighborhood.

Response	6	8	10	12	Total	
NO!	6.6	5.9	5.3	6.8	6.2	
no	8.7	10.2	10.8	7.9	9.4	
yes	32.8	43.5	47.0	50.4	42.0	
YES!	51.9	40.4	36.9	34.9	42.4	
N of Valid	2259	2056	1539	1216	7070	
N of Miss	277	104	85	49	515	

Table 189: Which of the following activities for people your age are available in your community? sports teams?



Response	6	8	10	12	Total	
No	12.8	11.4	11.7	9.2	11.5	
Yes	87.2	88.6	88.3	90.8	88.5	
N of Valid	2228	2066	1542	1212	7048	
N of Miss	313	99	87	51	550	

Table 190: Which of the following activities for people your age are available in your community? scouting?



Response	6	8	10	12	Total	
No	37.5	40.5	36.6	31.1	37.1	
Yes	62.5	59.5	63.4	68.9	62.9	
N of Valid	2135	2023	1523	1206	6887	
N of Miss	405	142	106	58	711	

Table 191: Which of the following activities for people your age are available in your community? boys and girls clubs?



Response	6	8	10	12	Total	
No	19.1	19.7	21.9	17.6	19.6	
Yes	80.9	80.3	78.1	82.4	80.4	
N of Valid	2196	2051	1532	1212	6991	
N of Miss	344	113	98	52	607	

Table 192: Which of the following activities for people your age are available in your community? 4-H clubs?



Response	6	8	10	12	Total	
No	61.3	56.0	47.2	37.4	52.3	
Yes	38.7	44.0	52.8	62.6	47.7	
N of Valid	1968	1963	1490	1187	6608	
N of Miss	571	201	140	77	989	

Table 193: Which of the following activities for people your age are available in your community? service clubs?



Response	6	8	10	12	Total	
No	42.3	39.8	31.4	26.8	36.4	
Yes	57.7	60.2	68.6	73.2	63.6	
N of Valid	2059	1996	1501	1196	6752	
N of Miss	482	169	129	68	848	

Table 194: If a kid smoked marijuana in your neighborhood would he or she be caught by the police?





Response	6	8	10	12	Total	
NO!	8.1	11.5	16.3	20.6	13.0	
no	14.9	28.6	44.0	47.3	30.9	
yes	30.0	32.3	25.2	21.8	28.2	
YES!	47.0	27.6	14.6	10.3	27.8	
N of Valid	2197	2049	1532	1208	6986	
N of Miss	339	114	98	53	604	

Table 195: If a kid drank some beer, wine or hard liquor (for example, vodka, whiskey, or gin) in your neighborhood would he or she be caught by the police?





Response	6	8	10	12	Total	
NO!	10.3	16.0	19.9	25.0	16.6	
no	21.8	36.9	49.5	51.0	37.4	
yes	29.8	26.7	19.7	16.9	24.4	
YES!	38.2	20.5	10.9	7.1	21.6	
N of Valid	2183	2048	1530	1210	6971	
N of Miss	353	115	100	53	621	

Table 196: If a kid carried a handgun in your neighborhood would he or she be caught by the police?





Response	6	8	10	12	Total	
NO!	7.6	10.5	13.6	17.4	11.4	
no	13.9	22.7	32.8	33.5	24.0	
yes	27.2	31.9	30.7	29.9	29.8	
YES!	51.4	34.9	22.9	19.2	34.7	
N of Valid	2185	2045	1528	1209	6967	
N of Miss	353	116	101	53	623	

Table 197: If you wanted to get some cigarettes, how easy would it be for you to get some?





Response	6	8	10	12	Total	
Very hard	78.5	55.8	34.3	17.5	51.3	
Sort of hard	9.6	15.3	14.9	9.2	12.4	
Sort of easy	6.4	14.9	21.5	17.5	14.2	
Very easy	5.5	14.0	29.2	55.8	22.0	
N of Valid	2127	2049	1532	1208	6916	
N of Miss	410	115	98	56	679	

Table 198: If you wanted to get some beer, wine or hard liquor (for example, vodka, whiskey, or gin), how easy would it be for you to get some?





Response	6	8	10	12	Total	
Very hard	73.4	47.1	25.6	17.3	45.2	
Sort of hard	12.7	17.7	15.8	15.4	15.3	
Sort of easy	7.4	18.2	27.6	27.0	18.5	
Very easy	6.5	17.0	31.0	40.2	21.0	
N of Valid	2113	2044	1530	1205	6892	
N of Miss	428	120	100	56	704	

Table 199: If you wanted to get a drug like cocaine, LSD, or amphetamines, how easy would it be for you to get some?


Response	6	8	10	12	Total	
Very hard	94.3	85.2	66.6	54.4	78.5	
Sort of hard	3.5	8.4	17.4	23.8	11.6	
Sort of easy	1.1	3.4	8.2	11.3	5.2	
Very easy	1.2	3.0	7.7	10.5	4.8	
N of Valid	2111	2044	1528	1204	6887	
N of Miss	431	121	101	60	713	

Table 200: If you wanted to get a handgun, how easy would it be for you to get one?


Response	6	8	10	12	Total	
Very hard	81.0	72.8	60.3	55.6	69.5	
Sort of hard	9.3	12.3	17.0	18.3	13.5	
Sort of easy	5.1	7.6	10.4	11.8	8.2	
Very easy	4.6	7.2	12.3	14.4	8.8	
N of Valid	2107	2043	1526	1205	6881	
N of Miss	434	121	103	59	717	

Table 201: If you wanted to get some marijuana, how easy would it be for you to get some?


Response	6	8	10	12	Total	
Very hard	92.9	73.6	43.5	30.5	65.3	
Sort of hard	3.3	7.5	12.6	12.0	8.1	
Sort of easy	2.1	8.4	14.9	17.9	9.6	
Very easy	1.7	10.6	28.9	39.6	17.0	
N of Valid	2111	2043	1527	1206	6887	
N of Miss	431	121	103	58	713	



Table 202: During the past 12 months, have you participated in any alcohol prevention programs or seen any alcohol prevention messages in your school or community? Yes, a school-based program focused on preventing underage drinking and/or drinking and driving.



Response	6	8	10	12	Total	
No	62.4	67.7	81.2	87.2	72.1	
Yes	37.6	32.3	18.8	12.8	27.9	
N of Valid	2542	2165	1630	1265	7602	
N of Miss	0	0	0	0	0	

Table 203: During the past 12 months, have you participated in any alcohol prevention programs or seen any alcohol prevention messages in your school or community? Yes, a community-based program focused on preventing underage drinking and/or drinking and driving (for example, through your church or temple or through youth groups like Boys and Girls Club or 4-H).



Response	6	8	10	12	Total	
No	84.9	89.7	92.4	94.2	89.4	
Yes	15.1	10.3	7.6	5.8	10.6	
N of Valid	2542	2165	1630	1265	7602	
N of Miss	0	0	0	0	0	

Table 204: During the past 12 months, have you participated in any alcohol prevention programs or seen any alcohol prevention messages in your school or community? Yes, a media campaign addressing underage drinking and/or drinking and driving (for example, newspaper ads, posters, pamphlets, radio, TV).



Response	6	8	10	12	Total	
No	86.0	82.9	85.0	86.5	85.0	
Yes	14.0	17.1	15.0	13.5	15.0	
N of Valid	2542	2165	1630	1265	7602	
N of Miss	0	0	0	0	0	

Table 205: During the past 12 months, have you participated in any alcohol prevention programs or seen any alcohol prevention messages in your school or community? No



Response	6	8	10	12	Total	
No	61.3	47.3	36.0	29.7	46.6	
Yes	38.7	52.7	64.0	70.3	53.4	
N of Valid	2542	2165	1630	1265	7602	
N of Miss	0	0	0	0	0	

Table 206: How wrong do your parents feel it would be for YOU to: drink beer, wine or hard liquor (for example, vodka, whiskey or gin) regularly?

Response	6	8	10	12	Total	
Very wrong	89.3	80.7	70.4	58.0	77.1	
Wrong	7.0	12.7	17.8	22.5	13.7	
A little bit wrong	2.9	5.3	9.9	15.5	7.4	
Not wrong at all	0.7	1.3	2.0	4.1	1.8	
N of Valid	2146	2050	1538	1202	6936	
N of Miss	394	113	92	61	660	

Table 207: How wrong do your parents feel it would be for YOU to: smoke cigarettes?

Response	6	8	10	12	Total	
Very wrong	93.7	89.1	81.8	73.4	86.2	
Wrong	4.4	7.7	11.9	15.7	9.0	
A little bit wrong	1.1	1.9	3.8	7.4	3.0	
Not wrong at all	0.8	1.2	2.5	3.5	1.8	
N of Valid	2145	2052	1538	1203	6938	
N of Miss	397	112	92	61	662	

Table 208: How wrong do your parents feel it would be for YOU to: smoke marijuana?

Response	6	8	10	12	Total	
Very wrong	97.7	93.3	86.5	81.6	91.1	
Wrong	1.5	4.4	7.8	10.5	5.3	
A little bit wrong	0.4	1.6	4.0	4.6	2.3	
Not wrong at all	0.4	0.7	1.6	3.3	1.3	
N of Valid	2129	2047	1531	1202	6909	
N of Miss	411	117	98	62	688	

Table 209: How wrong do your parents feel it would be for YOU to: steal something worth more than \$5?





Response	6	8	10	12	Total	
Very wrong	87.5	83.8	82.4	84.2	84.7	
Wrong	9.6	12.6	13.7	12.9	12.0	
A little bit wrong	2.3	2.4	2.6	2.4	2.4	
Not wrong at all	0.7	1.2	1.2	0.5	0.9	
N of Valid	2136	2049	1532	1198	6915	
N of Miss	406	115	96	66	683	

Table 210: How wrong do your parents feel it would be for YOU to: draw graffiti, write things, or draw pictures on buildings or other property (without the owner's permission)?





Response	6	8	10	12	Total	
Very wrong	93.4	87.8	84.6	84.1	88.2	
Wrong	4.2	7.9	10.4	11.6	7.9	
A little bit wrong	1.5	2.7	3.2	3.4	2.6	
Not wrong at all	1.0	1.6	1.8	0.9	1.3	
N of Valid	2138	2050	1533	1199	6920	
N of Miss	404	114	97	64	679	

Table 211: How wrong do your parents feel it would be for YOU to: pick a fight with someone?





Response	6	8	10	12	Total	
Very wrong	76.2	63.5	57.8	59.1	65.4	
Wrong	15.8	19.8	26.4	24.7	20.9	
A little bit wrong	6.5	12.5	13.1	13.2	10.9	
Not wrong at all	1.5	4.3	2.7	3.0	2.8	
N of Valid	2130	2045	1530	1197	6902	
N of Miss	407	115	99	67	688	

Table 212: During the past 12 months, have you talked with at least one of your parents about the dangers of underage drinking and/or drinking and driving? By parents, we mean either your biological parents, adoptive parents, stepparents, or adult guardians - whether or not they live with you.



Response	6	8	10	12	Total	
No	42.8	50.5	51.3	56.8	49.5	
Yes	57.2	49.5	48.7	43.2	50.5	
N of Valid	2001	1998	1508	1183	6690	
N of Miss	541	166	120	81	908	

Table 213: Have any of your brothers or sisters ever: drunk beer, wine or hard liquor (for example, vodka, whiskey or gin)?




Response	6	8	10	12	Total	
No	79.5	62.4	49.9	42.3	61.4	
Yes	16.3	33.6	45.7	53.6	34.5	
I don't have any brothers or sisters	4.1	3.9	4.3	4.1	4.1	
N of Valid	2092	2030	1524	1196	6842	
N of Miss	449	134	104	68	755	

Table 214: Have any of your brothers or sisters ever: smoked marijuana?




Response	6	8	10	12	Total	
No	93.2	82.9	71.0	65.6	80.4	
Yes	2.7	13.1	24.6	30.4	15.5	
I don't have any brothers or sisters	4.1	4.0	4.4	4.0	4.1	
N of Valid	2089	2031	1523	1195	6838	
N of Miss	449	134	106	69	758	

Table 215: Have any of your brothers or sisters ever: smoked cigarettes?




Response	6	8	10	12	Total	
No	83.7	74.0	65.3	60.7	72.7	
Yes	12.2	22.0	29.9	35.0	23.1	
I don't have any brothers or sisters	4.1	4.0	4.8	4.3	4.2	
N of Valid	2082	2029	1520	1193	6824	
N of Miss	458	136	109	71	774	

Table 216: Have any of your brothers or sisters ever: taken a handgun to school?




Response	6	8	10	12	Total	
No	95.4	95.1	94.2	94.4	94.9	
Yes	0.5	0.8	1.2	1.4	0.9	
I don't have any brothers or sisters	4.1	4.1	4.6	4.2	4.2	
N of Valid	2086	2028	1525	1195	6834	
N of Miss	455	137	105	68	765	

Table 217: Have any of your brothers or sisters ever: been suspended or expelled from school?




Response	6	8	10	12	Total	
No	83.6	78.2	72.9	74.3	78.0	
Yes	12.4	17.7	22.5	21.5	17.8	
I don't have any brothers or sisters	4.0	4.0	4.7	4.3	4.2	
N of Valid	2086	2029	1523	1198	6836	
N of Miss	455	134	107	66	762	

Table 218: The rules in my family are clear.





Response	6	8	10	12	Total	
NO!	1.6	2.5	3.0	3.0	2.4	
no	4.7	8.0	7.7	8.5	7.0	
yes	28.7	37.5	42.5	45.2	37.3	
YES!	65.1	52.0	46.7	43.3	53.3	
N of Valid	2059	2024	1523	1193	6799	
N of Miss	482	140	103	68	793	

Table 219: People in my family often insult or yell at each other.

Response	6	8	10	12	Total	
NO!	38.5	25.7	22.0	24.7	28.5	
no	36.2	41.9	42.9	44.0	40.8	
yes	18.5	23.8	24.8	23.7	22.4	
YES!	6.8	8.6	10.2	7.7	8.3	
N of Valid	2034	2010	1523	1196	6763	
N of Miss	502	152	104	68	826	

Table 220: When I am not at home, one of my parents knows where I am and who I am with.

Response	6	8	10	12	Total	
NO!	2.9	2.8	2.8	3.9	3.0	
no	3.7	6.9	7.7	10.2	6.7	
yes	24.8	35.9	43.6	49.1	36.6	
YES!	68.6	54.4	45.9	36.9	53.7	
N of Valid	2026	2016	1522	1192	6756	
N of Miss	515	147	108	69	839	

Table 221: We argue about the same things in my family over and over.

Response	6	8	10	12	Total	
NO!	40.4	22.6	17.7	17.2	25.9	
no	33.7	39.4	37.7	39.5	37.3	
yes	18.6	27.3	31.3	33.1	26.6	
YES!	7.3	10.7	13.3	10.1	10.2	
N of Valid	2020	2005	1522	1189	6736	
N of Miss	518	157	107	75	857	

Table 222: If you drank some beer or wine or liquor (for example, vodka, whiskey, or gin) without your parents' permission, would you be caught by your parents?

Response	6	8	10	12	Total	
NO!	6.5	7.0	9.8	14.3	8.8	
no	5.1	17.9	31.9	38.0	20.8	
yes	12.8	24.7	27.5	25.4	21.9	
YES!	75.7	50.4	30.7	22.2	48.4	
N of Valid	1998	2005	1518	1196	6717	
N of Miss	538	156	109	68	871	

Table 223: My family has clear rules about alcohol and drug use.

Response	6	8	10	12	Total	
NO!	2.9	4.1	3.2	5.2	3.7	
no	4.1	9.0	11.7	14.2	9.1	
yes	14.6	24.4	31.7	34.5	24.9	
YES!	78.4	62.4	53.4	46.1	62.3	
N of Valid	2013	2005	1522	1191	6731	
N of Miss	527	155	107	70	859	

Table 224: If you carried a handgun without your parents' permission, would you be caught by your parents?

Response	6	8	10	12	Total	
NO!	4.7	4.6	5.8	8.6	5.6	
no	2.8	7.7	12.2	18.6	9.2	
yes	12.3	21.2	27.7	26.7	21.0	
YES!	80.2	66.5	54.3	46.2	64.2	
N of Valid	1988	2004	1514	1189	6695	
N of Miss	550	157	115	74	896	

Table 225: If you skipped school would you be caught by your parents?

Response	6	8	10	12	Total	
NO!	4.1	5.1	6.2	10.5	6.0	
no	5.7	10.7	19.6	23.3	13.5	
yes	14.4	25.3	30.0	32.2	24.3	
YES!	75.8	58.9	44.1	34.0	56.2	
N of Valid	1994	2000	1518	1190	6702	
N of Miss	545	163	109	72	889	

Table 226: Do you feel very close to your mother?

Response	6	8	10	12	Total	
NO!	3.4	6.7	7.8	7.7	6.1	
no	4.8	9.8	13.3	13.5	9.8	
yes	17.0	27.1	30.0	33.8	25.9	
YES!	74.8	56.4	48.9	45.0	58.1	
N of Valid	1982	1992	1516	1188	6678	
N of Miss	556	170	112	75	913	

Table 227: Do you share your thoughts and feelings with your mother?

Response	6	8	10	12	Total	
NO!	8.5	12.4	12.6	12.3	11.3	
no	14.6	23.2	25.9	24.3	21.5	
yes	25.3	28.5	31.0	34.4	29.2	
YES!	51.6	35.9	30.5	29.0	38.1	
N of Valid	1969	1983	1520	1189	6661	
N of Miss	568	179	109	74	930	



Table 228: My parents ask me what I think before most family decisions affecting me are made.

Response	6	8	10	12	Total	
NO!	9.2	11.0	11.6	12.8	11.0	
no	15.5	22.6	26.8	23.5	21.7	
yes	34.3	37.2	37.7	41.7	37.3	
YES!	40.9	29.1	24.0	21.9	30.1	
N of Valid	1925	1983	1519	1194	6621	
N of Miss	615	179	109	70	973	

Table 229: Do you share your thoughts and feelings with your father?

Response	6	8	10	12	Total	
NO!	15.6	20.3	20.8	22.0	19.3	
no	19.6	27.0	28.7	29.3	25.6	
yes	26.6	27.7	29.7	28.7	28.0	
YES!	38.2	24.9	20.8	20.1	27.0	
N of Valid	1935	1977	1516	1189	6617	
N of Miss	601	185	111	75	972	

Table 230: Do you enjoy spending time with your mother?

Response	6	8	10	12	Total	
NO!	2.7	5.0	5.9	7.0	4.9	
no	3.2	8.1	10.7	10.1	7.6	
yes	23.6	37.5	41.6	43.8	35.5	
YES!	70.6	49.4	41.8	39.1	52.1	
N of Valid	1958	1994	1516	1184	6652	
N of Miss	580	165	111	77	933	

Table 231: Do you enjoy spending time with your father?

Response	6	8	10	12	Total	
NO!	6.5	9.6	11.0	12.5	9.5	
no	3.9	8.9	12.2	13.0	8.9	
yes	21.9	35.6	39.7	42.1	33.7	
YES!	67.7	45.9	37.1	32.4	47.9	
N of Valid	1942	1971	1513	1183	6609	
N of Miss	598	189	116	78	981	

Table 232: If I had a personal problem, I could ask my mom or dad for help.

Response	6	8	10	12	Total	
NO!	5.4	7.9	8.4	8.8	7.5	
no	5.6	11.6	16.2	13.8	11.3	
yes	21.4	32.6	35.9	38.9	31.2	
YES!	67.6	47.8	39.4	38.5	50.0	
N of Valid	1956	1985	1516	1191	6648	
N of Miss	584	174	113	71	942	

Table 233: Do you feel very close to your father?

Response	6	8	10	12	Total	
NO!	7.9	12.2	14.4	16.5	12.2	
no	7.6	15.7	18.8	19.8	14.8	
yes	21.1	28.1	32.5	33.0	28.0	
YES!	63.3	43.9	34.3	30.8	45.1	
N of Valid	1939	1976	1514	1189	6618	
N of Miss	601	185	114	75	975	

Table 234: My parents give me lots of chances to do fun things with them.


Response	6	8	10	12	Total	
NO!	3.8	7.2	8.6	10.0	7.0	
no	9.6	16.7	22.0	25.1	17.3	
yes	27.6	34.5	37.3	37.6	33.7	
YES!	59.0	41.6	32.2	27.3	42.0	
N of Valid	1959	1990	1517	1188	6654	
N of Miss	578	174	110	75	937	

Table 235: My parents ask if I've gotten my homework done.


Response	6	8	10	12	Total	
NO!	1.5	3.0	4.3	8.9	3.9	
no	2.2	7.1	13.6	22.4	9.9	
yes	22.2	34.2	39.9	40.2	33.1	
YES!	74.1	55.6	42.2	28.4	53.1	
N of Valid	1960	2006	1525	1196	6687	
N of Miss	581	156	104	68	909	

Table 236: People in my family have serious arguments.

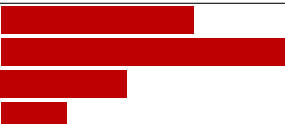
Response	6	8	10	12	Total	
NO!	41.3	28.2	21.4	21.5	29.2	
no	38.0	45.2	48.1	47.9	44.3	
yes	13.6	18.6	20.3	22.8	18.3	
YES!	7.1	8.0	10.2	7.8	8.2	
N of Valid	1926	1996	1517	1196	6635	
N of Miss	614	166	108	68	956	

Table 237: Would your parents know if you did not come home on time?

Response	6	8	10	12	Total	
NO!	2.9	3.4	3.2	4.7	3.4	
no	6.4	10.2	13.1	15.4	10.7	
yes	25.0	35.3	40.3	44.2	35.1	
YES!	65.8	51.1	43.4	35.7	50.8	
N of Valid	1917	1994	1517	1192	6620	
N of Miss	621	166	112	72	971	

Table 238: It is important to be honest with your parents, even if they become upset or you get punished.

Response	6	8	10	12	Total	
NO!	1.5	3.3	4.5	6.0	3.5	
no	3.8	9.6	11.3	11.0	8.6	
yes	21.7	35.6	42.4	45.1	34.8	
YES!	73.1	51.5	41.9	37.9	53.1	
N of Valid	1923	1994	1520	1192	6629	
N of Miss	617	169	109	69	964	

Table 239: My parents notice when I am doing a good job and let me know about it.

Response	6	8	10	12	Total	
Never or Almost Never	5.3	8.4	9.6	11.7	8.4	
Sometimes	16.7	25.6	30.6	35.9	26.0	
Often	29.6	31.8	33.0	29.0	30.9	
All the time	48.4	34.2	26.8	23.4	34.7	
N of Valid	1922	1997	1523	1194	6636	
N of Miss	618	167	106	69	960	

Table 240: How often do your parents tell you they're proud of you for something you've done?





Response	6	8	10	12	Total	
Never or Almost Never	4.8	9.3	11.9	13.7	9.4	
Sometimes	14.4	23.3	28.3	32.8	23.6	
Often	30.4	32.8	32.2	28.1	31.1	
All the time	50.4	34.6	27.7	25.4	35.9	
N of Valid	1905	1994	1526	1194	6619	
N of Miss	635	169	104	71	979	

Table 241: How many brothers and sisters, including stepbrothers and stepsisters, do you have that are younger than you?








Response	6	8	10	12	Total	
0	32.3	29.0	30.7	30.9	30.7	
1	33.8	33.0	30.9	31.4	32.5	
2	18.3	19.0	18.5	17.2	18.4	
3	7.8	8.8	9.7	9.1	8.8	
4	4.0	4.8	4.6	5.7	4.7	
5	1.5	2.2	2.0	2.6	2.0	
6 or more	2.2	3.3	3.6	3.0	3.0	
N of Valid	1882	1986	1516	1187	6571	
N of Miss	660	177	109	76	1022	

Table 242: How many brothers and sisters, including stepbrothers and stepsisters, do you have that are older than you?








Response	6	8	10	12	Total	
0	32.6	33.5	35.4	35.0	33.9	
1	31.0	28.9	26.7	28.1	28.8	
2	15.5	16.6	18.5	17.1	16.8	
3	9.9	9.9	8.5	9.0	9.4	
4	5.0	5.1	4.6	4.9	4.9	
5	2.7	2.8	2.8	2.3	2.7	
6 or more	3.4	3.1	3.5	3.6	3.4	
N of Valid	1886	1992	1523	1194	6595	
N of Miss	656	171	104	71	1002	

Table 243: Have you changed homes in the past year (the last 12 months)?



Response	6	8	10	12	Total	
No	73.6	73.8	76.4	78.5	75.2	
Yes	26.4	26.2	23.6	21.5	24.8	
N of Valid	1866	1993	1526	1193	6578	
N of Miss	676	172	103	72	1023	

Table 244: How many times have you changed homes since kindergarten?






Response	6	8	10	12	Total	
Never	30.4	22.8	19.2	17.6	23.2	
1 or 2 times	35.8	35.4	33.6	32.5	34.5	
3 or 4 times	19.7	21.3	23.1	24.6	21.9	
5 or 6 times	7.8	10.4	11.7	13.0	10.4	
7 or more times	6.3	10.1	12.3	12.4	9.9	
N of Valid	1845	1974	1517	1188	6524	
N of Miss	692	190	111	76	1069	

Table 245: Have you changed schools (including changing from elementary to middle and middle to high school) in the past year?



Response	6	8	10	12	Total	
No	44.1	66.6	74.2	80.6	64.5	
Yes	55.9	33.4	25.8	19.4	35.5	
N of Valid	1842	1974	1510	1188	6514	
N of Miss	698	191	119	76	1084	

Table 246: How many times have you changed schools since kindergarten (including changing from elementary to middle and middle to high school)?

Response	6	8	10	12	Total	
Never	15.9	11.2	10.0	11.7	12.3	
1 or 2 times	43.6	33.8	16.4	14.1	28.9	
3 or 4 times	27.8	34.2	39.0	41.5	34.9	
5 or 6 times	8.9	12.4	21.8	20.8	15.1	
7 or more times	3.9	8.4	12.8	11.8	8.8	
N of Valid	1827	1976	1517	1190	6510	
N of Miss	713	189	112	74	1088	

Table 247: Has anyone in your family ever had severe alcohol or drug problems?

Response	6	8	10	12	Total	
No	80.1	70.4	63.6	62.5	70.1	
Yes	19.9	29.6	36.4	37.5	29.9	
N of Valid	1823	1973	1518	1186	6500	
N of Miss	717	191	112	78	1098	

Table 248: About how many adults (over 21) have you known personally who in the past year have: used marijuana, crack, cocaine, or other drugs?

Response	6	8	10	12	Total	
0	84.2	75.2	59.4	53.2	70.0	
1	9.1	12.0	15.1	13.2	12.1	
2	3.3	4.9	9.9	11.5	6.8	
3-4	2.0	3.7	7.7	9.3	5.2	
5+	1.4	4.2	7.9	12.7	5.9	
N of Valid	1807	1967	1512	1188	6474	
N of Miss	734	198	118	75	1125	

Table 249: About how many adults (over 21) have you known personally who in the past year have: sold or dealt drugs?


Response	6	8	10	12	Total	
0	93.4	85.3	73.9	70.4	82.2	
1	4.2	7.7	11.8	10.3	8.2	
2	1.2	3.0	6.3	9.0	4.4	
3-4	0.4	1.9	4.0	4.6	2.5	
5+	0.8	2.0	4.0	5.7	2.8	
N of Valid	1803	1958	1512	1186	6459	
N of Miss	738	206	117	78	1139	

Table 250: About how many adults (over 21) have you known personally who in the past year have: done other things that could get them in trouble with the police, like stealing, selling stolen goods, mugging or assaulting others, etc.?


Response	6	8	10	12	Total	
0	87.0	78.0	69.3	68.4	76.7	
1	8.4	11.3	13.4	10.0	10.8	
2	2.2	4.4	7.2	9.1	5.3	
3-4	0.9	3.2	4.1	5.5	3.2	
5+	1.5	3.1	5.9	6.9	4.0	
N of Valid	1798	1960	1510	1185	6453	
N of Miss	742	204	120	78	1144	

Table 251: About how many adults (over 21) have you known personally who in the past year have: gotten drunk or high?


Response	6	8	10	12	Total	
0	67.8	50.6	37.0	31.7	48.7	
1	17.3	19.7	18.3	14.3	17.7	
2	5.6	9.4	11.6	12.3	9.4	
3-4	3.4	6.2	10.7	11.1	7.4	
5+	5.9	14.0	22.3	30.5	16.7	
N of Valid	1793	1960	1508	1185	6446	
N of Miss	747	203	121	79	1150	



Table 252: Have you seen or heard information about underage drinking in the past 12 months from the following sources? Radio



Response	6	8	10	12	Total	
No	47.2	42.3	42.3	40.3	43.3	
Yes	52.8	57.7	57.7	59.7	56.7	
N of Valid	1781	1941	1506	1180	6408	
N of Miss	759	222	122	84	1187	

Table 253: Have you seen or heard information about underage drinking in the past 12 months from the following sources? TV.



Response	6	8	10	12	Total	
No	23.7	21.7	20.6	18.8	21.5	
Yes	76.3	78.3	79.4	81.2	78.5	
N of Valid	1785	1936	1508	1180	6409	
N of Miss	756	229	122	84	1191	

Table 254: Have you seen or heard information about underage drinking in the past 12 months from the following sources? Print. This includes information on underage drinking you may have seen in the newspaper, on a billboard, in pamphlets, on stickers, etc.



Response	6	8	10	12	Total	
No	46.4	42.8	40.8	38.2	42.5	
Yes	53.6	57.2	59.2	61.8	57.5	
N of Valid	1770	1943	1501	1184	6398	
N of Miss	772	222	128	80	1202	

Table 255: Have you seen or heard information about underage drinking in the past 12 months from the following sources? Website or social media? (Facebook, Myspace, website, etc.)



Response	6	8	10	12	Total	
No	53.8	45.0	41.5	42.0	46.0	
Yes	46.2	55.0	58.5	58.0	54.0	
N of Valid	1769	1942	1501	1180	6392	
N of Miss	772	223	128	85	1208	

Table 256: The next questions ask about your opinions of the information you saw or heard. If you have seen or heard more than one ad, please think about your favorite ad when answering these questions. The information about underage drinking that I saw or heard was convincing.

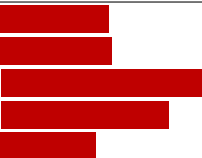
Response	6	8	10	12	Total	
NO!	19.6	15.5	11.6	13.0	15.2	
no	7.5	15.1	19.2	24.2	15.7	
yes	19.7	30.1	38.1	38.9	30.8	
YES!	35.6	26.3	19.6	15.2	25.1	
I have not seen or heard any ads about underage drinking in the past 12 months.	17.7	13.0	11.5	8.7	13.1	
N of Valid	1691	1917	1495	1176	6279	
N of Miss	845	244	130	87	1306	

Table 257: The next questions ask about your opinions of the information you saw or heard. If you have seen or heard more than one ad, please think about your favorite ad when answering these questions. The information about underage drinking that I saw or heard grabbed my attention.

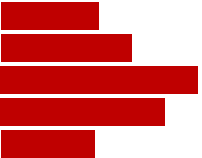
Response	6	8	10	12	Total	
NO!	16.9	13.3	10.8	12.4	13.5	
no	10.3	18.5	23.4	26.8	19.0	
yes	21.7	28.7	35.5	37.0	30.0	
YES!	33.8	26.9	18.6	15.0	24.5	
I have not seen or heard any ads about underage drinking in the past 12 months.	17.3	12.6	11.7	8.8	12.9	
N of Valid	1691	1918	1498	1175	6282	
N of Miss	849	246	131	89	1315	

Table 258: The next questions ask about your opinions of the information you saw or heard. If you have seen or heard more than one ad, please think about your favorite ad when answering these questions. The information about underage drinking that I saw or heard said something important to me.

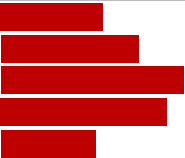
Response	6	8	10	12	Total	
NO!	16.1	14.5	12.0	14.5	14.3	
no	9.6	18.1	26.0	30.7	20.1	
yes	20.0	28.1	32.1	32.3	27.6	
YES!	37.0	26.7	17.9	13.7	24.9	
I have not seen or heard any ads about underage drinking in the past 12 months.	17.2	12.6	12.0	8.8	13.0	
N of Valid	1679	1914	1495	1172	6260	
N of Miss	861	250	134	92	1337	

Table 259: The next questions ask about your opinions of the information you saw or heard. If you have seen or heard more than one ad, please think about your favorite ad when answering these questions. Seeing or hearing this information about underage drinking made me want to stop or decrease my drinking.










Response	6	8	10	12	Total	
NO!	15.7	15.4	15.1	20.0	16.3	
no	4.0	13.3	23.3	28.2	16.2	
yes	7.5	16.9	22.6	24.0	17.3	
YES!	37.2	29.7	21.4	14.9	26.8	
I have not seen or heard any ads about underage drinking in the past 12 months.	35.6	24.7	17.6	12.9	23.5	
N of Valid	1533	1829	1452	1158	5972	
N of Miss	1003	333	176	107	1619	

Table 260: How honest were you in filling out this survey?

Response	6	8	10	12	Total	
I was very honest	86.3	79.0	78.2	78.8	80.8	
I was honest pretty much of the time	12.0	17.6	17.1	16.5	15.7	
I was honest some of the time	1.3	2.7	3.7	3.1	2.6	
I was honest once in a while	0.4	0.8	1.0	1.5	0.9	
I was not honest at all	0.0	0.0	0.0	0.0	0.0	
N of Valid	1778	1945	1514	1180	6417	
N of Miss	761	218	115	82	1176	