

2011 APNA

Arkansas Prevention Needs Assessment Student Survey



Benton County Tables

**Arkansas Department of Human Services
Division of Behavioral Health Services**

Conducted by International Survey Associates dba Pride Surveys

Contents

1	INTRODUCTION	11
2	PERCENTAGE TABLES	16

List of Tables

1	Sex	17
2	Age	17
3	Are you Hispanic or Latino?	17
4	What is your race? Black or African American	18
5	What is your race? Asian	18
6	What is your race? American Indian	18
7	What is your race? Alaska Native	18
8	What is your race? White	19
9	What is your race? Native Hawaiian or Other Pacific Islander	19
10	What is your race? Other	19
11	What is the highest level of schooling completed by your mother or father?	20
12	Think of where you live most of the time. Which of the following people live there with you? Mother	20
13	Think of where you live most of the time. Which of the following people live there with you? Stepmother	20
14	Think of where you live most of the time. Which of the following people live there with you? Foster Mother	21
15	Think of where you live most of the time. Which of the following people live there with you? Grandmother	21
16	Think of where you live most of the time. Which of the following people live there with you? Aunt	21
17	Think of where you live most of the time. Which of the following people live there with you? Father	21
18	Think of where you live most of the time. Which of the following people live there with you? Stepfather	22
19	Think of where you live most of the time. Which of the following people live there with you? Foster Father	22
20	Think of where you live most of the time. Which of the following people live there with you? Grandfather	22
21	Think of where you live most of the time. Which of the following people live there with you? Uncle	22
22	Think of where you live most of the time. Which of the following people live there with you? Other Adults	23
23	Think of where you live most of the time. Which of the following people live there with you? Brother(s)	23
24	Think of where you live most of the time. Which of the following people live there with you? Stepbrother(s)	23
25	Think of where you live most of the time. Which of the following people live there with you? Sister(s)	23
26	Think of where you live most of the time. Which of the following people live there with you? Stepsister(s)	24

27	Think of where you live most of the time. Which of the following people live there with you? Other Children	24
28	In my school, students have lots of chances to help decide things like class activities and rules.	24
29	Teachers ask me to work on special classroom projects.	24
30	My teacher(s) notices when I am doing a good job and lets me know about it.	25
31	There are lots of chances for students in my school to get involved in sports, clubs, and other school activities outside of class.	25
32	There are lots of chances for students in my school to talk with a teacher one-on-one.	25
33	I feel safe at my school.	26
34	The school lets my parents know when I have done something well.	26
35	My teachers praise me when I work hard in school.	26
36	Are your school grades better than the grades of most students in your class?	27
37	I have lots of chances to be part of class discussions or activities.	27
38	Now thinking back over the past year in school, how often did you: enjoy being in school?	27
39	Now thinking back over the past year in school, how often did you: hate being in school?	28
40	Now thinking back over the past year in school, how often did you: try to do your best work in school?	28
41	How often do you feel that the school work you are assigned is meaningful and important?	28
42	Putting them all together, what were your grades like last year?	29
43	How important do you think the things you are learning in school are going to be for your later life?	29
44	How interesting are most of your courses to you?	29
45	During the LAST FOUR WEEKS how many whole days of school have you missed because you skipped or 'cut'?	30
46	What are the chances you would be seen as cool if you: smoked cigarettes?	30
47	What are the chances you would be seen as cool if you: worked hard at school?	30
48	What are the chances you would be seen as cool if you: began drinking alcoholic beverages regularly, that is, at least once or twice a month?	31
49	What are the chances you would be seen as cool if you: defended someone who was being verbally abused at school?	31
50	What are the chances you would be seen as cool if you: smoked marijuana?	31
51	What are the chances you would be seen as cool if you: carried a handgun?	32

52	What are the chances you would be seen as cool if you: regularly volunteered to do community service?	32
53	Think of your four best friends (the friends you feel closest to). In the past year (12 months), how many of your best friends have: participated in clubs, organizations or activities at school?	32
54	Think of your four best friends (the friends you feel closest to). In the past year (12 months), how many of your best friends have: smoked cigarettes?	33
55	Think of your four best friends (the friends you feel closest to). In the past year (12 months), how many of your best friends have: tried beer, wine or hard liquor (for example, vodka, whiskey, or gin) when their parents didn't know about it?	33
56	Think of your four best friends (the friends you feel closest to). In the past year (12 months), how many of your best friends have: made a commitment to stay drug-free?	33
57	Think of your four best friends (the friends you feel closest to). In the past year (12 months), how many of your best friends have: used marijuana?	34
58	Think of your four best friends (the friends you feel closest to). In the past year (12 months), how many of your best friends have: tried to do well in school?	34
59	Think of your four best friends (the friends you feel closest to). In the past year (12 months), how many of your best friends have: used LSD, cocaine, amphetamines, or other illegal drugs?	34
60	Think of your four best friends (the friends you feel closest to). In the past year (12 months), how many of your best friends have: been suspended from school?	35
61	Think of your four best friends (the friends you feel closest to). In the past year (12 months), how many of your best friends have: liked school?	35
62	Think of your four best friends (the friends you feel closest to). In the past year (12 months), how many of your best friends have: carried a handgun?	35
63	Think of your four best friends (the friends you feel closest to). In the past year (12 months), how many of your best friends have: sold illegal drugs?	36
64	Think of your four best friends (the friends you feel closest to). In the past year (12 months), how many of your best friends have: regularly attended religious services?	36
65	Think of your four best friends (the friends you feel closest to). In the past year (12 months), how many of your best friends have: stolen or tried to steal a motor vehicle such as a car or motorcycle?	36
66	Think of your four best friends (the friends you feel closest to). In the past year (12 months), how many of your best friends have: been arrested?	37

67	Think of your four best friends (the friends you feel closest to). In the past year (12 months), how many of your best friends have: dropped out of school?	37
68	Think of your four best friends (the friends you feel closest to). In the past year (12 months), how many of your best friends have: been members of a gang?	37
69	How old were you when you first: smoked marijuana?	38
70	How old were you when you first: smoked a cigarette, even just a puff?	38
71	How old were you when you first: had more than a sip or two of beer, wine or hard liquor (for example, vodka, whiskey, or gin)? . . .	39
72	How old were you when you first: began drinking alcoholic beverages regularly, that is, at least once or twice a month?	39
73	How old were you when you first: used phenoxydine (pox, px, breeze)?	40
74	How old were you when you first: got suspended from school? . . .	40
75	How old were you when you first: got arrested?	41
76	How old were you when you first: carried a handgun?	41
77	How old were you when you first: attacked someone with the idea of seriously hurting them?	42
78	How old were you when you first: belonged to a gang?	42
79	How wrong do you think it is for someone your age to: take a handgun to school?	43
80	How wrong do you think it is for someone your age to: steal anything worth more than \$5?	43
81	How wrong do you think it is for someone your age to: pick a fight with someone?	43
82	How wrong do you think it is for someone your age to: attack someone with the idea of seriously hurting them?	44
83	How wrong do you think it is for someone your age to: stay away from school all day when their parents think they are at school? . .	44
84	How wrong do you think it is for someone your age to: drink beer, wine or hard liquor (for example, vodka, whiskey, or gin) regularly? .	44
85	How wrong do you think it is for someone your age to: smoke cigarettes?	45
86	How wrong do you think it is for someone your age to: smoke marijuana?	45
87	How wrong do you think it is for someone your age to: use LSD, cocaine, amphetamines or another illegal drug?	45
88	At school during the past 12 months, did you receive help from the resource teacher, speech therapist or other special education teacher?	46
89	How many times in the past year (12 months) have you: been suspended from school?	46
90	How many times in the past year (12 months) have you: carried a handgun?	46

91	How many times in the past year (12 months) have you: sold illegal drugs?	47
92	How many times in the past year (12 months) have you: stolen or tried to steal a motor vehicle such as a car or motorcycle?	47
93	How many times in the past year (12 months) have you: participated in clubs, organizations or activities at school?	48
94	How many times in the past year (12 months) have you: been arrested?	48
95	How many times in the past year (12 months) have you: done extra work on your own for school?	49
96	How many times in the past year (12 months) have you: attacked someone with the idea of seriously hurting them?	49
97	How many times in the past year (12 months) have you: been drunk or high at school?	50
98	How many times in the past year (12 months) have you: volunteered to do community service?	50
99	How many times in the past year (12 months) have you: taken a handgun to school?	51
100	Are you currently on probation, or assigned a probation officer with Juvenile Court?	51
101	Have you ever belonged to a gang?	51
102	If you have ever belonged to a gang, did that gang have a name? . .	52
103	How many times have you done the following things? done what feels good no matter what.	52
104	How many times have you done the following things? done something dangerous because someone dared you to do it.	52
105	How many times have you done the following things? done crazy things even if they are a little dangerous.	53
106	You're looking at CD's in a music store with a friend. You look up and see her slip a CD under her coat. She smiles and says 'Which one do you want? Go ahead, take it while nobody's around.' There is nobody in sight, no employees and no other customers. What would you do now?	53
107	You are visiting another part of town, and you don't know any of the people your age there. You are walking down the street, and some teenager you don't know is walking toward you. He is about your size, and as he is about to pass you, he deliberately bumps into you and you almost lose your balance. What would you say or do? .	53
108	You are at a party at someone's house, and one of your friends offers you a drink containing alcohol. What would you say or do?	54
109	It's 8:00 on a weeknight and you are about to go over to a friend's home when your mother asks you where you are going. You say 'Oh, just going to go hang out with some friends.' She says, 'No, you'll just get into trouble if you go out. Stay home tonight.' What would you do now?	54
110	How often do you attend religious services or activities?	54

111	I do the opposite of what people tell me, just to get them mad. . .	55
112	I like to see how much I can get away with.	55
113	I ignore rules that get in my way.	55
114	I think sometimes it's okay to cheat at school.	56
115	It is important to think before you act.	56
116	Sometimes I think that life is not worth it.	56
117	At times I think I am no good at all.	57
118	All in all, I am inclined to think that I am a failure.	57
119	In the past year, have you felt depressed or sad MOST days, even if you felt okay sometimes?	57
120	It is all right to beat up people if they start the fight.	58
121	I think it is okay to take something without asking if you can get away with it.	58
122	Sometimes we don't know what we will do as adults, but we may have an idea. Please answer how true these statements may be for you. WHEN I AM AN ADULT I WILL: smoke cigarettes.	58
123	Sometimes we don't know what we will do as adults, but we may have an idea. Please answer how true these statements may be for you. WHEN I AM AN ADULT I WILL: drink beer, wine, or liquor.	59
124	Sometimes we don't know what we will do as adults, but we may have an idea. Please answer how true these statements may be for you. WHEN I AM AN ADULT I WILL: smoke marijuana.	59
125	Sometimes we don't know what we will do as adults, but we may have an idea. Please answer how true these statements may be for you. WHEN I AM AN ADULT I WILL: use LSD, cocaine, amphetamines or another illegal drug.	59
126	How much do you think people risk harming themselves (physically or in other ways) if they: smoked one or more packs of cigarettes per day?	60
127	How much do you think people risk harming themselves (physically or in other ways) if they: try marijuana once or twice?	60
128	How much do you think people risk harming themselves (physically or in other ways) if they: smoke marijuana regularly?	60
129	How much do you think people risk harming themselves (physically or in other ways) if they: take one or two drinks of an alcoholic beverage (beer, wine, liquor) nearly every day?	61
130	How much do you think people risk harming themselves (physically or in other ways) if they: have five or more drinks once or twice each weekend?	61
131	Have you ever used smokeless tobacco (chew, snuff, plug, dipping tobacco, or chewing tobacco)?	61
132	How often have you taken smokeless tobacco during the past 30 days?	62
133	Have you ever smoked cigarettes?	62
134	How frequently have you smoked cigarettes during the past 30 days?	62

135	Which statement best describes rules about smoking inside your home?	63
136	Which statement best describes rules about smoking in your family cars?	63
137	During this school year, were you taught in any of your classes about the dangers of tobacco use?	64
138	During the past 12 months, have you participated in any community activities to discourage people your age from using cigarettes, chewing tobacco, snuff, dip or cigars?	64
139	On how many occasions have you had alcoholic beverages (beer, wine or hard liquor) to drink in your lifetime - more than just a few sips?	64
140	On how many occasions have you had beer, wine or hard liquor to drink during the past 30 days?	65
141	On how many occasions have you used marijuana (grass, pot) or hashish (hash, hash oil) in your lifetime?	65
142	On how many occasions have you used marijuana (grass, pot) or hashish (hash, hash oil) during the past 30 days?	65
143	On how many occasions have you used LSD or other psychedelics in your lifetime?	66
144	On how many occasions have you used LSD or other psychedelics during the past 30 days?	66
145	On how many occasions have you used cocaine or crack in your lifetime?	66
146	On how many occasions have you used cocaine or crack during the past 30 days?	67
147	On how many occasions have you sniffed glue, breathed the contents of an aerosol spray can, or inhaled other gases or sprays, in order to get high in your lifetime?	67
148	On how many occasions have you sniffed glue, breathed the contents of an aerosol spray can, or inhaled other gases or sprays, in order to get high during the past 30 days?	68
149	On how many occasions have you used phenoxydine (pox, px, breeze) in your lifetime?	68
150	On how many occasions have you used phenoxydine (pox, px, breeze) during the past 30 days?	69
151	On how many occasions have you used sedatives (tranquilizers, such as Valium or Xanax, barbiturates, or sleeping pills) without a doctor telling you to take them, in your lifetime?	69
152	On how many occasions have you used sedatives (tranquilizers, such as Valium or Xanax, barbiturates, or sleeping pills) without a doctor telling you to take them, during the past 30 days?	70
153	On how many occasions have you used methamphetamines (meth, speed, crank, crystal meth) in your lifetime?	70

154	On how many occasions have you used methamphetamines (meth, speed, crank, crystal meth) in the past 30 days?	71
155	On how many occasions have you used stimulants, other than Methamphetamines (such as amphetamines, Ritalin or Dexedrine) without a doctor telling you to take them, in your lifetime?	71
156	On how many occasions have you used stimulants, other than Methamphetamines (such as amphetamines, Ritalin or Dexedrine) without a doctor telling you to take them, during the past 30 days?	72
157	On how many occasions have you used heroin or other opiates in your lifetime?	72
158	On how many occasions have you used heroin or other opiates during the past 30 days?	73
159	On how many occasions have you used MDMA ('X', 'E', or ecstasy) in your lifetime?	73
160	On how many occasions have you used MDMA ('X', 'E', or ecstasy) during the past 30 days?	73
161	On how many occasions have you taken prescription drugs (such as Valium, Xanax, Ritalin, Adderall, OxyContin, Darvocet, or sleeping pills) on your own-that is, without a doctor telling you to take them in your lifetime?	74
162	On how many occasions have you taken prescription drugs (such as Valium, Xanax, Ritalin, Adderall, OxyContin, Darvocet, or sleeping pills) on your own-that is, without a doctor telling you to take them during the past 30 days?	74
163	On how many occasions have you taken non-prescription medicines such as diet pills (for example, Dietac, Dexatrim or Prolamine), stay-awake pills (for example No-Doz, Vivarin, or Wake), or cough or cold medicines (robos, DXM, etc.) to get high in your lifetime?	75
164	On how many occasions have you taken non-prescription medicines such as diet pills (for example, Dietac, Dexatrim or Prolamine), stay-awake pills (for example No-Doz, Vivarin, or Wake), or cough or cold medicines (robos, DXM, etc.) to get high during the past 30 days?	75
165	On how many occasions have you been drunk or very high from drinking alcoholic beverages during the past 30 days?	76
166	On how many occasions have you drunk flavored alcoholic beverages, sometimes called 'alcopops' (like Mike's Hard Lemonade, Smirnoff Ice, Bacardi Breezers, etc.) in your lifetime?	76
167	On how many occasions have you drunk flavored alcoholic beverages, sometimes called 'alcopops' (like Mike's Hard Lemonade, Smirnoff Ice, Bacardi Breezers, etc.) during the past 30 days?	77
168	Think back over the last two weeks. How many times have you had five or more alcoholic drinks in a row?	77
169	During the past 30 days, how many times did you ride in a car or other vehicle driven by someone who had been drinking alcohol?	77

170	During the past 30 days, how many times did you drive a car or other vehicle when you had been drinking alcohol?	78
171	If you drank alcohol (not just a sip or taste) in the past year, how did you usually get it?	78
172	If you drank alcohol (not just a sip or taste) in the past year, where did you usually drink it?	79
173	During the last month, about how many marijuana cigarettes, or the equivalent, did you smoke a day, on the average?	79
174	How wrong would most adults (over 21) in your neighborhood think it is for kids your age: to use marijuana?	80
175	How wrong would most adults (over 21) in your neighborhood think it is for kids your age: to drink alcohol?	80
176	How wrong would most adults (over 21) in your neighborhood think it is for kids your age: to smoke cigarettes?	80
177	How much do each of the following statements describe your neighborhood? crime and/or drug selling	81
178	How much do each of the following statements describe your neighborhood? fights	81
179	How much do each of the following statements describe your neighborhood? lots of empty or abandoned buildings	81
180	How much do each of the following statements describe your neighborhood? lots of graffiti	82
181	If I had to move, I would miss the neighborhood I now live in.	82
182	My neighbors notice when I am doing a good job and let me know about it.	82
183	I like my neighborhood.	83
184	There are lots of adults in my neighborhood I could talk to about something important.	83
185	I'd like to get out of my neighborhood.	83
186	There are people in my neighborhood who are proud of me when I do something well.	84
187	There are people in my neighborhood who encourage me to do my best.	84
188	I feel safe in my neighborhood.	84
189	Which of the following activities for people your age are available in your community? sports teams?	85
190	Which of the following activities for people your age are available in your community? scouting?	85
191	Which of the following activities for people your age are available in your community? boys and girls clubs?	85
192	Which of the following activities for people your age are available in your community? 4-H clubs?	85
193	Which of the following activities for people your age are available in your community? service clubs?	86

194	If a kid smoked marijuana in your neighborhood would he or she be caught by the police?	86
195	If a kid drank some beer, wine or hard liquor (for example, vodka, whiskey, or gin) in your neighborhood would he or she be caught by the police?	86
196	If a kid carried a handgun in your neighborhood would he or she be caught by the police?	87
197	If you wanted to get some cigarettes, how easy would it be for you to get some?	87
198	If you wanted to get some beer, wine or hard liquor (for example, vodka, whiskey, or gin), how easy would it be for you to get some?	87
199	If you wanted to get a drug like cocaine, LSD, or amphetamines, how easy would it be for you to get some?	88
200	If you wanted to get a handgun, how easy would it be for you to get one?	88
201	If you wanted to get some marijuana, how easy would it be for you to get some?	88
202	During the past 12 months, have you participated in any alcohol prevention programs or seen any alcohol prevention messages in your school or community? Yes, a school-based program focused on preventing underage drinking and/or drinking and driving.	89
203	During the past 12 months, have you participated in any alcohol prevention programs or seen any alcohol prevention messages in your school or community? Yes, a community-based program focused on preventing underage drinking and/or drinking and driving (for example, through your church or temple or through youth groups like Boys and Girls Club or 4-H).	89
204	During the past 12 months, have you participated in any alcohol prevention programs or seen any alcohol prevention messages in your school or community? Yes, a media campaign addressing underage drinking and/or drinking and driving (for example, newspaper ads, posters, pamphlets, radio, TV).	89
205	During the past 12 months, have you participated in any alcohol prevention programs or seen any alcohol prevention messages in your school or community? No	89
206	How wrong do your parents feel it would be for YOU to: drink beer, wine or hard liquor (for example, vodka, whiskey or gin) regularly?	90
207	How wrong do your parents feel it would be for YOU to: smoke cigarettes?	90
208	How wrong do your parents feel it would be for YOU to: smoke marijuana?	90
209	How wrong do your parents feel it would be for YOU to: steal something worth more than \$5?	91

210	How wrong do your parents feel it would be for YOU to: draw graffiti, write things, or draw pictures on buildings or other property (without the owner's permission)?	91
211	How wrong do your parents feel it would be for YOU to: pick a fight with someone?	91
212	During the past 12 months, have you talked with at least one of your parents about the dangers of underage drinking and/or drinking and driving? By parents, we mean either your biological parents, adoptive parents, stepparents, or adult guardians - whether or not they live with you.	92
213	Have any of your brothers or sisters ever: drunk beer, wine or hard liquor (for example, vodka, whiskey or gin)?	92
214	Have any of your brothers or sisters ever: smoked marijuana?	92
215	Have any of your brothers or sisters ever: smoked cigarettes?	92
216	Have any of your brothers or sisters ever: taken a handgun to school?	93
217	Have any of your brothers or sisters ever: been suspended or expelled from school?	93
218	The rules in my family are clear.	93
219	People in my family often insult or yell at each other.	94
220	When I am not at home, one of my parents knows where I am and who I am with.	94
221	We argue about the same things in my family over and over.	94
222	If you drank some beer or wine or liquor (for example, vodka, whiskey, or gin) without your parents' permission, would you be caught by your parents?	95
223	My family has clear rules about alcohol and drug use.	95
224	If you carried a handgun without your parents' permission, would you be caught by your parents?	95
225	If you skipped school would you be caught by your parents?	96
226	Do you feel very close to your mother?	96
227	Do you share your thoughts and feelings with your mother?	96
228	My parents ask me what I think before most family decisions affecting me are made.	97
229	Do you share your thoughts and feelings with your father?	97
230	Do you enjoy spending time with your mother?	97
231	Do you enjoy spending time with your father?	98
232	If I had a personal problem, I could ask my mom or dad for help.	98
233	Do you feel very close to your father?	98
234	My parents give me lots of chances to do fun things with them.	99
235	My parents ask if I've gotten my homework done.	99
236	People in my family have serious arguments.	99
237	Would your parents know if you did not come home on time?	100
238	It is important to be honest with your parents, even if they become upset or you get punished.	100

239	My parents notice when I am doing a good job and let me know about it.	100
240	How often do your parents tell you they're proud of you for something you've done?	101
241	How many brothers and sisters, including stepbrothers and sisters, do you have that are younger than you?	101
242	How many brothers and sisters, including stepbrothers and sisters, do you have that are older than you?	101
243	Have you changed homes in the past year (the last 12 months)?	102
244	How many times have you changed homes since kindergarten?	102
245	Have you changed schools (including changing from elementary to middle and middle to high school) in the past year?	102
246	How many times have you changed schools since kindergarten (including changing from elementary to middle and middle to high school)?	103
247	Has anyone in your family ever had severe alcohol or drug problems?	103
248	About how many adults (over 21) have you known personally who in the past year have: used marijuana, crack, cocaine, or other drugs?	103
249	About how many adults (over 21) have you known personally who in the past year have: sold or dealt drugs?	104
250	About how many adults (over 21) have you known personally who in the past year have: done other things that could get them in trouble with the police, like stealing, selling stolen goods, mugging or assaulting others, etc.?	104
251	About how many adults (over 21) have you known personally who in the past year have: gotten drunk or high?	104
252	Have you seen or heard information about underage drinking in the past 12 months from the following sources? Radio	105
253	Have you seen or heard information about underage drinking in the past 12 months from the following sources? TV.	105
254	Have you seen or heard information about underage drinking in the past 12 months from the following sources? Print. This includes information on underage drinking you may have seen in the newspaper, on a billboard, in pamphlets, on stickers, etc.	105
255	Have you seen or heard information about underage drinking in the past 12 months from the following sources? Website or social media? (Facebook, Myspace, website, etc.)	105
256	The next questions ask about your opinions of the information you saw or heard. If you have seen or heard more than one ad, please think about your favorite ad when answering these questions. The information about underage drinking that I saw or heard was convincing.	106

257	The next questions ask about your opinions of the information you saw or heard. If you have seen or heard more than one ad, please think about your favorite ad when answering these questions. The information about underage drinking that I saw or heard grabbed my attention.	106
258	The next questions ask about your opinions of the information you saw or heard. If you have seen or heard more than one ad, please think about your favorite ad when answering these questions. The information about underage drinking that I saw or heard said something important to me.	106
259	The next questions ask about your opinions of the information you saw or heard. If you have seen or heard more than one ad, please think about your favorite ad when answering these questions. Seeing or hearing this information about underage drinking made me want to stop or decrease my drinking.	107
260	How honest were you in filling out this survey?	107

List of Figures

1	Grade Chart	12
2	Gender Chart	13
3	Age Chart	14
4	Ethnic Origin Chart	15

1 INTRODUCTION

This report was generated from data collected on the *2011 Arkansas Prevention Needs Assessment Student Survey*. This report contains basic frequency tables of all data collected and graphs on the selected demographic variables of grade, gender, age and ethnic origin. The graph on ethnic origin is represented as a bar chart rather than as a pie chart. This is because students were allowed to mark more than one response for ethnic origin as opposed to being allowed to mark only one response. The bars represent the percent of students who marked each of the ethnic categories.

Questions regarding the information found in this report can be directed to:

Pride Surveys

160 Vanderbilt Court
Bowling Green, KY 42103
1-800-279-6361
www.pridesurveys.com

Grade Chart

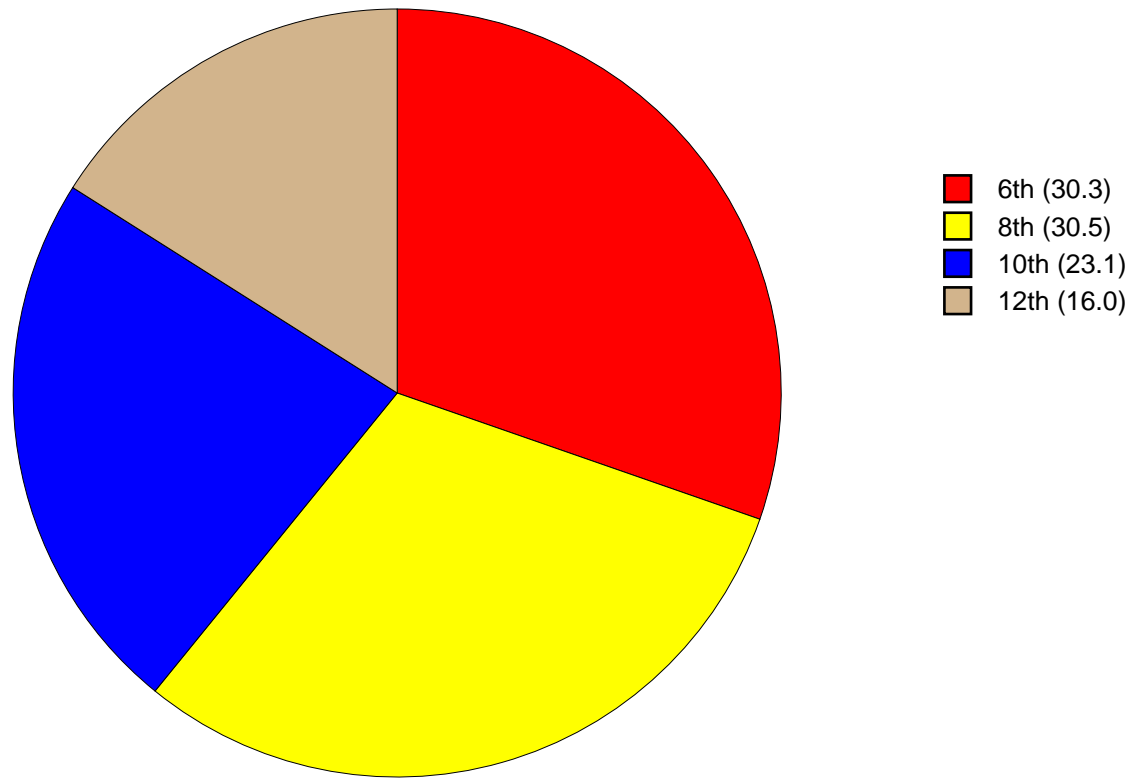


Figure 1: Grade Chart

Gender Chart

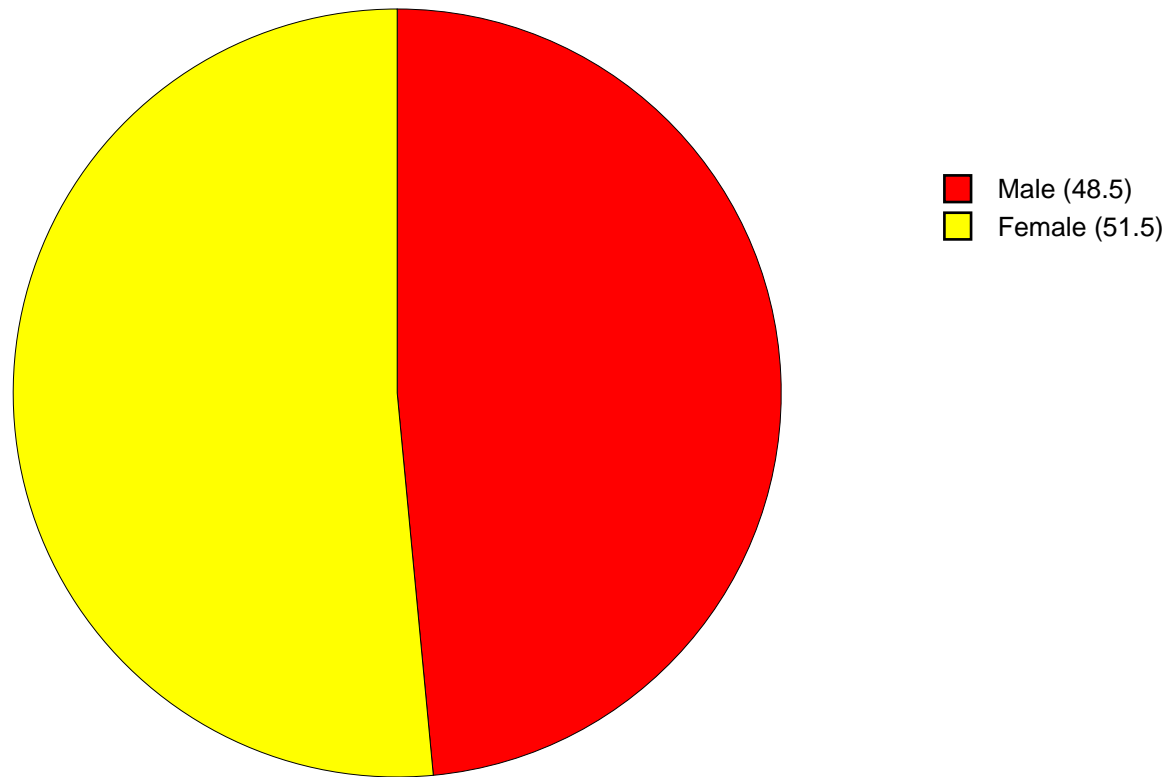


Figure 2: Gender Chart

Age Chart

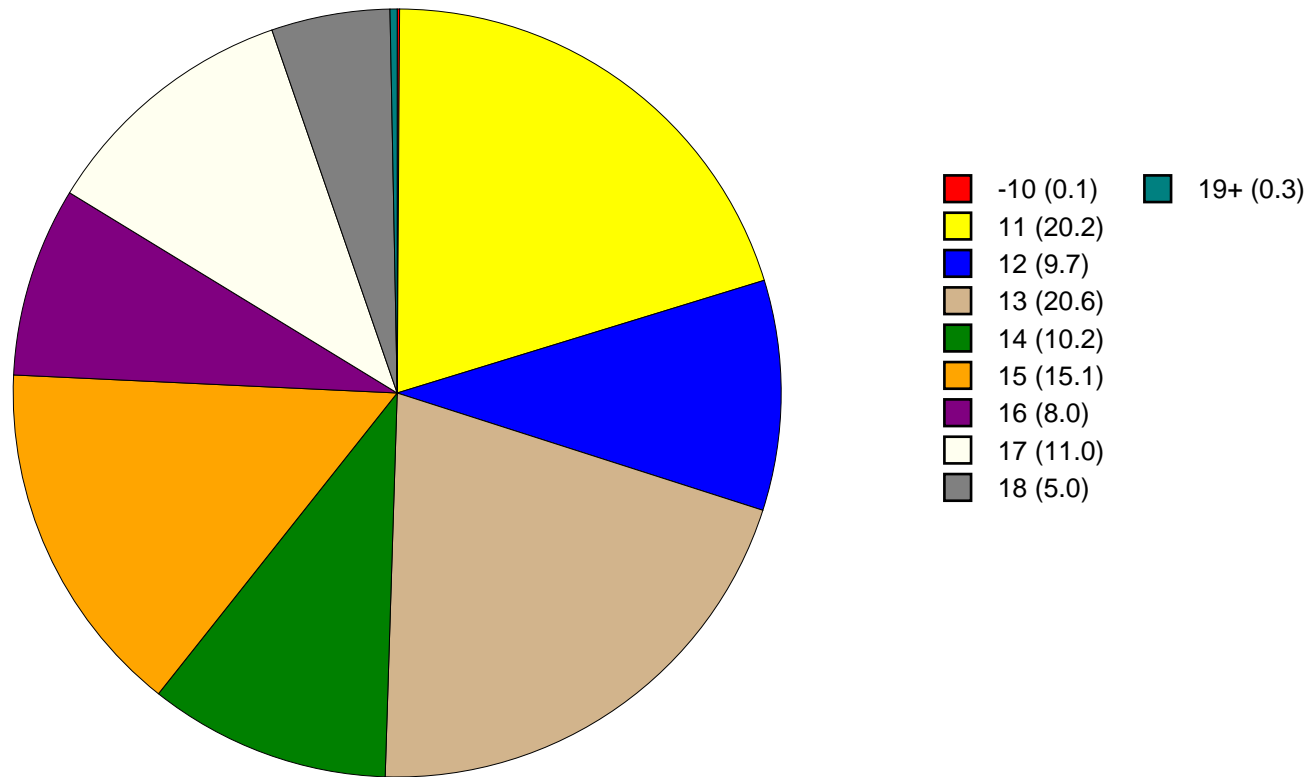


Figure 3: Age Chart

Ethnic Origin Chart

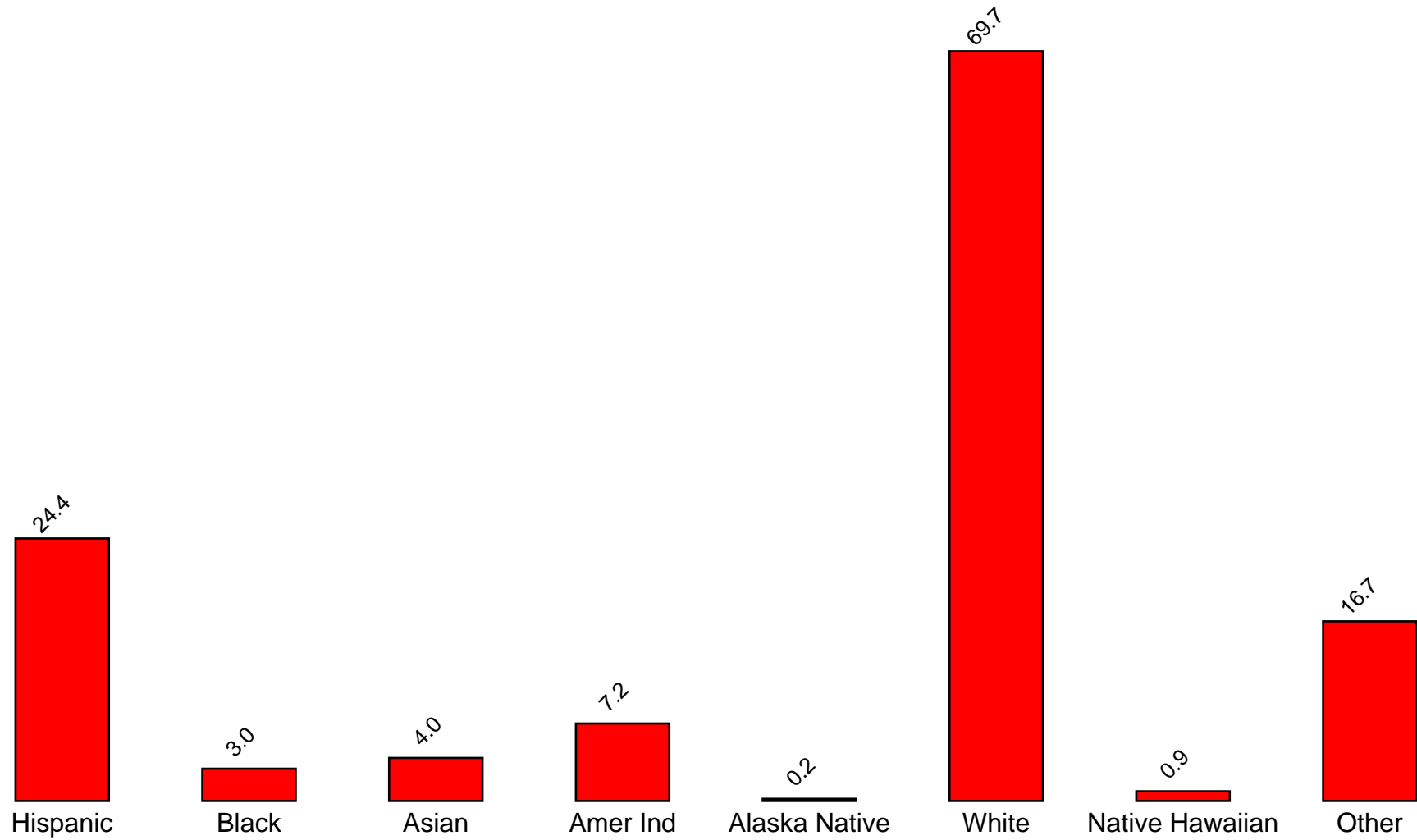


Figure 4: Ethnic Origin Chart

2 PERCENTAGE TABLES

The following tables contain frequency distribution detailing how your students responded to each question on the survey. The tables appear in the same order as the questions on the survey. The tables include breakdowns by grade level as well as overall percentages. The *N of Valid* row is a frequency count of the number of valid responses to each question for each grade and overall. The *N of Miss* row is a frequency count of the number of invalid (marked more than one response) or missing (i.e. did not respond) responses to each question for each grade and overall.

For the questions that allowed more than one response (i.e. race, live with, etc.) each response becomes a separate table. If a student did not mark the response, that was counted as a NO response, and if they did mark the response, that was counted as a YES response. Since a non response is a valid response for these questions, the *N of Miss* will always be zero for these questions.

Table 1: Sex



Response	6	8	10	12	Total	
Male	49.0	48.6	46.5	50.6	48.5	
Female	51.0	51.4	53.5	49.4	51.5	
N of Valid	2365	2388	1807	1250	7810	
N of Miss	25	17	13	9	64	

Table 2: Age











Response	6	8	10	12	Total	
10 or younger	0.3	0.0	0.0	0.0	0.1	
11	66.4	0.0	0.0	0.0	20.2	
12	31.3	0.6	0.0	0.0	9.7	
13	2.0	65.4	0.0	0.0	20.6	
14	0.0	32.2	1.5	0.0	10.2	
15	0.0	1.8	62.8	0.0	15.1	
16	0.0	0.0	33.2	1.9	8.0	
17	0.0	0.0	2.4	65.4	11.0	
18	0.0	0.0	0.2	30.8	5.0	
19 or older	0.0	0.0	0.0	1.9	0.3	
N of Valid	2384	2400	1818	1258	7860	
N of Miss	6	5	5	1	16	

Table 3: Are you Hispanic or Latino?



Response	6	8	10	12	Total	
No	76.2	77.1	72.5	76.3	75.6	
Yes	23.8	22.9	27.5	23.7	24.4	
N of Valid	2284	2359	1803	1238	7684	
N of Miss	106	46	20	20	192	

Table 4: What is your race? Black or African American



Response	6	8	10	12	Total	
No	97.1	96.4	97.0	98.2	97.0	
Yes	2.9	3.6	3.0	1.8	3.0	
N of Valid	2390	2405	1823	1259	7877	
N of Miss	0	0	0	0	0	

Table 5: What is your race? Asian



Response	6	8	10	12	Total	
No	95.7	95.9	96.5	95.9	96.0	
Yes	4.3	4.1	3.5	4.1	4.0	
N of Valid	2390	2405	1823	1259	7877	
N of Miss	0	0	0	0	0	

Table 6: What is your race? American Indian



Response	6	8	10	12	Total	
No	89.5	92.6	95.2	95.9	92.8	
Yes	10.5	7.4	4.8	4.1	7.2	
N of Valid	2390	2405	1823	1259	7877	
N of Miss	0	0	0	0	0	

Table 7: What is your race? Alaska Native



Response	6	8	10	12	Total	
No	99.8	99.7	99.8	99.9	99.8	
Yes	0.2	0.3	0.2	0.1	0.2	
N of Valid	2390	2405	1823	1259	7877	
N of Miss	0	0	0	0	0	

Table 8: What is your race? White



Response	6	8	10	12	Total	
No	31.9	29.1	31.3	28.2	30.3	
Yes	68.1	70.9	68.7	71.8	69.7	
N of Valid	2390	2405	1823	1259	7877	
N of Miss	0	0	0	0	0	

Table 9: What is your race? Native Hawaiian or Other Pacific Islander



Response	6	8	10	12	Total	
No	98.7	99.3	99.1	99.4	99.1	
Yes	1.3	0.7	0.9	0.6	0.9	
N of Valid	2390	2405	1823	1259	7877	
N of Miss	0	0	0	0	0	

Table 10: What is your race? Other



Response	6	8	10	12	Total	
No	79.7	86.5	82.0	85.6	83.3	
Yes	20.3	13.5	18.0	14.4	16.7	
N of Valid	2390	2405	1823	1259	7877	
N of Miss	0	0	0	0	0	

Table 11: What is the highest level of schooling completed by your mother or father?

Response	6	8	10	12	Total	
Completed grade school or less	2.9	3.4	4.2	5.8	3.8	
Some high school	4.5	6.8	10.1	12.5	7.8	
Completed high school	10.1	14.9	14.6	17.4	13.8	
Some college	10.9	13.4	15.8	16.1	13.7	
Completed college	23.9	24.0	27.5	28.6	25.6	
Graduate or professional school after college	12.3	13.2	13.2	12.2	12.8	
Don't know	33.5	23.0	13.4	5.0	21.0	
Does not apply	1.9	1.3	1.2	2.3	1.6	
N of Valid	2284	2352	1804	1241	7681	
N of Miss	84	29	9	7	129	

Table 12: Think of where you live most of the time. Which of the following people live there with you? Mother

Response	6	8	10	12	Total	
No	10.0	9.4	10.8	13.7	10.6	
Yes	90.0	90.6	89.2	86.3	89.4	
N of Valid	2390	2405	1823	1259	7877	
N of Miss	0	0	0	0	0	

Table 13: Think of where you live most of the time. Which of the following people live there with you? Stepmother

Response	6	8	10	12	Total	
No	95.4	94.6	95.1	94.4	94.9	
Yes	4.6	5.4	4.9	5.6	5.1	
N of Valid	2390	2405	1823	1259	7877	
N of Miss	0	0	0	0	0	

Table 14: Think of where you live most of the time. Which of the following people live there with you? Foster Mother

Response	6	8	10	12	Total	
No	99.5	99.8	99.5	99.8	99.6	
Yes	0.5	0.2	0.5	0.2	0.4	
N of Valid	2390	2405	1823	1259	7877	
N of Miss	0	0	0	0	0	

Table 15: Think of where you live most of the time. Which of the following people live there with you? Grandmother

Response	6	8	10	12	Total	
No	91.9	92.5	93.3	94.0	92.7	
Yes	8.1	7.5	6.7	6.0	7.3	
N of Valid	2390	2405	1823	1259	7877	
N of Miss	0	0	0	0	0	

Table 16: Think of where you live most of the time. Which of the following people live there with you? Aunt

Response	6	8	10	12	Total	
No	96.4	96.9	96.9	97.7	96.9	
Yes	3.6	3.1	3.1	2.3	3.1	
N of Valid	2390	2405	1823	1259	7877	
N of Miss	0	0	0	0	0	

Table 17: Think of where you live most of the time. Which of the following people live there with you? Father

Response	6	8	10	12	Total	
No	29.7	31.6	31.4	31.1	30.9	
Yes	70.3	68.4	68.6	68.9	69.1	
N of Valid	2390	2405	1823	1259	7877	
N of Miss	0	0	0	0	0	

Table 18: Think of where you live most of the time. Which of the following people live there with you? Stepfather



Response	6	8	10	12	Total	
No	87.7	85.9	87.7	88.6	87.3	
Yes	12.3	14.1	12.3	11.4	12.7	
N of Valid	2390	2405	1823	1259	7877	
N of Miss	0	0	0	0	0	

Table 19: Think of where you live most of the time. Which of the following people live there with you? Foster Father



Response	6	8	10	12	Total	
No	99.7	99.6	99.6	99.8	99.7	
Yes	0.3	0.4	0.4	0.2	0.3	
N of Valid	2390	2405	1823	1259	7877	
N of Miss	0	0	0	0	0	

Table 20: Think of where you live most of the time. Which of the following people live there with you? Grandfather



Response	6	8	10	12	Total	
No	94.6	95.2	95.7	96.7	95.4	
Yes	5.4	4.8	4.3	3.3	4.6	
N of Valid	2390	2405	1823	1259	7877	
N of Miss	0	0	0	0	0	

Table 21: Think of where you live most of the time. Which of the following people live there with you? Uncle



Response	6	8	10	12	Total	
No	95.6	96.6	97.1	97.7	96.6	
Yes	4.4	3.4	2.9	2.3	3.4	
N of Valid	2390	2405	1823	1259	7877	
N of Miss	0	0	0	0	0	

Table 22: Think of where you live most of the time. Which of the following people live there with you? Other Adults



Response	6	8	10	12	Total	
No	98.0	98.0	98.0	97.1	97.9	
Yes	2.0	2.0	2.0	2.9	2.1	
N of Valid	2390	2405	1823	1259	7877	
N of Miss	0	0	0	0	0	

Table 23: Think of where you live most of the time. Which of the following people live there with you? Brother(s)



Response	6	8	10	12	Total	
No	48.2	48.9	50.0	55.3	50.0	
Yes	51.8	51.1	50.0	44.7	50.0	
N of Valid	2390	2405	1823	1259	7877	
N of Miss	0	0	0	0	0	

Table 24: Think of where you live most of the time. Which of the following people live there with you? Stepbrother(s)



Response	6	8	10	12	Total	
No	94.6	94.6	96.7	95.7	95.3	
Yes	5.4	5.4	3.3	4.3	4.7	
N of Valid	2390	2405	1823	1259	7877	
N of Miss	0	0	0	0	0	

Table 25: Think of where you live most of the time. Which of the following people live there with you? Sister(s)



Response	6	8	10	12	Total	
No	50.5	52.2	54.0	56.2	52.7	
Yes	49.5	47.8	46.0	43.8	47.3	
N of Valid	2390	2405	1823	1259	7877	
N of Miss	0	0	0	0	0	

Table 26: Think of where you live most of the time. Which of the following people live there with you? Stepsister(s)

Response	6	8	10	12	Total	
No	95.9	95.6	97.2	97.0	96.3	
Yes	4.1	4.4	2.8	3.0	3.7	
N of Valid	2390	2405	1823	1259	7877	
N of Miss	0	0	0	0	0	

Table 27: Think of where you live most of the time. Which of the following people live there with you? Other Children

Response	6	8	10	12	Total	
No	96.2	95.7	95.6	94.5	95.6	
Yes	3.8	4.3	4.4	5.5	4.4	
N of Valid	2390	2405	1823	1259	7877	
N of Miss	0	0	0	0	0	

Table 28: In my school, students have lots of chances to help decide things like class activities and rules.

Response	6	8	10	12	Total	
NO!	11.3	11.4	11.1	15.1	11.9	
no	37.5	38.1	33.6	33.0	36.1	
yes	41.8	44.2	44.5	38.4	42.6	
YES!	9.4	6.3	10.9	13.5	9.5	
N of Valid	2344	2386	1806	1254	7790	
N of Miss	45	17	17	5	84	

Table 29: Teachers ask me to work on special classroom projects.

Response	6	8	10	12	Total	
NO!	10.7	9.6	9.2	10.5	10.0	
no	39.2	44.0	46.9	38.2	42.3	
yes	39.2	39.4	38.9	45.0	40.1	
YES!	10.8	7.0	5.0	6.3	7.6	
N of Valid	2339	2378	1809	1250	7776	
N of Miss	48	24	14	9	95	

Table 30: My teacher(s) notices when I am doing a good job and lets me know about it.


Response	6	8	10	12	Total	
NO!	3.5	5.4	7.0	7.2	5.5	
no	16.6	21.6	27.4	25.2	22.0	
yes	50.1	53.2	50.8	52.2	51.6	
YES!	29.8	19.8	14.8	15.4	21.0	
N of Valid	2351	2385	1802	1250	7788	
N of Miss	35	20	20	9	84	

Table 31: There are lots of chances for students in my school to get involved in sports, clubs, and other school activities outside of class.


Response	6	8	10	12	Total	
NO!	3.8	1.8	1.6	2.1	2.4	
no	13.5	7.7	5.1	5.3	8.5	
yes	40.5	39.7	36.3	38.8	39.0	
YES!	42.2	50.8	56.9	53.9	50.1	
N of Valid	2358	2386	1813	1256	7813	
N of Miss	28	19	10	3	60	

Table 32: There are lots of chances for students in my school to talk with a teacher one-on-one.

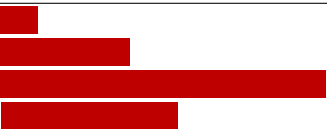
Response	6	8	10	12	Total	
NO!	3.1	2.8	3.7	5.7	3.5	
no	16.4	19.2	22.1	18.0	18.8	
yes	48.0	51.7	53.8	51.8	51.1	
YES!	32.6	26.4	20.4	24.5	26.6	
N of Valid	2354	2380	1807	1254	7795	
N of Miss	33	22	14	4	73	

Table 33: I feel safe at my school.

Response	6	8	10	12	Total	
NO!	2.8	3.8	6.7	8.8	5.0	
no	7.2	10.5	14.3	10.0	10.3	
yes	36.4	53.1	57.2	55.8	49.4	
YES!	53.6	32.6	21.8	25.5	35.3	
N of Valid	2357	2378	1809	1252	7796	
N of Miss	29	26	12	7	74	

Table 34: The school lets my parents know when I have done something well.

Response	6	8	10	12	Total	
NO!	9.1	16.3	20.2	25.4	16.5	
no	29.8	42.6	52.3	47.0	41.7	
yes	40.0	32.1	22.6	22.0	30.7	
YES!	21.1	9.0	4.8	5.5	11.1	
N of Valid	2339	2385	1802	1252	7778	
N of Miss	46	20	20	7	93	

Table 35: My teachers praise me when I work hard in school.

Response	6	8	10	12	Total	
NO!	11.5	11.4	13.5	13.4	12.2	
no	30.2	37.2	42.7	39.2	36.7	
yes	42.5	42.1	36.1	39.8	40.5	
YES!	15.8	9.3	7.7	7.6	10.6	
N of Valid	2311	2366	1798	1247	7722	
N of Miss	74	36	24	11	145	

Table 36: Are your school grades better than the grades of most students in your class?

Response	6	8	10	12	Total	
NO!	5.6	6.9	5.7	3.8	5.7	
no	31.2	29.8	29.7	27.0	29.7	
yes	45.9	46.3	50.2	49.8	47.7	
YES!	17.3	17.0	14.4	19.4	16.9	
N of Valid	2320	2369	1801	1248	7738	
N of Miss	65	33	19	7	124	

Table 37: I have lots of chances to be part of class discussions or activities.

Response	6	8	10	12	Total	
NO!	3.3	2.9	2.7	2.8	3.0	
no	13.9	15.6	13.6	10.7	13.8	
yes	48.6	56.0	64.1	64.6	57.0	
YES!	34.3	25.4	19.6	21.9	26.2	
N of Valid	2353	2384	1808	1256	7801	
N of Miss	33	19	14	3	69	

Table 38: Now thinking back over the past year in school, how often did you: enjoy being in school?

Response	6	8	10	12	Total	
Never	5.3	5.4	6.1	6.7	5.7	
Seldom	5.1	7.8	11.5	12.0	8.5	
Sometimes	32.8	38.7	39.5	38.9	37.1	
Often	28.2	32.3	31.3	31.7	30.7	
Almost always	28.5	15.8	11.6	10.7	17.9	
N of Valid	2358	2386	1808	1248	7800	
N of Miss	31	18	15	11	75	

Table 39: Now thinking back over the past year in school, how often did you: hate being in school?






Response	6	8	10	12	Total	
Never	24.5	8.8	5.1	5.5	12.2	
Seldom	27.6	31.6	26.0	23.7	27.9	
Sometimes	29.9	37.9	42.4	41.5	37.1	
Often	10.8	14.8	18.7	20.4	15.4	
Almost always	7.1	6.8	7.8	8.9	7.5	
N of Valid	2340	2380	1801	1247	7768	
N of Miss	41	23	20	12	96	

Table 40: Now thinking back over the past year in school, how often did you: try to do your best work in school?






Response	6	8	10	12	Total	
Never	0.3	0.3	0.8	1.0	0.5	
Seldom	0.9	2.3	2.7	3.6	2.2	
Sometimes	5.0	12.4	18.6	21.1	13.0	
Often	20.5	34.9	38.9	39.4	32.2	
Almost always	73.3	50.1	39.1	34.8	52.1	
N of Valid	2341	2372	1800	1241	7754	
N of Miss	47	33	23	18	121	

Table 41: How often do you feel that the school work you are assigned is meaningful and important?






Response	6	8	10	12	Total	
Never	3.1	5.5	7.0	7.5	5.5	
Seldom	7.6	15.5	22.1	26.0	16.3	
Sometimes	21.1	32.9	38.8	38.5	31.6	
Often	34.1	32.3	24.0	22.8	29.4	
Almost always	34.0	13.8	8.1	5.2	17.2	
N of Valid	2343	2373	1800	1244	7760	
N of Miss	46	31	23	15	115	

Table 42: Putting them all together, what were your grades like last year?






Response	6	8	10	12	Total	
Mostly F's	0.7	1.4	1.1	0.3	0.9	
Mostly D's	1.9	3.3	4.4	2.6	3.0	
Mostly C's	10.0	15.4	20.7	20.7	15.9	
Mostly B's	32.8	37.2	38.9	43.6	37.3	
Mostly A's	54.6	42.7	34.9	32.8	42.8	
N of Valid	2271	2335	1774	1238	7618	
N of Miss	34	18	16	11	79	

Table 43: How important do you think the things you are learning in school are going to be for your later life?






Response	6	8	10	12	Total	
Very important	56.6	33.3	20.1	16.0	34.5	
Quite important	26.9	31.1	24.8	23.0	27.1	
Fairly important	12.0	24.6	33.7	33.9	24.4	
Slightly important	3.8	9.1	18.0	23.2	11.8	
Not at all important	0.8	1.8	3.4	3.9	2.2	
N of Valid	2364	2383	1805	1246	7798	
N of Miss	24	22	18	13	77	

Table 44: How interesting are most of your courses to you?






Response	6	8	10	12	Total	
Very interesting and stimulating	19.6	9.1	7.2	7.6	11.6	
Quite interesting	39.2	29.6	26.6	27.8	31.5	
Fairly interesting	27.8	39.9	41.0	42.1	36.9	
Slightly dull	9.8	16.0	18.6	15.7	14.7	
Very dull	3.6	5.5	6.5	6.7	5.4	
N of Valid	2331	2379	1804	1246	7760	
N of Miss	56	24	18	13	111	

Table 45: During the LAST FOUR WEEKS how many whole days of school have you missed because you skipped or 'cut'?








Response	6	8	10	12	Total	
None	80.1	79.8	76.5	62.8	76.4	
1	8.6	8.8	9.1	12.7	9.4	
2	4.5	4.8	5.1	8.0	5.3	
3	2.8	2.7	3.8	7.8	3.8	
4-5	2.5	2.6	3.1	5.4	3.1	
6-10	1.1	0.8	1.6	2.2	1.3	
11 or more	0.3	0.7	0.8	1.2	0.7	
N of Valid	2360	2382	1799	1248	7789	
N of Miss	29	22	23	11	85	

Table 46: What are the chances you would be seen as cool if you: smoked cigarettes?






Response	6	8	10	12	Total	
No or very little chance	90.8	74.1	65.5	63.2	75.4	
Little chance	6.0	12.9	18.0	19.5	13.1	
Some chance	1.6	8.0	10.5	10.9	7.1	
Pretty good chance	0.9	3.5	4.1	4.3	3.0	
Very good chance	0.7	1.4	1.9	2.1	1.4	
N of Valid	2329	2363	1793	1247	7732	
N of Miss	50	35	25	12	122	

Table 47: What are the chances you would be seen as cool if you: worked hard at school?






Response	6	8	10	12	Total	
No or very little chance	5.8	9.9	9.2	12.2	8.9	
Little chance	7.3	16.4	18.4	17.3	14.2	
Some chance	15.2	27.8	29.6	31.3	25.0	
Pretty good chance	27.6	25.4	27.1	25.1	26.4	
Very good chance	44.2	20.5	15.7	14.1	25.5	
N of Valid	2342	2361	1792	1245	7740	
N of Miss	47	44	27	14	132	

Table 48: What are the chances you would be seen as cool if you: began drinking alcoholic beverages regularly, that is, at least once or twice a month?






Response	6	8	10	12	Total	
No or very little chance	87.8	67.7	48.2	41.8	65.1	
Little chance	7.6	13.9	17.5	16.7	13.3	
Some chance	2.9	10.1	16.7	19.1	10.9	
Pretty good chance	1.2	5.8	11.7	15.4	7.3	
Very good chance	0.5	2.5	5.9	6.9	3.4	
N of Valid	2325	2367	1799	1243	7734	
N of Miss	64	36	23	15	138	

Table 49: What are the chances you would be seen as cool if you: defended someone who was being verbally abused at school?






Response	6	8	10	12	Total	
No or very little chance	13.1	11.4	9.0	11.8	11.4	
Little chance	8.1	13.5	13.4	12.2	11.6	
Some chance	15.1	25.2	26.5	27.3	22.8	
Pretty good chance	27.2	28.2	28.3	28.7	28.0	
Very good chance	36.5	21.8	22.8	20.1	26.1	
N of Valid	2312	2362	1797	1241	7712	
N of Miss	76	41	24	18	159	

Table 50: What are the chances you would be seen as cool if you: smoked marijuana?






Response	6	8	10	12	Total	
No or very little chance	93.5	73.0	52.2	47.9	70.3	
Little chance	3.2	9.2	15.1	13.4	9.5	
Some chance	1.5	7.7	12.2	15.9	8.2	
Pretty good chance	1.0	5.6	11.7	12.0	6.7	
Very good chance	0.7	4.5	8.8	10.8	5.4	
N of Valid	2323	2363	1792	1242	7720	
N of Miss	66	40	31	17	154	

Table 51: What are the chances you would be seen as cool if you: carried a handgun?






Response	6	8	10	12	Total	
No or very little chance	87.5	77.0	77.5	80.7	80.9	
Little chance	6.9	10.5	11.6	8.6	9.4	
Some chance	2.8	6.9	5.5	6.1	5.2	
Pretty good chance	1.5	3.1	2.8	2.3	2.4	
Very good chance	1.3	2.5	2.6	2.4	2.1	
N of Valid	2319	2361	1793	1238	7711	
N of Miss	68	43	28	21	160	

Table 52: What are the chances you would be seen as cool if you: regularly volunteered to do community service?






Response	6	8	10	12	Total	
No or very little chance	16.7	24.3	19.1	16.9	19.6	
Little chance	13.0	21.4	22.6	20.9	19.1	
Some chance	22.0	26.0	28.9	28.4	25.9	
Pretty good chance	22.1	17.8	17.2	20.9	19.5	
Very good chance	26.2	10.4	12.3	12.9	16.0	
N of Valid	2322	2365	1794	1242	7723	
N of Miss	66	40	29	17	152	

Table 53: Think of your four best friends (the friends you feel closest to). In the past year (12 months), how many of your best friends have: participated in clubs, organizations or activities at school?






Response	6	8	10	12	Total	
0	13.3	11.1	10.5	10.3	11.5	
1	15.6	10.7	12.2	9.7	12.4	
2	21.0	19.2	19.6	17.3	19.5	
3	17.4	18.2	17.6	17.1	17.6	
4	32.6	40.8	40.1	45.5	38.9	
N of Valid	2325	2364	1794	1234	7717	
N of Miss	62	37	28	24	151	

Table 54: Think of your four best friends (the friends you feel closest to). In the past year (12 months), how many of your best friends have: smoked cigarettes?






Response	6	8	10	12	Total	
0	94.2	78.1	63.4	50.9	75.2	
1	3.4	11.0	15.3	19.3	11.0	
2	1.2	6.0	9.5	12.8	6.5	
3	0.8	2.4	5.0	7.2	3.3	
4	0.4	2.5	6.8	9.7	4.0	
N of Valid	2338	2364	1785	1230	7717	
N of Miss	50	36	36	28	150	

Table 55: Think of your four best friends (the friends you feel closest to). In the past year (12 months), how many of your best friends have: tried beer, wine or hard liquor (for example, vodka, whiskey, or gin) when their parents didn't know about it?






Response	6	8	10	12	Total	
0	90.0	65.4	40.7	31.9	61.8	
1	6.3	14.0	16.9	16.1	12.7	
2	2.0	7.6	14.4	14.4	8.6	
3	0.9	5.6	9.9	11.5	6.1	
4	0.9	7.5	18.1	26.1	10.9	
N of Valid	2352	2364	1793	1235	7744	
N of Miss	38	41	30	24	133	

Table 56: Think of your four best friends (the friends you feel closest to). In the past year (12 months), how many of your best friends have: made a commitment to stay drug-free?






Response	6	8	10	12	Total	
0	11.6	20.0	27.7	34.7	21.6	
1	4.2	8.6	13.8	16.3	9.7	
2	5.7	8.6	13.0	12.6	9.4	
3	9.7	10.6	11.9	10.1	10.6	
4	68.9	52.3	33.7	26.3	48.8	
N of Valid	2335	2348	1786	1234	7703	
N of Miss	50	55	37	25	167	

Table 57: Think of your four best friends (the friends you feel closest to). In the past year (12 months), how many of your best friends have: used marijuana?


Response	6	8	10	12	Total	
0	97.0	80.4	57.2	47.1	74.7	
1	1.8	8.5	14.4	14.6	8.8	
2	0.6	5.1	9.1	13.1	5.9	
3	0.3	2.8	7.1	9.1	4.1	
4	0.3	3.1	12.1	16.1	6.4	
N of Valid	2336	2364	1793	1231	7724	
N of Miss	47	36	28	27	138	

Table 58: Think of your four best friends (the friends you feel closest to). In the past year (12 months), how many of your best friends have: tried to do well in school?


Response	6	8	10	12	Total	
0	2.3	3.2	3.0	3.1	2.9	
1	2.3	5.0	6.6	6.3	4.8	
2	6.9	10.6	14.7	13.8	10.9	
3	15.5	22.4	25.6	23.1	21.1	
4	72.9	58.9	50.2	53.7	60.3	
N of Valid	2347	2369	1788	1232	7736	
N of Miss	40	34	34	26	134	

Table 59: Think of your four best friends (the friends you feel closest to). In the past year (12 months), how many of your best friends have: used LSD, cocaine, amphetamines, or other illegal drugs?


Response	6	8	10	12	Total	
0	97.7	89.6	84.3	81.6	89.6	
1	1.5	5.5	7.7	9.8	5.5	
2	0.3	2.6	3.9	3.9	2.4	
3	0.2	1.0	1.6	2.0	1.1	
4	0.3	1.3	2.5	2.7	1.5	
N of Valid	2346	2370	1795	1232	7743	
N of Miss	43	34	28	26	131	

Table 60: Think of your four best friends (the friends you feel closest to). In the past year (12 months), how many of your best friends have: been suspended from school?






Response	6	8	10	12	Total	
0	74.7	63.4	66.2	75.2	69.4	
1	16.0	18.8	17.0	12.0	16.5	
2	5.5	9.0	8.3	7.1	7.5	
3	1.7	3.5	4.6	2.5	3.0	
4	2.1	5.3	3.9	3.2	3.7	
N of Valid	2330	2374	1785	1234	7723	
N of Miss	55	28	33	23	139	

Table 61: Think of your four best friends (the friends you feel closest to). In the past year (12 months), how many of your best friends have: liked school?






Response	6	8	10	12	Total	
0	10.5	17.2	22.3	23.3	17.3	
1	9.2	13.7	14.8	14.9	12.8	
2	19.3	23.0	26.0	25.1	22.9	
3	26.9	24.5	19.1	17.6	22.9	
4	34.0	21.6	17.7	19.0	24.1	
N of Valid	2342	2361	1792	1230	7725	
N of Miss	40	41	29	29	139	

Table 62: Think of your four best friends (the friends you feel closest to). In the past year (12 months), how many of your best friends have: carried a handgun?






Response	6	8	10	12	Total	
0	96.9	94.6	94.0	93.4	95.0	
1	1.7	2.9	3.0	3.6	2.7	
2	0.6	1.3	1.4	1.5	1.1	
3	0.3	0.5	0.8	0.8	0.5	
4	0.6	0.7	0.8	0.8	0.7	
N of Valid	2348	2373	1793	1234	7748	
N of Miss	41	32	30	25	128	

Table 63: Think of your four best friends (the friends you feel closest to). In the past year (12 months), how many of your best friends have: sold illegal drugs?






Response	6	8	10	12	Total	
0	99.1	92.4	82.6	79.9	90.2	
1	0.5	4.5	10.2	10.8	5.6	
2	0.1	1.8	3.6	4.6	2.2	
3	0.0	0.7	1.2	1.5	0.7	
4	0.3	0.6	2.4	3.2	1.3	
N of Valid	2337	2355	1786	1230	7708	
N of Miss	51	47	35	29	162	

Table 64: Think of your four best friends (the friends you feel closest to). In the past year (12 months), how many of your best friends have: regularly attended religious services?






Response	6	8	10	12	Total	
0	21.3	13.1	14.4	16.8	16.4	
1	11.8	13.9	16.9	17.3	14.5	
2	17.4	21.2	22.2	23.7	20.7	
3	19.4	23.7	20.2	18.4	20.7	
4	30.1	28.1	26.3	23.9	27.6	
N of Valid	2280	2352	1790	1234	7656	
N of Miss	107	50	32	25	214	

Table 65: Think of your four best friends (the friends you feel closest to). In the past year (12 months), how many of your best friends have: stolen or tried to steal a motor vehicle such as a car or motorcycle?






Response	6	8	10	12	Total	
0	97.1	94.4	93.4	95.2	95.1	
1	1.8	3.6	3.5	2.2	2.8	
2	0.8	1.0	1.2	1.4	1.0	
3	0.2	0.3	0.7	0.5	0.4	
4	0.1	0.6	1.2	0.7	0.6	
N of Valid	2351	2376	1798	1232	7757	
N of Miss	39	28	25	27	119	

Table 66: Think of your four best friends (the friends you feel closest to). In the past year (12 months), how many of your best friends have: been arrested?






Response	6	8	10	12	Total	
0	95.5	85.0	80.1	80.5	86.4	
1	3.3	9.4	10.7	10.9	8.1	
2	0.5	3.5	4.8	5.4	3.2	
3	0.2	1.3	1.8	1.3	1.1	
4	0.6	0.8	2.5	1.9	1.3	
N of Valid	2347	2376	1796	1233	7752	
N of Miss	43	29	27	26	125	

Table 67: Think of your four best friends (the friends you feel closest to). In the past year (12 months), how many of your best friends have: dropped out of school?






Response	6	8	10	12	Total	
0	95.4	95.3	90.7	86.5	92.9	
1	3.4	3.1	6.2	9.3	4.9	
2	0.8	0.7	1.7	2.4	1.2	
3	0.1	0.4	0.4	0.8	0.4	
4	0.3	0.5	1.0	1.1	0.6	
N of Valid	2337	2375	1796	1234	7742	
N of Miss	52	30	25	25	132	

Table 68: Think of your four best friends (the friends you feel closest to). In the past year (12 months), how many of your best friends have: been members of a gang?






Response	6	8	10	12	Total	
0	93.4	87.8	90.4	92.2	90.8	
1	3.4	6.3	4.6	3.6	4.6	
2	1.0	2.6	1.7	1.7	1.8	
3	0.8	1.2	1.1	0.8	1.0	
4	1.4	2.1	2.3	1.7	1.9	
N of Valid	2345	2377	1796	1232	7750	
N of Miss	45	28	26	27	126	

Table 69: How old were you when you first: smoked marijuana?










Response	6	8	10	12	Total	
Never	99.5	92.3	77.8	65.6	86.9	
10 or younger	0.2	0.7	1.3	0.7	0.7	
11	0.0	1.1	1.0	1.0	0.7	
12	0.3	2.1	2.2	1.6	1.5	
13	0.0	2.9	4.7	4.0	2.6	
14	0.0	0.7	6.7	4.9	2.5	
15	0.0	0.1	5.5	6.6	2.4	
16	0.0	0.0	0.9	9.7	1.7	
17 or older	0.0	0.0	0.1	5.9	1.0	
N of Valid	2366	2376	1801	1235	7778	
N of Miss	23	26	22	20	91	

Table 70: How old were you when you first: smoked a cigarette, even just a puff?










Response	6	8	10	12	Total	
Never	94.4	83.7	73.4	58.7	80.6	
10 or younger	3.7	6.1	6.6	5.8	5.4	
11	1.5	2.7	2.3	2.4	2.2	
12	0.4	3.5	3.9	3.6	2.7	
13	0.0	3.5	3.9	4.0	2.6	
14	0.0	0.5	4.6	5.3	2.1	
15	0.0	0.0	4.2	6.2	2.0	
16	0.0	0.0	1.1	8.0	1.5	
17 or older	0.0	0.0	0.0	5.9	0.9	
N of Valid	2357	2371	1798	1235	7761	
N of Miss	30	34	23	23	110	

Table 71: How old were you when you first: had more than a sip or two of beer, wine or hard liquor (for example, vodka, whiskey, or gin)?










Response	6	8	10	12	Total	
Never	85.1	66.9	50.2	37.1	63.8	
10 or younger	9.5	10.5	8.7	6.4	9.1	
11	4.5	5.0	2.8	1.8	3.8	
12	0.9	6.9	5.4	4.7	4.4	
13	0.0	8.7	8.2	5.8	5.5	
14	0.0	1.9	10.9	8.4	4.5	
15	0.0	0.0	11.6	12.5	4.7	
16	0.0	0.0	2.1	12.1	2.4	
17 or older	0.0	0.0	0.1	11.2	1.8	
N of Valid	2356	2374	1796	1236	7762	
N of Miss	32	29	24	21	106	

Table 72: How old were you when you first: began drinking alcoholic beverages regularly, that is, at least once or twice a month?










Response	6	8	10	12	Total	
Never	99.2	94.0	83.3	70.8	89.4	
10 or younger	0.4	0.6	0.3	0.2	0.4	
11	0.3	0.8	0.5	0.3	0.5	
12	0.0	1.1	0.9	1.3	0.8	
13	0.0	2.7	2.9	1.6	1.8	
14	0.0	0.5	4.5	2.3	1.6	
15	0.0	0.1	5.6	5.6	2.2	
16	0.0	0.0	1.9	9.7	2.0	
17 or older	0.0	0.0	0.1	8.2	1.3	
N of Valid	2359	2375	1799	1236	7769	
N of Miss	31	29	22	22	104	

Table 73: How old were you when you first: used phenoxydine (pox, px, breeze)?


Response	6	8	10	12	Total	
Never	100.0	100.0	100.0	100.0	100.0	
10 or younger	0.0	0.0	0.0	0.0	0.0	
11	0.0	0.0	0.0	0.0	0.0	
12	0.0	0.0	0.0	0.0	0.0	
13	0.0	0.0	0.0	0.0	0.0	
14	0.0	0.0	0.0	0.0	0.0	
15	0.0	0.0	0.0	0.0	0.0	
16	0.0	0.0	0.0	0.0	0.0	
17 or older	0.0	0.0	0.0	0.0	0.0	
N of Valid	2304	2366	1802	1236	7708	
N of Miss	85	38	21	22	166	

Table 74: How old were you when you first: got suspended from school?










Response	6	8	10	12	Total	
Never	92.1	86.6	82.8	81.6	86.6	
10 or younger	6.0	4.6	4.0	3.6	4.7	
11	1.6	2.7	1.7	1.4	1.9	
12	0.3	2.6	2.7	1.6	1.8	
13	0.0	2.7	3.2	2.7	2.0	
14	0.0	0.6	3.3	3.2	1.5	
15	0.0	0.0	1.8	2.3	0.8	
16	0.0	0.0	0.4	2.6	0.5	
17 or older	0.0	0.0	0.0	1.0	0.2	
N of Valid	2360	2370	1800	1237	7767	
N of Miss	29	33	21	22	105	

Table 75: How old were you when you first: got arrested?










Response	6	8	10	12	Total	
Never	99.0	97.0	93.8	93.1	96.2	
10 or younger	0.5	0.5	0.4	0.2	0.4	
11	0.4	0.5	0.4	0.2	0.4	
12	0.1	0.9	0.6	0.2	0.5	
13	0.0	1.1	0.7	0.8	0.6	
14	0.0	0.1	1.7	0.9	0.6	
15	0.0	0.0	1.9	1.0	0.6	
16	0.0	0.0	0.4	1.9	0.4	
17 or older	0.0	0.0	0.0	1.8	0.3	
N of Valid	2361	2372	1800	1236	7769	
N of Miss	29	32	23	23	107	

Table 76: How old were you when you first: carried a handgun?










Response	6	8	10	12	Total	
Never	97.5	96.7	95.9	96.8	96.8	
10 or younger	1.1	1.1	1.2	0.5	1.0	
11	1.1	0.6	0.4	0.1	0.6	
12	0.2	0.8	0.3	0.2	0.4	
13	0.1	0.7	0.6	0.6	0.5	
14	0.0	0.2	0.7	0.5	0.3	
15	0.0	0.0	0.7	0.5	0.2	
16	0.0	0.0	0.2	0.6	0.1	
17 or older	0.0	0.0	0.0	0.3	0.1	
N of Valid	2347	2360	1799	1234	7740	
N of Miss	40	45	24	25	134	

Table 77: How old were you when you first: attacked someone with the idea of seriously hurting them?


Response	6	8	10	12	Total	
Never	91.3	86.1	86.8	87.6	88.1	
10 or younger	5.5	4.3	3.7	2.3	4.2	
11	2.6	2.2	0.6	0.5	1.7	
12	0.6	3.1	1.7	1.5	1.7	
13	0.0	3.3	1.7	1.4	1.6	
14	0.0	0.9	2.3	1.8	1.1	
15	0.0	0.1	2.4	1.6	0.8	
16	0.0	0.0	0.8	2.3	0.5	
17 or older	0.0	0.0	0.1	1.2	0.2	
N of Valid	2348	2367	1798	1238	7751	
N of Miss	35	36	21	21	113	

Table 78: How old were you when you first: belonged to a gang?


Response	6	8	10	12	Total	
Never	98.1	96.1	97.1	96.8	97.0	
10 or younger	0.9	0.6	0.6	0.3	0.6	
11	0.9	0.6	0.1	0.1	0.5	
12	0.1	1.1	0.4	0.6	0.6	
13	0.0	1.1	0.7	0.7	0.6	
14	0.0	0.5	0.4	0.5	0.3	
15	0.0	0.0	0.5	0.3	0.2	
16	0.0	0.0	0.2	0.4	0.1	
17 or older	0.0	0.0	0.0	0.2	0.0	
N of Valid	2363	2374	1800	1238	7775	
N of Miss	27	30	20	21	98	

Table 79: How wrong do you think it is for someone your age to: take a handgun to school?

Response	6	8	10	12	Total	
Very wrong	92.1	84.5	87.0	91.6	88.5	
Wrong	6.2	12.5	9.4	6.2	8.9	
A little bit wrong	1.2	2.4	2.2	1.6	1.9	
Not wrong at all	0.5	0.7	1.4	0.6	0.8	
N of Valid	2364	2385	1807	1238	7794	
N of Miss	24	17	15	21	77	

Table 80: How wrong do you think it is for someone your age to: steal anything worth more than \$5?

Response	6	8	10	12	Total	
Very wrong	65.7	52.3	48.4	60.3	56.7	
Wrong	27.0	34.8	36.6	27.9	31.8	
A little bit wrong	6.0	11.1	12.3	10.3	9.7	
Not wrong at all	1.3	1.8	2.6	1.5	1.8	
N of Valid	2356	2384	1807	1233	7780	
N of Miss	30	20	15	23	88	

Table 81: How wrong do you think it is for someone your age to: pick a fight with someone?

Response	6	8	10	12	Total	
Very wrong	59.0	34.6	30.1	40.8	41.9	
Wrong	27.5	36.4	36.5	30.6	32.8	
A little bit wrong	10.9	23.8	26.2	23.9	20.5	
Not wrong at all	2.6	5.3	7.2	4.7	4.8	
N of Valid	2349	2377	1804	1228	7758	
N of Miss	38	27	19	31	115	

Table 82: How wrong do you think it is for someone your age to: attack someone with the idea of seriously hurting them?


Response	6	8	10	12	Total	
Very wrong	85.8	69.1	61.7	68.9	72.4	
Wrong	10.3	21.3	25.5	20.4	18.8	
A little bit wrong	2.8	7.3	9.4	8.3	6.6	
Not wrong at all	1.0	2.4	3.4	2.4	2.2	
N of Valid	2359	2381	1803	1236	7779	
N of Miss	31	22	19	23	95	

Table 83: How wrong do you think it is for someone your age to: stay away from school all day when their parents think they are at school?

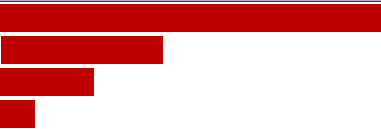
Response	6	8	10	12	Total	
Very wrong	84.2	59.8	42.2	41.3	60.2	
Wrong	12.4	27.5	32.4	27.9	24.1	
A little bit wrong	2.8	10.6	20.5	24.4	12.7	
Not wrong at all	0.6	2.1	4.9	6.5	3.0	
N of Valid	2360	2382	1808	1236	7786	
N of Miss	29	23	13	23	88	

Table 84: How wrong do you think it is for someone your age to: drink beer, wine or hard liquor (for example, vodka, whiskey, or gin) regularly?


Response	6	8	10	12	Total	
Very wrong	91.3	72.4	49.2	42.8	68.1	
Wrong	6.4	15.8	23.9	22.0	15.8	
A little bit wrong	1.5	8.5	19.5	23.5	11.3	
Not wrong at all	0.8	3.3	7.4	11.8	4.8	
N of Valid	2361	2386	1804	1232	7783	
N of Miss	29	19	19	26	93	

Table 85: How wrong do you think it is for someone your age to: smoke cigarettes?





Response	6	8	10	12	Total	
Very wrong	91.8	76.3	58.9	50.6	72.9	
Wrong	6.2	15.5	22.1	19.2	14.8	
A little bit wrong	1.2	6.3	13.1	15.9	7.8	
Not wrong at all	0.8	1.9	5.9	14.2	4.5	
N of Valid	2359	2384	1804	1236	7783	
N of Miss	30	21	19	23	93	

Table 86: How wrong do you think it is for someone your age to: smoke marijuana?





Response	6	8	10	12	Total	
Very wrong	96.1	81.6	60.5	52.2	76.5	
Wrong	2.8	9.4	15.3	16.4	9.9	
A little bit wrong	0.3	5.5	12.3	14.9	7.0	
Not wrong at all	0.8	3.5	11.9	16.5	6.7	
N of Valid	2358	2385	1801	1236	7780	
N of Miss	32	20	22	23	97	

Table 87: How wrong do you think it is for someone your age to: use LSD, cocaine, amphetamines or another illegal drug?





Response	6	8	10	12	Total	
Very wrong	97.8	92.5	88.1	84.9	91.9	
Wrong	1.4	5.1	7.4	8.7	5.1	
A little bit wrong	0.3	1.6	2.5	4.3	1.8	
Not wrong at all	0.6	0.8	2.0	2.1	1.2	
N of Valid	2354	2385	1808	1236	7783	
N of Miss	35	20	15	23	93	

Table 88: At school during the past 12 months, did you receive help from the resource teacher, speech therapist or other special education teacher?



Response	6	8	10	12	Total	
No	78.4	86.2	90.2	92.0	85.7	
Yes	21.6	13.8	9.8	8.0	14.3	
N of Valid	2241	2310	1750	1210	7511	
N of Miss	147	95	73	49	364	

Table 89: How many times in the past year (12 months) have you: been suspended from school?








Response	6	8	10	12	Total	
Never	94.4	90.9	90.9	92.2	92.2	
1 to 2 times	4.8	6.8	7.0	5.8	6.1	
3 to 5 times	0.6	1.1	1.4	1.1	1.0	
6 to 9 times	0.1	0.3	0.3	0.3	0.2	
10 to 19 times	0.0	0.5	0.4	0.2	0.3	
20 to 29 times	0.1	0.0	0.0	0.1	0.1	
30 to 39 times	0.0	0.0	0.0	0.0	0.0	
40+ times	0.1	0.3	0.0	0.2	0.1	
N of Valid	2362	2380	1806	1234	7782	
N of Miss	26	25	17	25	93	

Table 90: How many times in the past year (12 months) have you: carried a handgun?









Response	6	8	10	12	Total	
Never	97.5	96.4	96.5	97.3	96.9	
1 to 2 times	1.4	2.2	1.6	1.5	1.7	
3 to 5 times	0.4	0.5	0.7	0.5	0.5	
6 to 9 times	0.2	0.1	0.2	0.1	0.2	
10 to 19 times	0.1	0.2	0.2	0.2	0.2	
20 to 29 times	0.1	0.0	0.2	0.1	0.1	
30 to 39 times	0.0	0.1	0.0	0.1	0.1	
40+ times	0.2	0.4	0.6	0.3	0.3	
N of Valid	2360	2380	1805	1233	7778	
N of Miss	30	24	18	26	98	

Table 91: How many times in the past year (12 months) have you: sold illegal drugs?

Response	6	8	10	12	Total	
Never	99.9	98.5	94.8	92.0	97.0	
1 to 2 times	0.1	0.6	2.5	2.7	1.2	
3 to 5 times	0.0	0.3	1.0	1.5	0.6	
6 to 9 times	0.0	0.2	0.5	0.9	0.3	
10 to 19 times	0.0	0.1	0.6	1.0	0.3	
20 to 29 times	0.0	0.1	0.2	0.5	0.2	
30 to 39 times	0.0	0.0	0.0	0.2	0.0	
40+ times	0.0	0.2	0.5	1.2	0.4	
N of Valid	2345	2369	1794	1227	7735	
N of Miss	45	36	28	32	141	

Table 92: How many times in the past year (12 months) have you: stolen or tried to steal a motor vehicle such as a car or motorcycle?

Response	6	8	10	12	Total	
Never	99.4	98.4	97.5	99.4	98.6	
1 to 2 times	0.6	1.1	1.6	0.3	0.9	
3 to 5 times	0.0	0.2	0.4	0.1	0.2	
6 to 9 times	0.0	0.1	0.3	0.1	0.1	
10 to 19 times	0.0	0.0	0.1	0.0	0.0	
20 to 29 times	0.0	0.0	0.1	0.0	0.0	
30 to 39 times	0.0	0.0	0.0	0.0	0.0	
40+ times	0.0	0.1	0.1	0.2	0.1	
N of Valid	2357	2380	1806	1232	7775	
N of Miss	31	25	17	27	100	

Table 93: How many times in the past year (12 months) have you: participated in clubs, organizations or activities at school?









Response	6	8	10	12	Total	
Never	22.9	19.6	21.2	18.9	20.9	
1 to 2 times	29.8	25.0	18.3	14.5	23.2	
3 to 5 times	18.4	16.5	15.7	13.0	16.3	
6 to 9 times	10.2	9.7	9.2	9.1	9.6	
10 to 19 times	6.9	8.1	7.7	10.9	8.1	
20 to 29 times	3.2	4.6	6.6	7.1	5.0	
30 to 39 times	2.0	1.9	2.1	3.7	2.3	
40+ times	6.7	14.6	19.2	22.8	14.6	
N of Valid	2341	2372	1798	1231	7742	
N of Miss	46	28	19	26	119	

Table 94: How many times in the past year (12 months) have you: been arrested?








Response	6	8	10	12	Total	
Never	98.9	97.5	95.3	95.2	97.0	
1 to 2 times	0.8	2.2	3.7	3.9	2.4	
3 to 5 times	0.2	0.1	0.7	0.2	0.3	
6 to 9 times	0.0	0.1	0.0	0.4	0.1	
10 to 19 times	0.0	0.0	0.2	0.1	0.1	
20 to 29 times	0.0	0.0	0.1	0.2	0.1	
30 to 39 times	0.0	0.0	0.0	0.0	0.0	
40+ times	0.0	0.1	0.1	0.1	0.1	
N of Valid	2357	2374	1798	1231	7760	
N of Miss	30	28	21	27	106	

Table 95: How many times in the past year (12 months) have you: done extra work on your own for school?









Response	6	8	10	12	Total	
Never	20.4	27.9	27.2	24.8	25.0	
1 to 2 times	29.4	26.0	22.3	18.0	24.9	
3 to 5 times	18.1	17.2	17.4	16.5	17.4	
6 to 9 times	11.4	9.3	11.2	10.5	10.6	
10 to 19 times	7.3	7.1	9.5	10.2	8.2	
20 to 29 times	3.7	4.9	4.4	6.7	4.7	
30 to 39 times	2.3	2.2	2.1	2.5	2.3	
40+ times	7.4	5.5	5.9	10.7	7.0	
N of Valid	2343	2377	1800	1230	7750	
N of Miss	45	27	22	28	122	

Table 96: How many times in the past year (12 months) have you: attacked someone with the idea of seriously hurting them?









Response	6	8	10	12	Total	
Never	92.4	88.0	90.5	92.2	90.6	
1 to 2 times	5.2	7.8	6.2	5.8	6.3	
3 to 5 times	1.2	1.9	1.6	0.8	1.5	
6 to 9 times	0.5	0.9	0.7	0.7	0.7	
10 to 19 times	0.3	0.5	0.5	0.2	0.4	
20 to 29 times	0.1	0.3	0.0	0.1	0.1	
30 to 39 times	0.0	0.1	0.1	0.0	0.1	
40+ times	0.3	0.4	0.5	0.2	0.4	
N of Valid	2358	2374	1804	1231	7767	
N of Miss	32	31	19	28	110	

Table 97: How many times in the past year (12 months) have you: been drunk or high at school?









Response	6	8	10	12	Total	
Never	98.9	94.6	87.8	84.3	92.7	
1 to 2 times	0.8	3.4	5.3	5.2	3.3	
3 to 5 times	0.0	0.5	2.4	3.1	1.2	
6 to 9 times	0.0	0.7	1.2	2.4	0.9	
10 to 19 times	0.0	0.2	1.3	1.4	0.6	
20 to 29 times	0.1	0.1	0.7	0.8	0.3	
30 to 39 times	0.0	0.0	0.2	0.2	0.1	
40+ times	0.0	0.5	1.2	2.6	0.8	
N of Valid	2339	2372	1795	1233	7739	
N of Miss	48	32	25	26	131	

Table 98: How many times in the past year (12 months) have you: volunteered to do community service?









Response	6	8	10	12	Total	
Never	41.7	44.3	36.7	30.1	39.5	
1 to 2 times	24.8	22.2	20.5	19.7	22.2	
3 to 5 times	12.5	13.0	14.3	12.9	13.1	
6 to 9 times	7.6	7.7	10.0	10.2	8.6	
10 to 19 times	4.5	5.4	7.9	10.4	6.5	
20 to 29 times	2.6	2.8	3.8	5.9	3.5	
30 to 39 times	1.8	1.5	1.5	2.1	1.7	
40+ times	4.5	3.1	5.3	8.7	4.9	
N of Valid	2334	2372	1802	1233	7741	
N of Miss	54	30	18	26	128	

Table 99: How many times in the past year (12 months) have you: taken a handgun to school?




Response	6	8	10	12	Total	
Never	99.8	99.6	99.1	99.7	99.6	
1 to 2 times	0.2	0.3	0.6	0.2	0.3	
3 to 5 times	0.0	0.0	0.1	0.0	0.0	
6 to 9 times	0.0	0.0	0.0	0.0	0.0	
10 to 19 times	0.0	0.0	0.0	0.1	0.0	
20 to 29 times	0.0	0.0	0.0	0.0	0.0	
30 to 39 times	0.0	0.0	0.0	0.0	0.0	
40+ times	0.0	0.0	0.2	0.1	0.1	
N of Valid	2360	2379	1806	1230	7775	
N of Miss	30	26	17	29	102	

Table 100: Are you currently on probation, or assigned a probation officer with Juvenile Court?



Response	6	8	10	12	Total	
No	98.8	98.2	97.8	98.1	98.3	
Yes	1.2	1.8	2.2	1.9	1.7	
N of Valid	2079	2145	1658	1147	7029	
N of Miss	311	260	164	112	847	

Table 101: Have you ever belonged to a gang?






Response	6	8	10	12	Total	
No	96.0	92.9	94.5	94.7	94.5	
No, but would like to	0.9	1.8	1.2	1.8	1.4	
Yes, in the past	2.1	3.4	2.6	2.1	2.6	
Yes, belong now	0.8	1.6	1.4	1.4	1.3	
Yes, but would like to get out	0.2	0.3	0.2	0.1	0.2	
N of Valid	2361	2378	1797	1234	7770	
N of Miss	29	26	25	24	104	

Table 102: If you have ever belonged to a gang, did that gang have a name?




Response	6	8	10	12	Total	
No	6.5	6.4	9.5	13.1	8.2	
Yes	2.4	5.2	3.8	3.5	3.7	
I have never belonged to a gang	91.2	88.4	86.8	83.4	88.1	
N of Valid	2324	2328	1759	1210	7621	
N of Miss	56	68	50	39	213	

Table 103: How many times have you done the following things? done what feels good no matter what.







Response	6	8	10	12	Total	
Never	49.5	37.9	30.1	26.9	37.7	
I've done it, but not in the past year	13.6	15.4	15.4	13.0	14.5	
Less than once a month	6.3	10.8	13.1	12.0	10.2	
About once a month	4.1	7.9	8.1	11.8	7.4	
2 or 3 times a month	6.3	9.2	11.4	10.8	9.1	
Once a week or more	20.2	18.9	21.9	25.5	21.0	
N of Valid	2252	2321	1777	1222	7572	
N of Miss	136	81	45	37	299	

Table 104: How many times have you done the following things? done something dangerous because someone dared you to do it.







Response	6	8	10	12	Total	
Never	76.0	55.3	50.7	50.9	59.8	
I've done it, but not in the past year	16.1	23.3	22.5	23.5	21.0	
Less than once a month	3.3	9.5	12.2	13.7	8.9	
About once a month	1.4	4.7	6.6	6.6	4.4	
2 or 3 times a month	1.6	4.1	4.9	3.5	3.4	
Once a week or more	1.7	3.2	3.1	1.8	2.5	
N of Valid	2337	2368	1786	1230	7721	
N of Miss	52	35	37	29	153	

Table 105: How many times have you done the following things? done crazy things even if they are a little dangerous.

Response	6	8	10	12	Total	
Never	62.1	40.3	29.5	30.8	42.9	
I've done it, but not in the past year	22.4	24.7	23.8	22.1	23.4	
Less than once a month	5.8	11.1	17.8	17.7	12.1	
About once a month	2.8	8.2	9.8	11.6	7.5	
2 or 3 times a month	2.7	6.5	9.8	8.5	6.5	
Once a week or more	4.2	9.2	9.3	9.1	7.7	
N of Valid	2337	2369	1785	1229	7720	
N of Miss	52	36	36	30	154	

Table 106: You're looking at CD's in a music store with a friend. You look up and see her slip a CD under her coat. She smiles and says 'Which one do you want? Go ahead, take it while nobody's around.' There is nobody in sight, no employees and no other customers. What would you do now?

Response	6	8	10	12	Total	
Ignore her	9.5	13.0	19.5	23.5	15.1	
Grab a CD and leave the store	1.5	5.7	8.1	5.4	4.9	
Tell her to put the CD back	68.5	49.9	38.1	37.8	50.9	
Act like it is a joke, and ask her to put the CD back	20.4	31.4	34.3	33.3	29.1	
N of Valid	2324	2366	1785	1233	7708	
N of Miss	48	25	28	26	127	

Table 107: You are visiting another part of town, and you don't know any of the people your age there. You are walking down the street, and some teenager you don't know is walking toward you. He is about your size, and as he is about to pass you, he deliberately bumps into you and you almost lose your balance. What would you say or do?

Response	6	8	10	12	Total	
Push the person back	9.4	14.2	11.9	12.3	11.9	
Say 'Excuse me' and keep on walking	57.1	47.1	51.5	55.4	52.5	
Say 'Watch where you are going' and keep on walking	28.3	27.7	25.3	21.8	26.4	
Swear at the person and walk away	5.2	11.1	11.3	10.4	9.3	
N of Valid	2305	2346	1780	1227	7658	
N of Miss	69	33	29	28	159	

Table 108: You are at a party at someone's house, and one of your friends offers you a drink containing alcohol. What would you say or do?





Response	6	8	10	12	Total	
Drink it	2.2	13.8	26.9	35.9	16.9	
Tell your friend, 'No thanks, I don't drink' and suggest that you and your friend go and do something else	53.6	44.5	33.6	27.4	42.0	
Just say, 'No thanks' and walk away	24.4	26.9	29.2	29.9	27.2	
Make up a good excuse, tell your friend you had something else to do, and leave	19.8	14.8	10.2	6.8	14.0	
N of Valid	2314	2366	1792	1229	7701	
N of Miss	58	32	29	29	148	

Table 109: It's 8:00 on a weeknight and you are about to go over to a friend's home when your mother asks you where you are going. You say 'Oh, just going to go hang out with some friends.' She says, 'No, you'll just get into trouble if you go out. Stay home tonight.' What would you do now?





Response	6	8	10	12	Total	
Leave the house anyway	2.5	4.9	5.9	6.8	4.7	
Explain what you are going to do with your friends, tell her when you will get home, and ask if you can go out	58.9	69.0	73.0	76.7	68.1	
Not say anything and start watching TV	34.3	18.4	13.5	10.6	20.8	
Get into an argument with her	4.3	7.7	7.7	6.0	6.4	
N of Valid	2310	2344	1777	1222	7653	
N of Miss	70	32	27	29	158	

Table 110: How often do you attend religious services or activities?





Response	6	8	10	12	Total	
Never	14.6	11.1	13.6	17.6	13.8	
Rarely	24.2	22.2	21.5	24.7	23.0	
1-2 Times a Month	14.2	14.7	14.5	14.1	14.4	
About Once a Week or More	47.0	51.9	50.5	43.6	48.8	
N of Valid	2285	2378	1799	1233	7695	
N of Miss	105	25	24	26	180	

Table 111: I do the opposite of what people tell me, just to get them mad.





Response	6	8	10	12	Total	
Very False	57.4	36.3	34.1	43.2	43.2	
Somewhat False	27.7	35.4	32.2	27.1	31.0	
Somewhat True	13.0	24.9	30.5	27.2	23.0	
Very True	1.9	3.3	3.2	2.6	2.8	
N of Valid	2305	2369	1794	1230	7698	
N of Miss	83	30	29	28	170	

Table 112: I like to see how much I can get away with.





Response	6	8	10	12	Total	
Very False	68.3	45.9	37.1	36.9	49.1	
Somewhat False	20.5	28.2	30.7	29.7	26.7	
Somewhat True	9.2	20.7	24.9	26.3	19.1	
Very True	2.0	5.2	7.3	7.1	5.1	
N of Valid	2305	2373	1792	1231	7701	
N of Miss	84	30	30	28	172	

Table 113: I ignore rules that get in my way.





Response	6	8	10	12	Total	
Very False	74.7	50.3	41.5	42.0	54.2	
Somewhat False	16.9	29.1	30.0	31.0	26.0	
Somewhat True	6.6	16.2	22.0	21.4	15.5	
Very True	1.7	4.4	6.5	5.7	4.3	
N of Valid	2308	2374	1794	1230	7706	
N of Miss	80	28	28	29	165	

Table 114: I think sometimes it's okay to cheat at school.

Response	6	8	10	12	Total	
NO!	73.0	44.5	22.7	22.2	44.5	
no	21.0	37.3	41.0	37.1	33.2	
yes	5.5	16.0	31.3	35.1	19.4	
YES!	0.4	2.2	5.0	5.6	2.8	
N of Valid	2325	2384	1793	1231	7733	
N of Miss	63	21	28	28	140	

Table 115: It is important to think before you act.

Response	6	8	10	12	Total	
NO!	1.0	1.2	1.6	0.9	1.2	
no	2.3	6.2	2.8	3.3	3.8	
yes	23.4	37.4	43.1	38.0	34.6	
YES!	73.3	55.2	52.4	57.8	60.4	
N of Valid	2320	2382	1796	1231	7729	
N of Miss	67	23	27	28	145	

Table 116: Sometimes I think that life is not worth it.

Response	6	8	10	12	Total	
NO!	58.9	50.1	47.7	51.6	52.4	
no	21.2	23.4	26.0	26.1	23.8	
yes	14.7	19.1	20.1	17.7	17.8	
YES!	5.2	7.4	6.2	4.5	6.0	
N of Valid	2287	2360	1778	1224	7649	
N of Miss	102	40	42	35	219	

Table 117: At times I think I am no good at all.

Response	6	8	10	12	Total	
NO!	33.4	32.7	29.1	34.3	32.3	
no	27.0	26.4	30.0	30.1	28.0	
yes	30.2	30.0	32.2	29.4	30.5	
YES!	9.5	10.9	8.7	6.2	9.2	
N of Valid	2293	2366	1791	1226	7676	
N of Miss	92	36	31	33	192	

Table 118: All in all, I am inclined to think that I am a failure.

Response	6	8	10	12	Total	
NO!	54.5	47.3	45.5	51.2	49.6	
no	27.4	32.7	36.0	34.4	32.2	
yes	13.1	14.5	14.1	11.4	13.5	
YES!	5.0	5.5	4.4	3.0	4.7	
N of Valid	2276	2368	1784	1224	7652	
N of Miss	110	36	37	34	217	

Table 119: In the past year, have you felt depressed or sad MOST days, even if you felt okay sometimes?

Response	6	8	10	12	Total	
NO!	33.9	35.5	31.9	36.4	34.3	
no	26.5	26.3	29.7	29.2	27.6	
yes	27.8	24.6	26.0	24.8	25.9	
YES!	11.9	13.6	12.3	9.6	12.2	
N of Valid	2306	2379	1786	1227	7698	
N of Miss	82	26	36	31	175	

Table 120: It is all right to beat up people if they start the fight.





Response	6	8	10	12	Total	
NO!	61.6	34.8	28.8	30.0	40.6	
no	19.1	25.3	25.5	25.3	23.5	
yes	12.2	24.5	25.7	25.3	21.2	
YES!	7.1	15.4	20.0	19.4	14.6	
N of Valid	2303	2374	1791	1225	7693	
N of Miss	81	27	30	32	170	

Table 121: I think it is okay to take something without asking if you can get away with it.





Response	6	8	10	12	Total	
NO!	80.5	62.0	52.7	58.6	64.8	
no	17.1	30.6	38.8	33.8	29.0	
yes	1.9	5.7	6.7	6.4	4.9	
YES!	0.5	1.7	1.8	1.1	1.3	
N of Valid	2291	2368	1783	1226	7668	
N of Miss	98	35	37	33	203	

Table 122: Sometimes we don't know what we will do as adults, but we may have an idea. Please answer how true these statements may be for you. WHEN I AM AN ADULT I WILL: smoke cigarettes.





Response	6	8	10	12	Total	
NO!	86.9	79.1	72.8	69.4	78.4	
no	10.8	16.2	20.1	20.4	16.1	
yes	2.0	4.1	5.1	7.8	4.3	
YES!	0.4	0.7	2.0	2.4	1.2	
N of Valid	2301	2370	1792	1227	7690	
N of Miss	89	33	30	31	183	

Table 123: Sometimes we don't know what we will do as adults, but we may have an idea. Please answer how true these statements may be for you. WHEN I AM AN ADULT I WILL: drink beer, wine, or liquor.





Response	6	8	10	12	Total	
NO!	62.5	41.2	28.0	20.8	41.2	
no	21.3	24.6	19.7	18.1	21.4	
yes	14.5	28.4	41.6	43.7	29.8	
YES!	1.7	5.8	10.7	17.4	7.6	
N of Valid	2286	2368	1784	1226	7664	
N of Miss	97	37	36	30	200	

Table 124: Sometimes we don't know what we will do as adults, but we may have an idea. Please answer how true these statements may be for you. WHEN I AM AN ADULT I WILL: smoke marijuana.





Response	6	8	10	12	Total	
NO!	94.1	82.5	68.6	62.5	79.5	
no	5.0	11.8	17.2	21.3	12.5	
yes	0.8	4.1	10.1	10.7	5.6	
YES!	0.2	1.6	4.1	5.5	2.4	
N of Valid	2292	2365	1784	1228	7669	
N of Miss	98	37	35	30	200	

Table 125: Sometimes we don't know what we will do as adults, but we may have an idea. Please answer how true these statements may be for you. WHEN I AM AN ADULT I WILL: use LSD, cocaine, amphetamines or another illegal drug.





Response	6	8	10	12	Total	
NO!	95.8	91.8	88.7	89.1	91.8	
no	3.9	7.4	10.3	9.3	7.3	
yes	0.2	0.5	0.6	1.1	0.5	
YES!	0.0	0.3	0.4	0.6	0.3	
N of Valid	2296	2369	1789	1229	7683	
N of Miss	94	36	33	30	193	

Table 126: How much do you think people risk harming themselves (physically or in other ways) if they: smoked one or more packs of cigarettes per day?

Response	6	8	10	12	Total	
No risk	9.3	4.3	3.4	2.5	5.3	
Slight risk	5.8	5.8	5.5	5.2	5.6	
Moderate risk	16.4	19.1	20.2	15.8	18.0	
Great risk	68.5	70.7	70.9	76.4	71.0	
N of Valid	2265	2353	1775	1222	7615	
N of Miss	123	49	47	37	256	

Table 127: How much do you think people risk harming themselves (physically or in other ways) if they: try marijuana once or twice?

Response	6	8	10	12	Total	
No risk	10.2	10.9	24.3	33.0	17.4	
Slight risk	13.5	18.5	26.2	25.3	19.9	
Moderate risk	27.0	26.9	20.6	19.1	24.2	
Great risk	49.3	43.7	28.8	22.6	38.5	
N of Valid	2251	2350	1766	1219	7586	
N of Miss	135	54	55	40	284	

Table 128: How much do you think people risk harming themselves (physically or in other ways) if they: smoke marijuana regularly?

Response	6	8	10	12	Total	
No risk	9.5	6.9	11.7	13.3	9.8	
Slight risk	3.2	5.9	14.1	18.5	9.0	
Moderate risk	8.7	12.0	20.0	21.8	14.5	
Great risk	78.6	75.2	54.2	46.4	66.7	
N of Valid	2237	2331	1750	1210	7528	
N of Miss	150	69	71	48	338	

Table 129: How much do you think people risk harming themselves (physically or in other ways) if they: take one or two drinks of an alcoholic beverage (beer, wine, liquor) nearly every day?

Response	6	8	10	12	Total	
No risk	10.4	8.4	9.7	9.7	9.5	
Slight risk	17.2	21.1	22.8	22.5	20.6	
Moderate risk	29.0	30.7	33.3	31.9	31.0	
Great risk	43.4	39.8	34.2	36.0	39.0	
N of Valid	2246	2344	1768	1218	7576	
N of Miss	140	61	53	41	295	

Table 130: How much do you think people risk harming themselves (physically or in other ways) if they: have five or more drinks once or twice each weekend?

Response	6	8	10	12	Total	
No risk	10.1	6.6	6.5	7.3	7.7	
Slight risk	8.0	9.8	12.4	15.2	10.7	
Moderate risk	22.3	24.1	28.0	29.5	25.4	
Great risk	59.6	59.4	53.0	48.0	56.2	
N of Valid	2247	2350	1772	1220	7589	
N of Miss	140	54	50	39	283	

Table 131: Have you ever used smokeless tobacco (chew, snuff, plug, dipping tobacco, or chewing tobacco)?

Response	6	8	10	12	Total	
Never	96.6	92.7	87.8	81.3	90.9	
Once or Twice	2.4	5.0	6.4	9.1	5.2	
Once in a while but not regularly	0.4	1.1	2.1	4.1	1.6	
Regularly in the past	0.4	0.7	1.5	2.0	1.0	
Regularly now	0.2	0.6	2.2	3.5	1.3	
N of Valid	2284	2357	1774	1221	7636	
N of Miss	105	48	49	38	240	

Table 132: How often have you taken smokeless tobacco during the past 30 days?







Response	6	8	10	12	Total	
Not at all	99.2	98.1	94.6	93.7	96.9	
Once or twice	0.6	1.1	2.4	2.0	1.4	
Once or twice per week	0.0	0.2	0.6	0.2	0.2	
Three to five times per week	0.0	0.2	0.5	0.4	0.2	
About once a day	0.1	0.2	0.5	0.7	0.3	
More than once a day	0.0	0.3	1.5	3.0	0.9	
N of Valid	2275	2355	1771	1222	7623	
N of Miss	115	49	52	37	253	

Table 133: Have you ever smoked cigarettes?






Response	6	8	10	12	Total	
Never	94.5	84.7	74.7	61.4	81.6	
Once or Twice	4.7	9.9	13.0	17.2	10.2	
Once in a while but not regularly	0.5	3.1	6.1	10.6	4.2	
Regularly in the past	0.2	1.6	3.2	4.9	2.1	
Regularly now	0.1	0.8	2.9	5.9	1.9	
N of Valid	2280	2353	1772	1222	7627	
N of Miss	109	52	51	37	249	

Table 134: How frequently have you smoked cigarettes during the past 30 days?








Response	6	8	10	12	Total	
Not at all	99.3	96.6	91.4	83.9	94.2	
Less than one cigarette per day	0.6	2.1	4.8	8.4	3.3	
One to five cigarettes per day	0.1	0.8	2.2	5.1	1.6	
About one-half pack per day	0.0	0.3	1.1	1.6	0.6	
About one pack per day	0.0	0.0	0.3	0.7	0.2	
About one and one-half packs per day	0.0	0.1	0.1	0.1	0.1	
Two packs or more per day	0.0	0.0	0.1	0.2	0.1	
N of Valid	2279	2358	1775	1221	7633	
N of Miss	111	47	48	37	243	

Table 135: Which statement best describes rules about smoking inside your home?






Response	6	8	10	12	Total	
Smoking is not allowed anywhere inside your home	76.5	74.8	78.1	81.0	77.1	
Smoking is allowed in some places and at some times	5.9	5.6	5.6	4.6	5.5	
Smoking is allowed anywhere inside the home	1.8	1.7	2.5	2.1	2.0	
There are no rules about smoking inside the home	2.5	4.3	4.1	5.3	3.9	
I don't know	13.2	13.7	9.8	7.0	11.5	
N of Valid	2260	2336	1771	1218	7585	
N of Miss	125	61	49	39	274	

Table 136: Which statement best describes rules about smoking in your family cars?







Response	6	8	10	12	Total	
Smoking is never allowed in any car	74.0	69.1	71.8	72.0	71.7	
Smoking is allowed sometimes or in some cars	8.8	9.7	8.3	10.9	9.3	
Smoking is allowed in any car anytime	2.7	3.0	3.8	3.6	3.2	
There are no rules about smoking in the car	3.0	5.5	5.5	6.2	4.9	
We do not have a family car	0.4	0.5	0.6	0.6	0.5	
I don't know	11.1	12.3	9.9	6.7	10.5	
N of Valid	2260	2336	1769	1220	7585	
N of Miss	127	61	52	38	278	

Table 137: During this school year, were you taught in any of your classes about the dangers of tobacco use?

Response	6	8	10	12	Total	
Strongly agree	52.0	32.5	16.7	11.6	31.3	
Agree	25.6	36.3	36.3	26.7	31.6	
Disagree	4.4	9.9	15.4	18.7	11.0	
Strongly disagree	3.9	7.8	16.5	27.3	11.8	
I don't know	14.1	13.6	15.1	15.7	14.4	
N of Valid	2225	2317	1745	1201	7488	
N of Miss	158	87	75	58	378	

Table 138: During the past 12 months, have you participated in any community activities to discourage people your age from using cigarettes, chewing tobacco, snuff, dip or cigars?

Response	6	8	10	12	Total	
Strongly agree	23.0	13.1	9.2	6.9	14.1	
Agree	21.0	19.1	15.8	13.1	17.9	
Disagree	12.7	23.2	26.6	23.9	21.0	
Strongly disagree	16.9	22.2	31.7	40.6	25.8	
I don't know	26.4	22.4	16.8	15.5	21.2	
N of Valid	2195	2319	1755	1210	7479	
N of Miss	192	84	67	49	392	

Table 139: On how many occasions have you had alcoholic beverages (beer, wine or hard liquor) to drink in your lifetime - more than just a few sips?

Response	6	8	10	12	Total	
0	88.6	71.7	52.7	39.5	67.2	
1-2	8.3	13.9	15.9	13.7	12.7	
3-5	1.5	5.5	9.4	10.6	6.0	
6-9	0.7	3.2	6.4	8.9	4.1	
10-19	0.6	3.1	6.9	7.8	4.0	
20-39	0.0	1.1	3.4	6.8	2.2	
40+	0.2	1.5	5.3	12.7	3.8	
N of Valid	2280	2365	1769	1222	7636	
N of Miss	110	40	53	37	240	

Table 140: On how many occasions have you had beer, wine or hard liquor to drink during the past 30 days?


Response	6	8	10	12	Total	
0	97.8	90.3	81.5	70.0	87.3	
1-2	1.8	6.6	10.4	14.9	7.4	
3-5	0.2	1.9	3.7	7.6	2.7	
6-9	0.1	0.5	2.1	3.9	1.3	
10-19	0.0	0.6	1.5	2.1	0.9	
20-39	0.0	0.0	0.3	0.7	0.2	
40+	0.0	0.1	0.4	0.7	0.2	
N of Valid	2281	2356	1762	1219	7618	
N of Miss	109	48	57	40	254	

Table 141: On how many occasions have you used marijuana (grass, pot) or hashish (hash, hash oil) in your lifetime?


Response	6	8	10	12	Total	
0	99.0	91.5	77.8	66.7	86.6	
1-2	0.7	3.1	6.1	6.5	3.6	
3-5	0.1	1.6	3.9	3.8	2.0	
6-9	0.1	1.1	1.9	3.8	1.4	
10-19	0.0	0.8	2.2	3.6	1.4	
20-39	0.0	0.6	2.3	3.8	1.3	
40+	0.0	1.2	5.7	11.8	3.6	
N of Valid	2279	2360	1759	1217	7615	
N of Miss	111	44	63	42	260	

Table 142: On how many occasions have you used marijuana (grass, pot) or hashish (hash, hash oil) during the past 30 days?


Response	6	8	10	12	Total	
0	99.8	96.2	89.2	85.5	93.9	
1-2	0.0	2.2	4.3	5.2	2.5	
3-5	0.2	0.6	2.3	2.5	1.2	
6-9	0.0	0.2	1.5	1.4	0.6	
10-19	0.0	0.3	0.9	2.3	0.7	
20-39	0.0	0.3	0.7	0.7	0.4	
40+	0.0	0.2	1.1	2.5	0.7	
N of Valid	2277	2361	1762	1218	7618	
N of Miss	113	44	60	41	258	

Table 143: On how many occasions have you used LSD or other psychedelics in your lifetime?


Response	6	8	10	12	Total	
0	99.9	99.4	97.6	95.7	98.5	
1-2	0.1	0.4	1.6	3.0	1.0	
3-5	0.0	0.0	0.3	0.8	0.2	
6-9	0.0	0.0	0.2	0.2	0.1	
10-19	0.0	0.0	0.1	0.2	0.0	
20-39	0.0	0.0	0.1	0.1	0.0	
40+	0.0	0.2	0.2	0.0	0.1	
N of Valid	2268	2362	1767	1219	7616	
N of Miss	122	43	55	40	260	

Table 144: On how many occasions have you used LSD or other psychedelics during the past 30 days?


Response	6	8	10	12	Total	
0	100.0	99.7	99.6	98.9	99.6	
1-2	0.0	0.1	0.2	1.1	0.2	
3-5	0.0	0.0	0.1	0.0	0.0	
6-9	0.0	0.1	0.1	0.0	0.1	
10-19	0.0	0.0	0.0	0.1	0.0	
20-39	0.0	0.0	0.0	0.0	0.0	
40+	0.0	0.0	0.0	0.0	0.0	
N of Valid	2271	2359	1767	1220	7617	
N of Miss	119	45	55	38	257	

Table 145: On how many occasions have you used cocaine or crack in your lifetime?


Response	6	8	10	12	Total	
0	99.7	99.2	98.4	96.5	98.7	
1-2	0.3	0.6	1.2	2.2	0.9	
3-5	0.0	0.3	0.2	0.7	0.2	
6-9	0.0	0.0	0.1	0.2	0.1	
10-19	0.0	0.0	0.1	0.3	0.1	
20-39	0.0	0.0	0.1	0.0	0.0	
40+	0.0	0.0	0.0	0.1	0.0	
N of Valid	2272	2361	1768	1221	7622	
N of Miss	118	44	54	38	254	

Table 146: On how many occasions have you used cocaine or crack during the past 30 days?



Response	6	8	10	12	Total	
0	99.9	99.6	99.7	99.4	99.7	
1-2	0.1	0.3	0.3	0.4	0.3	
3-5	0.0	0.0	0.0	0.1	0.0	
6-9	0.0	0.0	0.0	0.1	0.0	
10-19	0.0	0.0	0.0	0.0	0.0	
20-39	0.0	0.0	0.0	0.0	0.0	
40+	0.0	0.0	0.0	0.0	0.0	
N of Valid	2271	2360	1766	1218	7615	
N of Miss	119	45	56	41	261	

Table 147: On how many occasions have you sniffed glue, breathed the contents of an aerosol spray can, or inhaled other gases or sprays, in order to get high in your lifetime?








Response	6	8	10	12	Total	
0	94.3	88.7	90.4	93.0	91.4	
1-2	4.1	6.9	5.8	4.5	5.4	
3-5	1.1	1.7	1.9	0.7	1.4	
6-9	0.4	1.1	0.9	1.0	0.8	
10-19	0.1	0.6	0.3	0.6	0.4	
20-39	0.0	0.6	0.4	0.2	0.3	
40+	0.1	0.6	0.3	0.1	0.3	
N of Valid	2267	2359	1764	1220	7610	
N of Miss	121	46	58	39	264	

Table 148: On how many occasions have you sniffed glue, breathed the contents of an aerosol spray can, or inhaled other gases or sprays, in order to get high during the past 30 days?







Response	6	8	10	12	Total	
0	98.0	96.2	98.0	99.3	97.7	
1-2	1.6	2.7	1.4	0.6	1.7	
3-5	0.2	0.6	0.4	0.1	0.4	
6-9	0.0	0.2	0.0	0.0	0.1	
10-19	0.0	0.1	0.1	0.0	0.1	
20-39	0.0	0.0	0.0	0.0	0.0	
40+	0.1	0.1	0.1	0.0	0.1	
N of Valid	2263	2359	1767	1219	7608	
N of Miss	127	46	55	40	268	

Table 149: On how many occasions have you used phenoxydine (pox, px, breeze) in your lifetime?


Response	6	8	10	12	Total	
0	100.0	100.0	100.0	100.0	100.0	
1-2	0.0	0.0	0.0	0.0	0.0	
3-5	0.0	0.0	0.0	0.0	0.0	
6-9	0.0	0.0	0.0	0.0	0.0	
10-19	0.0	0.0	0.0	0.0	0.0	
20-39	0.0	0.0	0.0	0.0	0.0	
40+	0.0	0.0	0.0	0.0	0.0	
N of Valid	2252	2359	1766	1219	7596	
N of Miss	138	46	56	40	280	

Table 150: On how many occasions have you used phenoxydine (pox, px, breeze) during the past 30 days?


Response	6	8	10	12	Total	
0	100.0	100.0	100.0	100.0	100.0	
1-2	0.0	0.0	0.0	0.0	0.0	
3-5	0.0	0.0	0.0	0.0	0.0	
6-9	0.0	0.0	0.0	0.0	0.0	
10-19	0.0	0.0	0.0	0.0	0.0	
20-39	0.0	0.0	0.0	0.0	0.0	
40+	0.0	0.0	0.0	0.0	0.0	
N of Valid	2248	2352	1766	1215	7581	
N of Miss	142	51	56	44	293	

Table 151: On how many occasions have you used sedatives (tranquilizers, such as Valium or Xanax, barbiturates, or sleeping pills) without a doctor telling you to take them, in your lifetime?








Response	6	8	10	12	Total	
0	96.3	91.9	86.3	86.7	91.1	
1-2	2.3	4.2	5.0	4.2	3.8	
3-5	0.7	1.7	3.5	2.5	1.9	
6-9	0.3	0.8	2.0	1.9	1.1	
10-19	0.2	0.6	1.5	2.7	1.0	
20-39	0.0	0.4	0.6	0.8	0.4	
40+	0.2	0.5	1.1	1.3	0.7	
N of Valid	2256	2357	1763	1221	7597	
N of Miss	133	48	59	38	278	

Table 152: On how many occasions have you used sedatives (tranquilizers, such as Valium or Xanax, barbiturates, or sleeping pills) without a doctor telling you to take them, during the past 30 days?


Response	6	8	10	12	Total	
0	99.2	96.5	93.7	95.1	96.4	
1-2	0.4	2.3	3.6	2.9	2.1	
3-5	0.1	0.6	1.3	1.1	0.7	
6-9	0.1	0.3	0.8	0.6	0.4	
10-19	0.1	0.1	0.2	0.2	0.1	
20-39	0.0	0.1	0.3	0.2	0.1	
40+	0.1	0.0	0.1	0.0	0.1	
N of Valid	2252	2354	1765	1221	7592	
N of Miss	137	49	58	38	282	

Table 153: On how many occasions have you used methamphetamines (meth, speed, crank, crystal meth) in your lifetime?


Response	6	8	10	12	Total	
0	99.8	99.3	98.6	98.1	99.1	
1-2	0.2	0.5	1.0	1.1	0.6	
3-5	0.0	0.1	0.1	0.3	0.1	
6-9	0.0	0.1	0.2	0.2	0.1	
10-19	0.0	0.0	0.2	0.1	0.1	
20-39	0.0	0.0	0.0	0.0	0.0	
40+	0.0	0.0	0.0	0.2	0.0	
N of Valid	2263	2356	1763	1219	7601	
N of Miss	127	48	59	40	274	

Table 154: On how many occasions have you used methamphetamines (meth, speed, crank, crystal meth) in the past 30 days?



Response	6	8	10	12	Total	
0	99.9	99.7	99.7	99.6	99.7	
1-2	0.1	0.2	0.2	0.3	0.2	
3-5	0.0	0.0	0.0	0.0	0.0	
6-9	0.0	0.0	0.1	0.0	0.0	
10-19	0.0	0.0	0.0	0.0	0.0	
20-39	0.0	0.0	0.1	0.0	0.0	
40+	0.0	0.0	0.0	0.1	0.0	
N of Valid	2261	2354	1764	1220	7599	
N of Miss	129	51	59	39	278	

Table 155: On how many occasions have you used stimulants, other than Methamphetamines (such as amphetamines, Ritalin or Dexedrine) without a doctor telling you to take them, in your lifetime?








Response	6	8	10	12	Total	
0	99.9	99.4	97.1	94.4	98.2	
1-2	0.0	0.3	1.1	1.4	0.6	
3-5	0.0	0.1	0.9	1.6	0.5	
6-9	0.0	0.0	0.3	0.5	0.2	
10-19	0.0	0.1	0.3	0.7	0.2	
20-39	0.0	0.0	0.1	0.4	0.1	
40+	0.0	0.0	0.1	1.1	0.2	
N of Valid	2255	2353	1768	1220	7596	
N of Miss	135	52	55	39	281	

Table 156: On how many occasions have you used stimulants, other than Methamphetamines (such as amphetamines, Ritalin or Dexedrine) without a doctor telling you to take them, during the past 30 days?


Response	6	8	10	12	Total	
0	100.0	99.8	99.0	98.0	99.4	
1-2	0.0	0.1	0.6	0.8	0.3	
3-5	0.0	0.0	0.2	0.7	0.2	
6-9	0.0	0.0	0.2	0.2	0.1	
10-19	0.0	0.0	0.0	0.2	0.0	
20-39	0.0	0.0	0.1	0.1	0.0	
40+	0.0	0.0	0.1	0.0	0.0	
N of Valid	2250	2355	1767	1220	7592	
N of Miss	140	50	55	39	284	

Table 157: On how many occasions have you used heroin or other opiates in your lifetime?


Response	6	8	10	12	Total	
0	99.9	99.5	99.0	98.9	99.4	
1-2	0.1	0.3	0.3	0.4	0.3	
3-5	0.0	0.1	0.3	0.2	0.1	
6-9	0.0	0.1	0.1	0.2	0.1	
10-19	0.0	0.0	0.2	0.2	0.1	
20-39	0.0	0.0	0.1	0.0	0.0	
40+	0.0	0.0	0.1	0.2	0.0	
N of Valid	2243	2355	1767	1220	7585	
N of Miss	147	50	56	39	292	

Table 158: On how many occasions have you used heroin or other opiates during the past 30 days?


Response	6	8	10	12	Total	
0	100.0	99.8	99.7	99.5	99.8	
1-2	0.0	0.2	0.2	0.2	0.1	
3-5	0.0	0.0	0.1	0.2	0.0	
6-9	0.0	0.0	0.1	0.1	0.0	
10-19	0.0	0.0	0.0	0.0	0.0	
20-39	0.0	0.0	0.0	0.0	0.0	
40+	0.0	0.0	0.0	0.1	0.0	
N of Valid	2238	2354	1769	1220	7581	
N of Miss	152	51	54	39	296	

Table 159: On how many occasions have you used MDMA ('X', 'E', or ecstasy) in your lifetime?


Response	6	8	10	12	Total	
0	99.9	99.1	97.5	97.0	98.6	
1-2	0.1	0.6	1.6	1.9	0.9	
3-5	0.0	0.2	0.3	0.4	0.2	
6-9	0.0	0.0	0.2	0.3	0.1	
10-19	0.0	0.0	0.2	0.2	0.1	
20-39	0.0	0.0	0.1	0.0	0.0	
40+	0.0	0.0	0.1	0.2	0.1	
N of Valid	2231	2356	1767	1220	7574	
N of Miss	159	49	55	39	302	

Table 160: On how many occasions have you used MDMA ('X', 'E', or ecstasy) during the past 30 days?


Response	6	8	10	12	Total	
0	100.0	99.7	99.1	99.6	99.6	
1-2	0.0	0.2	0.7	0.3	0.3	
3-5	0.0	0.0	0.2	0.0	0.0	
6-9	0.0	0.0	0.0	0.1	0.0	
10-19	0.0	0.0	0.0	0.0	0.0	
20-39	0.0	0.0	0.0	0.0	0.0	
40+	0.0	0.0	0.0	0.0	0.0	
N of Valid	2228	2346	1763	1216	7553	
N of Miss	162	57	60	43	322	

Table 161: On how many occasions have you taken prescription drugs (such as Valium, Xanax, Ritalin, Adderall, OxyContin, Darvocet, or sleeping pills) on your own-that is, without a doctor telling you to take them in your lifetime?








Response	6	8	10	12	Total	
0	98.0	93.3	86.3	82.8	91.4	
1-2	1.4	3.7	4.8	5.5	3.6	
3-5	0.4	1.3	3.3	3.1	1.8	
6-9	0.0	0.7	1.9	2.5	1.1	
10-19	0.0	0.5	1.8	2.1	0.9	
20-39	0.1	0.1	0.5	1.6	0.4	
40+	0.0	0.4	1.4	2.5	0.9	
N of Valid	2250	2348	1765	1219	7582	
N of Miss	140	56	57	40	293	

Table 162: On how many occasions have you taken prescription drugs (such as Valium, Xanax, Ritalin, Adderall, OxyContin, Darvocet, or sleeping pills) on your own-that is, without a doctor telling you to take them during the past 30 days?








Response	6	8	10	12	Total	
0	99.1	97.5	93.7	92.5	96.3	
1-2	0.8	1.6	3.1	3.3	2.0	
3-5	0.1	0.3	1.5	1.9	0.8	
6-9	0.0	0.2	0.8	1.3	0.5	
10-19	0.0	0.0	0.3	0.6	0.2	
20-39	0.0	0.1	0.3	0.3	0.1	
40+	0.0	0.2	0.3	0.1	0.1	
N of Valid	2245	2349	1766	1219	7579	
N of Miss	145	55	56	40	296	

Table 163: On how many occasions have you taken non-prescription medicines such as diet pills (for example, Dietac, Dexatrim or Prolamine), stay-awake pills (for example No-Doz, Vivarin, or Wake), or cough or cold medicines (robos, DXM, etc.) to get high in your lifetime?








Response	6	8	10	12	Total	
0	98.8	96.1	93.4	92.6	95.7	
1-2	0.6	1.5	2.3	2.0	1.5	
3-5	0.3	0.8	1.8	1.7	1.0	
6-9	0.0	0.7	0.7	1.1	0.6	
10-19	0.0	0.5	0.7	0.7	0.4	
20-39	0.2	0.3	0.4	0.5	0.3	
40+	0.0	0.2	0.7	1.5	0.5	
N of Valid	2236	2355	1762	1217	7570	
N of Miss	154	50	58	42	304	

Table 164: On how many occasions have you taken non-prescription medicines such as diet pills (for example, Dietac, Dexatrim or Prolamine), stay-awake pills (for example No-Doz, Vivarin, or Wake), or cough or cold medicines (robos, DXM, etc.) to get high during the past 30 days?







Response	6	8	10	12	Total	
0	99.3	98.6	97.1	96.8	98.1	
1-2	0.6	0.8	1.7	1.8	1.1	
3-5	0.1	0.5	0.7	0.5	0.4	
6-9	0.0	0.1	0.2	0.5	0.2	
10-19	0.0	0.0	0.2	0.2	0.1	
20-39	0.0	0.0	0.1	0.2	0.1	
40+	0.0	0.0	0.1	0.0	0.0	
N of Valid	2238	2355	1766	1219	7578	
N of Miss	152	50	57	40	299	

Table 165: On how many occasions have you been drunk or very high from drinking alcoholic beverages during the past 30 days?


Response	6	8	10	12	Total	
0	99.2	95.4	87.8	79.5	92.2	
1-2	0.6	3.0	6.4	10.9	4.3	
3-5	0.1	0.9	3.2	4.8	1.8	
6-9	0.1	0.4	1.4	2.5	0.9	
10-19	0.0	0.2	0.5	1.0	0.3	
20-39	0.0	0.1	0.2	0.5	0.2	
40+	0.0	0.1	0.4	0.9	0.3	
N of Valid	2241	2353	1758	1218	7570	
N of Miss	149	51	64	40	304	

Table 166: On how many occasions have you drunk flavored alcoholic beverages, sometimes called 'alcopops' (like Mike's Hard Lemonade, Smirnoff Ice, Bacardi Breezers, etc.) in your lifetime?


Response	6	8	10	12	Total	
0	94.7	81.7	66.7	56.0	77.9	
1-2	3.7	9.6	12.3	11.0	8.7	
3-5	1.1	4.0	7.7	9.0	4.8	
6-9	0.2	2.3	4.7	7.0	3.0	
10-19	0.1	1.4	3.9	7.0	2.5	
20-39	0.0	0.4	2.0	3.2	1.1	
40+	0.0	0.6	2.7	6.8	1.9	
N of Valid	2241	2346	1762	1218	7567	
N of Miss	149	58	59	41	307	

Table 167: On how many occasions have you drunk flavored alcoholic beverages, sometimes called 'alcopops' (like Mike's Hard Lemonade, Smirnoff Ice, Bacardi Breezers, etc.) during the past 30 days?


Response	6	8	10	12	Total	
0	98.8	94.0	88.0	81.3	92.0	
1-2	0.8	4.2	7.5	10.4	5.0	
3-5	0.1	1.1	2.6	5.0	1.8	
6-9	0.1	0.4	1.1	2.0	0.7	
10-19	0.0	0.1	0.5	0.6	0.2	
20-39	0.0	0.1	0.3	0.3	0.1	
40+	0.1	0.1	0.2	0.4	0.2	
N of Valid	2243	2349	1763	1218	7573	
N of Miss	147	56	59	41	303	

Table 168: Think back over the last two weeks. How many times have you had five or more alcoholic drinks in a row?


Response	6	8	10	12	Total	
None	98.5	95.2	88.8	82.0	92.5	
Once	0.9	2.4	4.0	7.5	3.2	
Twice	0.4	1.2	3.3	5.2	2.1	
3-5 times	0.2	0.6	1.9	3.4	1.2	
6-9 times	0.0	0.4	1.1	0.7	0.5	
10 or more times	0.0	0.3	0.8	1.2	0.5	
N of Valid	2223	2342	1764	1219	7548	
N of Miss	167	63	59	40	329	

Table 169: During the past 30 days, how many times did you ride in a car or other vehicle driven by someone who had been drinking alcohol?


Response	6	8	10	12	Total	
0 times	89.9	85.0	83.3	84.8	86.0	
1 time	5.4	7.0	8.2	7.4	6.9	
2 or 3 times	2.7	4.7	5.9	5.6	4.5	
4 or 5 times	1.0	1.2	1.1	1.2	1.1	
6 or more times	1.1	2.1	1.5	1.1	1.5	
N of Valid	2210	2333	1764	1215	7522	
N of Miss	180	71	59	44	354	

Table 170: During the past 30 days, how many times did you drive a car or other vehicle when you had been drinking alcohol?

Response	6	8	10	12	Total	
I did not drive a car in the past 30 days	56.2	61.3	43.4	22.4	49.1	
0 times	43.0	37.3	53.5	70.9	48.4	
1 time	0.3	0.5	1.4	4.4	1.3	
2 or 3 times	0.1	0.3	1.3	1.6	0.7	
4 or 5 times	0.0	0.3	0.2	0.4	0.2	
6 or more times	0.2	0.3	0.3	0.3	0.3	
N of Valid	2107	2203	1725	1210	7245	
N of Miss	197	78	61	43	379	

Table 171: If you drank alcohol (not just a sip or taste) in the past year, how did you usually get it?

Response	6	8	10	12	Total	
I did not drink alcohol in the past year	94.7	81.2	63.7	49.7	75.9	
I bought it myself with a fake ID	0.0	0.1	0.2	0.7	0.2	
I bought it myself without a fake ID	0.0	0.0	0.6	0.8	0.3	
I got it from someone I know age 21 or older	0.7	2.9	10.2	22.4	7.2	
I got it from someone I know under age 21	0.1	2.2	4.8	7.2	3.0	
I got it from my brother or sister	0.2	1.0	1.6	1.1	0.9	
I got it from home with my parents' permission	1.1	4.1	5.0	5.4	3.6	
I got it from home without my parents' permission	0.8	3.3	3.9	1.7	2.5	
I got it from another relative	0.4	1.9	2.3	2.1	1.6	
A stranger bought it for me	0.0	0.1	0.6	1.1	0.3	
I took it from a store or shop	0.0	0.2	0.2	0.3	0.1	
Other	1.9	2.9	6.8	7.7	4.3	
N of Valid	2157	2291	1724	1197	7369	
N of Miss	230	91	70	48	439	

Table 172: If you drank alcohol (not just a sip or taste) in the past year, where did you usually drink it?











Response	6	8	10	12	Total	
I did not drink alcohol in the past year	95.8	81.9	65.3	51.2	77.2	
at my home	2.3	7.5	11.7	12.3	7.8	
at someone else's home	1.0	7.5	18.9	30.1	11.9	
at an open area like a park, beach, field, back road, woods, or a street corner	0.5	1.6	1.9	3.5	1.6	
at a sporting event or concert	0.1	0.3	0.3	0.8	0.3	
at a restaurant, bar, or a nightclub	0.1	0.5	0.4	1.2	0.5	
at an empty building or a construction site	0.0	0.1	0.0	0.1	0.1	
at a hotel/motel	0.1	0.2	0.6	0.3	0.3	
in a car	0.0	0.2	0.4	0.3	0.2	
at school	0.0	0.2	0.5	0.3	0.2	
N of Valid	2145	2281	1711	1176	7313	
N of Miss	240	95	74	53	462	

Table 173: During the last month, about how many marijuana cigarettes, or the equivalent, did you smoke a day, on the average?








Response	6	8	10	12	Total	
None	99.4	94.9	88.3	84.2	92.9	
Less than 1 a day	0.3	2.1	4.6	7.0	3.0	
1 a day	0.1	1.1	2.4	2.4	1.3	
2-3 a day	0.2	0.9	2.5	3.1	1.4	
4-6 a day	0.0	0.4	1.0	1.8	0.7	
7-10 a day	0.0	0.3	0.3	0.4	0.2	
11 or more a day	0.0	0.3	0.8	1.1	0.5	
N of Valid	2183	2330	1758	1214	7485	
N of Miss	207	75	64	45	391	

Table 174: How wrong would most adults (over 21) in your neighborhood think it is for kids your age: to use marijuana?





Response	6	8	10	12	Total	
Very wrong	93.8	82.7	72.1	68.9	81.2	
Wrong	4.4	11.8	18.2	19.3	12.3	
A little bit wrong	1.2	4.1	6.7	9.0	4.7	
Not wrong at all	0.5	1.4	3.1	2.8	1.8	
N of Valid	2161	2296	1739	1195	7391	
N of Miss	227	108	82	64	481	

Table 175: How wrong would most adults (over 21) in your neighborhood think it is for kids your age: to drink alcohol?





Response	6	8	10	12	Total	
Very wrong	84.9	68.2	54.8	50.8	67.1	
Wrong	9.8	17.9	23.8	26.6	18.3	
A little bit wrong	3.7	10.9	15.6	16.9	10.9	
Not wrong at all	1.6	3.1	5.8	5.7	3.7	
N of Valid	2153	2292	1736	1192	7373	
N of Miss	235	111	86	67	499	

Table 176: How wrong would most adults (over 21) in your neighborhood think it is for kids your age: to smoke cigarettes?





Response	6	8	10	12	Total	
Very wrong	85.5	72.8	61.7	53.7	70.8	
Wrong	9.0	16.7	22.0	24.2	16.9	
A little bit wrong	4.0	7.5	10.5	14.0	8.2	
Not wrong at all	1.4	3.0	5.8	8.1	4.0	
N of Valid	2157	2291	1738	1192	7378	
N of Miss	231	113	85	67	496	

Table 177: How much do each of the following statements describe your neighborhood? crime and/or drug selling


Response	6	8	10	12	Total	
NO!	86.3	77.3	68.8	71.2	76.9	
no	9.4	15.0	21.0	19.3	15.5	
yes	3.4	6.1	8.2	7.6	6.1	
YES!	0.9	1.6	1.9	1.9	1.5	
N of Valid	2152	2307	1749	1205	7413	
N of Miss	236	97	74	54	461	

Table 178: How much do each of the following statements describe your neighborhood? fights


Response	6	8	10	12	Total	
NO!	77.0	69.6	67.9	72.8	71.9	
no	13.0	18.3	21.7	20.3	17.9	
yes	7.5	9.5	8.2	5.4	7.9	
YES!	2.5	2.6	2.2	1.5	2.3	
N of Valid	2146	2305	1746	1206	7403	
N of Miss	241	99	77	53	470	

Table 179: How much do each of the following statements describe your neighborhood? lots of empty or abandoned buildings


Response	6	8	10	12	Total	
NO!	81.5	73.6	70.0	75.6	75.4	
no	13.9	20.0	24.5	20.7	19.4	
yes	3.3	5.5	4.1	3.2	4.1	
YES!	1.3	0.9	1.4	0.5	1.1	
N of Valid	2145	2304	1749	1207	7405	
N of Miss	243	100	72	52	467	

Table 180: How much do each of the following statements describe your neighborhood? lots of graffiti





Response	6	8	10	12	Total	
NO!	86.0	78.5	74.6	78.9	79.8	
no	9.9	16.3	20.0	17.6	15.5	
yes	2.8	3.9	4.0	2.8	3.4	
YES!	1.3	1.3	1.5	0.7	1.2	
N of Valid	2125	2306	1746	1206	7383	
N of Miss	264	97	77	53	491	

Table 181: If I had to move, I would miss the neighborhood I now live in.





Response	6	8	10	12	Total	
NO!	10.9	12.2	13.7	13.5	12.4	
no	10.4	18.1	22.0	24.0	17.8	
yes	26.2	31.1	35.9	35.4	31.5	
YES!	52.4	38.5	28.4	27.0	38.3	
N of Valid	2144	2306	1752	1202	7404	
N of Miss	244	96	69	55	464	

Table 182: My neighbors notice when I am doing a good job and let me know about it.





Response	6	8	10	12	Total	
NO!	31.5	35.0	37.0	42.1	35.6	
no	30.4	38.1	41.5	35.9	36.3	
yes	22.8	18.7	16.1	15.0	18.6	
YES!	15.3	8.2	5.5	7.0	9.4	
N of Valid	2127	2299	1749	1203	7378	
N of Miss	261	105	73	56	495	

Table 183: I like my neighborhood.

Response	6	8	10	12	Total	
NO!	6.8	8.8	9.0	8.4	8.2	
no	7.0	12.2	15.0	15.7	11.9	
yes	32.4	41.4	49.6	51.7	42.4	
YES!	53.8	37.6	26.4	24.2	37.5	
N of Valid	2136	2298	1745	1197	7376	
N of Miss	250	104	76	59	489	

Table 184: There are lots of adults in my neighborhood I could talk to about something important.

Response	6	8	10	12	Total	
NO!	20.4	24.4	28.3	31.6	25.4	
no	25.3	31.9	34.8	34.3	31.1	
yes	26.8	26.3	26.1	22.5	25.7	
YES!	27.5	17.4	10.8	11.6	17.8	
N of Valid	2118	2287	1745	1202	7352	
N of Miss	269	116	78	57	520	

Table 185: I'd like to get out of my neighborhood.

Response	6	8	10	12	Total	
NO!	59.0	40.8	31.2	30.1	42.0	
no	26.1	35.5	42.6	42.7	35.7	
yes	8.5	14.6	17.8	19.3	14.4	
YES!	6.4	9.0	8.4	7.8	7.9	
N of Valid	2108	2290	1743	1199	7340	
N of Miss	273	109	76	58	516	

Table 186: There are people in my neighborhood who are proud of me when I do something well.

Response	6	8	10	12	Total	
NO!	19.2	24.1	26.1	28.7	23.9	
no	23.1	32.6	36.9	33.8	31.1	
yes	33.0	30.2	27.8	27.5	30.0	
YES!	24.7	13.1	9.2	10.0	15.0	
N of Valid	2104	2288	1747	1197	7336	
N of Miss	284	117	75	61	537	

Table 187: There are people in my neighborhood who encourage me to do my best.

Response	6	8	10	12	Total	
NO!	18.2	23.0	25.4	28.2	23.0	
no	20.4	29.3	33.9	32.8	28.4	
yes	31.1	31.6	29.8	28.3	30.5	
YES!	30.3	16.1	10.9	10.7	18.1	
N of Valid	2110	2288	1742	1200	7340	
N of Miss	279	115	80	59	533	

Table 188: I feel safe in my neighborhood.

Response	6	8	10	12	Total	
NO!	6.1	6.0	5.3	4.4	5.6	
no	9.5	11.2	10.4	8.7	10.1	
yes	30.5	41.8	50.2	49.3	41.8	
YES!	53.9	41.0	34.1	37.6	42.5	
N of Valid	2115	2285	1744	1198	7342	
N of Miss	269	113	75	60	517	

Table 189: Which of the following activities for people your age are available in your community? sports teams?



Response	6	8	10	12	Total	
No	12.7	10.1	9.4	8.8	10.5	
Yes	87.3	89.9	90.6	91.3	89.5	
N of Valid	2089	2293	1745	1200	7327	
N of Miss	301	111	78	59	549	

Table 190: Which of the following activities for people your age are available in your community? scouting?



Response	6	8	10	12	Total	
No	35.9	39.1	34.3	26.0	34.9	
Yes	64.1	60.9	65.7	74.0	65.1	
N of Valid	2035	2240	1725	1196	7196	
N of Miss	355	165	98	63	681	

Table 191: Which of the following activities for people your age are available in your community? boys and girls clubs?



Response	6	8	10	12	Total	
No	21.0	19.0	18.8	15.0	18.9	
Yes	79.0	81.0	81.2	85.0	81.1	
N of Valid	2066	2275	1738	1197	7276	
N of Miss	324	129	85	62	600	

Table 192: Which of the following activities for people your age are available in your community? 4-H clubs?



Response	6	8	10	12	Total	
No	59.6	56.0	48.8	41.3	52.7	
Yes	40.4	44.0	51.2	58.7	47.3	
N of Valid	1883	2111	1698	1181	6873	
N of Miss	507	291	124	78	1000	

Table 193: Which of the following activities for people your age are available in your community? service clubs?



Response	6	8	10	12	Total	
No	41.4	39.7	28.6	23.7	34.8	
Yes	58.6	60.3	71.4	76.3	65.2	
N of Valid	1966	2175	1717	1188	7046	
N of Miss	424	230	106	71	831	

Table 194: If a kid smoked marijuana in your neighborhood would he or she be caught by the police?





Response	6	8	10	12	Total	
NO!	6.9	9.6	15.2	18.1	11.5	
no	15.8	31.2	45.1	48.0	32.9	
yes	28.6	31.3	26.8	24.3	28.3	
YES!	48.8	28.0	12.8	9.7	27.3	
N of Valid	2075	2278	1737	1190	7280	
N of Miss	309	124	83	67	583	

Table 195: If a kid drank some beer, wine or hard liquor (for example, vodka, whiskey, or gin) in your neighborhood would he or she be caught by the police?





Response	6	8	10	12	Total	
NO!	8.0	13.5	19.7	23.0	15.0	
no	21.8	39.4	50.3	52.6	39.2	
yes	30.9	25.9	21.5	17.4	24.9	
YES!	39.3	21.2	8.5	7.0	21.0	
N of Valid	2068	2276	1735	1189	7268	
N of Miss	316	126	87	68	597	

Table 196: If a kid carried a handgun in your neighborhood would he or she be caught by the police?





Response	6	8	10	12	Total	
NO!	7.3	9.8	13.4	15.6	10.9	
no	13.4	24.4	32.2	32.9	24.5	
yes	27.1	31.3	32.0	29.9	30.0	
YES!	52.2	34.6	22.4	21.6	34.6	
N of Valid	2069	2276	1736	1188	7269	
N of Miss	317	126	86	69	598	

Table 197: If you wanted to get some cigarettes, how easy would it be for you to get some?





Response	6	8	10	12	Total	
Very hard	78.4	55.2	33.4	17.1	50.3	
Sort of hard	10.2	16.4	16.7	9.7	13.6	
Sort of easy	5.9	15.3	23.3	18.4	15.0	
Very easy	5.5	13.1	26.6	54.8	21.0	
N of Valid	2049	2268	1746	1180	7243	
N of Miss	337	134	75	79	625	

Table 198: If you wanted to get some beer, wine or hard liquor (for example, vodka, whiskey, or gin), how easy would it be for you to get some?





Response	6	8	10	12	Total	
Very hard	73.2	46.2	25.0	15.6	43.8	
Sort of hard	12.8	18.1	16.9	14.7	15.7	
Sort of easy	7.5	19.8	29.0	32.1	20.6	
Very easy	6.5	15.8	29.1	37.5	19.9	
N of Valid	2045	2262	1744	1176	7227	
N of Miss	344	141	78	83	646	

Table 199: If you wanted to get a drug like cocaine, LSD, or amphetamines, how easy would it be for you to get some?


Response	6	8	10	12	Total	
Very hard	95.3	84.2	65.4	57.2	78.4	
Sort of hard	2.5	8.9	17.0	20.7	11.0	
Sort of easy	1.1	3.9	10.6	13.2	6.2	
Very easy	1.1	3.0	7.0	8.9	4.4	
N of Valid	2041	2266	1748	1178	7233	
N of Miss	349	138	74	81	642	

Table 200: If you wanted to get a handgun, how easy would it be for you to get one?


Response	6	8	10	12	Total	
Very hard	80.7	69.0	60.2	54.5	67.8	
Sort of hard	9.2	14.5	17.8	20.2	14.7	
Sort of easy	4.9	9.3	10.5	11.6	8.7	
Very easy	5.2	7.3	11.5	13.7	8.7	
N of Valid	2040	2262	1742	1171	7215	
N of Miss	349	140	81	87	657	

Table 201: If you wanted to get some marijuana, how easy would it be for you to get some?


Response	6	8	10	12	Total	
Very hard	94.1	73.7	40.7	27.0	63.9	
Sort of hard	2.7	8.1	12.0	12.0	8.2	
Sort of easy	1.7	8.2	16.0	19.3	10.1	
Very easy	1.5	10.0	31.2	41.6	17.9	
N of Valid	2037	2269	1745	1179	7230	
N of Miss	353	136	77	79	645	

Table 202: During the past 12 months, have you participated in any alcohol prevention programs or seen any alcohol prevention messages in your school or community? Yes, a school-based program focused on preventing underage drinking and/or drinking and driving.



Response	6	8	10	12	Total	
No	57.8	66.8	82.8	89.6	71.4	
Yes	42.2	33.2	17.2	10.4	28.6	
N of Valid	2390	2405	1823	1259	7877	
N of Miss	0	0	0	0	0	

Table 203: During the past 12 months, have you participated in any alcohol prevention programs or seen any alcohol prevention messages in your school or community? Yes, a community-based program focused on preventing underage drinking and/or drinking and driving (for example, through your church or temple or through youth groups like Boys and Girls Club or 4-H).



Response	6	8	10	12	Total	
No	82.2	87.9	92.2	94.6	88.2	
Yes	17.8	12.1	7.8	5.4	11.8	
N of Valid	2390	2405	1823	1259	7877	
N of Miss	0	0	0	0	0	

Table 204: During the past 12 months, have you participated in any alcohol prevention programs or seen any alcohol prevention messages in your school or community? Yes, a media campaign addressing underage drinking and/or drinking and driving (for example, newspaper ads, posters, pamphlets, radio, TV).



Response	6	8	10	12	Total	
No	81.4	82.6	83.3	84.7	82.8	
Yes	18.6	17.4	16.7	15.3	17.2	
N of Valid	2390	2405	1823	1259	7877	
N of Miss	0	0	0	0	0	

Table 205: During the past 12 months, have you participated in any alcohol prevention programs or seen any alcohol prevention messages in your school or community? No



Response	6	8	10	12	Total	
No	64.1	49.3	35.1	29.8	47.4	
Yes	35.9	50.7	64.9	70.2	52.6	
N of Valid	2390	2405	1823	1259	7877	
N of Miss	0	0	0	0	0	

Table 206: How wrong do your parents feel it would be for YOU to: drink beer, wine or hard liquor (for example, vodka, whiskey or gin) regularly?


Response	6	8	10	12	Total	
Very wrong	90.7	78.6	69.0	59.9	76.7	
Wrong	6.6	13.6	19.4	21.0	14.2	
A little bit wrong	2.2	6.2	9.2	14.4	7.1	
Not wrong at all	0.5	1.5	2.3	4.7	2.0	
N of Valid	2059	2279	1743	1190	7271	
N of Miss	328	122	78	68	596	

Table 207: How wrong do your parents feel it would be for YOU to: smoke cigarettes?


Response	6	8	10	12	Total	
Very wrong	94.7	88.3	83.5	72.5	86.4	
Wrong	3.7	8.0	11.4	16.4	9.0	
A little bit wrong	0.9	2.5	3.7	7.8	3.2	
Not wrong at all	0.7	1.2	1.4	3.3	1.4	
N of Valid	2062	2280	1745	1187	7274	
N of Miss	328	122	78	72	600	

Table 208: How wrong do your parents feel it would be for YOU to: smoke marijuana?


Response	6	8	10	12	Total	
Very wrong	98.1	93.3	86.2	80.7	90.9	
Wrong	1.2	3.7	8.1	9.9	5.1	
A little bit wrong	0.4	2.0	3.7	6.2	2.6	
Not wrong at all	0.3	1.0	2.0	3.2	1.4	
N of Valid	2052	2269	1739	1186	7246	
N of Miss	338	135	83	73	629	

Table 209: How wrong do your parents feel it would be for YOU to: steal something worth more than \$5?





Response	6	8	10	12	Total	
Very wrong	87.5	82.6	81.5	84.2	84.0	
Wrong	9.6	13.3	14.6	12.1	12.4	
A little bit wrong	2.3	3.5	3.0	2.8	2.9	
Not wrong at all	0.6	0.6	0.9	0.9	0.7	
N of Valid	2055	2273	1742	1184	7254	
N of Miss	334	132	81	75	622	

Table 210: How wrong do your parents feel it would be for YOU to: draw graffiti, write things, or draw pictures on buildings or other property (without the owner's permission)?





Response	6	8	10	12	Total	
Very wrong	93.3	87.3	84.2	83.9	87.7	
Wrong	4.5	8.9	11.9	11.6	8.8	
A little bit wrong	1.2	2.7	2.9	3.8	2.5	
Not wrong at all	1.0	1.1	1.0	0.7	1.0	
N of Valid	2051	2282	1742	1187	7262	
N of Miss	338	122	80	72	612	

Table 211: How wrong do your parents feel it would be for YOU to: pick a fight with someone?





Response	6	8	10	12	Total	
Very wrong	76.6	60.7	54.3	59.2	63.4	
Wrong	16.0	23.9	27.8	24.1	22.7	
A little bit wrong	5.2	12.4	15.0	14.2	11.3	
Not wrong at all	2.1	2.9	2.9	2.4	2.6	
N of Valid	2053	2280	1743	1189	7265	
N of Miss	334	125	80	70	609	

Table 212: During the past 12 months, have you talked with at least one of your parents about the dangers of underage drinking and/or drinking and driving? By parents, we mean either your biological parents, adoptive parents, stepparents, or adult guardians - whether or not they live with you.



Response	6	8	10	12	Total	
No	42.1	52.8	49.6	52.6	49.1	
Yes	57.9	47.2	50.4	47.4	50.9	
N of Valid	1934	2217	1697	1171	7019	
N of Miss	455	186	125	87	853	

Table 213: Have any of your brothers or sisters ever: drunk beer, wine or hard liquor (for example, vodka, whiskey or gin)?




Response	6	8	10	12	Total	
No	78.9	61.5	51.1	42.1	60.7	
Yes	17.1	34.1	44.2	53.5	34.9	
I don't have any brothers or sisters	3.9	4.3	4.7	4.5	4.3	
N of Valid	2028	2262	1737	1184	7211	
N of Miss	361	142	86	75	664	

Table 214: Have any of your brothers or sisters ever: smoked marijuana?




Response	6	8	10	12	Total	
No	92.7	83.3	71.7	65.4	80.2	
Yes	3.6	12.4	23.5	30.2	15.5	
I don't have any brothers or sisters	3.7	4.3	4.8	4.4	4.3	
N of Valid	2024	2257	1733	1185	7199	
N of Miss	363	148	88	74	673	

Table 215: Have any of your brothers or sisters ever: smoked cigarettes?




Response	6	8	10	12	Total	
No	84.3	73.8	68.3	61.9	73.5	
Yes	12.0	21.9	26.8	33.5	22.2	
I don't have any brothers or sisters	3.7	4.3	4.9	4.5	4.3	
N of Valid	2021	2253	1734	1187	7195	
N of Miss	367	151	89	72	679	

Table 216: Have any of your brothers or sisters ever: taken a handgun to school?




Response	6	8	10	12	Total	
No	95.6	94.7	93.9	94.5	94.7	
Yes	0.6	1.1	1.3	1.0	1.0	
I don't have any brothers or sisters	3.7	4.2	4.8	4.5	4.3	
N of Valid	2020	2254	1737	1185	7196	
N of Miss	368	151	86	74	679	

Table 217: Have any of your brothers or sisters ever: been suspended or expelled from school?




Response	6	8	10	12	Total	
No	83.1	76.0	75.9	74.9	77.8	
Yes	13.1	19.7	19.1	20.7	17.9	
I don't have any brothers or sisters	3.8	4.3	5.0	4.4	4.3	
N of Valid	2018	2257	1735	1185	7195	
N of Miss	371	148	87	74	680	

Table 218: The rules in my family are clear.





Response	6	8	10	12	Total	
NO!	1.3	1.9	2.5	1.5	1.8	
no	4.2	8.6	8.1	9.2	7.4	
yes	27.1	37.9	47.0	42.9	37.9	
YES!	67.4	51.6	42.4	46.4	52.9	
N of Valid	2015	2264	1736	1186	7201	
N of Miss	371	140	84	72	667	

Table 219: People in my family often insult or yell at each other.

Response	6	8	10	12	Total	
NO!	40.2	25.4	19.7	23.6	27.9	
no	35.0	42.3	44.8	45.4	41.4	
yes	18.6	23.6	26.8	22.6	22.8	
YES!	6.2	8.8	8.7	8.4	8.0	
N of Valid	2011	2262	1739	1181	7193	
N of Miss	371	141	83	78	673	

Table 220: When I am not at home, one of my parents knows where I am and who I am with.

Response	6	8	10	12	Total	
NO!	2.8	2.8	2.7	3.7	2.9	
no	3.2	5.8	8.1	10.4	6.4	
yes	24.0	37.2	44.8	45.6	36.8	
YES!	70.1	54.2	44.3	40.2	53.9	
N of Valid	1988	2245	1734	1178	7145	
N of Miss	396	157	85	80	718	

Table 221: We argue about the same things in my family over and over.

Response	6	8	10	12	Total	
NO!	43.2	23.2	13.9	16.0	25.3	
no	32.6	38.3	41.1	41.0	37.9	
yes	16.8	27.7	33.9	31.9	26.9	
YES!	7.4	10.7	11.1	11.1	10.0	
N of Valid	1993	2244	1733	1184	7154	
N of Miss	394	157	88	74	713	

Table 222: If you drank some beer or wine or liquor (for example, vodka, whiskey, or gin) without your parents' permission, would you be caught by your parents?





Response	6	8	10	12	Total	
NO!	6.5	6.7	10.3	12.8	8.5	
no	4.0	18.1	30.8	38.4	20.6	
yes	13.3	24.0	28.9	27.4	22.8	
YES!	76.1	51.2	30.0	21.4	48.1	
N of Valid	1979	2250	1731	1180	7140	
N of Miss	407	154	87	78	726	

Table 223: My family has clear rules about alcohol and drug use.





Response	6	8	10	12	Total	
NO!	3.3	3.1	3.6	3.6	3.4	
no	4.6	10.3	11.8	13.7	9.6	
yes	14.2	23.3	34.2	34.9	25.3	
YES!	77.9	63.3	50.3	47.8	61.7	
N of Valid	1984	2243	1731	1177	7135	
N of Miss	405	159	87	82	733	

Table 224: If you carried a handgun without your parents' permission, would you be caught by your parents?





Response	6	8	10	12	Total	
NO!	4.4	4.1	5.7	7.8	5.2	
no	2.4	8.0	13.6	16.5	9.2	
yes	11.8	22.4	29.2	28.0	22.1	
YES!	81.3	65.5	51.5	47.7	63.5	
N of Valid	1967	2235	1727	1185	7114	
N of Miss	422	168	92	73	755	

Table 225: If you skipped school would you be caught by your parents?

Response	6	8	10	12	Total	
NO!	3.8	3.3	7.0	8.8	5.3	
no	4.3	10.6	17.4	23.2	12.6	
yes	14.4	26.1	31.0	32.0	25.0	
YES!	77.5	60.0	44.6	36.0	57.1	
N of Valid	1974	2245	1733	1184	7136	
N of Miss	415	157	88	73	733	

Table 226: Do you feel very close to your mother?

Response	6	8	10	12	Total	
NO!	3.3	6.4	7.5	7.5	6.0	
no	4.8	10.2	13.2	11.5	9.7	
yes	18.0	27.2	33.8	34.2	27.4	
YES!	73.8	56.2	45.5	46.9	56.9	
N of Valid	1959	2238	1726	1178	7101	
N of Miss	430	162	94	79	765	

Table 227: Do you share your thoughts and feelings with your mother?

Response	6	8	10	12	Total	
NO!	9.1	11.6	10.9	10.4	10.5	
no	13.4	24.0	25.6	22.5	21.2	
yes	25.5	29.1	33.7	36.0	30.4	
YES!	52.0	35.3	29.8	31.2	37.9	
N of Valid	1960	2239	1736	1184	7119	
N of Miss	426	165	85	75	751	

Table 228: My parents ask me what I think before most family decisions affecting me are made.

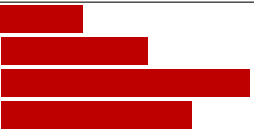
Response	6	8	10	12	Total	
NO!	10.0	11.5	11.3	11.1	11.0	
no	17.0	22.3	24.2	24.3	21.6	
yes	32.6	40.1	40.4	42.2	38.5	
YES!	40.3	26.1	24.1	22.4	28.9	
N of Valid	1931	2237	1730	1182	7080	
N of Miss	454	167	92	77	790	

Table 229: Do you share your thoughts and feelings with your father?


Response	6	8	10	12	Total	
NO!	16.9	19.7	18.5	18.6	18.5	
no	20.2	27.2	30.1	28.8	26.3	
yes	25.0	28.4	32.0	31.1	28.8	
YES!	37.8	24.7	19.5	21.4	26.5	
N of Valid	1948	2220	1727	1180	7075	
N of Miss	439	181	94	77	791	

Table 230: Do you enjoy spending time with your mother?


Response	6	8	10	12	Total	
NO!	2.4	5.6	5.4	5.8	4.7	
no	3.6	7.3	10.8	10.3	7.6	
yes	23.4	36.9	44.4	43.6	36.1	
YES!	70.6	50.2	39.4	40.3	51.5	
N of Valid	1952	2228	1729	1181	7090	
N of Miss	434	171	88	77	770	

Table 231: Do you enjoy spending time with your father?

Response	6	8	10	12	Total	
NO!	6.7	10.0	10.7	9.9	9.3	
no	4.8	8.4	11.1	12.5	8.8	
yes	21.5	34.7	43.4	41.2	34.2	
YES!	67.0	46.9	34.8	36.4	47.7	
N of Valid	1948	2219	1718	1176	7061	
N of Miss	440	181	102	83	806	

Table 232: If I had a personal problem, I could ask my mom or dad for help.

Response	6	8	10	12	Total	
NO!	4.3	7.7	7.2	7.2	6.5	
no	5.4	11.2	14.6	12.5	10.7	
yes	21.8	32.5	40.4	40.3	32.8	
YES!	68.5	48.6	37.8	40.0	50.0	
N of Valid	1958	2233	1729	1184	7104	
N of Miss	431	169	91	73	764	

Table 233: Do you feel very close to your father?

Response	6	8	10	12	Total	
NO!	7.8	12.4	13.5	14.3	11.7	
no	8.3	14.0	19.5	20.0	14.8	
yes	20.3	28.8	34.0	31.0	28.1	
YES!	63.6	44.8	33.0	34.8	45.4	
N of Valid	1949	2209	1722	1176	7056	
N of Miss	441	192	98	81	812	

Table 234: My parents give me lots of chances to do fun things with them.


Response	6	8	10	12	Total	
NO!	3.5	6.7	7.6	7.9	6.2	
no	10.4	17.1	20.4	21.6	16.8	
yes	26.0	35.1	40.2	39.1	34.5	
YES!	60.1	41.1	31.8	31.4	42.5	
N of Valid	1957	2231	1730	1179	7097	
N of Miss	429	170	90	79	768	

Table 235: My parents ask if I've gotten my homework done.


Response	6	8	10	12	Total	
NO!	1.3	2.7	4.1	9.1	3.7	
no	2.3	7.7	13.5	18.3	9.4	
yes	22.1	34.6	43.7	43.1	34.8	
YES!	74.4	55.0	38.7	29.4	52.1	
N of Valid	1981	2249	1754	1199	7183	
N of Miss	409	156	68	59	692	

Table 236: People in my family have serious arguments.

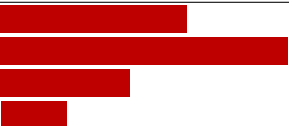
Response	6	8	10	12	Total	
NO!	42.5	25.2	19.0	23.3	28.1	
no	37.1	46.6	49.9	47.3	44.9	
yes	13.3	19.6	21.7	21.4	18.7	
YES!	7.0	8.6	9.5	7.9	8.3	
N of Valid	1951	2234	1741	1195	7121	
N of Miss	436	168	81	62	747	

Table 237: Would your parents know if you did not come home on time?

Response	6	8	10	12	Total	
NO!	2.8	2.4	2.8	4.4	2.9	
no	6.6	11.0	12.6	14.1	10.7	
yes	26.0	37.0	46.2	44.4	37.5	
YES!	64.6	49.6	38.5	37.0	48.9	
N of Valid	1951	2232	1742	1195	7120	
N of Miss	438	170	78	63	749	

Table 238: It is important to be honest with your parents, even if they become upset or you get punished.

Response	6	8	10	12	Total	
NO!	2.1	3.2	3.3	5.2	3.3	
no	3.1	8.3	11.7	11.5	8.2	
yes	22.8	36.3	45.3	44.5	36.2	
YES!	72.1	52.3	39.6	38.9	52.4	
N of Valid	1948	2225	1738	1194	7105	
N of Miss	440	175	81	63	759	

Table 239: My parents notice when I am doing a good job and let me know about it.

Response	6	8	10	12	Total	
Never or Almost Never	5.5	9.9	9.7	9.9	8.7	
Sometimes	17.7	25.2	30.4	29.9	25.2	
Often	30.1	32.3	32.9	33.2	32.0	
All the time	46.7	32.6	27.0	27.0	34.1	
N of Valid	1949	2236	1742	1198	7125	
N of Miss	438	168	78	60	744	

Table 240: How often do your parents tell you they're proud of you for something you've done?





Response	6	8	10	12	Total	
Never or Almost Never	5.0	10.0	10.8	10.9	9.0	
Sometimes	15.8	23.0	27.2	29.7	23.2	
Often	31.3	32.0	34.5	32.2	32.5	
All the time	47.9	35.0	27.5	27.2	35.3	
N of Valid	1937	2223	1742	1197	7099	
N of Miss	450	180	81	62	773	

Table 241: How many brothers and sisters, including stepbrothers and stepsisters, do you have that are younger than you?








Response	6	8	10	12	Total	
0	34.0	32.0	30.6	29.8	31.8	
1	31.2	31.8	31.5	30.7	31.4	
2	17.5	19.0	20.2	18.1	18.8	
3	9.3	8.2	9.1	9.2	8.9	
4	3.5	4.4	3.9	5.8	4.3	
5	1.7	1.9	2.1	2.3	2.0	
6 or more	2.7	2.8	2.5	4.1	2.9	
N of Valid	1915	2217	1740	1193	7065	
N of Miss	471	181	81	66	799	

Table 242: How many brothers and sisters, including stepbrothers and stepsisters, do you have that are older than you?








Response	6	8	10	12	Total	
0	32.3	34.8	37.5	37.5	35.2	
1	28.5	27.0	27.0	27.3	27.5	
2	17.9	16.8	17.2	16.9	17.2	
3	9.2	9.5	8.4	7.9	8.9	
4	5.5	5.3	3.3	4.0	4.6	
5	2.9	2.9	2.9	2.4	2.8	
6 or more	3.8	3.7	3.6	3.9	3.7	
N of Valid	1941	2227	1746	1192	7106	
N of Miss	449	176	77	67	769	

Table 243: Have you changed homes in the past year (the last 12 months)?



Response	6	8	10	12	Total	
No	73.9	72.6	76.9	80.3	75.3	
Yes	26.1	27.4	23.1	19.7	24.7	
N of Valid	1923	2221	1741	1194	7079	
N of Miss	466	181	82	65	794	

Table 244: How many times have you changed homes since kindergarten?






Response	6	8	10	12	Total	
Never	32.4	22.0	19.4	18.7	23.6	
1 or 2 times	34.4	34.9	34.3	32.4	34.2	
3 or 4 times	18.3	21.9	22.9	26.0	21.8	
5 or 6 times	8.2	10.4	11.2	11.1	10.1	
7 or more times	6.7	10.9	12.2	11.9	10.2	
N of Valid	1917	2210	1736	1190	7053	
N of Miss	472	192	84	68	816	

Table 245: Have you changed schools (including changing from elementary to middle and middle to high school) in the past year?



Response	6	8	10	12	Total	
No	42.4	70.1	70.4	77.6	63.9	
Yes	57.6	29.9	29.6	22.4	36.1	
N of Valid	1902	2203	1725	1190	7020	
N of Miss	487	201	95	68	851	

Table 246: How many times have you changed schools since kindergarten (including changing from elementary to middle and middle to high school)?






Response	6	8	10	12	Total	
Never	17.4	12.8	10.7	11.3	13.3	
1 or 2 times	43.3	32.6	18.0	11.3	28.3	
3 or 4 times	26.3	33.5	38.5	41.5	34.1	
5 or 6 times	8.4	13.1	22.5	22.7	15.8	
7 or more times	4.5	8.1	10.3	13.2	8.5	
N of Valid	1897	2205	1736	1193	7031	
N of Miss	493	198	87	66	844	

Table 247: Has anyone in your family ever had severe alcohol or drug problems?



Response	6	8	10	12	Total	
No	79.4	70.3	63.4	63.4	69.9	
Yes	20.6	29.7	36.6	36.6	30.1	
N of Valid	1891	2210	1731	1187	7019	
N of Miss	499	195	92	72	858	

Table 248: About how many adults (over 21) have you known personally who in the past year have: used marijuana, crack, cocaine, or other drugs?






Response	6	8	10	12	Total	
0	85.7	73.5	61.6	53.5	70.5	
1	8.7	12.9	13.6	15.3	12.4	
2	2.6	5.7	9.1	11.6	6.7	
3-4	1.3	3.4	7.3	10.0	4.9	
5+	1.7	4.5	8.4	9.6	5.6	
N of Valid	1896	2201	1731	1192	7020	
N of Miss	493	203	91	67	854	

Table 249: About how many adults (over 21) have you known personally who in the past year have: sold or dealt drugs?






Response	6	8	10	12	Total	
0	94.1	84.3	75.9	72.7	82.9	
1	4.1	7.7	10.6	11.7	8.1	
2	1.1	3.5	6.0	6.4	3.9	
3-4	0.4	1.8	3.3	4.4	2.2	
5+	0.4	2.7	4.2	4.9	2.8	
N of Valid	1892	2201	1734	1190	7017	
N of Miss	498	203	89	69	859	

Table 250: About how many adults (over 21) have you known personally who in the past year have: done other things that could get them in trouble with the police, like stealing, selling stolen goods, mugging or assaulting others, etc.?






Response	6	8	10	12	Total	
0	88.1	75.1	69.7	70.4	76.5	
1	8.4	12.8	13.5	12.1	11.7	
2	1.6	5.4	6.5	6.6	4.8	
3-4	1.2	3.1	4.8	4.6	3.3	
5+	0.7	3.6	5.5	6.3	3.8	
N of Valid	1892	2198	1732	1194	7016	
N of Miss	497	207	91	65	860	

Table 251: About how many adults (over 21) have you known personally who in the past year have: gotten drunk or high?






Response	6	8	10	12	Total	
0	67.0	48.3	36.5	32.5	47.7	
1	17.1	19.3	17.7	16.5	17.8	
2	7.2	10.8	12.1	10.5	10.1	
3-4	3.8	7.4	10.8	13.0	8.2	
5+	4.9	14.2	22.8	27.5	16.1	
N of Valid	1887	2195	1730	1189	7001	
N of Miss	500	208	89	67	864	

Table 252: Have you seen or heard information about underage drinking in the past 12 months from the following sources? Radio



Response	6	8	10	12	Total	
No	52.3	45.7	43.7	42.8	46.5	
Yes	47.7	54.3	56.3	57.2	53.5	
N of Valid	1866	2192	1724	1183	6965	
N of Miss	523	212	98	75	908	

Table 253: Have you seen or heard information about underage drinking in the past 12 months from the following sources? TV.



Response	6	8	10	12	Total	
No	25.2	20.6	19.6	19.4	21.4	
Yes	74.8	79.4	80.4	80.6	78.6	
N of Valid	1871	2194	1722	1187	6974	
N of Miss	519	210	101	71	901	

Table 254: Have you seen or heard information about underage drinking in the past 12 months from the following sources? Print. This includes information on underage drinking you may have seen in the newspaper, on a billboard, in pamphlets, on stickers, etc.



Response	6	8	10	12	Total	
No	42.6	39.4	41.9	39.0	40.8	
Yes	57.4	60.6	58.1	61.0	59.2	
N of Valid	1847	2188	1721	1185	6941	
N of Miss	543	217	102	73	935	

Table 255: Have you seen or heard information about underage drinking in the past 12 months from the following sources? Website or social media? (Facebook, Myspace, website, etc.)



Response	6	8	10	12	Total	
No	52.2	40.9	37.1	38.8	42.6	
Yes	47.8	59.1	62.9	61.2	57.4	
N of Valid	1845	2189	1722	1184	6940	
N of Miss	544	216	101	75	936	

Table 256: The next questions ask about your opinions of the information you saw or heard. If you have seen or heard more than one ad, please think about your favorite ad when answering these questions. The information about underage drinking that I saw or heard was convincing.

Response	6	8	10	12	Total	
NO!	21.4	13.1	12.5	13.6	15.2	
no	7.3	14.6	20.2	21.6	15.3	
yes	19.3	33.2	39.3	41.4	32.5	
YES!	33.5	25.3	17.9	15.0	23.8	
I have not seen or heard any ads about underage drinking in the past 12 months.	18.5	13.8	10.0	8.3	13.1	
N of Valid	1810	2165	1713	1180	6868	
N of Miss	572	238	108	77	995	

Table 257: The next questions ask about your opinions of the information you saw or heard. If you have seen or heard more than one ad, please think about your favorite ad when answering these questions. The information about underage drinking that I saw or heard grabbed my attention.

Response	6	8	10	12	Total	
NO!	19.7	12.3	12.2	12.6	14.3	
no	8.8	20.2	24.2	27.9	19.5	
yes	20.4	29.9	36.4	35.4	30.0	
YES!	33.0	23.9	17.0	16.1	23.2	
I have not seen or heard any ads about underage drinking in the past 12 months.	18.1	13.6	10.2	8.0	13.0	
N of Valid	1805	2161	1709	1182	6857	
N of Miss	582	240	112	76	1010	

Table 258: The next questions ask about your opinions of the information you saw or heard. If you have seen or heard more than one ad, please think about your favorite ad when answering these questions. The information about underage drinking that I saw or heard said something important to me.

Response	6	8	10	12	Total	
NO!	16.5	12.3	13.2	13.7	13.9	
no	9.3	21.3	25.9	30.3	20.9	
yes	19.1	28.7	34.1	32.1	28.1	
YES!	36.6	23.8	16.5	15.8	23.9	
I have not seen or heard any ads about underage drinking in the past 12 months.	18.6	14.0	10.2	8.0	13.2	
N of Valid	1792	2163	1708	1181	6844	
N of Miss	593	240	114	77	1024	

Table 259: The next questions ask about your opinions of the information you saw or heard. If you have seen or heard more than one ad, please think about your favorite ad when answering these questions. Seeing or hearing this information about underage drinking made me want to stop or decrease my drinking.










Response	6	8	10	12	Total	
NO!	19.2	14.6	16.2	20.2	17.2	
no	4.1	13.3	21.6	29.8	16.0	
yes	7.6	16.2	24.0	22.3	17.1	
YES!	34.5	29.7	21.7	15.7	26.4	
I have not seen or heard any ads about underage drinking in the past 12 months.	34.6	26.3	16.6	11.9	23.3	
N of Valid	1648	2029	1669	1156	6502	
N of Miss	737	370	152	102	1361	

Table 260: How honest were you in filling out this survey?

Response	6	8	10	12	Total	
I was very honest	86.2	78.4	76.9	78.5	80.1	
I was honest pretty much of the time	11.5	18.1	18.9	17.6	16.4	
I was honest some of the time	1.6	2.8	3.0	2.8	2.5	
I was honest once in a while	0.7	0.6	1.2	1.2	0.9	
I was not honest at all	0.0	0.0	0.0	0.0	0.0	
N of Valid	1876	2188	1733	1195	6992	
N of Miss	509	211	86	64	870	