

A background image showing a row of students in a classroom, sitting at desks and holding yellow pencils, ready to take a test or survey. The students are out of focus, with the focus on the foreground student's hands and pencil.

2017 APNA

Arkansas Prevention Needs Assessment Survey

**Benton County
Tables**

Arkansas Department of Human Services,
Division of Aging, Adults and Behavioral
Health Services
And
University of Arkansas at Little Rock
MidSOUTH Center for Prevention and Training

Conducted by International Survey Associates dba Pride Surveys

Contents

1 INTRODUCTION

11

2 PERCENTAGE TABLES

15

List of Frequency Distribution Tables

1	Gender	16
2	Age	16
3	Are you Hispanic or Latino?	16
4	What is your race? Black or African American	17
5	What is your race? Asian	17
6	What is your race? American Indian	17
7	What is your race? Alaska Native	17
8	What is your race? White	18
9	What is your race? Native Hawaiian or Other Pacific Islander	18
10	What is your race? Other	18
11	What is the highest level of schooling completed by your mother or father?	19
12	Think of where you live most of the time. Which of the following people live there with you? Mother	19
13	Think of where you live most of the time. Which of the following people live there with you? Stepmother	19
14	Think of where you live most of the time. Which of the following people live there with you? Foster Mother	20
15	Think of where you live most of the time. Which of the following people live there with you? Grandmother	20
16	Think of where you live most of the time. Which of the following people live there with you? Aunt	20
17	Think of where you live most of the time. Which of the following people live there with you? Father	20
18	Think of where you live most of the time. Which of the following people live there with you? Stepfather	21
19	Think of where you live most of the time. Which of the following people live there with you? Foster Father	21
20	Think of where you live most of the time. Which of the following people live there with you? Grandfather	21
21	Think of where you live most of the time. Which of the following people live there with you? Uncle	21
22	Think of where you live most of the time. Which of the following people live there with you? Other Adults	22
23	Think of where you live most of the time. Which of the following people live there with you? Brother(s)	22
24	Think of where you live most of the time. Which of the following people live there with you? Stepbrother(s)	22
25	Think of where you live most of the time. Which of the following people live there with you? Sister(s)	22
26	Think of where you live most of the time. Which of the following people live there with you? Stepsister(s)	23

27	Think of where you live most of the time. Which of the following people live there with you? Other Children	23
28	In my school, students have lots of chances to help decide things like class activities and rules.	23
29	Teachers ask me to work on special classroom projects.	23
30	My teacher(s) notices when I am doing a good job and lets me know about it.	24
31	There are lots of chances for students in my school to get involved in sports, clubs, and other school activities outside of class.	24
32	There are lots of chances for students in my school to talk with a teacher one-on-one.	24
33	I feel safe at my school.	25
34	The school lets my parents know when I have done something well.	25
35	My teachers praise me when I work hard in school.	25
36	Are your school grades better than the grades of most students in your class?	26
37	I have lots of chances to be part of class discussions or activities.	26
38	Now thinking back over the past year in school, how often did you: enjoy being in school?	26
39	Now thinking back over the past year in school, how often did you: hate being in school?	27
40	Now thinking back over the past year in school, how often did you: try to do your best work in school?	27
41	How often do you feel that the school work you are assigned is meaningful and important?	27
42	Putting them all together, what were your grades like last year?	28
43	How important do you think the things you are learning in school are going to be for your later life?	28
44	During the LAST FOUR WEEKS how many whole days of school have you missed because you skipped or "cut"?	28
45	What are the chances you would be seen as cool if you: smoked cigarettes?	29
46	What are the chances you would be seen as cool if you: worked hard at school?	29
47	What are the chances you would be seen as cool if you: began drinking alcoholic beverages regularly, that is, at least once or twice a month?	29
48	What are the chances you would be seen as cool if you: defended someone who was being bullied?	30
49	What are the chances you would be seen as cool if you: smoked marijuana?	30
50	What are the chances you would be seen as cool if you: carried a handgun?	30
51	What are the chances you would be seen as cool if you: used e-cigarettes, e-cigars or e-hookahs (vaping)?	31

52	What are the chances you would be seen as cool if you: bullied someone or cyber bullied someone?	31
53	Think of your four best friends (the friends you feel closest to). In the past year (12 months), how many of your best friends have: participated in clubs, organizations or activities at school?	31
54	Think of your four best friends (the friends you feel closest to). In the past year (12 months), how many of your best friends have: smoked cigarettes?	32
55	Think of your four best friends (the friends you feel closest to). In the past year (12 months), how many of your best friends have: tried beer, wine or hard liquor (for example, vodka, whiskey, or gin) when their parents didn't know about it?	32
56	Think of your four best friends (the friends you feel closest to). In the past year (12 months), how many of your best friends have: used e-cigarettes, e-cigars, or e-hookahs?	32
57	Think of your four best friends (the friends you feel closest to). In the past year (12 months), how many of your best friends have: used marijuana?	33
58	Think of your four best friends (the friends you feel closest to). In the past year (12 months), how many of your best friends have: used prescription drugs or non-prescription drugs for the purpose of getting high?	33
59	Think of your four best friends (the friends you feel closest to). In the past year (12 months), how many of your best friends have: used synthetic marijuana (K2, spice) or bath salts?	33
60	Think of your four best friends (the friends you feel closest to). In the past year (12 months), how many of your best friends have: used LSD, cocaine, amphetamines, or other illegal drugs?	34
61	Think of your four best friends (the friends you feel closest to). In the past year (12 months), how many of your best friends have: been bullied?	34
62	Think of your four best friends (the friends you feel closest to). In the past year (12 months), how many of your best friends have: been suspended from school?	34
63	Think of your four best friends (the friends you feel closest to). In the past year (12 months), how many of your best friends have: carried a handgun?	35
64	Think of your four best friends (the friends you feel closest to). In the past year (12 months), how many of your best friends have: sold illegal drugs?	35
65	Think of your four best friends (the friends you feel closest to). In the past year (12 months), how many of your best friends have: regularly attended religious services?	35

66	Think of your four best friends (the friends you feel closest to). In the past year (12 months), how many of your best friends have: stolen or tried to steal a motor vehicle such as a car or motorcycle?	36
67	Think of your four best friends (the friends you feel closest to). In the past year (12 months), how many of your best friends have: been arrested?	36
68	Think of your four best friends (the friends you feel closest to). In the past year (12 months), how many of your best friends have: dropped out of school?	36
69	Think of your four best friends (the friends you feel closest to). In the past year (12 months), how many of your best friends have: been members of a gang?	37
70	How old were you when you first: smoked marijuana?	37
71	How old were you when you first: smoked a cigarette, even just a puff?	38
72	How old were you when you first: had more than a sip or two of beer, wine or hard liquor (for example, vodka, whiskey, or gin)?	38
73	How old were you when you first: began drinking alcoholic beverages regularly, that is, at least once or twice a month?	39
74	How old were you when you first: used Pegaramide (peg, Peggy)?	39
75	How old were you when you first: got suspended from school?	40
76	How old were you when you first: got arrested?	40
77	How old were you when you first: carried a handgun?	41
78	How old were you when you first: used e-cigarettes, e-cigars, or e-hookahs (vaping)?	41
79	How old were you when you first: belonged to a gang?	42
80	How old were you when you first: used prescription drugs not prescribed to you?	42
81	How wrong do you think it is for someone your age to: take a handgun to school?	43
82	How wrong do you think it is for someone your age to: steal anything?	43
83	How wrong do you think it is for someone your age to: pick a fight with someone?	43
84	How wrong do you think it is for someone your age to: attack someone with the idea of seriously hurting them?	44
85	How wrong do you think it is for someone your age to: stay away from school all day when their parents think they are at school?	44
86	How wrong do you think it is for someone your age to: drink beer, wine or hard liquor (for example, vodka, whiskey, or gin) regularly?	44
87	How wrong do you think it is for someone your age to: smoke cigarettes?	45
88	How wrong do you think it is for someone your age to: smoke marijuana?	45

89	How wrong do you think it is for someone your age to: use prescription drugs or non-prescription drugs for the purpose of getting high?	45
90	How wrong do you think it is for someone your age to: use synthetic marijuana (K2, spice) or bath salts?	46
91	How wrong do you think it is for someone your age to: use LSD, cocaine, amphetamines or another illegal drug?	46
92	How wrong do you think it is for someone your age to: use e-cigarettes, e-cigars or e-hookahs (vaping)?	46
93	At school during the past 12 months, did you receive help from the resource teacher, speech therapist or other special education teacher?	47
94	How many times in the past year (12 months) have you: been suspended from school?	47
95	How many times in the past year (12 months) have you: carried a handgun?	47
96	How many times in the past year (12 months) have you: sold illegal drugs?	48
97	How many times in the past year (12 months) have you: stolen or tried to steal a motor vehicle such as a car or motorcycle?	48
98	How many times in the past year (12 months) have you: participated in clubs, organizations or activities at school?	48
99	How many times in the past year (12 months) have you: been arrested?	49
100	How many times in the past year (12 months) have you: attacked someone with the idea of seriously hurting them?	49
101	How many times in the past year (12 months) have you: been drunk or high at school?	49
102	How many times in the past year (12 months) have you: taken a handgun to school?	50
103	How many times in the past year (12 months) have you: used e-cigarettes, e-cigars, or e-hookahs (vaping)?	50
104	Are you currently on probation, or assigned a probation officer with Juvenile Court?	50
105	Have you ever belonged to a gang?	51
106	If you have ever belonged to a gang, did that gang have a name?	51
107	You are at a party at someone's house, and one of your friends offers you a drink containing alcohol. What would you say or do?	51
108	How often do you attend religious services or activities?	52
109	I think sometimes it's okay to cheat at school.	52
110	It is important to think before you act.	52
111	Sometimes I think that life is not worth it.	53
112	At times I think I am no good at all.	53
113	All in all, I am inclined to think that I am a failure.	53
114	In the past year, have you felt depressed or sad MOST days, even if you felt okay sometimes?	54
115	It is all right to beat up people if they start the fight.	54

116	I think it is okay to take something without asking if you can get away with it.	54
117	Where do you get the most information about living a drug and alcohol free life? Parents/guardians	55
118	Where do you get the most information about living a drug and alcohol free life? Friends	55
119	Where do you get the most information about living a drug and alcohol free life? Family members	55
120	Where do you get the most information about living a drug and alcohol free life? School	56
121	Where do you get the most information about living a drug and alcohol free life? Internet	56
122	Where do you get the most information about living a drug and alcohol free life? TV	56
123	Where do you get the most information about living a drug and alcohol free life? Social media	57
124	How much do you think people risk harming themselves (physically or in other ways) if they: smoked one or more packs of cigarettes per day?	57
125	How much do you think people risk harming themselves (physically or in other ways) if they: try marijuana once or twice?	57
126	How much do you think people risk harming themselves (physically or in other ways) if they: smoke marijuana once or twice a week?	58
127	How much do you think people risk harming themselves (physically or in other ways) if they: take one or two drinks of an alcoholic beverage (beer, wine, liquor) nearly every day?	58
128	How much do you think people risk harming themselves (physically or in other ways) if they: have five or more drinks of an alcoholic beverage once or twice a weekend?	58
129	How much do you think people risk harming themselves (physically or in other ways) if they: use prescription drugs that are not prescribed to them?	59
130	How much do you think people risk harming themselves (physically or in other ways) if they: use non-prescription drugs to get high?	59
131	How much do you think people risk harming themselves (physically or in other ways) if they: use e-cigarettes, e-cigars, or e-hookahs?	59
132	Have you ever used smokeless tobacco (chew, snuff, plug, dipping tobacco, or chewing tobacco)?	60
133	How often have you used smokeless tobacco during the past 30 days?	60
134	Have you ever smoked cigarettes?	60
135	How frequently have you smoked cigarettes during the past 30 days?	61
136	Which statement best describes rules about smoking inside your home or your family cars?	61
137	Have you ever used e-cigarettes, e-cigars, or e-hookahs (vaping)?	61

138	How frequently have you used e-cigarettes, e-cigars, or e-hookahs (vaping)?	62
139	During this school year, were you taught in any of your classes about the dangers of tobacco use?	62
140	During the past 12 months, have you participated in any community activities to discourage people your age from using cigarettes, chewing tobacco, snuff, dip or cigars, e-cigarettes, e-cigars, or e-hookahs?	62
141	Think back over the last two weeks. How many times have you had five or more alcoholic drinks in a row?	63
142	During the past 30 days, how many times did you ride in a car or other vehicle driven by someone who had been drinking alcohol or using drugs to get high?	63
143	During the past 30 days, how many times did you drive a car or other vehicle when you had been drinking alcohol or using drugs to get high?	63
144	If you drank alcohol (not just a sip or taste) in the past year, where did you usually drink it?	64
145	How do you feel about someone your age having one or two drinks of an alcoholic beverage nearly every day?	64
146	On how many occasions have you had alcoholic beverages (beer, wine or hard liquor) to drink in your lifetime - more than just a few sips?	64
147	On how many occasions have you drunk one or more drinks of an alcoholic beverage during the past 30 days?	65
148	On how many occasions have you used marijuana (grass, pot) or hashish (hash, hash oil) in your lifetime?	65
149	On how many occasions have you used marijuana (grass, pot) or hashish (hash, hash oil) during the past 30 days?	65
150	On how many occasions have you used LSD or other psychedelics in your lifetime?	66
151	On how many occasions have you used LSD or other psychedelics during the past 30 days?	66
152	On how many occasions have you used cocaine or crack in your lifetime?	66
153	On how many occasions have you used cocaine or crack during the past 30 days?	67
154	On how many occasions have you sniffed glue, breathed the contents of an aerosol spray can, or inhaled other gases or sprays, in order to get high in your lifetime?	67
155	On how many occasions have you sniffed glue, breathed the contents of an aerosol spray can, or inhaled other gases or sprays, in order to get high during the past 30 days?	67
156	On how many occasions have you used Pegaramide (peg, Peggy, etc.) in your lifetime?	68

157	On how many occasions have you used Pegaramide (peg, Peggy, etc.) during the past 30 days?	68
158	On how many occasions have you used synthetic marijuana (K2, spice) in your lifetime?	68
159	On how many occasions have you used synthetic marijuana (K2, spice) during the past 30 days?	69
160	On how many occasions have you used methamphetamines (meth, speed, crank, crystal meth) in your lifetime?	69
161	On how many occasions have you used methamphetamines (meth, speed, crank, crystal meth) in the past 30 days?	69
162	On how many occasions have you used other chemical products (bath salts, plant food, etc.) in your lifetime?	70
163	On how many occasions have you used other chemical products (bath salts, plant food, etc.) during the past 30 days?	70
164	On how many occasions have you used heroin or other opiates in your lifetime?	70
165	On how many occasions have you used heroin or other opiates during the past 30 days?	71
166	On how many occasions have you used MDMA ('X', 'E', or ecstasy) in your lifetime?	71
167	On how many occasions have you used MDMA ('X', 'E', or ecstasy) during the past 30 days?	71
168	On how many occasions have you taken prescription drugs (such as Valium, Xanax, Ritalin, Adderall, OxyContin, Tramadol, or sleeping pills) not prescribed to you in your lifetime?	72
169	On how many occasions have you taken prescription drugs (such as Valium, Xanax, Ritalin, Adderall, OxyContin, Tramadol, or sleeping pills) not prescribed to you during the past 30 days?	72
170	On how many occasions have you taken non-prescription medicines such as diet pills (for example, Dietac, Dexatrim or Prolamine), stay-awake pills (for example No-Doz, Vivarin, or Wake), or cough or cold medicines (robos, DXM, etc.) to get high in your lifetime?	72
171	On how many occasions have you taken non-prescription medicines such as diet pills (for example, Dietac, Dexatrim or Prolamine), stay-awake pills (for example No-Doz, Vivarin, or Wake), or cough or cold medicines (robos, DXM, etc.) to get high during the past 30 days?	73
172	On how many occasions have you been drunk or very high from drinking alcoholic beverages during the past 30 days?	73
173	On how many occasions have you drunk flavored alcoholic beverages, sometimes called 'alcopops' (like Mike's Hard Lemonade, Smirnoff Ice, Bacardi Breezers, etc.) in your lifetime?	73
174	On how many occasions have you drunk flavored alcoholic beverages, sometimes called 'alcopops' (like Mike's Hard Lemonade, Smirnoff Ice, Bacardi Breezers, etc.) during the past 30 days?	74

175	If you smoked cigarettes (not just a puff or drag) in the past year, how did you usually get them?	74
176	If you used e-cigarettes, e-cigars, or e-hookahs (not just a puff or drag) in the past year, how did you usually get them? - I did not use e-cigarettes, e-cigars, or e-hookahs in the past year	75
177	If you used e-cigarettes, e-cigars, or e-hookahs (not just a puff or drag) in the past year, how did you usually get them? - I bought them in a store such as a convenience store, supermarket, discount store, or gas station	75
178	If you used e-cigarettes, e-cigars, or e-hookahs (not just a puff or drag) in the past year, how did you usually get them? - I got them on the Internet	75
179	If you used e-cigarettes, e-cigars, or e-hookahs (not just a puff or drag) in the past year, how did you usually get them? - I got them at a store that sells electronic cigarettes, such as a "vape shop"	75
180	If you used e-cigarettes, e-cigars, or e-hookahs (not just a puff or drag) in the past year, how did you usually get them? - I got them from a family member	76
181	If you used e-cigarettes, e-cigars, or e-hookahs (not just a puff or drag) in the past year, how did you usually get them? - I got them from a friend	76
182	If you used e-cigarettes, e-cigars, or e-hookahs (not just a puff or drag) in the past year, how did you usually get them? - A stranger got them for me	76
183	If you used e-cigarettes, e-cigars, or e-hookahs (not just a puff or drag) in the past year, how did you usually get them? - I took them from a store or shop	76
184	If you used e-cigarettes, e-cigars, or e-hookahs (not just a puff or drag) in the past year, how did you usually get them? - I got them some other way	77
185	If you used marijuana (grass, pot) (not just a puff or drag) in the past year, how did you usually get it? - I did not use marijuana (grass, pot) in the past year	77
186	If you used marijuana (grass, pot) (not just a puff or drag) in the past year, how did you usually get it? - I bought it myself	77
187	If you used marijuana (grass, pot) (not just a puff or drag) in the past year, how did you usually get it? - I got it from someone at school	77
188	If you used marijuana (grass, pot) (not just a puff or drag) in the past year, how did you usually get it? - I got it from someone with a medical marijuana card	78
189	If you used marijuana (grass, pot) (not just a puff or drag) in the past year, how did you usually get it? - I got it from my brother or sister	78

190	If you used marijuana (grass, pot) (not just a puff or drag) in the past year, how did you usually get it? - I got it from another relative	78
191	If you used marijuana (grass, pot) (not just a puff or drag) in the past year, how did you usually get it? - Other	78
192	If you drank alcohol (not just a sip or taste) in the past year, how did you usually get it?	79
193	If you used prescription drugs or over the counter drugs without a doctor telling you to use it or for the purpose of getting high, where did you get these drugs? - Did not use	79
194	If you used prescription drugs or over the counter drugs without a doctor telling you to use it or for the purpose of getting high, where did you get these drugs? - Bought or took from store or shop	80
195	If you used prescription drugs or over the counter drugs without a doctor telling you to use it or for the purpose of getting high, where did you get these drugs? - Got from parents with permission	80
196	If you used prescription drugs or over the counter drugs without a doctor telling you to use it or for the purpose of getting high, where did you get these drugs? - Got from home without permission	80
197	If you used prescription drugs or over the counter drugs without a doctor telling you to use it or for the purpose of getting high, where did you get these drugs? - Got from relative with permission	80
198	If you used prescription drugs or over the counter drugs without a doctor telling you to use it or for the purpose of getting high, where did you get these drugs? - Got from relative without permission	81
199	If you used prescription drugs or over the counter drugs without a doctor telling you to use it or for the purpose of getting high, where did you get these drugs? - Got from friend's home with permission	81
200	If you used prescription drugs or over the counter drugs without a doctor telling you to use it or for the purpose of getting high, where did you get these drugs? - Got from friend's home without permission	81
201	If you used prescription drugs or over the counter drugs without a doctor telling you to use it or for the purpose of getting high, where did you get these drugs? - Got from friend at school	81
202	If you used prescription drugs or over the counter drugs without a doctor telling you to use it or for the purpose of getting high, where did you get these drugs? - Got from friend at party	82
203	If you used prescription drugs or over the counter drugs without a doctor telling you to use it or for the purpose of getting high, where did you get these drugs? - Got from friend, elsewhere	82
204	If you used prescription drugs or over the counter drugs without a doctor telling you to use it or for the purpose of getting high, where did you get these drugs? - Got from internet sale	82
205	During the last month, about how many marijuana cigarettes, or the equivalent, did you smoke a day, on the average?	83

206	How wrong do your friends feel it would be for YOU to: have one or two drinks of an alcoholic beverage nearly every day?	83
207	How wrong do your friends feel it would be for YOU to: smoke tobacco?	83
208	How wrong do your friends feel it would be for YOU to: smoke marijuana?	84
209	How wrong do your friends feel it would be for YOU to: use prescription drugs not prescribed to you?	84
210	How wrong would most adults (over 21) in your neighborhood think it is for kids your age: to use marijuana?	84
211	How wrong would most adults (over 21) in your neighborhood think it is for kids your age: to drink alcohol?	85
212	How wrong would most adults (over 21) in your neighborhood think it is for kids your age: to smoke cigarettes?	85
213	How much do each of the following statements describe your neighborhood? crime and/or drug selling	85
214	How much do each of the following statements describe your neighborhood? fights	86
215	How much do each of the following statements describe your neighborhood? lots of empty or abandoned buildings	86
216	How much do each of the following statements describe your neighborhood? lots of graffiti	86
217	I feel safe in my neighborhood.	87
218	If a kid smoked marijuana in your neighborhood would he or she be caught by the police?	87
219	If a kid drank some beer, wine or hard liquor (for example, vodka, whiskey, or gin) in your neighborhood would he or she be caught by the police?	87
220	If a kid carried a handgun in your neighborhood would he or she be caught by the police?	88
221	If you wanted to get some cigarettes, how easy would it be for you to get some?	88
222	If you wanted to get some beer, wine or hard liquor (for example, vodka, whiskey, or gin), how easy would it be for you to get some?	88
223	If you wanted to get a drug like cocaine, LSD, or amphetamines, how easy would it be for you to get some?	89
224	If you wanted to get a handgun, how easy would it be for you to get one?	89
225	If you wanted to get some marijuana, how easy would it be for you to get some?	89
226	If you wanted to get prescription drugs for the purpose of getting high, how easy would it be for you to get some?	90
227	If you wanted to get synthetic marijuana such as K2 or chemical products such as bath salts to get high, how easy would it be for you to get some?	90

228	If you wanted to get steroids to use or to enhance athletic performance, how easy would it be for you to get some?	90
229	If you wanted to get e-cigarettes, e-cigars, or e-hookahs, how easy would it be for you to get some?	91
230	During the past 12 months, have you participated in any alcohol prevention programs or seen any alcohol prevention messages in your school or community? Yes, a school-based program focused on preventing underage drinking and/or drinking and driving.	91
231	During the past 12 months, have you participated in any alcohol prevention programs or seen any alcohol prevention messages in your school or community? Yes, a community-based program focused on preventing underage drinking and/or drinking and driving (for example, through your church or temple or through youth groups like Boys and Girls Club or 4-H).	91
232	During the past 12 months, have you participated in any alcohol prevention programs or seen any alcohol prevention messages in your school or community? Yes, a media campaign addressing underage drinking and/or drinking and driving (for example, newspaper ads, posters, pamphlets, radio, TV).	92
233	During the past 12 months, have you participated in any alcohol prevention programs or seen any alcohol prevention messages in your school or community? No	92
234	How wrong do your parents feel it would be for YOU to: have one or two drinks of an alcoholic beverage nearly every day?	92
235	How wrong do your parents feel it would be for YOU to: smoke tobacco?	92
236	How wrong do your parents feel it would be for YOU to: smoke marijuana?	93
237	How wrong do your parents feel it would be for YOU to: use prescription drugs not prescribed to you?	93
238	How wrong do your parents feel it would be for YOU to: steal something?	93
239	How wrong do your parents feel it would be for YOU to: draw graffiti, write things, or draw pictures on buildings or other property (without the owner's permission)?	94
240	How wrong do your parents feel it would be for YOU to: pick a fight with someone?	94
241	During the past 12 months, have you talked with at least one of your parents about the dangers of underage drinking and/or drinking and driving? By parents, we mean either your biological parents, adoptive parents, stepparents, or adult guardians - whether or not they live with you.	94
242	The rules in my family are clear.	95
243	People in my family have serious arguments about the same things, and often insult or yell at each other.	95

244	When I am not at home, one of my parents knows where I am and who I am with.	95
245	My family has clear rules about alcohol and drug use.	96
246	If you skipped school would you be caught by your parents?	96
247	My parents ask if I've gotten my homework done.	96
248	Would your parents know if you did not come home on time?	97
249	Do you know how to properly dispose of leftover prescription drugs?	97
250	Have any of your brothers or sisters ever: drunk beer, wine or hard liquor (for example, vodka, whiskey or gin)?	97
251	Have any of your brothers or sisters ever: smoked marijuana?	97
252	Have any of your brothers or sisters ever: smoked cigarettes?	98
253	Have any of your brothers or sisters ever: taken a handgun to school?	98
254	Have any of your brothers or sisters ever: been suspended or expelled from school?	98
255	Have any of your brothers or sisters ever: used e-cigarettes, e-cigars or e-hookahs (vaping)?	98
256	Have any of your brothers or sisters ever: used prescription drugs not prescribed to him/her?	99
257	Have you changed homes in the past year (the last 12 months)?	99
258	How many times have you changed homes since kindergarten?	99
259	Have you changed schools (including changing from elementary to middle and middle to high school) in the past year?	99
260	How many times have you changed schools since kindergarten (including changing from elementary to middle and middle to high school)?	100
261	Has anyone in your family ever had severe alcohol or drug problems?	100
262	About how many adults (over 21) have you known personally who in the past year have: used marijuana, crack, cocaine, or other drugs?	100
263	About how many adults (over 21) have you known personally who in the past year have: sold or dealt drugs?	101
264	About how many adults (over 21) have you known personally who in the past year have: done other things that could get them in trouble with the police, like stealing, selling stolen goods, mugging or assaulting others, etc.?	101
265	About how many adults (over 21) have you known personally who in the past year have: gotten drunk or high?	101
266	How honest were you in filling out this survey?	102

List of Figures

1	Grade Chart	12
2	Gender Chart	13
3	Age Chart	14

1 INTRODUCTION

This report was generated from data collected on the *2017 Arkansas Prevention Needs Assessment Student Survey*. This report contains basic frequency tables of all data collected and graphs on the selected demographic variables of grade, gender and age.

Questions regarding the information found in this report can be directed to:

International Survey Associates dba Pride Surveys

Mr. Jay Gleaton

2140 Newmarket Parkway

Suite 116

Marietta, GA 30067

Telephone: (800) 279-6361

Fax: (770) 726-9327

Website: <http://www.pridesurveys.com>

Grade Chart

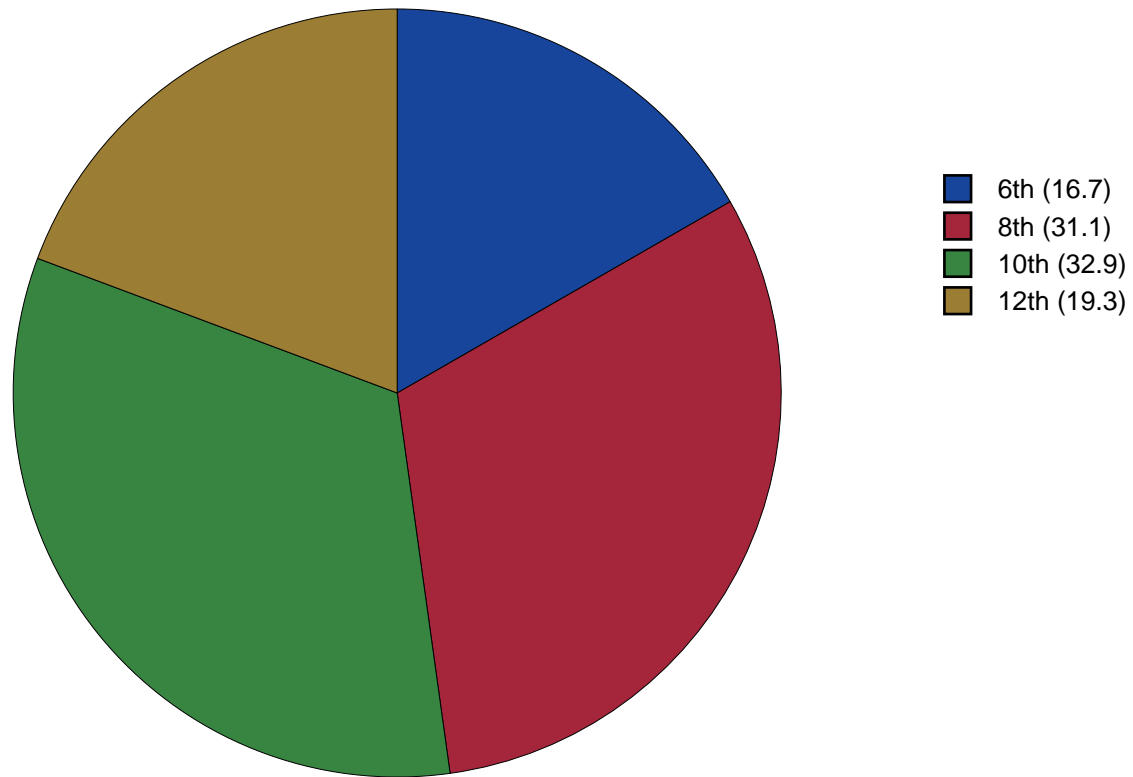


Figure 1: Grade Chart

Gender Chart

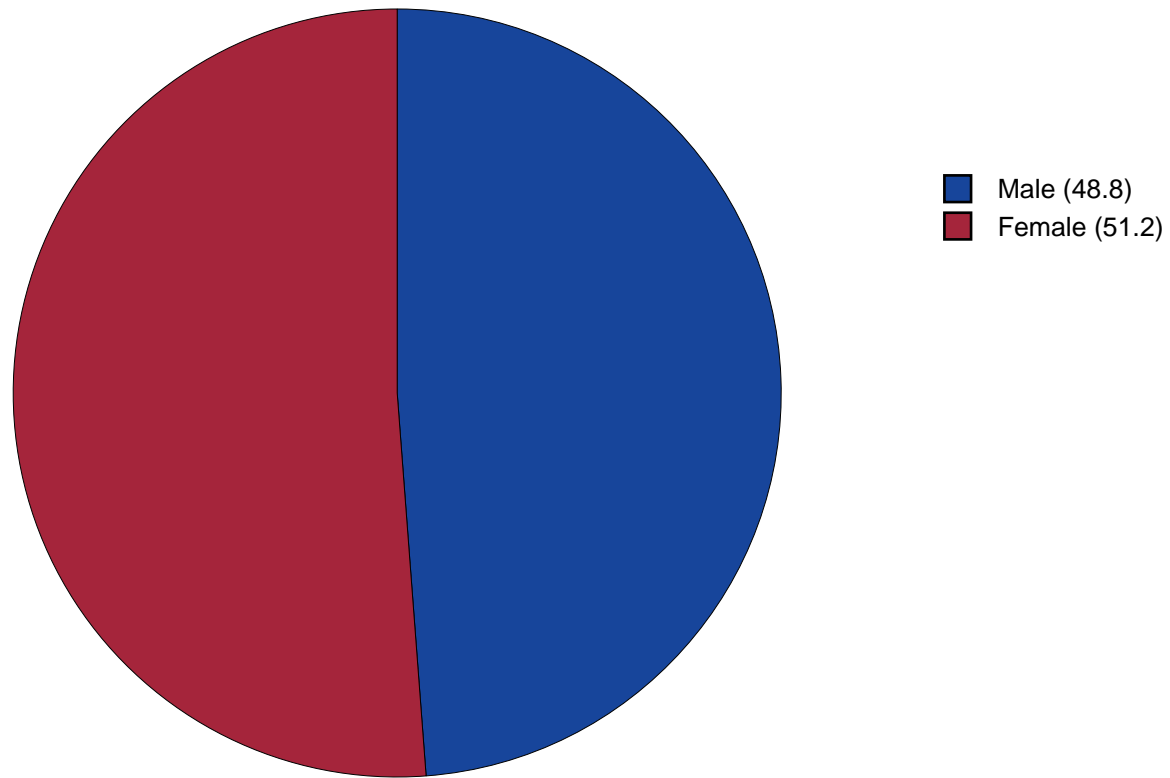


Figure 2: Gender Chart

Age Chart

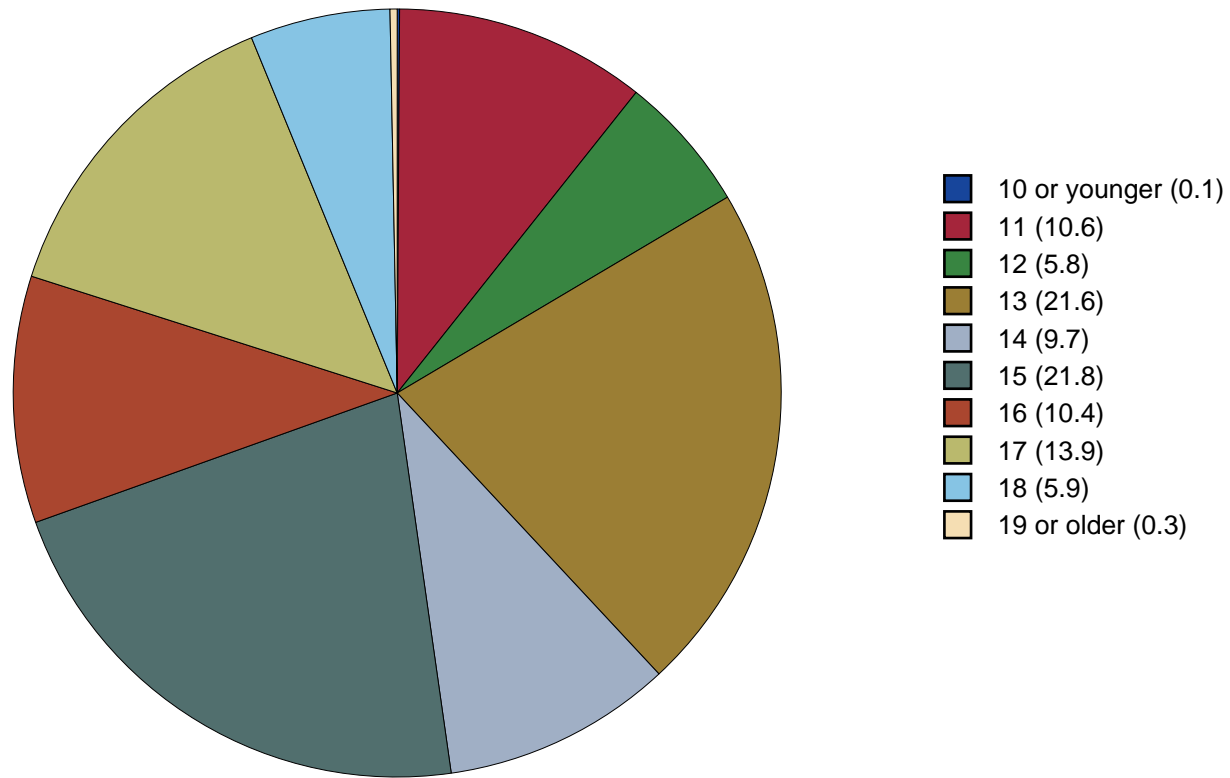


Figure 3: Age Chart

2 PERCENTAGE TABLES

The following tables contain frequency distribution detailing how your students responded to each question on the survey. The tables appear in the same order as the questions on the survey. The tables include breakdowns by grade level as well as overall percentages. The *N of Valid* row is a frequency count of the number of valid responses to each question for each grade and overall. The *N of Miss* row is a frequency count of the number of invalid (marked more than one response) or missing (i.e. did not respond) responses to each question for each grade and overall.

For the questions that allowed more than one response (i.e. race, live with, etc.) each response becomes a separate table. If a student did not mark the response, that was counted as a NO response, and if they did mark the response, that was counted as a YES response. Since a non response is a valid response for these questions, the *N of Miss* will always be zero for these questions.

Table 1: Gender



Response	6	8	10	12	Total	
Male	49.2	48.8	48.8	48.7	48.8	
Female	50.8	51.2	51.2	51.3	51.2	
N of Valid	1192	2228	2344	1375	7139	
N of Miss	14	21	32	22	89	

Table 2: Age











Response	6	8	10	12	Total	
10 or younger	0.3	0.0	0.0	0.0	0.1	
11	63.8	0.0	0.0	0.0	10.6	
12	34.3	0.4	0.0	0.0	5.8	
13	1.5	68.5	0.0	0.0	21.6	
14	0.1	30.3	0.6	0.0	9.7	
15	0.0	0.8	65.8	0.0	21.8	
16	0.0	0.0	31.4	0.6	10.4	
17	0.0	0.0	1.9	68.3	13.9	
18	0.0	0.0	0.3	29.7	5.9	
19 or older	0.0	0.0	0.0	1.3	0.3	
N of Valid	1196	2241	2359	1393	7189	
N of Miss	10	8	17	4	39	

Table 3: Are you Hispanic or Latino?



Response	6	8	10	12	Total	
No	63.8	73.6	73.8	76.4	72.6	
Yes	36.2	26.4	26.2	23.6	27.4	
N of Valid	1155	2193	2335	1383	7066	
N of Miss	51	56	41	14	162	

Table 4: What is your race? Black or African American



Response	6	8	10	12	Total	
No	96.0	95.5	95.9	95.7	95.8	
Yes	4.0	4.5	4.1	4.3	4.2	
N of Valid	1169	2200	2302	1354	7025	
N of Miss	0	0	0	0	0	

Table 5: What is your race? Asian



Response	6	8	10	12	Total	
No	97.3	95.9	96.0	93.9	95.8	
Yes	2.7	4.1	4.0	6.1	4.2	
N of Valid	1169	2200	2302	1354	7025	
N of Miss	0	0	0	0	0	

Table 6: What is your race? American Indian



Response	6	8	10	12	Total	
No	89.9	92.5	93.3	94.1	92.7	
Yes	10.1	7.5	6.7	5.9	7.3	
N of Valid	1169	2200	2302	1354	7025	
N of Miss	0	0	0	0	0	

Table 7: What is your race? Alaska Native



Response	6	8	10	12	Total	
No	99.5	99.7	99.8	99.8	99.7	
Yes	0.5	0.3	0.2	0.2	0.3	
N of Valid	1169	2200	2302	1354	7025	
N of Miss	0	0	0	0	0	

Table 8: What is your race? White



Response	6	8	10	12	Total	
No	41.5	28.9	26.4	21.6	28.8	
Yes	58.5	71.1	73.6	78.4	71.2	
N of Valid	1169	2200	2302	1354	7025	
N of Miss	0	0	0	0	0	

Table 9: What is your race? Native Hawaiian or Other Pacific Islander



Response	6	8	10	12	Total	
No	98.5	98.8	98.4	98.5	98.6	
Yes	1.5	1.2	1.6	1.5	1.4	
N of Valid	1169	2200	2302	1354	7025	
N of Miss	0	0	0	0	0	

Table 10: What is your race? Other



Response	6	8	10	12	Total	
No	61.4	76.5	79.9	86.9	77.1	
Yes	38.6	23.5	20.1	13.1	22.9	
N of Valid	1169	2200	2302	1354	7025	
N of Miss	0	0	0	0	0	

Table 11: What is the highest level of schooling completed by your mother or father?









Response	6	8	10	12	Total	
Completed grade school or less	4.1	3.8	4.3	3.8	4.0	
Some high school	4.1	5.8	11.2	13.5	8.8	
Completed high school	12.3	12.6	15.0	15.8	14.0	
Some college	9.7	11.8	12.3	15.0	12.3	
Completed college	18.1	29.8	28.8	27.7	27.1	
Graduate or professional school after college	8.2	14.0	14.9	14.8	13.5	
Don't know	41.8	20.9	11.8	7.6	18.7	
Does not apply	1.6	1.4	1.7	1.8	1.6	
N of Valid	1162	2190	2344	1381	7077	
N of Miss	44	59	32	16	151	

Table 12: Think of where you live most of the time. Which of the following people live there with you? Mother



Response	6	8	10	12	Total	
No	11.9	10.2	11.9	12.8	11.5	
Yes	88.1	89.8	88.1	87.2	88.5	
N of Valid	1196	2227	2353	1386	7162	
N of Miss	0	0	0	0	0	

Table 13: Think of where you live most of the time. Which of the following people live there with you? Stepmother



Response	6	8	10	12	Total	
No	93.9	94.3	93.8	95.4	94.3	
Yes	6.1	5.7	6.2	4.6	5.7	
N of Valid	1196	2227	2353	1386	7162	
N of Miss	0	0	0	0	0	

Table 14: Think of where you live most of the time. Which of the following people live there with you? Foster Mother



Response	6	8	10	12	Total	
No	99.7	99.7	99.7	99.6	99.7	
Yes	0.3	0.3	0.3	0.4	0.3	
N of Valid	1196	2227	2353	1386	7162	
N of Miss	0	0	0	0	0	

Table 15: Think of where you live most of the time. Which of the following people live there with you? Grandmother



Response	6	8	10	12	Total	
No	86.8	90.9	92.3	93.7	91.2	
Yes	13.2	9.1	7.7	6.3	8.8	
N of Valid	1196	2227	2353	1386	7162	
N of Miss	0	0	0	0	0	

Table 16: Think of where you live most of the time. Which of the following people live there with you? Aunt



Response	6	8	10	12	Total	
No	93.7	96.7	97.6	97.3	96.6	
Yes	6.3	3.3	2.4	2.7	3.4	
N of Valid	1196	2227	2353	1386	7162	
N of Miss	0	0	0	0	0	

Table 17: Think of where you live most of the time. Which of the following people live there with you? Father



Response	6	8	10	12	Total	
No	31.7	29.6	33.7	34.5	32.3	
Yes	68.3	70.4	66.3	65.5	67.7	
N of Valid	1196	2227	2353	1386	7162	
N of Miss	0	0	0	0	0	

Table 18: Think of where you live most of the time. Which of the following people live there with you? Stepfather



Response	6	8	10	12	Total	
No	86.9	84.6	85.2	87.2	85.7	
Yes	13.1	15.4	14.8	12.8	14.3	
N of Valid	1196	2227	2353	1386	7162	
N of Miss	0	0	0	0	0	

Table 19: Think of where you live most of the time. Which of the following people live there with you? Foster Father



Response	6	8	10	12	Total	
No	99.7	99.6	99.7	99.8	99.7	
Yes	0.3	0.4	0.3	0.2	0.3	
N of Valid	1196	2227	2353	1386	7162	
N of Miss	0	0	0	0	0	

Table 20: Think of where you live most of the time. Which of the following people live there with you? Grandfather



Response	6	8	10	12	Total	
No	90.9	94.2	95.4	95.7	94.3	
Yes	9.1	5.8	4.6	4.3	5.7	
N of Valid	1196	2227	2353	1386	7162	
N of Miss	0	0	0	0	0	

Table 21: Think of where you live most of the time. Which of the following people live there with you? Uncle



Response	6	8	10	12	Total	
No	93.6	96.8	96.6	97.0	96.2	
Yes	6.4	3.2	3.4	3.0	3.8	
N of Valid	1196	2227	2353	1386	7162	
N of Miss	0	0	0	0	0	

Table 22: Think of where you live most of the time. Which of the following people live there with you? Other Adults



Response	6	8	10	12	Total	
No	97.4	98.0	98.0	96.7	97.7	
Yes	2.6	2.0	2.0	3.3	2.3	
N of Valid	1196	2227	2353	1386	7162	
N of Miss	0	0	0	0	0	

Table 23: Think of where you live most of the time. Which of the following people live there with you? Brother(s)



Response	6	8	10	12	Total	
No	44.5	44.3	50.2	55.8	48.5	
Yes	55.5	55.7	49.8	44.2	51.5	
N of Valid	1196	2227	2353	1386	7162	
N of Miss	0	0	0	0	0	

Table 24: Think of where you live most of the time. Which of the following people live there with you? Stepbrother(s)



Response	6	8	10	12	Total	
No	94.2	93.9	95.0	97.4	95.0	
Yes	5.8	6.1	5.0	2.6	5.0	
N of Valid	1196	2227	2353	1386	7162	
N of Miss	0	0	0	0	0	

Table 25: Think of where you live most of the time. Which of the following people live there with you? Sister(s)



Response	6	8	10	12	Total	
No	48.4	48.0	52.0	58.8	51.5	
Yes	51.6	52.0	48.0	41.2	48.5	
N of Valid	1196	2227	2353	1386	7162	
N of Miss	0	0	0	0	0	

Table 26: Think of where you live most of the time. Which of the following people live there with you? Stepsister(s)



Response	6	8	10	12	Total	
No	93.8	95.3	95.4	97.6	95.5	
Yes	6.2	4.7	4.6	2.4	4.5	
N of Valid	1196	2227	2353	1386	7162	
N of Miss	0	0	0	0	0	

Table 27: Think of where you live most of the time. Which of the following people live there with you? Other Children



Response	6	8	10	12	Total	
No	94.6	96.1	95.9	95.9	95.7	
Yes	5.4	3.9	4.1	4.1	4.3	
N of Valid	1196	2227	2353	1386	7162	
N of Miss	0	0	0	0	0	

Table 28: In my school, students have lots of chances to help decide things like class activities and rules.





Response	6	8	10	12	Total	
NO!	6.8	6.1	8.1	12.5	8.1	
no	38.0	36.2	32.4	32.9	34.6	
yes	48.3	50.8	48.1	42.8	48.0	
YES!	6.9	6.8	11.5	11.8	9.3	
N of Valid	1166	2216	2339	1380	7101	
N of Miss	40	33	37	17	127	

Table 29: Teachers ask me to work on special classroom projects.





Response	6	8	10	12	Total	
NO!	6.3	7.4	8.4	8.9	7.8	
no	40.4	43.3	45.6	42.7	43.5	
yes	43.1	41.6	39.8	39.7	40.9	
YES!	10.2	7.8	6.1	8.7	7.8	
N of Valid	1173	2215	2332	1377	7097	
N of Miss	33	34	44	20	131	

Table 30: My teacher(s) notices when I am doing a good job and lets me know about it.





Response	6	8	10	12	Total	
NO!	2.6	5.6	6.7	6.9	5.7	
no	19.8	26.3	30.3	28.3	26.9	
yes	53.8	52.8	50.2	52.0	52.0	
YES!	23.8	15.3	12.9	12.7	15.4	
N of Valid	1172	2213	2327	1376	7088	
N of Miss	34	36	49	21	140	

Table 31: There are lots of chances for students in my school to get involved in sports, clubs, and other school activities outside of class.





Response	6	8	10	12	Total	
NO!	2.3	0.7	1.2	1.9	1.4	
no	11.2	4.0	5.4	6.4	6.1	
yes	44.9	36.1	43.2	42.2	41.1	
YES!	41.6	59.2	50.2	49.5	51.4	
N of Valid	1184	2224	2333	1376	7117	
N of Miss	22	25	43	21	111	

Table 32: There are lots of chances for students in my school to talk with a teacher one-on-one.





Response	6	8	10	12	Total	
NO!	1.4	2.1	3.8	3.9	2.9	
no	16.9	16.4	20.2	19.9	18.4	
yes	50.9	52.7	55.0	51.9	53.0	
YES!	30.8	28.8	21.0	24.2	25.7	
N of Valid	1175	2218	2329	1375	7097	
N of Miss	31	31	47	22	131	

Table 33: I feel safe at my school.


Response	6	8	10	12	Total	
NO!	2.4	2.8	5.6	6.5	4.3	
no	8.6	9.8	16.0	14.0	12.4	
yes	44.0	55.3	60.1	57.9	55.5	
YES!	45.1	32.2	18.4	21.7	27.8	
N of Valid	1174	2217	2316	1376	7083	
N of Miss	32	32	60	21	145	

Table 34: The school lets my parents know when I have done something well.


Response	6	8	10	12	Total	
NO!	7.4	15.6	21.2	28.7	18.6	
no	33.3	47.5	51.2	44.7	45.9	
yes	41.0	30.0	22.8	20.5	27.6	
YES!	18.3	6.8	4.8	6.1	7.9	
N of Valid	1160	2211	2322	1369	7062	
N of Miss	46	38	54	28	166	

Table 35: My teachers praise me when I work hard in school.


Response	6	8	10	12	Total	
NO!	7.9	11.3	14.4	14.0	12.3	
no	35.8	41.0	44.9	41.9	41.6	
yes	43.9	40.3	34.4	35.8	38.0	
YES!	12.4	7.4	6.4	8.4	8.1	
N of Valid	1147	2199	2325	1376	7047	
N of Miss	59	50	51	21	181	

Table 36: Are your school grades better than the grades of most students in your class?

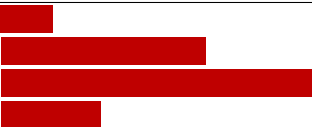
Response	6	8	10	12	Total	
NO!	5.2	5.5	7.3	5.5	6.0	
no	34.5	31.0	32.0	27.8	31.3	
yes	47.2	49.0	47.8	51.6	48.8	
YES!	13.2	14.5	12.9	15.1	13.9	
N of Valid	1158	2195	2320	1371	7044	
N of Miss	48	54	56	26	184	

Table 37: I have lots of chances to be part of class discussions or activities.


Response	6	8	10	12	Total	
NO!	2.5	1.4	1.9	2.5	2.0	
no	13.8	9.8	14.0	13.1	12.5	
yes	52.1	59.7	65.0	65.7	61.4	
YES!	31.6	29.1	19.1	18.7	24.2	
N of Valid	1172	2218	2328	1378	7096	
N of Miss	34	31	48	19	132	

Table 38: Now thinking back over the past year in school, how often did you: enjoy being in school?

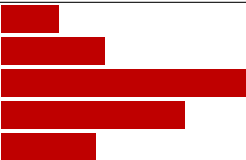
Response	6	8	10	12	Total	
Never	4.8	3.7	8.3	11.4	6.9	
Seldom	10.2	13.1	17.4	15.5	14.5	
Sometimes	30.8	37.7	40.4	40.2	37.9	
Often	27.5	31.4	26.2	25.0	27.8	
Almost always	26.8	14.1	7.8	8.0	12.9	
N of Valid	1173	2220	2334	1374	7101	
N of Miss	33	29	42	23	127	

Table 39: Now thinking back over the past year in school, how often did you: hate being in school?






Response	6	8	10	12	Total	
Never	15.6	6.5	4.0	4.8	6.9	
Seldom	35.4	32.5	24.2	19.6	27.7	
Sometimes	28.7	35.7	38.3	39.0	36.1	
Often	11.8	17.6	22.5	22.2	19.1	
Almost always	8.5	7.8	11.0	14.4	10.2	
N of Valid	1157	2203	2326	1371	7057	
N of Miss	49	46	50	26	171	

Table 40: Now thinking back over the past year in school, how often did you: try to do your best work in school?






Response	6	8	10	12	Total	
Never	0.4	0.2	0.7	1.5	0.6	
Seldom	1.4	1.4	3.5	3.1	2.4	
Sometimes	7.1	9.2	17.4	21.0	13.9	
Often	22.9	32.7	37.8	40.4	34.3	
Almost always	68.2	56.5	40.7	34.0	48.8	
N of Valid	1160	2187	2318	1369	7034	
N of Miss	46	62	58	28	194	

Table 41: How often do you feel that the school work you are assigned is meaningful and important?






Response	6	8	10	12	Total	
Never	3.3	4.8	9.6	9.8	7.1	
Seldom	10.4	17.2	27.1	32.6	22.3	
Sometimes	24.4	35.8	37.3	36.9	34.6	
Often	32.8	29.8	19.5	15.8	24.2	
Almost always	29.1	12.4	6.5	4.8	11.8	
N of Valid	1163	2210	2321	1370	7064	
N of Miss	43	39	55	27	164	

Table 42: Putting them all together, what were your grades like last year?






Response	6	8	10	12	Total	
Mostly F's	1.2	0.2	0.6	0.3	0.5	
Mostly D's	2.3	2.0	2.9	2.0	2.4	
Mostly C's	11.1	8.8	14.7	13.6	12.1	
Mostly B's	33.5	37.2	37.5	42.9	37.8	
Mostly A's	51.9	51.7	44.3	41.2	47.2	
N of Valid	1134	2150	2288	1359	6931	
N of Miss	72	99	88	38	297	

Table 43: How important do you think the things you are learning in school are going to be for your later life?






Response	6	8	10	12	Total	
Very important	42.2	19.8	11.2	9.6	18.7	
Quite important	28.6	27.4	19.5	15.6	22.7	
Fairly important	20.5	34.0	33.9	32.7	31.5	
Slightly important	7.0	16.3	28.2	32.2	21.7	
Not at all important	1.7	2.4	7.3	9.8	5.3	
N of Valid	1183	2215	2326	1368	7092	
N of Miss	23	34	50	29	136	

Table 44: During the LAST FOUR WEEKS how many whole days of school have you missed because you skipped or "cut"?








Response	6	8	10	12	Total	
None	66.9	75.2	72.7	61.9	70.4	
1	12.3	10.5	9.6	14.0	11.2	
2	8.3	5.3	6.0	7.9	6.5	
3	4.4	3.5	4.8	5.0	4.4	
4-5	5.2	4.0	3.7	6.2	4.5	
6-10	1.9	1.2	1.9	3.1	1.9	
11 or more	0.9	0.3	1.3	1.8	1.0	
N of Valid	1176	2215	2327	1374	7092	
N of Miss	30	34	49	23	136	

Table 45: What are the chances you would be seen as cool if you: smoked cigarettes?






Response	6	8	10	12	Total	
No or very little chance	88.0	76.4	69.3	67.8	74.3	
Little chance	7.1	13.1	16.5	15.4	13.7	
Some chance	2.4	6.7	8.6	10.9	7.4	
Pretty good chance	1.3	2.8	3.8	3.5	3.0	
Very good chance	1.2	1.0	1.8	2.3	1.5	
N of Valid	1160	2205	2294	1365	7024	
N of Miss	46	44	82	32	204	

Table 46: What are the chances you would be seen as cool if you: worked hard at school?






Response	6	8	10	12	Total	
No or very little chance	6.2	9.3	12.7	13.3	10.7	
Little chance	9.2	15.2	17.4	16.7	15.2	
Some chance	18.0	25.6	28.3	28.5	25.8	
Pretty good chance	30.8	29.7	25.6	27.3	28.1	
Very good chance	35.8	20.3	16.0	14.3	20.3	
N of Valid	1168	2197	2293	1361	7019	
N of Miss	38	52	83	36	209	

Table 47: What are the chances you would be seen as cool if you: began drinking alcoholic beverages regularly, that is, at least once or twice a month?






Response	6	8	10	12	Total	
No or very little chance	84.1	71.4	52.1	44.5	62.0	
Little chance	9.2	14.2	17.8	16.3	15.0	
Some chance	3.6	8.0	14.6	17.5	11.3	
Pretty good chance	1.9	5.0	11.2	13.5	8.1	
Very good chance	1.1	1.4	4.3	8.2	3.6	
N of Valid	1159	2200	2295	1359	7013	
N of Miss	47	49	81	38	215	

Table 48: What are the chances you would be seen as cool if you: defended someone who was being bullied?

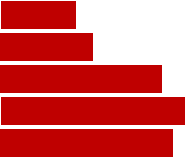
Response	6	8	10	12	Total	
No or very little chance	7.7	8.0	10.9	12.2	9.7	
Little chance	10.0	11.4	15.5	11.9	12.6	
Some chance	14.9	23.4	27.7	26.4	23.9	
Pretty good chance	28.4	29.5	26.1	27.9	27.9	
Very good chance	39.0	27.8	19.8	21.6	25.9	
N of Valid	1171	2209	2285	1358	7023	
N of Miss	35	40	91	39	205	

Table 49: What are the chances you would be seen as cool if you: smoked marijuana?


Response	6	8	10	12	Total	
No or very little chance	88.9	70.5	50.4	43.2	61.7	
Little chance	5.4	10.7	12.0	13.6	10.8	
Some chance	2.8	7.9	14.6	17.0	11.0	
Pretty good chance	1.6	6.7	12.5	14.0	9.2	
Very good chance	1.3	4.1	10.4	12.2	7.3	
N of Valid	1162	2199	2291	1361	7013	
N of Miss	44	50	85	36	215	

Table 50: What are the chances you would be seen as cool if you: carried a handgun?


Response	6	8	10	12	Total	
No or very little chance	79.7	78.4	76.0	76.8	77.5	
Little chance	9.2	11.2	11.3	11.4	10.9	
Some chance	5.6	5.5	7.1	5.7	6.1	
Pretty good chance	2.7	2.4	2.9	2.9	2.7	
Very good chance	2.8	2.5	2.7	3.2	2.8	
N of Valid	1160	2201	2283	1356	7000	
N of Miss	46	48	93	41	228	

Table 51: What are the chances you would be seen as cool if you: used e-cigarettes, e-cigars or e-hookahs (vaping)?






Response	6	8	10	12	Total	
No or very little chance	85.0	65.0	50.8	46.1	60.0	
Little chance	7.2	12.3	12.2	13.1	11.6	
Some chance	3.9	10.5	13.7	15.1	11.3	
Pretty good chance	2.2	6.5	12.0	11.7	8.6	
Very good chance	1.8	5.7	11.4	14.0	8.5	
N of Valid	1160	2206	2289	1359	7014	
N of Miss	46	43	87	38	214	

Table 52: What are the chances you would be seen as cool if you: bullied someone or cyber bullied someone?






Response	6	8	10	12	Total	
No or very little chance	85.0	65.0	50.8	46.1	60.0	
Little chance	7.2	12.3	12.2	13.1	11.6	
Some chance	3.9	10.5	13.7	15.1	11.3	
Pretty good chance	2.2	6.5	12.0	11.7	8.6	
Very good chance	1.8	5.7	11.4	14.0	8.5	
N of Valid	1160	2206	2289	1359	7014	
N of Miss	46	43	87	38	214	

Table 53: Think of your four best friends (the friends you feel closest to). In the past year (12 months), how many of your best friends have: participated in clubs, organizations or activities at school?






Response	6	8	10	12	Total	
0	18.7	5.4	12.3	11.3	11.0	
1	16.2	8.9	11.8	10.4	11.4	
2	22.6	17.6	19.1	18.6	19.1	
3	17.0	20.2	17.7	12.9	17.4	
4	25.4	47.8	39.1	46.7	41.0	
N of Valid	1153	2185	2273	1352	6963	
N of Miss	53	64	103	45	265	

Table 54: Think of your four best friends (the friends you feel closest to). In the past year (12 months), how many of your best friends have: smoked cigarettes?






Response	6	8	10	12	Total	
0	94.3	85.7	72.1	63.5	78.4	
1	4.0	9.1	14.4	16.2	11.4	
2	0.9	3.3	6.6	9.7	5.2	
3	0.3	1.0	2.9	3.5	2.0	
4	0.4	0.8	4.0	7.1	3.0	
N of Valid	1162	2188	2275	1356	6981	
N of Miss	44	61	101	41	247	

Table 55: Think of your four best friends (the friends you feel closest to). In the past year (12 months), how many of your best friends have: tried beer, wine or hard liquor (for example, vodka, whiskey, or gin) when their parents didn't know about it?






Response	6	8	10	12	Total	
0	87.3	73.8	47.4	37.3	60.4	
1	8.4	13.5	17.6	14.0	14.1	
2	2.0	5.7	13.0	14.3	9.1	
3	0.9	3.2	8.1	9.8	5.7	
4	1.5	3.9	13.9	24.6	10.7	
N of Valid	1171	2200	2270	1353	6994	
N of Miss	35	49	106	44	234	

Table 56: Think of your four best friends (the friends you feel closest to). In the past year (12 months), how many of your best friends have: used e-cigarettes, e-cigars, or e-hookahs?






Response	6	8	10	12	Total	
0	94.1	80.8	57.8	49.6	69.5	
1	4.1	9.4	14.4	13.2	10.9	
2	0.9	4.7	10.4	13.8	7.7	
3	0.6	2.6	5.9	6.6	4.1	
4	0.3	2.5	11.5	16.8	7.9	
N of Valid	1171	2200	2270	1352	6993	
N of Miss	35	49	106	45	235	

Table 57: Think of your four best friends (the friends you feel closest to). In the past year (12 months), how many of your best friends have: used marijuana?






Response	6	8	10	12	Total	
0	95.8	83.3	58.6	48.3	70.6	
1	2.2	8.5	15.6	14.6	11.0	
2	1.0	4.1	9.1	14.1	7.1	
3	0.3	1.9	5.5	8.4	4.1	
4	0.6	2.3	11.2	14.6	7.3	
N of Valid	1160	2191	2267	1345	6963	
N of Miss	46	58	109	52	265	

Table 58: Think of your four best friends (the friends you feel closest to). In the past year (12 months), how many of your best friends have: used prescription drugs or non-prescription drugs for the purpose of getting high?






Response	6	8	10	12	Total	
0	95.7	92.4	80.4	77.7	86.2	
1	2.9	5.0	9.1	9.8	6.9	
2	0.6	1.5	5.5	5.7	3.4	
3	0.5	0.6	1.9	2.4	1.3	
4	0.3	0.6	3.2	4.4	2.1	
N of Valid	1164	2198	2267	1341	6970	
N of Miss	42	51	109	56	258	

Table 59: Think of your four best friends (the friends you feel closest to). In the past year (12 months), how many of your best friends have: used synthetic marijuana (K2, spice) or bath salts?






Response	6	8	10	12	Total	
0	98.0	96.2	92.9	92.3	94.7	
1	1.2	2.6	3.7	2.6	2.7	
2	0.6	0.6	1.6	2.5	1.3	
3	0.0	0.3	0.6	0.8	0.4	
4	0.2	0.2	1.3	1.8	0.9	
N of Valid	1163	2195	2268	1346	6972	
N of Miss	43	54	108	51	256	

Table 60: Think of your four best friends (the friends you feel closest to). In the past year (12 months), how many of your best friends have: used LSD, cocaine, amphetamines, or other illegal drugs?






Response	6	8	10	12	Total	
0	97.5	95.0	88.1	84.3	91.1	
1	1.6	3.4	6.2	8.1	4.9	
2	0.3	0.8	3.1	3.2	1.9	
3	0.3	0.4	1.2	2.0	0.9	
4	0.3	0.4	1.5	2.4	1.1	
N of Valid	1161	2192	2270	1350	6973	
N of Miss	45	57	106	47	255	

Table 61: Think of your four best friends (the friends you feel closest to). In the past year (12 months), how many of your best friends have: been bullied?






Response	6	8	10	12	Total	
0	37.6	44.6	56.3	63.0	50.8	
1	29.3	27.2	19.0	16.0	22.7	
2	17.4	14.1	11.9	10.3	13.2	
3	6.6	5.6	5.1	4.1	5.3	
4	9.1	8.6	7.7	6.6	8.0	
N of Valid	1151	2194	2270	1347	6962	
N of Miss	55	55	106	50	266	

Table 62: Think of your four best friends (the friends you feel closest to). In the past year (12 months), how many of your best friends have: been suspended from school?






Response	6	8	10	12	Total	
0	75.8	74.5	73.1	77.8	74.9	
1	16.4	15.5	14.9	13.0	15.0	
2	4.9	6.1	6.6	4.7	5.8	
3	1.5	2.3	2.0	1.6	2.0	
4	1.4	1.7	3.3	2.9	2.4	
N of Valid	1156	2198	2269	1349	6972	
N of Miss	50	51	107	48	256	

Table 63: Think of your four best friends (the friends you feel closest to). In the past year (12 months), how many of your best friends have: carried a handgun?






Response	6	8	10	12	Total	
0	94.7	96.2	93.7	92.5	94.4	
1	3.5	2.6	3.2	3.0	3.0	
2	0.9	0.6	1.4	1.9	1.2	
3	0.4	0.2	0.7	0.4	0.4	
4	0.5	0.4	1.0	2.2	1.0	
N of Valid	1168	2197	2276	1346	6987	
N of Miss	38	52	100	51	241	

Table 64: Think of your four best friends (the friends you feel closest to). In the past year (12 months), how many of your best friends have: sold illegal drugs?






Response	6	8	10	12	Total	
0	97.6	95.0	85.6	82.7	90.0	
1	1.6	3.4	7.4	8.2	5.4	
2	0.4	0.9	4.1	4.6	2.6	
3	0.2	0.4	0.9	1.7	0.8	
4	0.2	0.3	2.0	2.8	1.3	
N of Valid	1158	2179	2268	1346	6951	
N of Miss	48	70	108	51	277	

Table 65: Think of your four best friends (the friends you feel closest to). In the past year (12 months), how many of your best friends have: regularly attended religious services?






Response	6	8	10	12	Total	
0	33.9	20.3	23.5	29.5	25.3	
1	13.5	15.7	17.6	19.4	16.7	
2	17.6	21.8	22.1	19.7	20.8	
3	15.6	17.7	16.8	12.0	16.0	
4	19.4	24.6	20.0	19.3	21.2	
N of Valid	1107	2170	2262	1348	6887	
N of Miss	99	79	114	49	341	

Table 66: Think of your four best friends (the friends you feel closest to). In the past year (12 months), how many of your best friends have: stolen or tried to steal a motor vehicle such as a car or motorcycle?






Response	6	8	10	12	Total	
0	97.4	97.3	94.3	94.1	95.7	
1	1.9	2.2	3.8	3.0	2.8	
2	0.3	0.3	1.0	1.3	0.7	
3	0.1	0.2	0.1	0.4	0.2	
4	0.3	0.0	0.7	1.3	0.5	
N of Valid	1163	2196	2271	1348	6978	
N of Miss	43	53	105	49	250	

Table 67: Think of your four best friends (the friends you feel closest to). In the past year (12 months), how many of your best friends have: been arrested?






Response	6	8	10	12	Total	
0	95.8	93.4	87.0	86.6	90.4	
1	3.3	5.2	8.3	7.9	6.4	
2	0.2	1.0	2.3	3.0	1.7	
3	0.4	0.2	1.1	1.0	0.7	
4	0.3	0.2	1.3	1.5	0.8	
N of Valid	1156	2194	2273	1348	6971	
N of Miss	50	55	103	49	257	

Table 68: Think of your four best friends (the friends you feel closest to). In the past year (12 months), how many of your best friends have: dropped out of school?






Response	6	8	10	12	Total	
0	93.9	97.5	93.3	90.7	94.2	
1	4.3	2.0	4.5	5.1	3.8	
2	1.2	0.5	1.2	2.1	1.1	
3	0.3	0.1	0.5	1.0	0.4	
4	0.3	0.0	0.4	1.1	0.4	
N of Valid	1161	2194	2267	1350	6972	
N of Miss	45	55	109	47	256	

Table 69: Think of your four best friends (the friends you feel closest to). In the past year (12 months), how many of your best friends have: been members of a gang?






Response	6	8	10	12	Total	
0	93.7	94.4	91.5	93.3	93.1	
1	3.8	3.4	4.2	2.7	3.6	
2	1.0	1.0	1.8	1.0	1.2	
3	0.2	0.5	0.4	0.7	0.5	
4	1.3	0.6	2.0	2.3	1.5	
N of Valid	1158	2191	2266	1348	6963	
N of Miss	48	58	110	49	265	

Table 70: How old were you when you first: smoked marijuana?










Response	6	8	10	12	Total	
Never	99.1	93.4	77.8	67.8	84.3	
10 or younger	0.5	0.6	1.6	0.9	1.0	
11	0.3	0.8	1.0	0.5	0.7	
12	0.1	1.6	2.1	2.0	1.6	
13	0.0	3.2	3.0	2.9	2.5	
14	0.0	0.3	7.1	5.1	3.4	
15	0.0	0.0	6.5	7.2	3.5	
16	0.0	0.0	0.7	8.3	1.8	
17 or older	0.0	0.0	0.2	5.3	1.1	
N of Valid	1163	2192	2283	1343	6981	
N of Miss	43	57	93	54	247	

Table 71: How old were you when you first: smoked a cigarette, even just a puff?










Response	6	8	10	12	Total	
Never	96.1	90.4	80.9	72.1	84.7	
10 or younger	2.5	3.6	4.2	3.5	3.6	
11	1.1	1.5	1.6	1.9	1.6	
12	0.3	1.9	2.0	2.2	1.7	
13	0.0	2.2	2.2	1.6	1.7	
14	0.0	0.3	4.7	3.9	2.4	
15	0.0	0.0	3.7	4.1	2.0	
16	0.0	0.0	0.6	6.1	1.4	
17 or older	0.0	0.0	0.1	4.5	0.9	
N of Valid	1165	2205	2277	1342	6989	
N of Miss	41	44	99	55	239	

Table 72: How old were you when you first: had more than a sip or two of beer, wine or hard liquor (for example, vodka, whiskey, or gin)?










Response	6	8	10	12	Total	
Never	85.5	75.4	54.7	43.2	64.1	
10 or younger	9.4	8.0	7.6	6.0	7.7	
11	4.2	3.9	2.9	1.7	3.2	
12	0.9	4.9	4.1	3.7	3.7	
13	0.0	6.5	6.0	5.2	5.0	
14	0.0	1.2	10.7	8.3	5.5	
15	0.0	0.0	11.7	8.6	5.5	
16	0.0	0.0	2.1	13.5	3.3	
17 or older	0.0	0.0	0.2	9.8	2.0	
N of Valid	1165	2198	2291	1344	6998	
N of Miss	41	51	85	53	230	

Table 73: How old were you when you first: began drinking alcoholic beverages regularly, that is, at least once or twice a month?










Response	6	8	10	12	Total	
Never	99.2	96.9	86.6	78.2	90.3	
10 or younger	0.4	0.3	0.7	0.6	0.5	
11	0.3	0.5	0.3	0.3	0.3	
12	0.1	0.5	0.7	0.4	0.5	
13	0.0	1.4	1.3	1.3	1.1	
14	0.0	0.4	3.3	2.0	1.6	
15	0.0	0.0	5.5	3.9	2.5	
16	0.0	0.0	1.6	6.0	1.7	
17 or older	0.0	0.0	0.0	7.4	1.4	
N of Valid	1168	2202	2282	1343	6995	
N of Miss	38	47	94	54	233	

Table 74: How old were you when you first: used Pegaramide (peg, Peggy)?


Response	6	8	10	12	Total	
Never	100.0	100.0	100.0	100.0	100.0	
10 or younger	0.0	0.0	0.0	0.0	0.0	
11	0.0	0.0	0.0	0.0	0.0	
12	0.0	0.0	0.0	0.0	0.0	
13	0.0	0.0	0.0	0.0	0.0	
14	0.0	0.0	0.0	0.0	0.0	
15	0.0	0.0	0.0	0.0	0.0	
16	0.0	0.0	0.0	0.0	0.0	
17 or older	0.0	0.0	0.0	0.0	0.0	
N of Valid	1137	2180	2279	1346	6942	
N of Miss	69	69	97	51	286	

Table 75: How old were you when you first: got suspended from school?










Response	6	8	10	12	Total	
Never	92.1	88.7	86.2	87.9	88.3	
10 or younger	6.0	4.3	4.1	3.1	4.3	
11	1.6	1.4	1.5	1.0	1.4	
12	0.3	2.8	1.7	1.5	1.8	
13	0.0	2.5	2.1	1.4	1.7	
14	0.0	0.3	2.5	1.1	1.1	
15	0.0	0.0	1.6	1.5	0.8	
16	0.0	0.0	0.4	1.5	0.4	
17 or older	0.0	0.0	0.0	1.1	0.2	
N of Valid	1159	2204	2277	1351	6991	
N of Miss	47	45	99	46	237	

Table 76: How old were you when you first: got arrested?










Response	6	8	10	12	Total	
Never	99.5	98.4	95.4	95.4	97.0	
10 or younger	0.3	0.3	0.3	0.3	0.3	
11	0.2	0.3	0.2	0.1	0.2	
12	0.1	0.5	0.6	0.4	0.4	
13	0.0	0.3	0.8	0.6	0.5	
14	0.0	0.1	0.7	0.4	0.4	
15	0.0	0.0	1.5	1.0	0.7	
16	0.0	0.0	0.4	0.9	0.3	
17 or older	0.0	0.0	0.0	0.8	0.2	
N of Valid	1165	2199	2279	1347	6990	
N of Miss	41	50	97	50	238	

Table 77: How old were you when you first: carried a handgun?










Response	6	8	10	12	Total	
Never	95.1	95.4	94.3	94.4	94.8	
10 or younger	2.5	1.7	2.0	1.5	1.9	
11	2.1	0.8	0.6	0.3	0.8	
12	0.3	0.7	0.4	0.1	0.5	
13	0.0	1.2	0.8	0.7	0.8	
14	0.0	0.2	0.8	0.6	0.4	
15	0.0	0.0	0.9	0.7	0.4	
16	0.0	0.0	0.2	1.0	0.3	
17 or older	0.0	0.0	0.0	0.7	0.1	
N of Valid	1157	2196	2274	1348	6975	
N of Miss	49	53	102	49	253	

Table 78: How old were you when you first: used e-cigarettes, e-cigars, or e-hookahs (vaping)?










Response	6	8	10	12	Total	
Never	97.2	88.1	72.9	64.9	80.1	
10 or younger	0.9	1.0	0.7	0.2	0.7	
11	1.5	1.8	1.4	0.5	1.4	
12	0.5	2.5	1.6	1.0	1.6	
13	0.0	6.0	3.5	1.4	3.3	
14	0.0	0.7	8.1	5.0	3.8	
15	0.0	0.0	10.2	6.2	4.5	
16	0.0	0.0	1.6	10.3	2.5	
17 or older	0.0	0.0	0.1	10.5	2.0	
N of Valid	1158	2200	2278	1349	6985	
N of Miss	48	49	98	48	243	

Table 79: How old were you when you first: belonged to a gang?










Response	6	8	10	12	Total	
Never	97.6	98.1	97.0	97.8	97.6	
10 or younger	1.1	0.6	0.9	0.5	0.8	
11	1.0	0.3	0.3	0.1	0.4	
12	0.2	0.5	0.2	0.1	0.3	
13	0.1	0.4	0.4	0.1	0.3	
14	0.0	0.1	0.6	0.4	0.3	
15	0.0	0.0	0.6	0.2	0.2	
16	0.0	0.0	0.1	0.1	0.1	
17 or older	0.0	0.0	0.0	0.5	0.1	
N of Valid	1158	2193	2280	1348	6979	
N of Miss	48	56	96	49	249	

Table 80: How old were you when you first: used prescription drugs not prescribed to you?










Response	6	8	10	12	Total	
Never	97.3	95.7	90.4	88.0	92.8	
10 or younger	2.0	0.8	1.2	0.8	1.1	
11	0.6	0.4	0.4	0.1	0.4	
12	0.2	1.0	0.7	1.0	0.8	
13	0.0	1.8	1.1	0.7	1.1	
14	0.0	0.3	2.5	1.9	1.3	
15	0.0	0.0	3.3	2.5	1.6	
16	0.0	0.0	0.4	3.3	0.8	
17 or older	0.0	0.0	0.0	1.5	0.3	
N of Valid	1165	2202	2281	1350	6998	
N of Miss	41	47	95	47	230	

Table 81: How wrong do you think it is for someone your age to: take a handgun to school?





Response	6	8	10	12	Total	
Very wrong	89.7	87.6	87.0	89.3	88.1	
Wrong	8.1	10.0	9.2	6.6	8.8	
A little bit wrong	1.4	2.1	2.7	2.3	2.2	
Not at all wrong	0.8	0.4	1.2	1.8	1.0	
N of Valid	1179	2217	2293	1357	7046	
N of Miss	27	32	83	40	182	

Table 82: How wrong do you think it is for someone your age to: steal anything?





Response	6	8	10	12	Total	
Very wrong	69.7	56.9	55.4	64.3	59.9	
Wrong	24.9	36.3	34.6	28.0	32.2	
A little bit wrong	4.9	6.5	8.8	6.0	6.9	
Not at all wrong	0.6	0.4	1.2	1.8	1.0	
N of Valid	1171	2209	2287	1354	7021	
N of Miss	35	40	89	43	207	

Table 83: How wrong do you think it is for someone your age to: pick a fight with someone?





Response	6	8	10	12	Total	
Very wrong	55.6	40.9	36.5	46.8	43.1	
Wrong	31.9	38.7	35.7	31.8	35.3	
A little bit wrong	10.2	17.8	23.3	17.8	18.3	
Not at all wrong	2.3	2.6	4.5	3.5	3.3	
N of Valid	1171	2191	2278	1347	6987	
N of Miss	35	58	98	50	241	

Table 84: How wrong do you think it is for someone your age to: attack someone with the idea of seriously hurting them?





Response	6	8	10	12	Total	
Very wrong	88.7	82.8	75.5	77.6	80.4	
Wrong	7.6	13.7	17.8	15.5	14.4	
A little bit wrong	2.1	2.7	4.6	5.3	3.7	
Not at all wrong	1.5	0.7	2.1	1.6	1.5	
N of Valid	1170	2213	2283	1349	7015	
N of Miss	36	36	93	48	213	

Table 85: How wrong do you think it is for someone your age to: stay away from school all day when their parents think they are at school?





Response	6	8	10	12	Total	
Very wrong	82.3	65.3	47.9	46.1	58.8	
Wrong	14.5	27.1	34.3	30.3	27.9	
A little bit wrong	2.4	6.5	14.8	18.9	10.9	
Not at all wrong	0.8	1.1	3.1	4.7	2.4	
N of Valid	1170	2205	2288	1348	7011	
N of Miss	36	44	88	49	217	

Table 86: How wrong do you think it is for someone your age to: drink beer, wine or hard liquor (for example, vodka, whiskey, or gin) regularly?





Response	6	8	10	12	Total	
Very wrong	90.2	76.4	50.3	44.9	64.1	
Wrong	7.1	15.5	25.9	24.8	19.3	
A little bit wrong	1.8	6.7	17.8	19.8	12.0	
Not at all wrong	0.9	1.3	6.0	10.5	4.5	
N of Valid	1165	2208	2287	1349	7009	
N of Miss	41	41	89	48	219	

Table 87: How wrong do you think it is for someone your age to: smoke cigarettes?





Response	6	8	10	12	Total	
Very wrong	93.0	82.0	64.9	58.3	73.7	
Wrong	5.2	13.2	21.6	21.5	16.2	
A little bit wrong	1.0	3.8	9.3	12.1	6.7	
Not at all wrong	0.8	1.0	4.2	8.2	3.4	
N of Valid	1163	2211	2289	1347	7010	
N of Miss	43	38	87	50	218	

Table 88: How wrong do you think it is for someone your age to: smoke marijuana?





Response	6	8	10	12	Total	
Very wrong	94.4	79.8	53.0	46.3	67.0	
Wrong	3.8	10.7	19.7	17.2	13.8	
A little bit wrong	0.9	6.3	14.7	17.8	10.4	
Not at all wrong	0.9	3.3	12.5	18.7	8.9	
N of Valid	1158	2206	2289	1349	7002	
N of Miss	48	43	87	48	226	

Table 89: How wrong do you think it is for someone your age to: use prescription drugs or non-prescription drugs for the purpose of getting high?





Response	6	8	10	12	Total	
Very wrong	95.6	89.6	76.8	76.5	83.9	
Wrong	3.3	8.2	15.9	16.4	11.5	
A little bit wrong	0.4	1.6	5.1	4.8	3.2	
Not at all wrong	0.7	0.6	2.1	2.3	1.4	
N of Valid	1172	2208	2284	1347	7011	
N of Miss	34	41	92	50	217	

Table 90: How wrong do you think it is for someone your age to: use synthetic marijuana (K2, spice) or bath salts?





Response	6	8	10	12	Total	
Very wrong	95.7	90.8	81.8	83.0	87.2	
Wrong	2.9	7.4	13.6	11.7	9.5	
A little bit wrong	0.6	1.1	2.7	3.0	1.9	
Not at all wrong	0.8	0.6	1.9	2.3	1.4	
N of Valid	1163	2200	2283	1349	6995	
N of Miss	43	49	93	48	233	

Table 91: How wrong do you think it is for someone your age to: use LSD, cocaine, amphetamines or another illegal drug?





Response	6	8	10	12	Total	
Very wrong	97.1	93.6	84.3	83.8	89.3	
Wrong	2.2	5.2	10.9	10.7	7.6	
A little bit wrong	0.1	0.7	2.7	3.2	1.7	
Not at all wrong	0.6	0.5	2.1	2.3	1.4	
N of Valid	1161	2208	2283	1349	7001	
N of Miss	45	41	93	48	227	

Table 92: How wrong do you think it is for someone your age to: use e-cigarettes, e-cigars or e-hookahs (vaping)?





Response	6	8	10	12	Total	
Very wrong	88.9	72.0	48.0	45.6	61.9	
Wrong	7.6	13.0	17.6	14.8	13.9	
A little bit wrong	2.4	9.9	19.3	19.7	13.6	
Not at all wrong	1.0	5.1	15.1	19.9	10.5	
N of Valid	1166	2205	2285	1349	7005	
N of Miss	40	44	91	48	223	

Table 93: At school during the past 12 months, did you receive help from the resource teacher, speech therapist or other special education teacher?

Response	6	8	10	12	Total
No	0.0	0.0	0.0	0.0	0.0
Yes	0.0	0.0	0.0	0.0	0.0
N of Valid	0	0	0	0	0
N of Miss	0	0	0	0	0

Table 94: How many times in the past year (12 months) have you: been suspended from school?

Response	6	8	10	12	Total	
Never	95.2	93.7	92.8	95.3	94.0	<div></div>
1 to 2 times	4.1	5.5	6.2	4.1	5.2	<div></div>
3 to 5 times	0.5	0.6	0.5	0.3	0.5	<div></div>
6 to 9 times	0.1	0.1	0.2	0.1	0.1	<div></div>
10+ times	0.2	0.0	0.3	0.2	0.2	<div></div>
N of Valid	1160	2196	2275	1346	6977	
N of Miss	46	53	101	51	251	

Table 95: How many times in the past year (12 months) have you: carried a handgun?

Response	6	8	10	12	Total	
Never	95.8	96.5	95.5	95.0	95.8	<div></div>
1 to 2 times	2.5	2.1	2.6	2.2	2.3	<div></div>
3 to 5 times	0.5	0.9	0.7	1.2	0.8	<div></div>
6 to 9 times	0.1	0.1	0.3	0.4	0.2	<div></div>
10+ times	1.0	0.5	0.9	1.3	0.9	<div></div>
N of Valid	1153	2188	2273	1343	6957	
N of Miss	53	61	103	54	271	

Table 96: How many times in the past year (12 months) have you: sold illegal drugs?






Response	6	8	10	12	Total	
Never	99.8	98.9	95.1	94.0	96.9	
1 to 2 times	0.2	0.6	2.3	2.8	1.5	
3 to 5 times	0.0	0.1	1.1	1.3	0.7	
6 to 9 times	0.0	0.1	0.5	0.3	0.3	
10+ times	0.0	0.2	1.0	1.6	0.7	
N of Valid	1148	2185	2268	1343	6944	
N of Miss	58	64	108	54	284	

Table 97: How many times in the past year (12 months) have you: stolen or tried to steal a motor vehicle such as a car or motorcycle?






Response	6	8	10	12	Total	
Never	99.7	99.4	98.4	99.0	99.0	
1 to 2 times	0.3	0.4	1.2	0.6	0.7	
3 to 5 times	0.0	0.1	0.2	0.1	0.1	
6 to 9 times	0.0	0.0	0.1	0.0	0.0	
10+ times	0.0	0.0	0.1	0.3	0.1	
N of Valid	1153	2195	2271	1345	6964	
N of Miss	53	54	105	52	264	

Table 98: How many times in the past year (12 months) have you: participated in clubs, organizations or activities at school?






Response	6	8	10	12	Total	
Never	39.7	24.3	31.3	32.3	30.7	
1 to 2 times	34.0	22.0	18.5	12.8	21.1	
3 to 5 times	12.6	20.4	14.0	13.3	15.7	
6 to 9 times	4.3	8.8	6.2	8.1	7.1	
10+ times	9.4	24.4	29.9	33.5	25.5	
N of Valid	1146	2188	2266	1342	6942	
N of Miss	60	61	110	55	286	

Table 99: How many times in the past year (12 months) have you: been arrested?






Response	6	8	10	12	Total	
Never	99.7	98.8	96.7	97.5	98.0	
1 to 2 times	0.3	1.0	2.8	1.7	1.6	
3 to 5 times	0.0	0.1	0.4	0.6	0.3	
6 to 9 times	0.0	0.1	0.0	0.0	0.0	
10+ times	0.0	0.0	0.1	0.1	0.1	
N of Valid	1155	2191	2270	1345	6961	
N of Miss	51	58	106	52	267	

Table 100: How many times in the past year (12 months) have you: attacked someone with the idea of seriously hurting them?






Response	6	8	10	12	Total	
Never	93.9	94.1	94.8	95.5	94.6	
1 to 2 times	4.4	5.1	4.0	3.5	4.3	
3 to 5 times	1.0	0.5	0.7	0.5	0.7	
6 to 9 times	0.3	0.2	0.1	0.2	0.2	
10+ times	0.3	0.1	0.4	0.2	0.2	
N of Valid	1152	2193	2270	1345	6960	
N of Miss	54	56	106	52	268	

Table 101: How many times in the past year (12 months) have you: been drunk or high at school?






Response	6	8	10	12	Total	
Never	99.0	96.6	89.9	87.6	93.1	
1 to 2 times	1.0	2.3	5.1	6.3	3.8	
3 to 5 times	0.0	0.5	2.0	1.9	1.2	
6 to 9 times	0.0	0.3	0.5	1.0	0.5	
10+ times	0.0	0.4	2.5	3.1	1.5	
N of Valid	1146	2188	2265	1342	6941	
N of Miss	60	61	111	55	287	

Table 102: How many times in the past year (12 months) have you: taken a handgun to school?






Response	6	8	10	12	Total	
Never	99.9	99.7	99.5	99.7	99.7	
1 to 2 times	0.1	0.2	0.1	0.1	0.1	
3 to 5 times	0.0	0.0	0.0	0.0	0.0	
6 to 9 times	0.0	0.0	0.0	0.0	0.0	
10+ times	0.0	0.1	0.3	0.2	0.2	
N of Valid	1147	2191	2269	1344	6951	
N of Miss	59	58	107	53	277	

Table 103: How many times in the past year (12 months) have you: used e-cigarettes, e-cigars, or e-hookahs (vaping)?






Response	6	8	10	12	Total	
Never	99.9	99.7	99.5	99.7	99.7	
1 to 2 times	0.1	0.2	0.1	0.1	0.1	
3 to 5 times	0.0	0.0	0.0	0.0	0.0	
6 to 9 times	0.0	0.0	0.0	0.0	0.0	
10+ times	0.0	0.1	0.3	0.2	0.2	
N of Valid	1147	2191	2269	1344	6951	
N of Miss	59	58	107	53	277	

Table 104: Are you currently on probation, or assigned a probation officer with Juvenile Court?



Response	6	8	10	12	Total	
No	98.4	99.1	99.1	99.0	98.9	
Yes	1.6	0.9	0.9	1.0	1.1	
N of Valid	938	1669	1793	1092	5492	
N of Miss	268	580	583	305	1736	

Table 105: Have you ever belonged to a gang?






Response	6	8	10	12	Total	
No	96.0	95.7	95.1	96.8	95.8	
No, but would like to	1.1	1.7	1.7	0.8	1.4	
Yes, in the past	1.8	2.0	1.6	1.0	1.6	
Yes, belong now	1.0	0.5	1.5	1.3	1.1	
Yes, but would like to get out	0.1	0.1	0.1	0.1	0.1	
N of Valid	1174	2206	2275	1347	7002	
N of Miss	32	43	101	50	226	

Table 106: If you have ever belonged to a gang, did that gang have a name?




Response	6	8	10	12	Total	
No	10.8	5.9	11.4	15.5	10.4	
Yes	1.6	2.2	3.4	2.3	2.5	
I have never belonged to a gang	87.5	91.9	85.2	82.2	87.1	
N of Valid	1164	2187	2264	1333	6948	
N of Miss	42	62	112	64	280	

Table 107: You are at a party at someone's house, and one of your friends offers you a drink containing alcohol. What would you say or do?





Response	6	8	10	12	Total	
Drink it	2.7	11.4	29.2	37.2	20.7	
Tell your friend, 'No thanks, I don't drink' and suggest that you and your friend go and do something else	50.0	46.1	32.4	27.1	38.6	
Just say, 'No thanks' and walk away	28.0	28.2	29.5	28.5	28.7	
Make up a good excuse, tell your friend you had something else to do, and leave	19.3	14.3	9.0	7.2	12.0	
N of Valid	1169	2194	2256	1342	6961	
N of Miss	37	55	120	55	267	

Table 108: How often do you attend religious services or activities?





Response	6	8	10	12	Total	
Never	22.0	15.1	20.5	25.6	20.0	
Rarely	23.2	22.9	23.1	23.8	23.2	
1-2 Times a Month	13.9	16.4	15.1	13.5	15.0	
About Once a Week or More	40.9	45.7	41.2	37.0	41.7	
N of Valid	1140	2194	2268	1342	6944	
N of Miss	66	55	108	55	284	

Table 109: I think sometimes it's okay to cheat at school.





Response	6	8	10	12	Total	
NO!	68.0	44.0	27.5	26.6	39.3	
no	27.5	43.1	43.4	38.1	39.6	
yes	4.1	11.9	25.1	29.9	18.3	
YES!	0.3	1.0	4.0	5.4	2.7	
N of Valid	1173	2207	2255	1341	6976	
N of Miss	33	42	121	56	252	

Table 110: It is important to think before you act.





Response	6	8	10	12	Total	
NO!	1.8	1.4	1.8	1.9	1.7	
no	2.9	2.3	3.2	2.4	2.7	
yes	28.9	39.6	44.7	40.9	39.7	
YES!	66.4	56.7	50.3	54.8	55.9	
N of Valid	1163	2209	2256	1339	6967	
N of Miss	43	40	120	58	261	

Table 111: Sometimes I think that life is not worth it.





Response	6	8	10	12	Total	
NO!	53.1	46.3	33.8	38.0	41.8	
no	24.3	24.8	29.8	28.9	27.1	
yes	17.0	20.9	25.1	23.2	22.1	
YES!	5.6	8.0	11.3	9.8	9.0	
N of Valid	1154	2188	2239	1330	6911	
N of Miss	52	61	137	67	317	

Table 112: At times I think I am no good at all.





Response	6	8	10	12	Total	
NO!	32.0	28.0	22.4	27.0	26.7	
no	28.5	29.2	29.3	27.6	28.8	
yes	29.4	30.4	35.1	32.4	32.1	
YES!	10.1	12.4	13.2	13.0	12.4	
N of Valid	1154	2197	2233	1335	6919	
N of Miss	52	52	143	62	309	

Table 113: All in all, I am inclined to think that I am a failure.





Response	6	8	10	12	Total	
NO!	50.6	43.8	33.7	38.2	40.6	
no	28.8	31.9	35.7	33.5	32.9	
yes	13.9	17.3	21.3	19.3	18.4	
YES!	6.6	6.9	9.4	8.9	8.1	
N of Valid	1134	2185	2237	1334	6890	
N of Miss	72	64	139	63	338	

Table 114: In the past year, have you felt depressed or sad MOST days, even if you felt okay sometimes?





Response	6	8	10	12	Total	
NO!	34.7	35.3	27.9	29.7	31.7	
no	24.1	26.5	27.3	28.7	26.8	
yes	29.6	24.9	26.8	25.6	26.5	
YES!	11.6	13.3	18.0	16.0	15.1	
N of Valid	1151	2192	2249	1338	6930	
N of Miss	55	57	127	59	298	

Table 115: It is all right to beat up people if they start the fight.





Response	6	8	10	12	Total	
NO!	53.3	36.5	26.5	29.8	34.8	
no	24.2	27.6	26.0	26.0	26.2	
yes	15.6	23.1	28.4	25.1	23.9	
YES!	6.9	12.8	19.1	19.1	15.1	
N of Valid	1160	2193	2245	1334	6932	
N of Miss	46	56	131	63	296	

Table 116: I think it is okay to take something without asking if you can get away with it.





Response	6	8	10	12	Total	
NO!	79.4	66.0	51.9	53.8	61.3	
no	18.9	30.8	40.2	38.5	33.3	
yes	1.3	2.6	6.1	5.7	4.1	
YES!	0.4	0.5	1.9	1.9	1.2	
N of Valid	1156	2193	2248	1334	6931	
N of Miss	50	56	128	63	297	

Table 117: Where do you get the most information about living a drug and alcohol free life? Parents/guardians





Response	6	8	10	12	Total	
All the time	51.7	50.8	47.3	42.9	48.3	
Most	21.3	23.4	24.5	23.4	23.4	
Some	12.8	16.0	17.4	20.0	16.7	
Very little	14.2	9.9	10.9	13.7	11.6	
N of Valid	1115	2166	2229	1327	6837	
N of Miss	91	83	147	70	391	

Table 118: Where do you get the most information about living a drug and alcohol free life? Friends





Response	6	8	10	12	Total	
All the time	16.9	14.7	12.2	14.6	14.2	
Most	16.9	17.1	17.2	12.9	16.3	
Some	21.4	28.1	30.3	29.2	28.0	
Very little	44.8	40.1	40.3	43.4	41.5	
N of Valid	1074	2132	2214	1317	6737	
N of Miss	132	117	162	80	491	

Table 119: Where do you get the most information about living a drug and alcohol free life? Family members





Response	6	8	10	12	Total	
All the time	45.0	40.3	32.9	29.7	36.6	
Most	21.7	23.4	25.4	21.9	23.5	
Some	15.4	18.4	20.1	24.5	19.7	
Very little	17.9	18.0	21.6	23.9	20.3	
N of Valid	1087	2136	2211	1316	6750	
N of Miss	119	113	165	81	478	

Table 120: Where do you get the most information about living a drug and alcohol free life? School





Response	6	8	10	12	Total	
All the time	60.4	55.1	39.3	36.1	47.1	
Most	17.7	25.1	25.0	22.6	23.4	
Some	10.6	12.6	22.6	24.5	17.9	
Very little	11.3	7.2	13.1	16.7	11.7	
N of Valid	1100	2156	2216	1317	6789	
N of Miss	106	93	160	80	439	

Table 121: Where do you get the most information about living a drug and alcohol free life? Internet





Response	6	8	10	12	Total	
All the time	17.4	14.8	12.5	13.6	14.2	
Most	14.7	16.1	15.1	13.6	15.1	
Some	23.9	29.5	31.8	28.3	29.1	
Very little	43.9	39.6	40.6	44.4	41.6	
N of Valid	1072	2131	2198	1313	6714	
N of Miss	134	118	178	84	514	

Table 122: Where do you get the most information about living a drug and alcohol free life? TV





Response	6	8	10	12	Total	
All the time	21.9	17.0	12.9	14.1	15.9	
Most	17.7	18.0	14.8	14.5	16.2	
Some	23.8	30.7	32.4	28.2	29.7	
Very little	36.6	34.3	40.0	43.2	38.2	
N of Valid	1074	2140	2202	1309	6725	
N of Miss	132	109	174	88	503	

Table 123: Where do you get the most information about living a drug and alcohol free life? Social media

Response	6	8	10	12	Total	
All the time	14.5	11.8	11.1	12.6	12.2	
Most	10.9	13.6	11.7	11.3	12.1	
Some	21.0	27.4	29.0	27.7	27.0	
Very little	53.6	47.2	48.2	48.4	48.8	
N of Valid	1057	2122	2200	1311	6690	
N of Miss	149	127	176	86	538	

Table 124: How much do you think people risk harming themselves (physically or in other ways) if they: smoked one or more packs of cigarettes per day?

Response	6	8	10	12	Total	
No risk	10.8	3.6	6.3	5.5	6.0	
Slight risk	6.6	6.1	7.7	6.5	6.8	
Moderate risk	18.1	19.8	18.3	15.9	18.3	
Great risk	64.5	70.5	67.8	72.1	68.9	
N of Valid	1149	2194	2234	1319	6896	
N of Miss	57	55	142	78	332	

Table 125: How much do you think people risk harming themselves (physically or in other ways) if they: try marijuana once or twice?

Response	6	8	10	12	Total	
No risk	13.9	13.8	34.5	43.6	26.3	
Slight risk	19.2	28.2	31.2	26.5	27.3	
Moderate risk	27.0	27.1	16.4	13.8	21.1	
Great risk	39.9	30.9	17.8	16.0	25.3	
N of Valid	1142	2176	2225	1322	6865	
N of Miss	64	73	151	75	363	

Table 126: How much do you think people risk harming themselves (physically or in other ways) if they: smoke marijuana once or twice a week?


Response	6	8	10	12	Total	
No risk	12.6	9.0	22.8	27.9	17.7	
Slight risk	8.2	12.3	22.1	25.2	17.3	
Moderate risk	21.1	25.7	25.3	21.8	24.0	
Great risk	58.1	53.0	29.9	25.1	41.0	
N of Valid	1130	2163	2213	1315	6821	
N of Miss	76	86	163	82	407	

Table 127: How much do you think people risk harming themselves (physically or in other ways) if they: take one or two drinks of an alcoholic beverage (beer, wine, liquor) nearly every day?


Response	6	8	10	12	Total	
No risk	14.1	5.0	9.4	12.1	9.3	
Slight risk	15.9	16.5	19.2	19.1	17.8	
Moderate risk	24.3	30.0	31.2	30.7	29.6	
Great risk	45.7	48.5	40.1	38.1	43.3	
N of Valid	1140	2186	2224	1324	6874	
N of Miss	66	63	152	73	354	

Table 128: How much do you think people risk harming themselves (physically or in other ways) if they: have five or more drinks of an alcoholic beverage once or twice a weekend?


Response	6	8	10	12	Total	
No risk	12.3	3.8	8.2	8.1	7.5	
Slight risk	9.1	8.4	13.9	15.2	11.6	
Moderate risk	22.0	26.1	29.7	30.9	27.5	
Great risk	56.5	61.7	48.2	45.8	53.4	
N of Valid	1139	2186	2228	1323	6876	
N of Miss	67	63	148	74	352	

Table 129: How much do you think people risk harming themselves (physically or in other ways) if they: use prescription drugs that are not prescribed to them?

Response	6	8	10	12	Total	
No risk	11.4	3.2	5.8	4.5	5.6	
Slight risk	5.6	6.2	8.0	7.7	7.0	
Moderate risk	15.4	19.6	23.8	22.2	20.8	
Great risk	67.5	71.1	62.5	65.6	66.6	
N of Valid	1136	2188	2224	1322	6870	
N of Miss	70	61	152	75	358	

Table 130: How much do you think people risk harming themselves (physically or in other ways) if they: use non-prescription drugs to get high?

Response	6	8	10	12	Total	
No risk	11.2	3.2	5.7	4.4	5.5	
Slight risk	3.6	4.0	7.8	6.1	5.5	
Moderate risk	14.0	17.0	23.6	21.1	19.4	
Great risk	71.2	75.9	62.9	68.4	69.5	
N of Valid	1137	2188	2221	1321	6867	
N of Miss	69	61	155	76	361	

Table 131: How much do you think people risk harming themselves (physically or in other ways) if they: use e-cigarettes, e-cigars, or e-hookahs?

Response	6	8	10	12	Total	
No risk	13.8	11.7	24.5	25.2	18.8	
Slight risk	13.0	23.2	31.7	33.5	26.3	
Moderate risk	23.5	26.1	19.8	17.8	22.0	
Great risk	49.8	39.1	24.0	23.6	32.9	
N of Valid	1133	2184	2225	1323	6865	
N of Miss	73	65	151	74	363	

Table 132: Have you ever used smokeless tobacco (chew, snuff, plug, dipping tobacco, or chewing tobacco)?


Response	6	8	10	12	Total	
Never	97.0	95.2	91.0	84.9	92.1	
Once or Twice	2.7	3.7	5.6	7.8	4.9	
Once in a while but not regularly	0.3	0.6	1.6	3.0	1.3	
Regularly in the past	0.1	0.3	1.1	2.0	0.9	
Regularly now	0.0	0.2	0.8	2.3	0.7	
N of Valid	1150	2200	2222	1325	6897	
N of Miss	56	49	154	72	331	

Table 133: How often have you used smokeless tobacco during the past 30 days?


Response	6	8	10	12	Total	
Not at all	99.6	98.7	96.9	93.6	97.3	
Once or twice	0.3	0.9	1.7	2.9	1.4	
Once or twice per week	0.0	0.1	0.4	0.8	0.3	
Three to five times per week	0.0	0.1	0.3	0.5	0.2	
About once a day	0.0	0.0	0.3	0.5	0.2	
More than once a day	0.1	0.1	0.5	1.7	0.6	
N of Valid	1152	2195	2220	1321	6888	
N of Miss	54	54	156	76	340	

Table 134: Have you ever smoked cigarettes?


Response	6	8	10	12	Total	
Never	96.6	91.1	82.0	74.5	85.9	
Once or Twice	2.8	6.2	11.3	12.1	8.4	
Once in a while but not regularly	0.4	1.5	3.3	6.9	2.9	
Regularly in the past	0.2	0.9	1.8	3.5	1.6	
Regularly now	0.0	0.3	1.6	2.9	1.2	
N of Valid	1148	2197	2220	1325	6890	
N of Miss	58	52	156	72	338	

Table 135: How frequently have you smoked cigarettes during the past 30 days?

Response	6	8	10	12	Total	
Not at all	99.3	98.5	95.0	90.9	96.0	
Less than one cigarette per day	0.5	1.2	2.9	5.1	2.4	
One to five cigarettes per day	0.2	0.2	1.5	2.5	1.0	
About one-half pack per day	0.0	0.0	0.2	0.8	0.2	
About one pack per day	0.0	0.0	0.3	0.1	0.1	
About one and one-half packs per day	0.0	0.0	0.1	0.2	0.1	
Two packs or more per day	0.0	0.1	0.0	0.4	0.1	
N of Valid	1154	2194	2218	1323	6889	
N of Miss	52	55	158	74	339	

Table 136: Which statement best describes rules about smoking inside your home or your family cars?

Response	6	8	10	12	Total	
Smoking is not allowed anywhere inside your home or cars	70.0	73.8	75.8	77.7	74.6	
Smoking is allowed in some places and at some times or in some cars	9.2	7.8	7.7	7.0	7.9	
Smoking is allowed anywhere inside the home or cars	2.3	1.6	2.2	2.7	2.1	
There are no rules about smoking inside the home or cars	2.9	2.7	3.9	3.0	3.2	
I don't know	15.7	14.0	10.4	9.7	12.3	
N of Valid	1142	2186	2206	1318	6852	
N of Miss	64	63	170	79	376	

Table 137: Have you ever used e-cigarettes, e-cigars, or e-hookahs (vaping)?

Response	6	8	10	12	Total	
Never	96.0	85.2	68.3	57.9	76.3	
Once or Twice	2.8	8.4	12.1	14.6	9.9	
Once in a while but not regularly	0.7	4.2	10.6	14.2	7.6	
Regularly in the past	0.4	0.9	2.8	4.6	2.1	
Regularly now	0.1	1.4	6.2	8.8	4.1	
N of Valid	1135	2182	2207	1317	6841	
N of Miss	71	67	169	80	387	

Table 138: How frequently have you used e-cigarettes, e-cigars, or e-hookahs (vaping)?








Response	6	8	10	12	Total	
Not at all	98.5	93.2	81.8	73.9	86.7	
Less than 10 puffs per day	1.2	5.1	11.1	14.7	8.2	
10 to 50 puffs per day	0.1	1.1	4.7	6.7	3.2	
About one-half cartomiser per day	0.1	0.1	1.1	2.1	0.8	
About one cartomiser per day	0.0	0.1	0.5	1.2	0.4	
About one and one-half cartomisers per day	0.1	0.0	0.3	0.6	0.2	
Two cartomisers or more per day	0.1	0.3	0.6	0.8	0.5	
N of Valid	1127	2174	2188	1313	6802	
N of Miss	79	75	188	84	426	

Table 139: During this school year, were you taught in any of your classes about the dangers of tobacco use?






Response	6	8	10	12	Total	
Never	16.7	19.0	42.0	54.0	32.7	
Rarely	12.0	17.7	21.3	17.7	17.9	
Sometimes	25.4	26.1	18.6	16.0	21.7	
Often	23.5	22.9	12.1	7.3	16.5	
Almost always	22.4	14.3	6.0	5.0	11.2	
N of Valid	1130	2181	2188	1309	6808	
N of Miss	76	68	188	88	420	

Table 140: During the past 12 months, have you participated in any community activities to discourage people your age from using cigarettes, chewing tobacco, snuff, dip or cigars, e-cigarettes, e-cigars, or e-hookahs?






Response	6	8	10	12	Total	
Never	66.0	66.3	74.7	82.2	72.0	
Rarely	14.3	15.2	13.1	9.3	13.2	
Sometimes	9.2	10.2	7.7	4.7	8.2	
Often	6.5	5.3	3.1	2.0	4.2	
Almost always	3.9	3.0	1.4	1.8	2.4	
N of Valid	1118	2172	2183	1309	6782	
N of Miss	88	77	193	88	446	

Table 141: Think back over the last two weeks. How many times have you had five or more alcoholic drinks in a row?







Response	6	8	10	12	Total	
None	98.4	96.4	89.1	81.9	91.6	
Once	1.2	1.6	4.3	7.7	3.5	
Twice	0.3	1.1	3.2	4.1	2.2	
3-5 times	0.2	0.7	2.1	3.8	1.6	
6-9 times	0.0	0.2	0.5	0.7	0.3	
10 or more times	0.0	0.1	0.9	1.8	0.7	
N of Valid	1127	2168	2178	1303	6776	
N of Miss	79	81	198	94	452	

Table 142: During the past 30 days, how many times did you ride in a car or other vehicle driven by someone who had been drinking alcohol or using drugs to get high?






Response	6	8	10	12	Total	
0 times	91.5	90.6	86.5	86.2	88.6	
1 time	4.4	4.7	5.4	5.4	5.0	
2 or 3 times	2.0	2.7	4.7	4.1	3.5	
4 or 5 times	1.0	0.6	1.1	1.3	0.9	
6 or more times	1.2	1.5	2.3	3.0	2.0	
N of Valid	1122	2174	2177	1304	6777	
N of Miss	84	75	199	93	451	

Table 143: During the past 30 days, how many times did you drive a car or other vehicle when you had been drinking alcohol or using drugs to get high?







Response	6	8	10	12	Total	
I did not drive a car in the past 30 days	53.7	65.0	48.4	25.9	50.1	
0 times	45.7	34.2	48.8	66.7	47.2	
1 time	0.5	0.3	1.0	2.6	1.0	
2 or 3 times	0.1	0.3	1.1	1.7	0.8	
4 or 5 times	0.0	0.0	0.4	0.8	0.3	
6 or more times	0.1	0.1	0.3	2.3	0.6	
N of Valid	1079	2098	2134	1301	6612	
N of Miss	127	151	242	96	616	

Table 144: If you drank alcohol (not just a sip or taste) in the past year, where did you usually drink it?

Response	6	8	10	12	Total	
I did not drink alcohol in the past year	96.2	87.7	68.0	54.6	76.5	
At my home	2.2	6.0	12.7	16.8	9.6	
At someone else's home	1.0	4.5	16.6	24.7	11.7	
At an open area like a park, beach, field, back road, woods, or a street corner	0.4	1.0	0.7	1.6	0.9	
At a sporting event or concert	0.1	0.1	0.4	0.5	0.3	
At a restaurant, bar, or a nightclub	0.1	0.3	0.3	0.9	0.4	
At an empty building or a construction site	0.1	0.2	0.1	0.1	0.1	
At a hotel/motel	0.0	0.1	0.4	0.3	0.2	
An a car	0.0	0.1	0.3	0.2	0.2	
At school	0.0	0.0	0.4	0.2	0.2	
N of Valid	1119	2141	2134	1278	6672	
N of Miss	87	108	242	119	556	

Table 145: How do you feel about someone your age having one or two drinks of an alcoholic beverage nearly every day?

Response	6	8	10	12	Total	
Neither approve nor disapprove	16.8	17.1	28.3	30.3	23.2	
Somewhat disapprove	6.3	13.9	21.4	24.4	17.1	
Strongly disapprove	63.0	60.0	42.1	36.4	50.2	
Don't know or can't say	13.9	9.0	8.1	8.9	9.5	
N of Valid	1104	2165	2177	1309	6755	
N of Miss	102	84	199	88	473	

Table 146: On how many occasions have you had alcoholic beverages (beer, wine or hard liquor) to drink in your lifetime - more than just a few sips?

Response	6	8	10	12	Total	
0	91.1	82.2	61.8	48.4	70.7	
1-2	6.6	9.7	13.9	13.1	11.2	
3-5	1.5	3.8	9.8	12.0	6.9	
6-9	0.0	1.7	4.7	6.0	3.2	
10+	0.8	2.6	9.8	20.5	8.0	
N of Valid	1133	2185	2181	1300	6799	
N of Miss	73	64	195	97	429	

Table 147: On how many occasions have you drunk one of more drinks of an alcoholic beverage during the past 30 days?






Response	6	8	10	12	Total	
0	99.0	95.4	84.1	74.4	88.3	
1-2	0.9	3.3	10.9	14.5	7.5	
3-5	0.1	1.1	3.0	6.1	2.5	
6-9	0.0	0.1	0.7	2.2	0.7	
10+	0.0	0.2	1.2	2.8	1.0	
N of Valid	1125	2173	2166	1299	6763	
N of Miss	81	76	210	98	465	

Table 148: On how many occasions have you used marijuana (grass, pot) or hashish (hash, hash oil) in your lifetime?






Response	6	8	10	12	Total	
0	98.9	93.2	78.6	69.2	84.9	
1-2	0.7	2.7	6.9	8.0	4.7	
3-5	0.3	1.6	3.7	5.4	2.8	
6-9	0.0	1.0	2.3	3.2	1.7	
10+	0.1	1.6	8.4	14.1	5.9	
N of Valid	1130	2175	2162	1294	6761	
N of Miss	76	74	214	103	467	

Table 149: On how many occasions have you used marijuana (grass, pot) or hashish (hash, hash oil) during the past 30 days?






Response	6	8	10	12	Total	
0	99.4	97.0	90.3	84.7	92.9	
1-2	0.4	2.1	4.2	6.4	3.3	
3-5	0.1	0.3	1.7	2.5	1.1	
6-9	0.1	0.2	0.9	0.8	0.5	
10+	0.0	0.5	2.9	5.6	2.1	
N of Valid	1115	2171	2165	1299	6750	
N of Miss	91	78	211	98	478	

Table 150: On how many occasions have you used LSD or other psychedelics in your lifetime?


Response	6	8	10	12	Total	
0	99.8	99.6	96.5	94.7	97.7	
1-2	0.1	0.3	2.3	2.4	1.3	
3-5	0.1	0.0	0.5	1.4	0.4	
6-9	0.0	0.0	0.1	0.9	0.2	
10+	0.0	0.1	0.7	0.6	0.4	
N of Valid	1101	2166	2166	1298	6731	
N of Miss	105	83	210	99	497	

Table 151: On how many occasions have you used LSD or other psychedelics during the past 30 days?


Response	6	8	10	12	Total	
0	99.8	99.8	98.9	98.0	99.2	
1-2	0.2	0.1	0.6	1.4	0.5	
3-5	0.0	0.0	0.2	0.4	0.1	
6-9	0.0	0.0	0.0	0.2	0.0	
10+	0.0	0.1	0.4	0.1	0.2	
N of Valid	1090	2161	2164	1295	6710	
N of Miss	116	88	212	102	518	

Table 152: On how many occasions have you used cocaine or crack in your lifetime?


Response	6	8	10	12	Total	
0	99.8	99.4	98.6	97.5	98.8	
1-2	0.2	0.4	0.9	1.7	0.8	
3-5	0.0	0.1	0.2	0.2	0.1	
6-9	0.0	0.0	0.1	0.2	0.1	
10+	0.0	0.1	0.2	0.5	0.2	
N of Valid	1109	2176	2167	1299	6751	
N of Miss	97	73	209	98	477	

Table 153: On how many occasions have you used cocaine or crack during the past 30 days?


Response	6	8	10	12	Total	
0	99.8	99.7	99.5	99.0	99.5	
1-2	0.1	0.1	0.3	0.6	0.3	
3-5	0.1	0.1	0.0	0.2	0.1	
6-9	0.0	0.0	0.0	0.0	0.0	
10+	0.0	0.1	0.1	0.2	0.1	
N of Valid	1110	2160	2160	1293	6723	
N of Miss	96	89	216	104	505	

Table 154: On how many occasions have you sniffed glue, breathed the contents of an aerosol spray can, or inhaled other gases or sprays, in order to get high in your lifetime?


Response	6	8	10	12	Total	
0	97.4	94.8	95.4	97.6	95.9	
1-2	2.1	4.0	3.0	1.9	3.0	
3-5	0.4	0.6	0.8	0.5	0.6	
6-9	0.0	0.1	0.3	0.0	0.1	
10+	0.2	0.5	0.5	0.1	0.3	
N of Valid	1114	2178	2165	1296	6753	
N of Miss	92	71	211	101	475	

Table 155: On how many occasions have you sniffed glue, breathed the contents of an aerosol spray can, or inhaled other gases or sprays, in order to get high during the past 30 days?


Response	6	8	10	12	Total	
0	98.8	98.7	98.8	99.8	99.0	
1-2	1.1	1.0	0.8	0.2	0.8	
3-5	0.0	0.2	0.1	0.0	0.1	
6-9	0.1	0.1	0.1	0.0	0.1	
10+	0.0	0.1	0.1	0.0	0.1	
N of Valid	1106	2169	2165	1295	6735	
N of Miss	100	80	211	102	493	

Table 156: On how many occasions have you used Pegaramide (peg, Peggy, etc.) in your lifetime?

Response	6	8	10	12	Total	
0	100.0	100.0	100.0	100.0	100.0	
1-2	0.0	0.0	0.0	0.0	0.0	
3-5	0.0	0.0	0.0	0.0	0.0	
6-9	0.0	0.0	0.0	0.0	0.0	
10+	0.0	0.0	0.0	0.0	0.0	
N of Valid	1096	2158	2162	1297	6713	
N of Miss	110	91	214	100	515	

Table 157: On how many occasions have you used Pegaramide (peg, Peggy, etc.) during the past 30 days?

Response	6	8	10	12	Total	
0	100.0	100.0	100.0	100.0	100.0	
1-2	0.0	0.0	0.0	0.0	0.0	
3-5	0.0	0.0	0.0	0.0	0.0	
6-9	0.0	0.0	0.0	0.0	0.0	
10+	0.0	0.0	0.0	0.0	0.0	
N of Valid	1090	2164	2161	1293	6708	
N of Miss	116	85	215	104	520	

Table 158: On how many occasions have you used synthetic marijuana (K2, spice) in your lifetime?

Response	6	8	10	12	Total	
0	99.7	98.8	97.2	97.8	98.3	
1-2	0.3	0.8	1.8	1.4	1.1	
3-5	0.0	0.2	0.4	0.2	0.2	
6-9	0.0	0.1	0.2	0.2	0.2	
10+	0.0	0.1	0.4	0.3	0.2	
N of Valid	1103	2173	2167	1296	6739	
N of Miss	103	76	209	101	489	

Table 159: On how many occasions have you used synthetic marijuana (K2, spice) during the past 30 days?


Response	6	8	10	12	Total	
0	99.9	99.6	98.9	99.3	99.4	
1-2	0.1	0.2	0.8	0.4	0.4	
3-5	0.0	0.0	0.2	0.2	0.1	
6-9	0.0	0.0	0.1	0.1	0.1	
10+	0.0	0.0	0.0	0.1	0.0	
N of Valid	1090	2169	2161	1293	6713	
N of Miss	116	80	215	104	515	

Table 160: On how many occasions have you used methamphetamines (meth, speed, crank, crystal meth) in your lifetime?


Response	6	8	10	12	Total	
0	99.9	99.8	98.8	99.5	99.4	
1-2	0.0	0.2	0.6	0.4	0.3	
3-5	0.1	0.0	0.2	0.0	0.1	
6-9	0.0	0.0	0.1	0.0	0.0	
10+	0.0	0.0	0.3	0.2	0.1	
N of Valid	1094	2175	2159	1296	6724	
N of Miss	112	74	217	101	504	

Table 161: On how many occasions have you used methamphetamines (meth, speed, crank, crystal meth) in the past 30 days?


Response	6	8	10	12	Total	
0	99.9	99.9	99.4	99.8	99.7	
1-2	0.1	0.1	0.4	0.1	0.2	
3-5	0.0	0.0	0.1	0.0	0.0	
6-9	0.0	0.0	0.0	0.0	0.0	
10+	0.0	0.0	0.0	0.1	0.0	
N of Valid	1090	2166	2158	1291	6705	
N of Miss	116	83	218	106	523	

Table 162: On how many occasions have you used other chemical products (bath salts, plant food, etc.) in your lifetime?






Response	6	8	10	12	Total	
0	97.2	97.4	98.7	99.5	98.2	
1-2	1.5	1.7	0.6	0.0	1.0	
3-5	0.9	0.4	0.3	0.1	0.4	
6-9	0.0	0.0	0.1	0.1	0.1	
10+	0.5	0.4	0.4	0.4	0.4	
N of Valid	1095	2156	2158	1292	6701	
N of Miss	111	93	218	105	527	

Table 163: On how many occasions have you used other chemical products (bath salts, plant food, etc.) during the past 30 days?






Response	6	8	10	12	Total	
0	98.7	99.0	99.4	99.8	99.3	
1-2	1.0	0.6	0.2	0.1	0.5	
3-5	0.1	0.2	0.1	0.0	0.1	
6-9	0.0	0.0	0.0	0.0	0.0	
10+	0.2	0.1	0.2	0.1	0.1	
N of Valid	1088	2157	2158	1292	6695	
N of Miss	118	92	218	105	533	

Table 164: On how many occasions have you used heroin or other opiates in your lifetime?






Response	6	8	10	12	Total	
0	100.0	99.8	98.8	98.8	99.3	
1-2	0.0	0.0	0.4	0.3	0.2	
3-5	0.0	0.0	0.3	0.2	0.1	
6-9	0.0	0.0	0.0	0.2	0.0	
10+	0.0	0.1	0.4	0.5	0.3	
N of Valid	1094	2170	2155	1291	6710	
N of Miss	112	79	221	106	518	

Table 165: On how many occasions have you used heroin or other opiates during the past 30 days?






Response	6	8	10	12	Total	
0	99.9	99.9	99.4	99.5	99.6	
1-2	0.1	0.0	0.2	0.2	0.1	
3-5	0.0	0.0	0.1	0.2	0.1	
6-9	0.0	0.0	0.0	0.0	0.0	
10+	0.0	0.1	0.2	0.1	0.1	
N of Valid	1079	2159	2154	1288	6680	
N of Miss	127	90	222	109	548	

Table 166: On how many occasions have you used MDMA ('X', 'E', or ecstasy) in your lifetime?






Response	6	8	10	12	Total	
0	99.9	99.8	98.4	98.0	99.0	
1-2	0.1	0.1	0.9	1.2	0.6	
3-5	0.0	0.0	0.5	0.5	0.3	
6-9	0.0	0.0	0.1	0.1	0.0	
10+	0.0	0.0	0.1	0.2	0.1	
N of Valid	1078	2161	2161	1291	6691	
N of Miss	128	88	215	106	537	

Table 167: On how many occasions have you used MDMA ('X', 'E', or ecstasy) during the past 30 days?






Response	6	8	10	12	Total	
0	100.0	100.0	99.5	99.1	99.7	
1-2	0.0	0.0	0.4	0.5	0.2	
3-5	0.0	0.0	0.0	0.2	0.0	
6-9	0.0	0.0	0.0	0.2	0.0	
10+	0.0	0.0	0.0	0.0	0.0	
N of Valid	1064	2159	2149	1290	6662	
N of Miss	142	90	227	107	566	

Table 168: On how many occasions have you taken prescription drugs (such as Valium, Xanax, Ritalin, Adderall, OxyContin, Tramadol, or sleeping pills) not prescribed to you in your lifetime?


Response	6	8	10	12	Total	
0	97.3	94.5	89.9	87.9	92.2	
1-2	1.3	2.7	3.9	4.6	3.2	
3-5	0.7	1.4	2.5	2.7	1.9	
6-9	0.0	0.5	0.9	1.6	0.7	
10+	0.7	0.9	2.7	3.3	1.9	
N of Valid	1093	2163	2157	1290	6703	
N of Miss	113	86	219	107	525	

Table 169: On how many occasions have you taken prescription drugs (such as Valium, Xanax, Ritalin, Adderall, OxyContin, Tramadol, or sleeping pills) not prescribed to you during the past 30 days?


Response	6	8	10	12	Total	
0	98.9	97.8	96.0	95.8	97.0	
1-2	0.7	1.3	1.9	2.3	1.6	
3-5	0.4	0.4	1.2	0.9	0.7	
6-9	0.0	0.1	0.3	0.5	0.2	
10+	0.0	0.4	0.7	0.5	0.4	
N of Valid	1090	2167	2154	1292	6703	
N of Miss	116	82	222	105	525	

Table 170: On how many occasions have you taken non-prescription medicines such as diet pills (for example, Dietac, Dexatrim or Prolamine), stay-awake pills (for example No-Doz, Vivarin, or Wake), or cough or cold medicines (robos, DXM, etc.) to get high in your lifetime?


Response	6	8	10	12	Total	
0	98.5	97.4	95.7	96.1	96.8	
1-2	0.9	1.3	2.1	1.6	1.5	
3-5	0.3	0.5	0.9	0.6	0.6	
6-9	0.3	0.3	0.6	0.5	0.4	
10+	0.1	0.6	0.7	1.2	0.6	
N of Valid	1097	2169	2155	1292	6713	
N of Miss	109	80	221	105	515	

Table 171: On how many occasions have you taken non-prescription medicines such as diet pills (for example, Dietac, Dexatrim or Prolamine), stay-awake pills (for example No-Doz, Vivarin, or Wake), or cough or cold medicines (robos, DXM, etc.) to get high during the past 30 days?






Response	6	8	10	12	Total	
0	99.4	98.7	98.5	98.2	98.7	
1-2	0.6	0.7	0.7	1.2	0.8	
3-5	0.0	0.2	0.4	0.4	0.3	
6-9	0.0	0.2	0.3	0.2	0.2	
10+	0.1	0.1	0.1	0.1	0.1	
N of Valid	1084	2165	2151	1287	6687	
N of Miss	122	84	225	110	541	

Table 172: On how many occasions have you been drunk or very high from drinking alcoholic beverages during the past 30 days?






Response	6	8	10	12	Total	
0	99.8	97.5	91.2	84.1	93.3	
1-2	0.1	1.7	5.3	8.5	3.9	
3-5	0.1	0.5	2.0	4.4	1.6	
6-9	0.0	0.1	0.2	1.0	0.3	
10+	0.0	0.2	1.3	2.0	0.9	
N of Valid	1094	2159	2142	1287	6682	
N of Miss	112	90	234	110	546	

Table 173: On how many occasions have you drunk flavored alcoholic beverages, sometimes called 'alcopops' (like Mike's Hard Lemonade, Smirnoff Ice, Bacardi Breezers, etc.) in your lifetime?






Response	6	8	10	12	Total	
0	96.8	89.4	77.0	68.5	82.6	
1-2	2.5	6.6	9.3	8.7	7.2	
3-5	0.5	2.3	6.1	6.7	4.1	
6-9	0.0	1.0	2.9	4.3	2.1	
10+	0.2	0.7	4.7	11.7	4.0	
N of Valid	1098	2172	2149	1294	6713	
N of Miss	108	77	227	103	515	

Table 174: On how many occasions have you drunk flavored alcoholic beverages, sometimes called 'alcopops' (like Mike's Hard Lemonade, Smirnoff Ice, Bacardi Breezers, etc.) during the past 30 days?


Response	6	8	10	12	Total	
0	99.0	97.4	90.7	85.3	93.2	
1-2	1.0	2.1	6.7	8.8	4.7	
3-5	0.0	0.3	1.7	3.3	1.3	
6-9	0.0	0.1	0.3	1.2	0.4	
10+	0.0	0.1	0.6	1.3	0.5	
N of Valid	1083	2168	2150	1286	6687	
N of Miss	123	81	226	111	541	

Table 175: If you smoked cigarettes (not just a puff or drag) in the past year, how did you usually get them?


Response	6	8	10	12	Total	
I did not smoke cigarettes in the past year	97.8	95.1	89.4	82.7	91.3	
I bought them myself with a fake ID	0.1	0.0	0.1	0.4	0.2	
I bought them myself without a fake ID	0.0	0.0	0.3	2.9	0.7	
I got them from someone I know age 18 or older	0.0	1.0	3.0	7.0	2.6	
I got them from someone I know under age 18	0.3	1.1	2.4	1.7	1.5	
I got them from my brother or sister	0.1	0.1	0.2	0.5	0.2	
I got them from home with my parents' permission	0.0	0.1	0.4	0.4	0.2	
I got them from home without my parents' permission	0.1	0.9	1.2	0.4	0.8	
I got them from another relative	0.3	0.4	0.6	0.4	0.4	
A stranger bought them for me	0.0	0.0	0.0	0.2	0.1	
I took them from a store or shop	0.1	0.0	0.0	0.0	0.0	
Other	1.3	1.2	2.3	3.4	2.0	
N of Valid	1080	2110	2106	1273	6569	
N of Miss	126	139	270	124	659	

Table 176: If you used e-cigarettes, e-cigars, or e-hookahs (not just a puff or drag) in the past year, how did you usually get them? - I did not use e-cigarettes, e-cigars, or e-hookahs in the past year



Response	6	8	10	12	Total	
No	2.2	8.7	21.4	29.1	15.6	
Yes	97.8	91.3	78.6	70.9	84.4	
N of Valid	1078	2113	2103	1269	6563	
N of Miss	0	0	0	0	0	

Table 177: If you used e-cigarettes, e-cigars, or e-hookahs (not just a puff or drag) in the past year, how did you usually get them? - I bought them in a store such as a convenience store, supermarket, discount store, or gas station



Response	6	8	10	12	Total	
No	99.9	100.0	99.3	97.9	99.3	
Yes	0.1	0.0	0.7	2.1	0.7	
N of Valid	1078	2113	2103	1269	6563	
N of Miss	0	0	0	0	0	

Table 178: If you used e-cigarettes, e-cigars, or e-hookahs (not just a puff or drag) in the past year, how did you usually get them? - I got them on the Internet



Response	6	8	10	12	Total	
No	99.9	99.7	98.9	98.8	99.3	
Yes	0.1	0.3	1.1	1.2	0.7	
N of Valid	1078	2113	2103	1269	6563	
N of Miss	0	0	0	0	0	

Table 179: If you used e-cigarettes, e-cigars, or e-hookahs (not just a puff or drag) in the past year, how did you usually get them? - I got them at a store that sells electronic cigarettes, such as a "vape shop"



Response	6	8	10	12	Total	
No	99.8	99.8	99.1	94.1	98.5	
Yes	0.2	0.2	0.9	5.9	1.5	
N of Valid	1078	2113	2103	1269	6563	
N of Miss	0	0	0	0	0	

Table 180: If you used e-cigarettes, e-cigars, or e-hookahs (not just a puff or drag) in the past year, how did you usually get them? - I got them from a family member



Response	6	8	10	12	Total	
No	99.3	97.2	96.8	98.3	97.6	
Yes	0.7	2.8	3.2	1.7	2.4	
N of Valid	1078	2113	2103	1269	6563	
N of Miss	0	0	0	0	0	

Table 181: If you used e-cigarettes, e-cigars, or e-hookahs (not just a puff or drag) in the past year, how did you usually get them? - I got them from a friend



Response	6	8	10	12	Total	
No	99.4	95.7	85.4	83.2	90.6	
Yes	0.6	4.3	14.6	16.8	9.4	
N of Valid	1078	2113	2103	1269	6563	
N of Miss	0	0	0	0	0	

Table 182: If you used e-cigarettes, e-cigars, or e-hookahs (not just a puff or drag) in the past year, how did you usually get them? - A stranger got them for me



Response	6	8	10	12	Total	
No	99.9	99.8	99.9	99.7	99.8	
Yes	0.1	0.2	0.1	0.3	0.2	
N of Valid	1078	2113	2103	1269	6563	
N of Miss	0	0	0	0	0	

Table 183: If you used e-cigarettes, e-cigars, or e-hookahs (not just a puff or drag) in the past year, how did you usually get them? - I took them from a store or shop



Response	6	8	10	12	Total	
No	99.9	99.9	99.9	99.8	99.9	
Yes	0.1	0.1	0.1	0.2	0.1	
N of Valid	1078	2113	2103	1269	6563	
N of Miss	0	0	0	0	0	

Table 184: If you used e-cigarettes, e-cigars, or e-hookahs (not just a puff or drag) in the past year, how did you usually get them? - I got them some other way



Response	6	8	10	12	Total	
No	99.6	98.9	97.6	97.6	98.4	
Yes	0.4	1.1	2.4	2.4	1.6	
N of Valid	1078	2113	2103	1269	6563	
N of Miss	0	0	0	0	0	

Table 185: If you used marijuana (grass, pot) (not just a puff or drag) in the past year, how did you usually get it? - I did not use marijuana (grass, pot) in the past year



Response	6	8	10	12	Total	
No	1.8	6.7	18.9	26.9	13.7	
Yes	98.2	93.3	81.1	73.1	86.3	
N of Valid	1073	2101	2095	1271	6540	
N of Miss	0	0	0	0	0	

Table 186: If you used marijuana (grass, pot) (not just a puff or drag) in the past year, how did you usually get it? - I bought it myself



Response	6	8	10	12	Total	
No	99.4	98.3	93.6	89.1	95.2	
Yes	0.6	1.7	6.4	10.9	4.8	
N of Valid	1073	2101	2095	1271	6540	
N of Miss	0	0	0	0	0	

Table 187: If you used marijuana (grass, pot) (not just a puff or drag) in the past year, how did you usually get it? - I got it from someone at school



Response	6	8	10	12	Total	
No	99.9	98.6	95.8	95.0	97.2	
Yes	0.1	1.4	4.2	5.0	2.8	
N of Valid	1073	2101	2095	1271	6540	
N of Miss	0	0	0	0	0	

Table 188: If you used marijuana (grass, pot) (not just a puff or drag) in the past year, how did you usually get it? - I got it from someone with a medical marijuana card



Response	6	8	10	12	Total	
No	99.9	100.0	99.7	99.8	99.8	
Yes	0.1	0.0	0.3	0.2	0.2	
N of Valid	1073	2101	2095	1271	6540	
N of Miss	0	0	0	0	0	

Table 189: If you used marijuana (grass, pot) (not just a puff or drag) in the past year, how did you usually get it? - I got it from my brother or sister



Response	6	8	10	12	Total	
No	99.8	99.0	98.3	98.9	98.9	
Yes	0.2	1.0	1.7	1.1	1.1	
N of Valid	1073	2101	2095	1271	6540	
N of Miss	0	0	0	0	0	

Table 190: If you used marijuana (grass, pot) (not just a puff or drag) in the past year, how did you usually get it? - I got it from another relative



Response	6	8	10	12	Total	
No	99.7	99.4	98.0	98.3	98.8	
Yes	0.3	0.6	2.0	1.7	1.2	
N of Valid	1073	2101	2095	1271	6540	
N of Miss	0	0	0	0	0	

Table 191: If you used marijuana (grass, pot) (not just a puff or drag) in the past year, how did you usually get it? - Other



Response	6	8	10	12	Total	
No	99.2	97.7	93.3	90.2	95.1	
Yes	0.8	2.3	6.7	9.8	4.9	
N of Valid	1073	2101	2095	1271	6540	
N of Miss	0	0	0	0	0	

Table 192: If you drank alcohol (not just a sip or taste) in the past year, how did you usually get it?













Response	6	8	10	12	Total	
I did not drink alcohol in the past year	96.4	88.3	70.1	58.7	78.1	
I bought it myself with a fake ID	0.0	0.0	0.2	0.2	0.1	
I bought it myself without a fake ID	0.0	0.0	0.3	0.3	0.2	
I got it from someone I know age 21 or older	0.1	1.6	5.9	15.3	5.4	
I got it from someone I know under age 21	0.0	1.4	5.5	6.0	3.4	
I got it from my brother or sister	0.2	0.7	1.1	1.2	0.8	
I got it from home with my parents' permission	1.2	2.7	5.6	7.2	4.2	
I got it from home without my parents' permission	0.2	2.4	3.9	1.4	2.3	
I got it from another relative	0.4	0.9	2.0	1.7	1.3	
A stranger bought it for me	0.0	0.0	0.2	0.8	0.2	
I took it from a store or shop	0.1	0.1	0.0	0.5	0.2	
Other	1.5	1.8	5.1	6.7	3.8	
N of Valid	1080	2094	2088	1259	6521	
N of Miss	126	155	288	138	707	

Table 193: If you used prescription drugs or over the counter drugs without a doctor telling you to use it or for the purpose of getting high, where did you get these drugs? - Did not use



Response	6	8	10	12	Total	
No	1.1	2.1	6.2	7.3	4.3	
Yes	98.9	97.9	93.8	92.7	95.7	
N of Valid	1071	2112	2103	1262	6548	
N of Miss	0	0	0	0	0	

Table 194: If you used prescription drugs or over the counter drugs without a doctor telling you to use it or for the purpose of getting high, where did you get these drugs? -
Bought or took from store or shop



Response	6	8	10	12	Total	
No	99.9	99.8	99.4	99.2	99.6	
Yes	0.1	0.2	0.6	0.8	0.4	
N of Valid	1071	2112	2103	1262	6548	
N of Miss	0	0	0	0	0	

Table 195: If you used prescription drugs or over the counter drugs without a doctor telling you to use it or for the purpose of getting high, where did you get these drugs? -
Got from parents with permission



Response	6	8	10	12	Total	
No	99.3	99.6	99.3	99.5	99.4	
Yes	0.7	0.4	0.7	0.5	0.6	
N of Valid	1071	2112	2103	1262	6548	
N of Miss	0	0	0	0	0	

Table 196: If you used prescription drugs or over the counter drugs without a doctor telling you to use it or for the purpose of getting high, where did you get these drugs? -
Got from home without permission



Response	6	8	10	12	Total	
No	99.8	99.1	98.3	98.3	98.8	
Yes	0.2	0.9	1.7	1.7	1.2	
N of Valid	1071	2112	2103	1262	6548	
N of Miss	0	0	0	0	0	

Table 197: If you used prescription drugs or over the counter drugs without a doctor telling you to use it or for the purpose of getting high, where did you get these drugs? -
Got from relative with permission



Response	6	8	10	12	Total	
No	99.8	99.7	99.6	99.5	99.6	
Yes	0.2	0.3	0.4	0.5	0.4	
N of Valid	1071	2112	2103	1262	6548	
N of Miss	0	0	0	0	0	

Table 198: If you used prescription drugs or over the counter drugs without a doctor telling you to use it or for the purpose of getting high, where did you get these drugs? -
Got from relative without permission



Response	6	8	10	12	Total	
No	99.9	99.9	99.4	99.7	99.7	
Yes	0.1	0.1	0.6	0.3	0.3	
N of Valid	1071	2112	2103	1262	6548	
N of Miss	0	0	0	0	0	

Table 199: If you used prescription drugs or over the counter drugs without a doctor telling you to use it or for the purpose of getting high, where did you get these drugs? -
Got from friend's home with permission



Response	6	8	10	12	Total	
No	99.9	99.8	99.2	99.6	99.6	
Yes	0.1	0.2	0.8	0.4	0.4	
N of Valid	1071	2112	2103	1262	6548	
N of Miss	0	0	0	0	0	

Table 200: If you used prescription drugs or over the counter drugs without a doctor telling you to use it or for the purpose of getting high, where did you get these drugs? -
Got from friend's home without permission



Response	6	8	10	12	Total	
No	99.9	99.9	99.8	99.8	99.8	
Yes	0.1	0.1	0.2	0.2	0.2	
N of Valid	1071	2112	2103	1262	6548	
N of Miss	0	0	0	0	0	

Table 201: If you used prescription drugs or over the counter drugs without a doctor telling you to use it or for the purpose of getting high, where did you get these drugs? -
Got from friend at school



Response	6	8	10	12	Total	
No	100.0	100.0	99.0	98.5	99.4	
Yes	0.0	0.0	1.0	1.5	0.6	
N of Valid	1071	2112	2103	1262	6548	
N of Miss	0	0	0	0	0	

Table 202: If you used prescription drugs or over the counter drugs without a doctor telling you to use it or for the purpose of getting high, where did you get these drugs? -
Got from friend at party



Response	6	8	10	12	Total	
No	99.9	99.7	99.2	98.9	99.4	
Yes	0.1	0.3	0.8	1.1	0.6	
N of Valid	1071	2112	2103	1262	6548	
N of Miss	0	0	0	0	0	

Table 203: If you used prescription drugs or over the counter drugs without a doctor telling you to use it or for the purpose of getting high, where did you get these drugs? -
Got from friend, elsewhere



Response	6	8	10	12	Total	
No	99.9	99.8	98.3	98.5	99.1	
Yes	0.1	0.2	1.7	1.5	0.9	
N of Valid	1071	2112	2103	1262	6548	
N of Miss	0	0	0	0	0	

Table 204: If you used prescription drugs or over the counter drugs without a doctor telling you to use it or for the purpose of getting high, where did you get these drugs? -
Got from internet sale



Response	6	8	10	12	Total	
No	100.0	100.0	99.9	100.0	100.0	
Yes	0.0	0.0	0.1	0.0	0.0	
N of Valid	1071	2112	2103	1262	6548	
N of Miss	0	0	0	0	0	

Table 205: During the last month, about how many marijuana cigarettes, or the equivalent, did you smoke a day, on the average?


Response	6	8	10	12	Total	
None	99.1	97.1	89.9	86.3	93.0	
Less than 1 a day	0.5	1.6	4.7	6.9	3.5	
1 a day	0.2	0.3	1.6	2.2	1.1	
2-3 a day	0.1	0.6	1.8	2.7	1.3	
4-6 a day	0.1	0.2	1.0	0.9	0.6	
7-10 a day	0.1	0.1	0.3	0.5	0.2	
11 or more a day	0.0	0.1	0.7	0.5	0.3	
N of Valid	1068	2096	2102	1267	6533	
N of Miss	138	153	274	130	695	

Table 206: How wrong do your friends feel it would be for YOU to: have one or two drinks of an alcoholic beverage nearly every day?


Response	6	8	10	12	Total	
Very wrong	80.0	69.1	51.2	46.8	60.8	
Wrong	13.4	20.1	25.7	23.6	21.5	
A little bit wrong	4.3	7.8	14.5	17.8	11.3	
Not at all wrong	2.3	3.0	8.6	11.7	6.3	
N of Valid	1064	2104	2093	1262	6523	
N of Miss	142	145	283	135	705	

Table 207: How wrong do your friends feel it would be for YOU to: smoke tobacco?


Response	6	8	10	12	Total	
Very wrong	84.9	77.4	61.4	54.8	69.1	
Wrong	10.7	15.5	22.2	23.0	18.3	
A little bit wrong	3.0	4.9	9.2	12.1	7.4	
Not at all wrong	1.4	2.2	7.1	10.1	5.2	
N of Valid	1058	2093	2087	1261	6499	
N of Miss	148	156	289	136	729	

Table 208: How wrong do your friends feel it would be for YOU to: smoke marijuana?





Response	6	8	10	12	Total	
Very wrong	88.3	74.5	47.9	40.0	61.5	
Wrong	7.2	11.7	18.6	16.0	14.0	
A little bit wrong	2.5	8.0	14.1	18.5	11.1	
Not at all wrong	2.0	5.8	19.4	25.4	13.4	
N of Valid	1054	2094	2086	1262	6496	
N of Miss	152	155	290	135	732	

Table 209: How wrong do your friends feel it would be for YOU to: use prescription drugs not prescribed to you?





Response	6	8	10	12	Total	
Very wrong	85.6	80.7	68.1	68.0	75.0	
Wrong	10.5	13.8	17.9	19.4	15.7	
A little bit wrong	2.3	3.4	8.3	7.4	5.6	
Not at all wrong	1.6	2.0	5.7	5.2	3.7	
N of Valid	1052	2094	2084	1259	6489	
N of Miss	154	155	292	138	739	

Table 210: How wrong would most adults (over 21) in your neighborhood think it is for kids your age: to use marijuana?





Response	6	8	10	12	Total	
Very wrong	91.0	82.7	67.2	64.9	75.6	
Wrong	5.0	11.5	20.4	20.3	15.0	
A little bit wrong	2.5	3.6	7.8	10.2	6.0	
Not at all wrong	1.5	2.1	4.6	4.6	3.3	
N of Valid	1057	2090	2074	1261	6482	
N of Miss	149	159	302	136	746	

Table 211: How wrong would most adults (over 21) in your neighborhood think it is for kids your age: to drink alcohol?





Response	6	8	10	12	Total	
Very wrong	84.3	76.0	62.2	58.7	69.6	
Wrong	9.2	15.8	22.9	21.9	18.2	
A little bit wrong	4.8	5.4	9.8	13.2	8.2	
Not at all wrong	1.6	2.9	5.1	6.1	4.0	
N of Valid	1053	2088	2066	1254	6461	
N of Miss	153	161	310	143	767	

Table 212: How wrong would most adults (over 21) in your neighborhood think it is for kids your age: to smoke cigarettes?





Response	6	8	10	12	Total	
Very wrong	85.1	80.1	70.0	64.3	74.6	
Wrong	9.2	13.2	19.6	19.5	15.8	
A little bit wrong	3.6	4.6	6.5	10.5	6.2	
Not at all wrong	2.0	2.1	3.9	5.7	3.4	
N of Valid	1050	2080	2063	1254	6447	
N of Miss	156	169	313	143	781	

Table 213: How much do each of the following statements describe your neighborhood? crime and/or drug selling





Response	6	8	10	12	Total	
NO!	83.4	79.7	70.4	75.7	76.5	
no	11.2	15.7	21.5	17.0	17.1	
yes	4.2	3.7	6.4	5.7	5.0	
YES!	1.2	0.9	1.7	1.6	1.3	
N of Valid	1038	2061	2063	1250	6412	
N of Miss	168	188	313	147	816	

Table 214: How much do each of the following statements describe your neighborhood? fights





Response	6	8	10	12	Total	
NO!	74.7	75.0	70.1	77.1	73.8	
no	16.5	19.3	22.4	18.4	19.7	
yes	6.9	4.7	6.1	3.2	5.2	
YES!	1.8	1.1	1.4	1.3	1.3	
N of Valid	1037	2061	2059	1246	6403	
N of Miss	169	188	317	151	825	

Table 215: How much do each of the following statements describe your neighborhood? lots of empty or abandoned buildings





Response	6	8	10	12	Total	
NO!	80.4	79.9	74.3	79.3	78.1	
no	14.9	16.4	22.2	17.3	18.2	
yes	3.9	3.0	3.0	2.5	3.1	
YES!	0.8	0.7	0.5	1.0	0.7	
N of Valid	1025	2063	2058	1244	6390	
N of Miss	181	186	318	153	838	

Table 216: How much do each of the following statements describe your neighborhood? lots of graffiti





Response	6	8	10	12	Total	
NO!	85.1	84.1	77.1	82.0	81.6	
no	11.9	13.9	20.7	15.2	16.0	
yes	1.9	1.7	1.5	1.8	1.6	
YES!	1.2	0.3	0.8	1.0	0.7	
N of Valid	1021	2056	2054	1246	6377	
N of Miss	185	193	322	151	851	

Table 217: I feel safe in my neighborhood.


Response	6	8	10	12	Total	
NO!	5.5	3.0	5.1	4.3	4.4	
no	8.2	5.7	5.0	4.8	5.7	
yes	32.7	36.3	40.4	33.5	36.5	
YES!	53.6	55.0	49.4	57.4	53.5	
N of Valid	1050	2087	2071	1250	6458	
N of Miss	156	162	305	147	770	

Table 218: If a kid smoked marijuana in your neighborhood would he or she be caught by the police?


Response	6	8	10	12	Total	
NO!	11.1	9.5	16.4	20.9	14.2	
no	17.4	30.5	44.3	45.6	35.7	
yes	30.9	34.4	27.1	20.9	28.9	
YES!	40.6	25.6	12.2	12.6	21.2	
N of Valid	1055	2090	2068	1251	6464	
N of Miss	151	159	308	146	764	

Table 219: If a kid drank some beer, wine or hard liquor (for example, vodka, whiskey, or gin) in your neighborhood would he or she be caught by the police?


Response	6	8	10	12	Total	
NO!	12.9	12.3	21.3	26.9	18.1	
no	24.9	38.0	49.5	49.1	41.7	
yes	29.2	31.6	20.2	15.2	24.4	
YES!	33.0	18.0	9.1	8.8	15.8	
N of Valid	1052	2089	2064	1245	6450	
N of Miss	154	160	312	152	778	

Table 220: If a kid carried a handgun in your neighborhood would he or she be caught by the police?





Response	6	8	10	12	Total	
NO!	10.6	8.3	13.6	17.5	12.2	
no	16.0	22.2	30.2	30.7	25.4	
yes	27.6	34.8	32.3	28.7	31.7	
YES!	45.7	34.6	23.9	23.1	30.8	
N of Valid	1054	2085	2062	1249	6450	
N of Miss	152	164	314	148	778	

Table 221: If you wanted to get some cigarettes, how easy would it be for you to get some?





Response	6	8	10	12	Total	
Very hard	79.7	62.5	38.3	24.1	50.1	
Sort of hard	8.6	15.8	20.2	13.9	15.7	
Sort of easy	6.9	12.9	22.9	19.1	16.4	
Very easy	4.8	8.7	18.6	42.9	17.9	
N of Valid	1032	2085	2056	1245	6418	
N of Miss	174	164	320	152	810	

Table 222: If you wanted to get some beer, wine or hard liquor (for example, vodka, whiskey, or gin), how easy would it be for you to get some?





Response	6	8	10	12	Total	
Very hard	72.7	48.3	29.6	22.9	41.3	
Sort of hard	11.8	17.2	15.2	14.3	15.1	
Sort of easy	8.9	17.9	26.6	25.8	20.8	
Very easy	6.6	16.5	28.6	37.0	22.8	
N of Valid	1024	2083	2052	1240	6399	
N of Miss	182	166	324	157	829	

Table 223: If you wanted to get a drug like cocaine, LSD, or amphetamines, how easy would it be for you to get some?





Response	6	8	10	12	Total	
Very hard	92.3	87.1	66.4	56.7	75.4	
Sort of hard	4.5	8.4	18.1	21.7	13.5	
Sort of easy	1.3	3.0	8.9	10.7	6.1	
Very easy	2.0	1.5	6.6	11.0	5.1	
N of Valid	1021	2082	2049	1239	6391	
N of Miss	185	167	327	158	837	

Table 224: If you wanted to get a handgun, how easy would it be for you to get one?





Response	6	8	10	12	Total	
Very hard	78.3	70.6	62.9	56.2	66.6	
Sort of hard	10.4	13.4	16.7	17.7	14.8	
Sort of easy	6.1	9.4	9.5	11.4	9.3	
Very easy	5.3	6.7	10.9	14.6	9.3	
N of Valid	1023	2073	2047	1236	6379	
N of Miss	183	176	329	161	849	

Table 225: If you wanted to get some marijuana, how easy would it be for you to get some?





Response	6	8	10	12	Total	
Very hard	90.8	73.0	41.5	28.8	57.1	
Sort of hard	5.2	10.2	12.3	9.7	10.0	
Sort of easy	2.0	7.8	18.4	20.8	12.8	
Very easy	2.1	9.0	27.8	40.6	20.1	
N of Valid	1009	2064	2042	1231	6346	
N of Miss	197	185	334	166	882	

Table 226: If you wanted to get prescription drugs for the purpose of getting high, how easy would it be for you to get some?





Response	6	8	10	12	Total	
Very hard	80.8	63.3	48.1	40.0	56.7	
Sort of hard	7.8	13.7	18.1	18.3	15.1	
Sort of easy	6.3	12.9	16.0	20.3	14.3	
Very easy	5.0	10.1	17.8	21.3	14.0	
N of Valid	1013	2070	2044	1234	6361	
N of Miss	193	179	332	163	867	

Table 227: If you wanted to get synthetic marijuana such as K2 or chemical products such as bath salts to get high, how easy would it be for you to get some?





Response	6	8	10	12	Total	
Very hard	92.0	84.0	66.0	58.9	74.6	
Sort of hard	3.9	8.3	17.1	19.1	12.5	
Sort of easy	2.1	4.7	8.7	11.1	6.8	
Very easy	2.0	3.0	8.2	11.0	6.1	
N of Valid	1016	2071	2046	1238	6371	
N of Miss	190	178	330	159	857	

Table 228: If you wanted to get steroids to use or to enhance athletic performance, how easy would it be for you to get some?





Response	6	8	10	12	Total	
Very hard	91.1	83.9	69.2	63.5	76.4	
Sort of hard	4.7	10.4	18.1	17.4	13.3	
Sort of easy	2.1	3.4	6.8	10.3	5.6	
Very easy	2.1	2.3	5.8	8.8	4.7	
N of Valid	1013	2073	2042	1236	6364	
N of Miss	193	176	334	161	864	

Table 229: If you wanted to get e-cigarettes, e-cigars, or e-hookahs, how easy would it be for you to get some?





Response	6	8	10	12	Total	
Very hard	87.3	67.8	41.8	30.8	55.4	
Sort of hard	5.4	9.7	12.1	9.1	9.7	
Sort of easy	4.1	10.5	16.7	14.7	12.3	
Very easy	3.1	12.0	29.4	45.4	22.6	
N of Valid	1017	2078	2047	1238	6380	
N of Miss	189	171	329	159	848	

Table 230: During the past 12 months, have you participated in any alcohol prevention programs or seen any alcohol prevention messages in your school or community? Yes, a school-based program focused on preventing underage drinking and/or drinking and driving.



Response	6	8	10	12	Total	
No	70.9	70.2	87.4	90.3	79.8	
Yes	29.1	29.8	12.6	9.7	20.2	
N of Valid	998	2049	2031	1230	6308	
N of Miss	0	0	0	0	0	

Table 231: During the past 12 months, have you participated in any alcohol prevention programs or seen any alcohol prevention messages in your school or community? Yes, a community-based program focused on preventing underage drinking and/or drinking and driving (for example, through your church or temple or through youth groups like Boys and Girls Club or 4-H).



Response	6	8	10	12	Total	
No	89.0	91.6	95.5	97.4	93.6	
Yes	11.0	8.4	4.5	2.6	6.4	
N of Valid	998	2049	2031	1230	6308	
N of Miss	0	0	0	0	0	

Table 232: During the past 12 months, have you participated in any alcohol prevention programs or seen any alcohol prevention messages in your school or community? Yes, a media campaign addressing underage drinking and/or drinking and driving (for example, newspaper ads, posters, pamphlets, radio, TV).



Response	6	8	10	12	Total	
No	89.2	86.3	89.7	92.5	89.0	
Yes	10.8	13.7	10.3	7.5	11.0	
N of Valid	998	2049	2031	1230	6308	
N of Miss	0	0	0	0	0	

Table 233: During the past 12 months, have you participated in any alcohol prevention programs or seen any alcohol prevention messages in your school or community? No



Response	6	8	10	12	Total	
No	39.0	40.0	22.9	16.3	29.7	
Yes	61.0	60.0	77.1	83.7	70.3	
N of Valid	998	2049	2031	1230	6308	
N of Miss	0	0	0	0	0	

Table 234: How wrong do your parents feel it would be for YOU to: have one or two drinks of an alcoholic beverage nearly every day?





Response	6	8	10	12	Total	
Very wrong	91.3	87.8	82.9	78.8	85.1	
Wrong	5.6	8.3	10.2	12.4	9.3	
A little bit wrong	1.9	2.9	5.0	6.7	4.1	
Not at all wrong	1.2	1.0	2.0	2.2	1.6	
N of Valid	1033	2082	2035	1229	6379	
N of Miss	173	167	341	168	849	

Table 235: How wrong do your parents feel it would be for YOU to: smoke tobacco?





Response	6	8	10	12	Total	
Very wrong	95.0	94.0	87.9	82.2	90.0	
Wrong	3.5	4.6	8.1	11.6	6.9	
A little bit wrong	0.8	0.8	2.4	3.8	1.9	
Not at all wrong	0.7	0.6	1.6	2.4	1.3	
N of Valid	1029	2079	2038	1228	6374	
N of Miss	177	170	338	169	854	

Table 236: How wrong do your parents feel it would be for YOU to: smoke marijuana?





Response	6	8	10	12	Total	
Very wrong	97.2	91.8	81.7	75.2	86.2	
Wrong	1.4	4.6	8.8	10.8	6.6	
A little bit wrong	0.6	2.6	5.9	8.3	4.4	
Not at all wrong	0.9	1.1	3.6	5.7	2.7	
N of Valid	1019	2064	2026	1224	6333	
N of Miss	187	185	350	173	895	

Table 237: How wrong do your parents feel it would be for YOU to: use prescription drugs not prescribed to you?





Response	6	8	10	12	Total	
Very wrong	94.5	93.8	89.6	90.0	91.8	
Wrong	3.5	4.3	6.9	6.1	5.4	
A little bit wrong	1.1	1.3	2.0	2.9	1.8	
Not at all wrong	0.9	0.5	1.5	1.1	1.0	
N of Valid	1024	2080	2033	1227	6364	
N of Miss	182	169	343	170	864	

Table 238: How wrong do your parents feel it would be for YOU to: steal something?





Response	6	8	10	12	Total	
Very wrong	88.5	85.8	83.9	87.8	86.0	
Wrong	9.5	12.1	12.8	10.3	11.6	
A little bit wrong	1.1	1.8	2.0	1.2	1.6	
Not at all wrong	0.9	0.3	1.3	0.7	0.8	
N of Valid	1009	2055	2022	1220	6306	
N of Miss	197	194	354	177	922	

Table 239: How wrong do your parents feel it would be for YOU to: draw graffiti, write things, or draw pictures on buildings or other property (without the owner's permission)?





Response	6	8	10	12	Total	
Very wrong	92.5	86.5	82.6	85.4	86.0	
Wrong	4.5	10.1	12.4	10.4	10.0	
A little bit wrong	1.9	2.8	3.2	3.2	2.9	
Not at all wrong	1.2	0.6	1.7	1.1	1.2	
N of Valid	1021	2068	2034	1223	6346	
N of Miss	185	181	342	174	882	

Table 240: How wrong do your parents feel it would be for YOU to: pick a fight with someone?





Response	6	8	10	12	Total	
Very wrong	76.8	64.7	61.8	68.0	66.3	
Wrong	14.9	23.6	24.4	19.9	21.7	
A little bit wrong	5.8	10.1	11.3	9.6	9.7	
Not at all wrong	2.5	1.6	2.5	2.6	2.2	
N of Valid	1006	2067	2028	1224	6325	
N of Miss	200	182	348	173	903	

Table 241: During the past 12 months, have you talked with at least one of your parents about the dangers of underage drinking and/or drinking and driving? By parents, we mean either your biological parents, adoptive parents, stepparents, or adult guardians - whether or not they live with you.



Response	6	8	10	12	Total	
No	42.9	42.7	48.2	52.3	46.4	
Yes	57.1	57.3	51.8	47.7	53.6	
N of Valid	989	2055	2009	1204	6257	
N of Miss	217	194	367	193	971	

Table 242: The rules in my family are clear.


Response	6	8	10	12	Total	
NO!	3.0	1.2	2.6	3.3	2.3	
no	5.1	5.1	5.8	6.8	5.7	
yes	24.3	34.3	40.3	39.2	35.6	
YES!	67.6	59.3	51.3	50.8	56.4	
N of Valid	1007	2086	2032	1228	6353	
N of Miss	199	163	344	169	875	

Table 243: People in my family have serious arguments about the same things, and often insult or yell at each other.

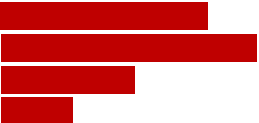
Response	6	8	10	12	Total	
NO!	38.1	33.1	27.1	31.2	31.6	
no	37.0	40.1	40.6	39.3	39.6	
yes	18.3	18.6	21.4	18.9	19.5	
YES!	6.6	8.3	10.9	10.5	9.3	
N of Valid	1007	2075	2022	1226	6330	
N of Miss	199	174	354	171	898	

Table 244: When I am not at home, one of my parents knows where I am and who I am with.


Response	6	8	10	12	Total	
NO!	4.5	2.3	3.2	4.6	3.3	
no	3.5	4.2	6.2	9.3	5.7	
yes	25.3	30.7	41.1	39.6	34.9	
YES!	66.7	62.9	49.6	46.5	56.1	
N of Valid	1010	2073	2025	1227	6335	
N of Miss	196	176	351	170	893	

Table 245: My family has clear rules about alcohol and drug use.

Response	6	8	10	12	Total	
NO!	4.7	2.0	3.2	3.8	3.1	
no	3.9	5.5	8.1	10.1	7.0	
yes	16.5	23.3	33.0	36.2	27.8	
YES!	75.0	69.2	55.8	49.9	62.1	
N of Valid	1002	2070	2023	1228	6323	
N of Miss	204	179	353	169	905	

Table 246: If you skipped school would you be caught by your parents?

Response	6	8	10	12	Total	
NO!	4.6	2.9	4.4	7.1	4.4	
no	3.9	6.4	13.5	15.4	10.0	
yes	19.0	26.7	34.6	33.1	29.3	
YES!	72.5	64.0	47.5	44.4	56.2	
N of Valid	996	2061	2017	1227	6301	
N of Miss	210	188	359	170	927	

Table 247: My parents ask if I've gotten my homework done.

Response	6	8	10	12	Total	
NO!	5.0	5.3	7.9	14.4	7.9	
no	6.4	12.3	18.1	21.7	15.1	
yes	29.0	31.2	37.0	33.6	33.2	
YES!	59.6	51.1	36.9	30.3	43.9	
N of Valid	1002	2067	2019	1226	6314	
N of Miss	204	182	357	171	914	

Table 248: Would your parents know if you did not come home on time?





Response	6	8	10	12	Total	
NO!	3.9	2.2	3.8	5.9	3.7	
no	6.5	8.6	10.1	13.7	9.8	
yes	24.5	31.1	36.8	34.1	32.4	
YES!	65.1	58.2	49.3	46.3	54.1	
N of Valid	996	2064	2012	1224	6296	
N of Miss	210	185	364	173	932	

Table 249: Do you know how to properly dispose of leftover prescription drugs?



Response	6	8	10	12	Total	
No	75.4	71.0	65.9	60.0	67.9	
Yes	24.6	29.0	34.1	40.0	32.1	
N of Valid	964	2010	1991	1212	6177	
N of Miss	242	239	385	185	1051	

Table 250: Have any of your brothers or sisters ever: drunk beer, wine or hard liquor (for example, vodka, whiskey or gin)?




Response	6	8	10	12	Total	
No	77.8	65.6	54.1	45.1	59.9	
Yes	18.2	30.6	41.8	49.9	36.0	
I don't have any brothers or sisters	4.0	3.7	4.1	5.1	4.1	
N of Valid	1021	2121	2081	1247	6470	
N of Miss	185	128	295	150	758	

Table 251: Have any of your brothers or sisters ever: smoked marijuana?




Response	6	8	10	12	Total	
No	90.9	82.0	70.4	61.4	75.7	
Yes	5.3	14.3	25.5	33.6	20.2	
I don't have any brothers or sisters	3.9	3.8	4.1	5.1	4.1	
N of Valid	1008	2117	2074	1245	6444	
N of Miss	198	132	302	152	784	

Table 252: Have any of your brothers or sisters ever: smoked cigarettes?




Response	6	8	10	12	Total	
No	84.4	79.8	73.9	66.6	76.1	
Yes	11.7	16.4	21.9	28.3	19.7	
I don't have any brothers or sisters	4.0	3.7	4.2	5.1	4.2	
N of Valid	1010	2111	2067	1243	6431	
N of Miss	196	138	309	154	797	

Table 253: Have any of your brothers or sisters ever: taken a handgun to school?




Response	6	8	10	12	Total	
No	94.7	95.5	94.5	94.0	94.8	
Yes	1.2	0.8	1.3	0.9	1.0	
I don't have any brothers or sisters	4.1	3.7	4.2	5.1	4.2	
N of Valid	1003	2110	2069	1242	6424	
N of Miss	203	139	307	155	804	

Table 254: Have any of your brothers or sisters ever: been suspended or expelled from school?




Response	6	8	10	12	Total	
No	81.1	79.7	76.8	76.9	78.5	
Yes	14.9	16.5	19.1	17.9	17.4	
I don't have any brothers or sisters	4.0	3.8	4.1	5.2	4.2	
N of Valid	1002	2112	2071	1243	6428	
N of Miss	204	137	305	154	800	

Table 255: Have any of your brothers or sisters ever: used e-cigarettes, e-cigars or e-hookahs (vaping)?




Response	6	8	10	12	Total	
No	86.7	79.0	68.8	63.8	74.0	
Yes	9.4	17.2	27.2	31.2	21.9	
I don't have any brothers or sisters	3.9	3.8	4.1	5.1	4.1	
N of Valid	1001	2109	2072	1242	6424	
N of Miss	205	140	304	155	804	

Table 256: Have any of your brothers or sisters ever: used prescription drugs not prescribed to him/her?




Response	6	8	10	12	Total	
No	92.7	90.8	85.7	83.1	88.0	
Yes	3.2	5.5	10.2	11.8	7.9	
I don't have any brothers or sisters	4.1	3.8	4.1	5.1	4.2	
N of Valid	1001	2104	2071	1239	6415	
N of Miss	205	145	305	158	813	

Table 257: Have you changed homes in the past year (the last 12 months)?



Response	6	8	10	12	Total	
No	70.8	75.2	76.4	78.3	75.5	
Yes	29.2	24.8	23.6	21.7	24.5	
N of Valid	1019	2115	2072	1243	6449	
N of Miss	187	134	304	154	779	

Table 258: How many times have you changed homes since kindergarten?






Response	6	8	10	12	Total	
Never	33.4	29.5	26.1	24.6	28.1	
1 or 2 times	36.0	34.3	32.7	29.1	33.1	
3 or 4 times	18.8	19.7	21.6	22.1	20.6	
5 or 6 times	6.6	8.7	10.5	12.4	9.6	
7 or more times	5.2	7.8	9.2	11.7	8.6	
N of Valid	1019	2098	2064	1239	6420	
N of Miss	187	151	312	158	808	

Table 259: Have you changed schools (including changing from elementary to middle and middle to high school) in the past year?



Response	6	8	10	12	Total	
No	36.3	66.4	72.8	78.4	66.0	
Yes	63.7	33.6	27.2	21.6	34.0	
N of Valid	1012	2074	2060	1233	6379	
N of Miss	194	175	316	164	849	

Table 260: How many times have you changed schools since kindergarten (including changing from elementary to middle and middle to high school)?






Response	6	8	10	12	Total	
Never	25.4	13.7	15.6	15.6	16.5	
1 or 2 times	41.0	31.2	20.5	15.2	26.2	
3 or 4 times	23.1	34.7	36.9	32.6	33.2	
5 or 6 times	6.6	13.1	17.5	23.7	15.5	
7 or more times	3.8	7.2	9.6	12.9	8.5	
N of Valid	1016	2102	2080	1240	6438	
N of Miss	190	147	296	157	790	

Table 261: Has anyone in your family ever had severe alcohol or drug problems?



Response	6	8	10	12	Total	
No	77.7	69.3	61.9	59.5	66.3	
Yes	22.3	30.7	38.1	40.5	33.7	
N of Valid	996	2087	2054	1239	6376	
N of Miss	210	162	322	158	852	

Table 262: About how many adults (over 21) have you known personally who in the past year have: used marijuana, crack, cocaine, or other drugs?






Response	6	8	10	12	Total	
0	82.8	74.8	64.0	56.4	69.0	
1	11.0	11.9	13.9	14.6	12.9	
2	3.3	6.2	9.1	11.2	7.6	
3-4	1.1	4.2	6.9	9.0	5.5	
5	1.8	2.9	6.1	8.7	4.9	
N of Valid	1007	2109	2076	1239	6431	
N of Miss	199	140	300	158	797	

Table 263: About how many adults (over 21) have you known personally who in the past year have: sold or dealt drugs?






Response	6	8	10	12	Total	
0	91.2	85.9	78.8	75.6	82.5	
1	6.0	8.1	9.8	9.5	8.6	
2	1.3	2.6	5.8	5.9	4.1	
3-4	0.6	2.0	2.8	4.1	2.5	
5	0.9	1.3	2.9	4.8	2.4	
N of Valid	1000	2106	2062	1239	6407	
N of Miss	206	143	314	158	821	

Table 264: About how many adults (over 21) have you known personally who in the past year have: done other things that could get them in trouble with the police, like stealing, selling stolen goods, mugging or assaulting others, etc.?






Response	6	8	10	12	Total	
0	84.6	80.9	75.0	76.5	78.7	
1	10.4	10.2	12.1	8.0	10.4	
2	2.9	4.2	5.5	6.5	4.8	
3-4	0.7	2.4	3.4	4.0	2.7	
5	1.4	2.3	4.0	5.1	3.2	
N of Valid	1002	2102	2068	1240	6412	
N of Miss	204	147	308	157	816	

Table 265: About how many adults (over 21) have you known personally who in the past year have: gotten drunk or high?










Response	6	8	10	12	Total	
0	62.5	52.3	40.9	38.1	47.5	
1	19.6	18.1	17.2	14.0	17.3	
2	7.8	10.3	12.8	12.6	11.1	
3-4	5.3	7.8	10.6	11.2	9.0	
5	4.8	11.6	18.4	24.0	15.1	
N of Valid	1004	2101	2070	1240	6415	
N of Miss	202	148	306	157	813	

Table 266: How honest were you in filling out this survey?

Response	6	8	10	12	Total	
I was very honest	83.1	81.0	74.7	74.3	78.0	
I was honest pretty much of the time	15.1	16.2	19.7	20.2	17.9	
I was honest some of the time	1.2	2.0	3.8	4.4	2.9	
I was honest once in a while	0.6	0.7	1.7	1.1	1.1	
I was not honest at all	0.0	0.0	0.0	0.0	0.0	
N of Valid	1012	2105	2078	1224	6419	
N of Miss	194	144	298	173	809	