

2010 APNA



Arkansas Prevention Needs Assessment Student Survey

Boone County Tables

Arkansas Department of Human Services
Division of Behavioral Sciences
Office of Alcohol and Drug Abuse Prevention

Conducted by International Survey Associates dba Pride Surveys

Contents

1	INTRODUCTION	11
2	PERCENTAGE TABLES	16

List of Tables

1	Sex	17
2	Age	17
3	Are you Hispanic or Latino?	17
4	What is your race? Black or African American	18
5	What is your race? Asian	18
6	What is your race? American Indian	18
7	What is your race? Alaska Native	18
8	What is your race? White	19
9	What is your race? Native Hawaiian or Other Pacific Islander	19
10	What is your race? Other	19
11	What is the highest level of schooling completed by your mother or father?	20
12	Think of where you live most of the time. Which of the following people live there with you? Mother	20
13	Think of where you live most of the time. Which of the following people live there with you? Stepmother	20
14	Think of where you live most of the time. Which of the following people live there with you? Foster Mother	21
15	Think of where you live most of the time. Which of the following people live there with you? Grandmother	21
16	Think of where you live most of the time. Which of the following people live there with you? Aunt	21
17	Think of where you live most of the time. Which of the following people live there with you? Father	21
18	Think of where you live most of the time. Which of the following people live there with you? Stepfather	22
19	Think of where you live most of the time. Which of the following people live there with you? Foster Father	22
20	Think of where you live most of the time. Which of the following people live there with you? Grandfather	22
21	Think of where you live most of the time. Which of the following people live there with you? Uncle	22
22	Think of where you live most of the time. Which of the following people live there with you? Other Adults	23
23	Think of where you live most of the time. Which of the following people live there with you? Brother(s)	23
24	Think of where you live most of the time. Which of the following people live there with you? Stepbrother(s)	23
25	Think of where you live most of the time. Which of the following people live there with you? Sister(s)	23
26	Think of where you live most of the time. Which of the following people live there with you? Stepsister(s)	24

27	Think of where you live most of the time. Which of the following people live there with you? Other Children	24
28	In my school, students have lots of chances to help decide things like class activities and rules.	24
29	Teachers ask me to work on special classroom projects.	24
30	My teacher(s) notices when I am doing a good job and lets me know about it.	25
31	There are lots of chances for students in my school to get involved in sports, clubs, and other school activities outside of class.	25
32	There are lots of chances for students in my school to talk with a teacher one-on-one.	25
33	I feel safe at my school.	26
34	The school lets my parents know when I have done something well.	26
35	My teachers praise me when I work hard in school.	26
36	Are your school grades better than the grades of most students in your class?	27
37	I have lots of chances to be part of class discussions or activities.	27
38	Now thinking back over the past year in school, how often did you: enjoy being in school?	27
39	Now thinking back over the past year in school, how often did you: hate being in school?	28
40	Now thinking back over the past year in school, how often did you: try to do your best work in school?	28
41	How often do you feel that the school work you are assigned is meaningful and important?	28
42	Putting them all together, what were your grades like last year?	29
43	How important do you think the things you are learning in school are going to be for your later life?	29
44	How interesting are most of your courses to you?	29
45	During the LAST FOUR WEEKS how many whole days of school have you missed because you skipped or 'cut'?	30
46	What are the chances you would be seen as cool if you: smoked cigarettes?	30
47	What are the chances you would be seen as cool if you: worked hard at school?	30
48	What are the chances you would be seen as cool if you: began drinking alcoholic beverages regularly, that is, at least once or twice a month?	31
49	What are the chances you would be seen as cool if you: defended someone who was being verbally abused at school?	31
50	What are the chances you would be seen as cool if you: smoked marijuana?	31
51	What are the chances you would be seen as cool if you: carried a handgun?	32

52	What are the chances you would be seen as cool if you: regularly volunteered to do community service?	32
53	Think of your four best friends (the friends you feel closest to). In the past year (12 months), how many of your best friends have: participated in clubs, organizations or activities at school?	32
54	Think of your four best friends (the friends you feel closest to). In the past year (12 months), how many of your best friends have: smoked cigarettes?	33
55	Think of your four best friends (the friends you feel closest to). In the past year (12 months), how many of your best friends have: tried beer, wine or hard liquor (for example, vodka, whiskey, or gin) when their parents didn't know about it?	33
56	Think of your four best friends (the friends you feel closest to). In the past year (12 months), how many of your best friends have: made a commitment to stay drug-free?	33
57	Think of your four best friends (the friends you feel closest to). In the past year (12 months), how many of your best friends have: used marijuana?	34
58	Think of your four best friends (the friends you feel closest to). In the past year (12 months), how many of your best friends have: tried to do well in school?	34
59	Think of your four best friends (the friends you feel closest to). In the past year (12 months), how many of your best friends have: used LSD, cocaine, amphetamines, or other illegal drugs?	34
60	Think of your four best friends (the friends you feel closest to). In the past year (12 months), how many of your best friends have: been suspended from school?	35
61	Think of your four best friends (the friends you feel closest to). In the past year (12 months), how many of your best friends have: liked school?	35
62	Think of your four best friends (the friends you feel closest to). In the past year (12 months), how many of your best friends have: carried a handgun?	35
63	Think of your four best friends (the friends you feel closest to). In the past year (12 months), how many of your best friends have: sold illegal drugs?	36
64	Think of your four best friends (the friends you feel closest to). In the past year (12 months), how many of your best friends have: regularly attended religious services?	36
65	Think of your four best friends (the friends you feel closest to). In the past year (12 months), how many of your best friends have: stolen or tried to steal a motor vehicle such as a car or motorcycle?	36
66	Think of your four best friends (the friends you feel closest to). In the past year (12 months), how many of your best friends have: been arrested?	37

67	Think of your four best friends (the friends you feel closest to). In the past year (12 months), how many of your best friends have: dropped out of school?	37
68	Think of your four best friends (the friends you feel closest to). In the past year (12 months), how many of your best friends have: been members of a gang?	37
69	How old were you when you first: smoked marijuana?	38
70	How old were you when you first: smoked a cigarette, even just a puff?	38
71	How old were you when you first: had more than a sip or two of beer, wine or hard liquor (for example, vodka, whiskey, or gin)? . . .	39
72	How old were you when you first: began drinking alcoholic beverages regularly, that is, at least once or twice a month?	39
73	How old were you when you first: used phenoxydine (pox, px, breeze)?	40
74	How old were you when you first: got suspended from school? . . .	40
75	How old were you when you first: got arrested?	41
76	How old were you when you first: carried a handgun?	41
77	How old were you when you first: attacked someone with the idea of seriously hurting them?	42
78	How old were you when you first: belonged to a gang?	42
79	How wrong do you think it is for someone your age to: take a handgun to school?	43
80	How wrong do you think it is for someone your age to: steal anything worth more than \$5?	43
81	How wrong do you think it is for someone your age to: pick a fight with someone?	43
82	How wrong do you think it is for someone your age to: attack someone with the idea of seriously hurting them?	44
83	How wrong do you think it is for someone your age to: stay away from school all day when their parents think they are at school? . .	44
84	How wrong do you think it is for someone your age to: drink beer, wine or hard liquor (for example, vodka, whiskey, or gin) regularly? .	44
85	How wrong do you think it is for someone your age to: smoke cigarettes?	45
86	How wrong do you think it is for someone your age to: smoke marijuana?	45
87	How wrong do you think it is for someone your age to: use LSD, cocaine, amphetamines or another illegal drug?	45
88	At school during the past 12 months, did you receive help from the resource teacher, speech therapist or other special education teacher?	46
89	How many times in the past year (12 months) have you: been suspended from school?	46
90	How many times in the past year (12 months) have you: carried a handgun?	46

91	How many times in the past year (12 months) have you: sold illegal drugs?	47
92	How many times in the past year (12 months) have you: stolen or tried to steal a motor vehicle such as a car or motorcycle?	47
93	How many times in the past year (12 months) have you: participated in clubs, organizations or activities at school?	48
94	How many times in the past year (12 months) have you: been arrested?	48
95	How many times in the past year (12 months) have you: done extra work on your own for school?	49
96	How many times in the past year (12 months) have you: attacked someone with the idea of seriously hurting them?	49
97	How many times in the past year (12 months) have you: been drunk or high at school?	50
98	How many times in the past year (12 months) have you: volunteered to do community service?	50
99	How many times in the past year (12 months) have you: taken a handgun to school?	51
100	Are you currently on probation, or assigned a probation officer with Juvenile Court?	51
101	Have you ever belonged to a gang?	51
102	If you have ever belonged to a gang, did that gang have a name? . .	52
103	How many times have you done the following things? done what feels good no matter what.	52
104	How many times have you done the following things? done something dangerous because someone dared you to do it.	52
105	How many times have you done the following things? done crazy things even if they are a little dangerous.	53
106	You're looking at CD's in a music store with a friend. You look up and see her slip a CD under her coat. She smiles and says 'Which one do you want? Go ahead, take it while nobody's around.' There is nobody in sight, no employees and no other customers. What would you do now?	53
107	You are visiting another part of town, and you don't know any of the people your age there. You are walking down the street, and some teenager you don't know is walking toward you. He is about your size, and as he is about to pass you, he deliberately bumps into you and you almost lose your balance. What would you say or do? .	53
108	You are at a party at someone's house, and one of your friends offers you a drink containing alcohol. What would you say or do?	54
109	It's 8:00 on a weeknight and you are about to go over to a friend's home when your mother asks you where you are going. You say 'Oh, just going to go hang out with some friends.' She says, 'No, you'll just get into trouble if you go out. Stay home tonight.' What would you do now?	54
110	How often do you attend religious services or activities?	54

111	I do the opposite of what people tell me, just to get them mad. . . .	55
112	I like to see how much I can get away with.	55
113	I ignore rules that get in my way.	55
114	I think sometimes it's okay to cheat at school.	56
115	It is important to think before you act.	56
116	Sometimes I think that life is not worth it.	56
117	At times I think I am no good at all.	57
118	All in all, I am inclined to think that I am a failure.	57
119	In the past year, have you felt depressed or sad MOST days, even if you felt okay sometimes?	57
120	It is all right to beat up people if they start the fight.	58
121	I think it is okay to take something without asking if you can get away with it.	58
122	Sometimes we don't know what we will do as adults, but we may have an idea. Please answer how true these statements may be for you. WHEN I AM AN ADULT I WILL: smoke cigarettes.	58
123	Sometimes we don't know what we will do as adults, but we may have an idea. Please answer how true these statements may be for you. WHEN I AM AN ADULT I WILL: drink beer, wine, or liquor.	59
124	Sometimes we don't know what we will do as adults, but we may have an idea. Please answer how true these statements may be for you. WHEN I AM AN ADULT I WILL: smoke marijuana.	59
125	Sometimes we don't know what we will do as adults, but we may have an idea. Please answer how true these statements may be for you. WHEN I AM AN ADULT I WILL: use LSD, cocaine, amphetamines or another illegal drug.	59
126	How much do you think people risk harming themselves (physically or in other ways) if they: smoked one or more packs of cigarettes per day?	60
127	How much do you think people risk harming themselves (physically or in other ways) if they: try marijuana once or twice?	60
128	How much do you think people risk harming themselves (physically or in other ways) if they: smoke marijuana regularly?	60
129	How much do you think people risk harming themselves (physically or in other ways) if they: take one or two drinks of an alcoholic beverage (beer, wine, liquor) nearly every day?	61
130	How much do you think people risk harming themselves (physically or in other ways) if they: have five or more drinks once or twice each weekend?	61
131	Have you ever used smokeless tobacco (chew, snuff, plug, dipping tobacco, or chewing tobacco)?	61
132	How often have you taken smokeless tobacco during the past 30 days?	62
133	Have you ever smoked cigarettes?	62
134	How frequently have you smoked cigarettes during the past 30 days?	62

135	Which statement best describes rules about smoking inside your home?	63
136	Which statement best describes rules about smoking in your family cars?	63
137	During this school year, were you taught in any of your classes about the dangers of tobacco use?	64
138	During the past 12 months, have you participated in any community activities to discourage people your age from using cigarettes, chewing tobacco, snuff, dip or cigars?	64
139	On how many occasions have you had alcoholic beverages (beer, wine or hard liquor) to drink in your lifetime - more than just a few sips?	64
140	On how many occasions have you had beer, wine or hard liquor to drink during the past 30 days?	65
141	On how many occasions have you used marijuana (grass, pot) or hashish (hash, hash oil) in your lifetime?	65
142	On how many occasions have you used marijuana (grass, pot) or hashish (hash, hash oil) during the past 30 days?	65
143	On how many occasions have you used LSD or other psychedelics in your lifetime?	66
144	On how many occasions have you used LSD or other psychedelics during the past 30 days?	66
145	On how many occasions have you used cocaine or crack in your lifetime?	66
146	On how many occasions have you used cocaine or crack during the past 30 days?	67
147	On how many occasions have you sniffed glue, breathed the contents of an aerosol spray can, or inhaled other gases or sprays, in order to get high in your lifetime?	67
148	On how many occasions have you sniffed glue, breathed the contents of an aerosol spray can, or inhaled other gases or sprays, in order to get high during the past 30 days?	68
149	On how many occasions have you used phenoxydine (pox, px, breeze) in your lifetime?	68
150	On how many occasions have you used phenoxydine (pox, px, breeze) during the past 30 days?	69
151	On how many occasions have you used sedatives (tranquilizers, such as Valium or Xanax, barbiturates, or sleeping pills) without a doctor telling you to take them, in your lifetime?	69
152	On how many occasions have you used sedatives (tranquilizers, such as Valium or Xanax, barbiturates, or sleeping pills) without a doctor telling you to take them, during the past 30 days?	70
153	On how many occasions have you used methamphetamines (meth, speed, crank, crystal meth) in your lifetime?	70

154	On how many occasions have you used methamphetamines (meth, speed, crank, crystal meth) in the past 30 days?	71
155	On how many occasions have you used stimulants, other than Methamphetamines (such as amphetamines, Ritalin or Dexedrine) without a doctor telling you to take them, in your lifetime?	71
156	On how many occasions have you used stimulants, other than Methamphetamines (such as amphetamines, Ritalin or Dexedrine) without a doctor telling you to take them, during the past 30 days?	72
157	On how many occasions have you used heroin or other opiates in your lifetime?	72
158	On how many occasions have you used heroin or other opiates during the past 30 days?	73
159	On how many occasions have you used MDMA ('X', 'E', or ecstasy) in your lifetime?	73
160	On how many occasions have you used MDMA ('X', 'E', or ecstasy) during the past 30 days?	73
161	On how many occasions have you taken prescription drugs (such as Valium, Xanax, Ritalin, Adderall, OxyContin, Darvocet, or sleeping pills) on your own-that is, without a doctor telling you to take them in your lifetime?	74
162	On how many occasions have you taken prescription drugs (such as Valium, Xanax, Ritalin, Adderall, OxyContin, Darvocet, or sleeping pills) on your own-that is, without a doctor telling you to take them during the past 30 days?	74
163	On how many occasions have you taken non-prescription medicines such as diet pills (for example, Dietac, Dexatrim or Prolamine), stay-awake pills (for example No-Doz, Vivarin, or Wake), or cough or cold medicines (robos, DXM, etc.) to get high in your lifetime?	75
164	On how many occasions have you taken non-prescription medicines such as diet pills (for example, Dietac, Dexatrim or Prolamine), stay-awake pills (for example No-Doz, Vivarin, or Wake), or cough or cold medicines (robos, DXM, etc.) to get high during the past 30 days?	75
165	On how many occasions have you been drunk or very high from drinking alcoholic beverages during the past 30 days?	76
166	On how many occasions have you drunk flavored alcoholic beverages, sometimes called 'alcopops' (like Mike's Hard Lemonade, Smirnoff Ice, Bacardi Breezers, etc.) in your lifetime?	76
167	On how many occasions have you drunk flavored alcoholic beverages, sometimes called 'alcopops' (like Mike's Hard Lemonade, Smirnoff Ice, Bacardi Breezers, etc.) during the past 30 days?	77
168	Think back over the last two weeks. How many times have you had five or more alcoholic drinks in a row?	77
169	During the past 30 days, how many times did you ride in a car or other vehicle driven by someone who had been drinking alcohol?	77

170	During the past 30 days, how many times did you drive a car or other vehicle when you had been drinking alcohol?	78
171	If you drank alcohol (not just a sip or taste) in the past year, how did you usually get it?	78
172	If you drank alcohol (not just a sip or taste) in the past year, where did you usually drink it?	79
173	During the last month, about how many marijuana cigarettes, or the equivalent, did you smoke a day, on the average?	79
174	How wrong would most adults (over 21) in your neighborhood think it is for kids your age: to use marijuana?	80
175	How wrong would most adults (over 21) in your neighborhood think it is for kids your age: to drink alcohol?	80
176	How wrong would most adults (over 21) in your neighborhood think it is for kids your age: to smoke cigarettes?	80
177	How much do each of the following statements describe your neighborhood? crime and/or drug selling	81
178	How much do each of the following statements describe your neighborhood? fights	81
179	How much do each of the following statements describe your neighborhood? lots of empty or abandoned buildings	81
180	How much do each of the following statements describe your neighborhood? lots of graffiti	82
181	If I had to move, I would miss the neighborhood I now live in.	82
182	My neighbors notice when I am doing a good job and let me know about it.	82
183	I like my neighborhood.	83
184	There are lots of adults in my neighborhood I could talk to about something important.	83
185	I'd like to get out of my neighborhood.	83
186	There are people in my neighborhood who are proud of me when I do something well.	84
187	There are people in my neighborhood who encourage me to do my best.	84
188	I feel safe in my neighborhood.	84
189	Which of the following activities for people your age are available in your community? sports teams?	85
190	Which of the following activities for people your age are available in your community? scouting?	85
191	Which of the following activities for people your age are available in your community? boys and girls clubs?	85
192	Which of the following activities for people your age are available in your community? 4-H clubs?	85
193	Which of the following activities for people your age are available in your community? service clubs?	86

194	If a kid smoked marijuana in your neighborhood would he or she be caught by the police?	86
195	If a kid drank some beer, wine or hard liquor (for example, vodka, whiskey, or gin) in your neighborhood would he or she be caught by the police?	86
196	If a kid carried a handgun in your neighborhood would he or she be caught by the police?	87
197	If you wanted to get some cigarettes, how easy would it be for you to get some?	87
198	If you wanted to get some beer, wine or hard liquor (for example, vodka, whiskey, or gin), how easy would it be for you to get some?	87
199	If you wanted to get a drug like cocaine, LSD, or amphetamines, how easy would it be for you to get some?	88
200	If you wanted to get a handgun, how easy would it be for you to get one?	88
201	If you wanted to get some marijuana, how easy would it be for you to get some?	88
202	During the past 12 months, have you participated in any alcohol prevention programs or seen any alcohol prevention messages in your school or community? Yes, a school-based program focused on preventing underage drinking and/or drinking and driving.	89
203	During the past 12 months, have you participated in any alcohol prevention programs or seen any alcohol prevention messages in your school or community? Yes, a community-based program focused on preventing underage drinking and/or drinking and driving (for example, through your church or temple or through youth groups like Boys and Girls Club or 4-H).	89
204	During the past 12 months, have you participated in any alcohol prevention programs or seen any alcohol prevention messages in your school or community? Yes, a media campaign addressing underage drinking and/or drinking and driving (for example, newspaper ads, posters, pamphlets, radio, TV).	89
205	During the past 12 months, have you participated in any alcohol prevention programs or seen any alcohol prevention messages in your school or community? No	89
206	How wrong do your parents feel it would be for YOU to: drink beer, wine or hard liquor (for example, vodka, whiskey or gin) regularly?	90
207	How wrong do your parents feel it would be for YOU to: smoke cigarettes?	90
208	How wrong do your parents feel it would be for YOU to: smoke marijuana?	90
209	How wrong do your parents feel it would be for YOU to: steal something worth more than \$5?	91

210	How wrong do your parents feel it would be for YOU to: draw graffiti, write things, or draw pictures on buildings or other property (without the owner's permission)?	91
211	How wrong do your parents feel it would be for YOU to: pick a fight with someone?	91
212	During the past 12 months, have you talked with at least one of your parents about the dangers of underage drinking and/or drinking and driving? By parents, we mean either your biological parents, adoptive parents, stepparents, or adult guardians - whether or not they live with you.	92
213	Have any of your brothers or sisters ever: drunk beer, wine or hard liquor (for example, vodka, whiskey or gin)?	92
214	Have any of your brothers or sisters ever: smoked marijuana?	92
215	Have any of your brothers or sisters ever: smoked cigarettes?	92
216	Have any of your brothers or sisters ever: taken a handgun to school?	93
217	Have any of your brothers or sisters ever: been suspended or expelled from school?	93
218	The rules in my family are clear.	93
219	People in my family often insult or yell at each other.	94
220	When I am not at home, one of my parents knows where I am and who I am with.	94
221	We argue about the same things in my family over and over.	94
222	If you drank some beer or wine or liquor (for example, vodka, whiskey, or gin) without your parents' permission, would you be caught by your parents?	95
223	My family has clear rules about alcohol and drug use.	95
224	If you carried a handgun without your parents' permission, would you be caught by your parents?	95
225	If you skipped school would you be caught by your parents?	96
226	Do you feel very close to your mother?	96
227	Do you share your thoughts and feelings with your mother?	96
228	My parents ask me what I think before most family decisions affecting me are made.	97
229	Do you share your thoughts and feelings with your father?	97
230	Do you enjoy spending time with your mother?	97
231	Do you enjoy spending time with your father?	98
232	If I had a personal problem, I could ask my mom or dad for help.	98
233	Do you feel very close to your father?	98
234	My parents give me lots of chances to do fun things with them.	99
235	My parents ask if I've gotten my homework done.	99
236	People in my family have serious arguments.	99
237	Would your parents know if you did not come home on time?	100
238	It is important to be honest with your parents, even if they become upset or you get punished.	100

239	My parents notice when I am doing a good job and let me know about it.	100
240	How often do your parents tell you they're proud of you for something you've done?	101
241	How many brothers and sisters, including stepbrothers and sisters, do you have that are younger than you?	101
242	How many brothers and sisters, including stepbrothers and sisters, do you have that are older than you?	101
243	Have you changed homes in the past year (the last 12 months)?	102
244	How many times have you changed homes since kindergarten?	102
245	Have you changed schools (including changing from elementary to middle and middle to high school) in the past year?	102
246	How many times have you changed schools since kindergarten (including changing from elementary to middle and middle to high school)?	103
247	Has anyone in your family ever had severe alcohol or drug problems?	103
248	About how many adults (over 21) have you known personally who in the past year have: used marijuana, crack, cocaine, or other drugs?	103
249	About how many adults (over 21) have you known personally who in the past year have: sold or dealt drugs?	104
250	About how many adults (over 21) have you known personally who in the past year have: done other things that could get them in trouble with the police, like stealing, selling stolen goods, mugging or assaulting others, etc.?	104
251	About how many adults (over 21) have you known personally who in the past year have: gotten drunk or high?	104
252	Have you seen or heard information about underage drinking in the past 12 months from the following sources? Radio	105
253	Have you seen or heard information about underage drinking in the past 12 months from the following sources? TV.	105
254	Have you seen or heard information about underage drinking in the past 12 months from the following sources? Print. This includes information on underage drinking you may have seen in the newspaper, on a billboard, in pamphlets, on stickers, etc.	105
255	Have you seen or heard information about underage drinking in the past 12 months from the following sources? Website or social media? (Facebook, Myspace, website, etc.)	105
256	The next questions ask about your opinions of the information you saw or heard. If you have seen or heard more than one ad, please think about your favorite ad when answering these questions. The information about underage drinking that I saw or heard was convincing.	106

257	The next questions ask about your opinions of the information you saw or heard. If you have seen or heard more than one ad, please think about your favorite ad when answering these questions. The information about underage drinking that I saw or heard grabbed my attention.	106
258	The next questions ask about your opinions of the information you saw or heard. If you have seen or heard more than one ad, please think about your favorite ad when answering these questions. The information about underage drinking that I saw or heard said something important to me.	106
259	The next questions ask about your opinions of the information you saw or heard. If you have seen or heard more than one ad, please think about your favorite ad when answering these questions. Seeing or hearing this information about underage drinking made me want to stop or decrease my drinking.	107
260	How honest were you in filling out this survey?	107

List of Figures

1	Grade Chart	12
2	Gender Chart	13
3	Age Chart	14
4	Ethnic Origin Chart	15

1 INTRODUCTION

This report was generated from data collected on the *2010 Arkansas Prevention Needs Assessment Student Survey*. This report contains basic frequency tables of all data collected and graphs on the selected demographic variables of grade, gender, age and ethnic origin. The graph on ethnic origin is represented as a bar chart rather than as a pie chart. This is because students were allowed to mark more than one response for ethnic origin as opposed to being allowed to mark only one response. The bars represent the percent of students who marked each of the ethnic categories.

Questions regarding the information found in this report can be directed to:

Pride Surveys

160 Vanderbilt Court
Bowling Green, KY 42103
1-800-279-6361
www.pridesurveys.com

Grade Chart

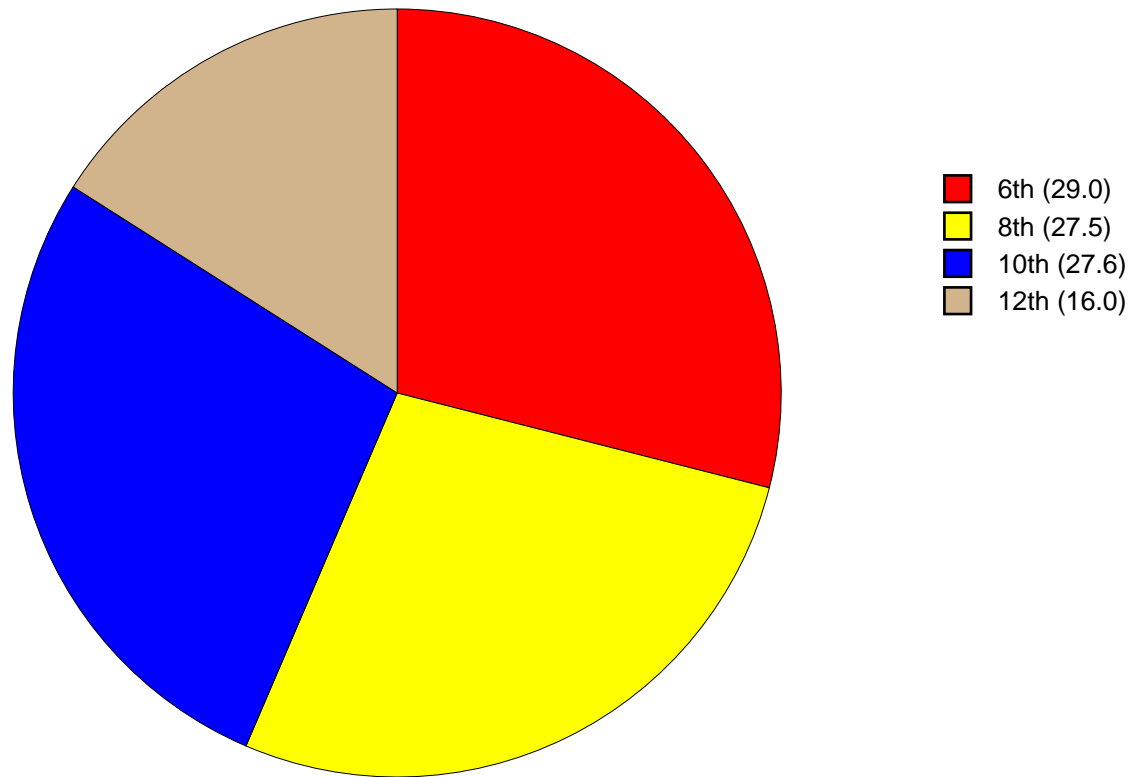


Figure 1: Grade Chart

Gender Chart

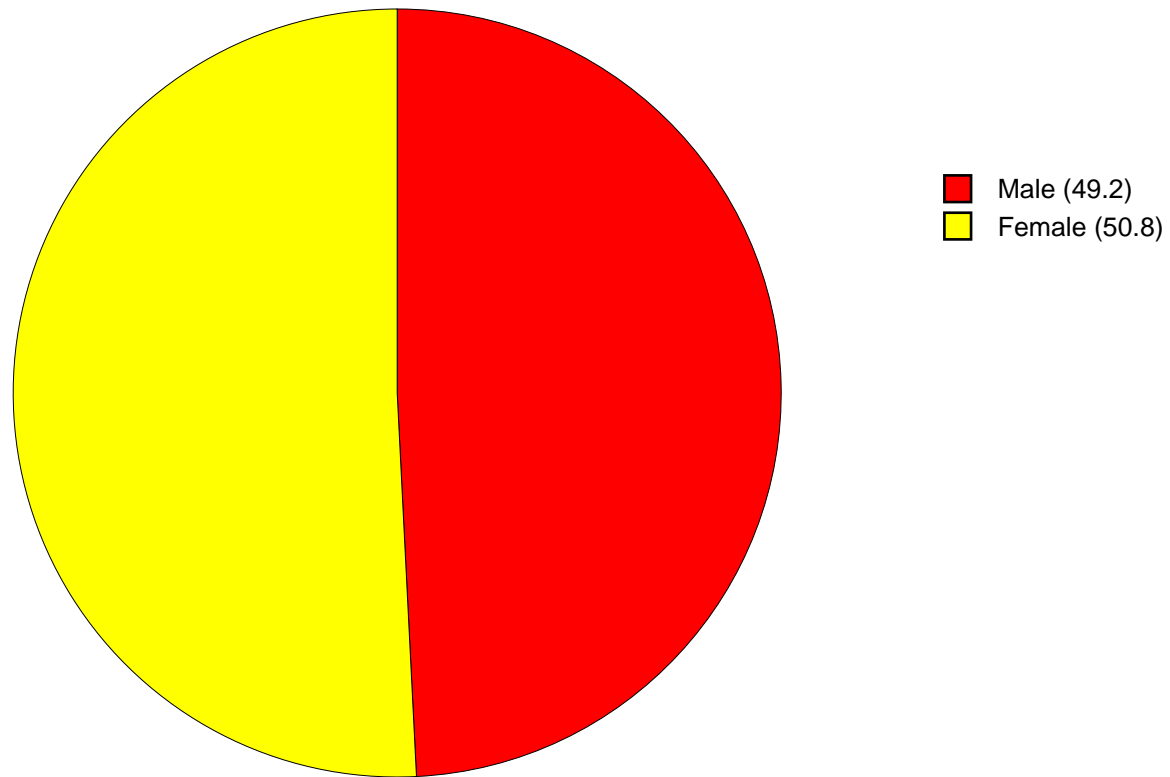


Figure 2: Gender Chart

Age Chart

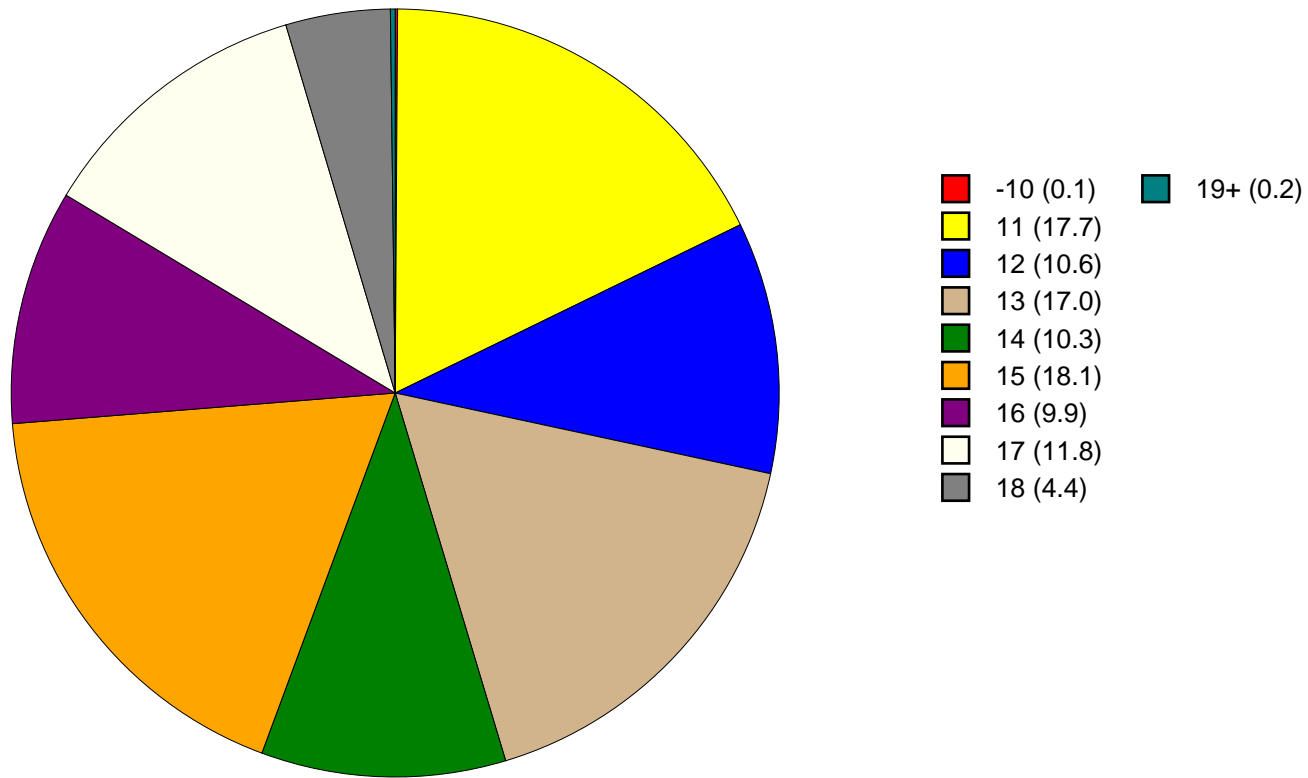


Figure 3: Age Chart

Ethnic Origin Chart

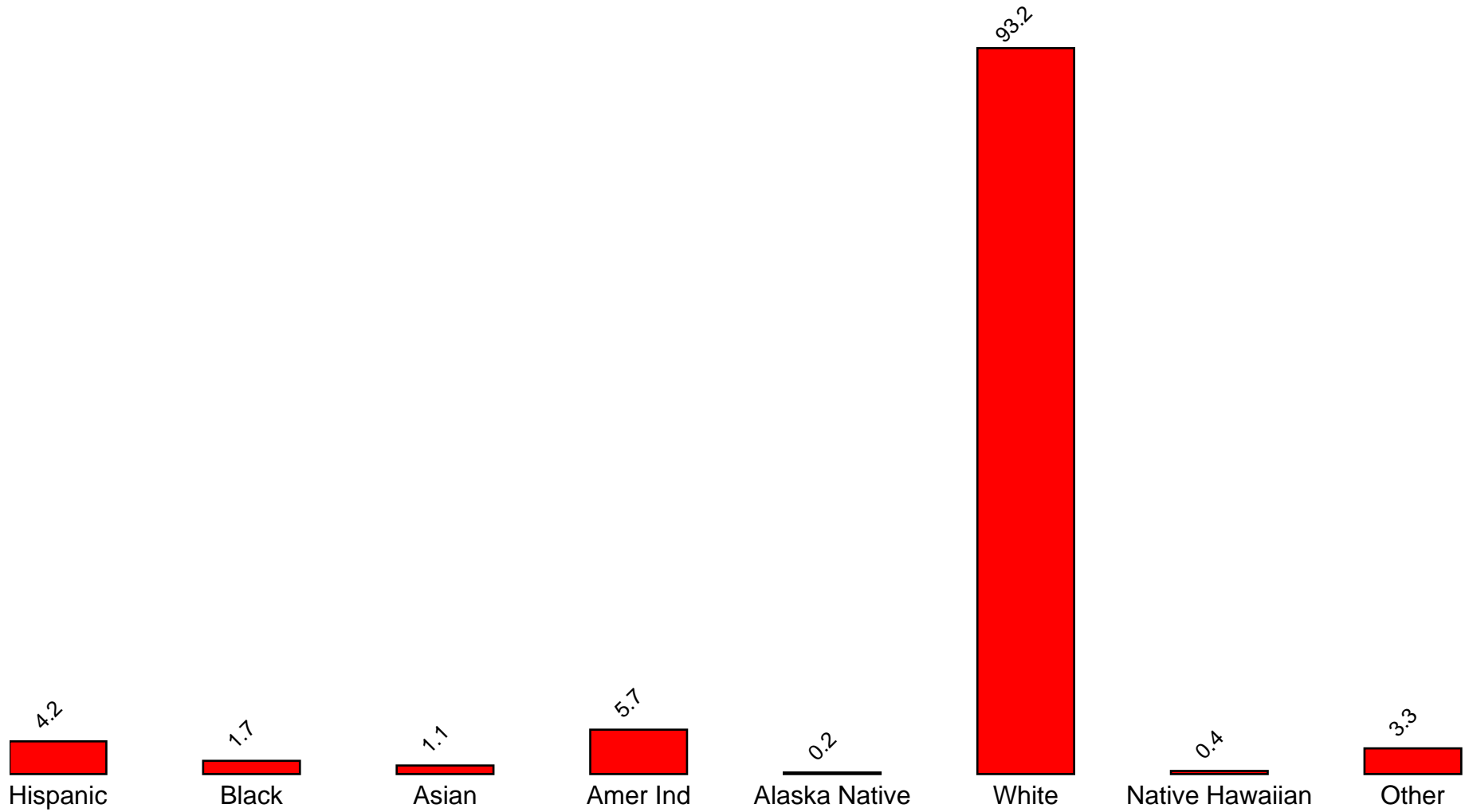


Figure 4: Ethnic Origin Chart

2 PERCENTAGE TABLES

The following tables contain frequency distribution detailing how your students responded to each question on the survey. The tables appear in the same order as the questions on the survey. The tables include breakdowns by grade level as well as overall percentages. The *N of Valid* row is a frequency count of the number of valid responses to each question for each grade and overall. The *N of Miss* row is a frequency count of the number of invalid (marked more than one response) or missing (i.e. did not respond) responses to each question for each grade and overall.

For the questions that allowed more than one response (i.e. race, live with, etc.) each response becomes a separate table. If a student did not mark the response, that was counted as a NO response, and if they did mark the response, that was counted as a YES response. Since a non response is a valid response for these questions, the *N of Miss* will always be zero for these questions.

Table 1: Sex

Response	6	8	10	12	Total	
Male	50.2	50.0	47.5	49.2	49.2	
Female	49.8	50.0	52.5	50.8	50.8	
N of Valid	329	312	314	179	1134	
N of Miss	1	1	0	3	5	

Table 2: Age

Response	6	8	10	12	Total	
10 or younger	0.3	0.0	0.0	0.0	0.1	
11	60.9	0.0	0.0	0.0	17.7	
12	36.7	0.0	0.0	0.0	10.6	
13	2.1	59.4	0.0	0.0	17.0	
14	0.0	37.4	0.0	0.0	10.3	
15	0.0	3.2	62.6	0.0	18.1	
16	0.0	0.0	34.8	2.2	9.9	
17	0.0	0.0	2.2	69.8	11.8	
18	0.0	0.0	0.3	26.9	4.4	
19 or older	0.0	0.0	0.0	1.1	0.2	
N of Valid	330	313	313	182	1138	
N of Miss	0	0	1	0	1	

Table 3: Are you Hispanic or Latino?

Response	6	8	10	12	Total	
No	97.7	94.7	95.5	95.0	95.8	
Yes	2.3	5.3	4.5	5.0	4.2	
N of Valid	307	304	308	179	1098	
N of Miss	23	9	6	3	41	

Table 4: What is your race? Black or African American



Response	6	8	10	12	Total	
No	99.4	97.8	97.8	98.4	98.3	
Yes	0.6	2.2	2.2	1.6	1.7	
N of Valid	330	313	314	182	1139	
N of Miss	0	0	0	0	0	

Table 5: What is your race? Asian



Response	6	8	10	12	Total	
No	99.1	98.7	98.7	98.9	98.9	
Yes	0.9	1.3	1.3	1.1	1.1	
N of Valid	330	313	314	182	1139	
N of Miss	0	0	0	0	0	

Table 6: What is your race? American Indian



Response	6	8	10	12	Total	
No	91.2	94.2	96.5	96.2	94.3	
Yes	8.8	5.8	3.5	3.8	5.7	
N of Valid	330	313	314	182	1139	
N of Miss	0	0	0	0	0	

Table 7: What is your race? Alaska Native



Response	6	8	10	12	Total	
No	99.7	100.0	100.0	99.5	99.8	
Yes	0.3	0.0	0.0	0.5	0.2	
N of Valid	330	313	314	182	1139	
N of Miss	0	0	0	0	0	

Table 8: What is your race? White



Response	6	8	10	12	Total	
No	7.0	8.0	4.8	8.2	6.8	
Yes	93.0	92.0	95.2	91.8	93.2	
N of Valid	330	313	314	182	1139	
N of Miss	0	0	0	0	0	

Table 9: What is your race? Native Hawaiian or Other Pacific Islander



Response	6	8	10	12	Total	
No	99.4	99.4	100.0	99.5	99.6	
Yes	0.6	0.6	0.0	0.5	0.4	
N of Valid	330	313	314	182	1139	
N of Miss	0	0	0	0	0	

Table 10: What is your race? Other



Response	6	8	10	12	Total	
No	96.7	96.8	96.5	96.7	96.7	
Yes	3.3	3.2	3.5	3.3	3.3	
N of Valid	330	313	314	182	1139	
N of Miss	0	0	0	0	0	

Table 11: What is the highest level of schooling completed by your mother or father?









Response	6	8	10	12	Total	
Completed grade school or less	2.2	1.6	1.3	1.7	1.7	
Some high school	6.6	3.6	9.8	9.6	7.1	
Completed high school	15.0	15.4	17.3	22.0	16.8	
Some college	16.9	17.3	19.5	26.0	19.2	
Completed college	24.4	24.8	26.1	23.7	24.9	
Graduate or professional school after college	7.2	10.1	12.1	9.6	9.7	
Don't know	26.9	26.8	12.7	4.5	19.4	
Does not apply	0.9	0.3	1.3	2.8	1.2	
N of Valid	320	306	307	177	1110	
N of Miss	8	3	2	1	14	

Table 12: Think of where you live most of the time. Which of the following people live there with you? Mother



Response	6	8	10	12	Total	
No	9.4	14.1	18.5	20.3	14.9	
Yes	90.6	85.9	81.5	79.7	85.1	
N of Valid	330	313	314	182	1139	
N of Miss	0	0	0	0	0	

Table 13: Think of where you live most of the time. Which of the following people live there with you? Stepmother



Response	6	8	10	12	Total	
No	93.6	94.9	93.6	95.1	94.2	
Yes	6.4	5.1	6.4	4.9	5.8	
N of Valid	330	313	314	182	1139	
N of Miss	0	0	0	0	0	

Table 14: Think of where you live most of the time. Which of the following people live there with you? Foster Mother



Response	6	8	10	12	Total	
No	99.4	99.7	99.0	99.5	99.4	
Yes	0.6	0.3	1.0	0.5	0.6	
N of Valid	330	313	314	182	1139	
N of Miss	0	0	0	0	0	

Table 15: Think of where you live most of the time. Which of the following people live there with you? Grandmother



Response	6	8	10	12	Total	
No	91.5	90.4	90.4	89.6	90.6	
Yes	8.5	9.6	9.6	10.4	9.4	
N of Valid	330	313	314	182	1139	
N of Miss	0	0	0	0	0	

Table 16: Think of where you live most of the time. Which of the following people live there with you? Aunt



Response	6	8	10	12	Total	
No	97.3	97.8	94.9	98.9	97.0	
Yes	2.7	2.2	5.1	1.1	3.0	
N of Valid	330	313	314	182	1139	
N of Miss	0	0	0	0	0	

Table 17: Think of where you live most of the time. Which of the following people live there with you? Father



Response	6	8	10	12	Total	
No	34.2	34.5	38.5	39.0	36.3	
Yes	65.8	65.5	61.5	61.0	63.7	
N of Valid	330	313	314	182	1139	
N of Miss	0	0	0	0	0	

Table 18: Think of where you live most of the time. Which of the following people live there with you? Stepfather



Response	6	8	10	12	Total	
No	83.0	85.9	86.3	85.2	85.1	
Yes	17.0	14.1	13.7	14.8	14.9	
N of Valid	330	313	314	182	1139	
N of Miss	0	0	0	0	0	

Table 19: Think of where you live most of the time. Which of the following people live there with you? Foster Father



Response	6	8	10	12	Total	
No	99.4	100.0	99.4	99.5	99.6	
Yes	0.6	0.0	0.6	0.5	0.4	
N of Valid	330	313	314	182	1139	
N of Miss	0	0	0	0	0	

Table 20: Think of where you live most of the time. Which of the following people live there with you? Grandfather



Response	6	8	10	12	Total	
No	94.2	93.3	93.0	91.8	93.2	
Yes	5.8	6.7	7.0	8.2	6.8	
N of Valid	330	313	314	182	1139	
N of Miss	0	0	0	0	0	

Table 21: Think of where you live most of the time. Which of the following people live there with you? Uncle



Response	6	8	10	12	Total	
No	96.1	97.1	94.6	98.4	96.3	
Yes	3.9	2.9	5.4	1.6	3.7	
N of Valid	330	313	314	182	1139	
N of Miss	0	0	0	0	0	

Table 22: Think of where you live most of the time. Which of the following people live there with you? Other Adults

Response	6	8	10	12	Total	
No	98.5	97.4	96.5	96.2	97.3	
Yes	1.5	2.6	3.5	3.8	2.7	
N of Valid	330	313	314	182	1139	
N of Miss	0	0	0	0	0	

Table 23: Think of where you live most of the time. Which of the following people live there with you? Brother(s)

Response	6	8	10	12	Total	
No	54.2	57.5	52.5	61.0	55.8	
Yes	45.8	42.5	47.5	39.0	44.2	
N of Valid	330	313	314	182	1139	
N of Miss	0	0	0	0	0	

Table 24: Think of where you live most of the time. Which of the following people live there with you? Stepbrother(s)

Response	6	8	10	12	Total	
No	94.5	96.5	93.3	96.2	95.0	
Yes	5.5	3.5	6.7	3.8	5.0	
N of Valid	330	313	314	182	1139	
N of Miss	0	0	0	0	0	

Table 25: Think of where you live most of the time. Which of the following people live there with you? Sister(s)

Response	6	8	10	12	Total	
No	56.7	57.2	60.2	73.6	60.5	
Yes	43.3	42.8	39.8	26.4	39.5	
N of Valid	330	313	314	182	1139	
N of Miss	0	0	0	0	0	

Table 26: Think of where you live most of the time. Which of the following people live there with you? Stepsister(s)



Response	6	8	10	12	Total	
No	94.5	94.9	93.6	95.1	94.5	
Yes	5.5	5.1	6.4	4.9	5.5	
N of Valid	330	313	314	182	1139	
N of Miss	0	0	0	0	0	

Table 27: Think of where you live most of the time. Which of the following people live there with you? Other Children



Response	6	8	10	12	Total	
No	96.7	96.8	91.4	92.9	94.6	
Yes	3.3	3.2	8.6	7.1	5.4	
N of Valid	330	313	314	182	1139	
N of Miss	0	0	0	0	0	

Table 28: In my school, students have lots of chances to help decide things like class activities and rules.





Response	6	8	10	12	Total	
NO!	11.7	17.0	16.7	19.4	15.8	
no	45.2	41.2	38.5	36.7	40.9	
yes	37.8	37.0	39.1	36.7	37.8	
YES!	5.2	4.8	5.8	7.2	5.6	
N of Valid	325	311	312	180	1128	
N of Miss	5	2	2	2	11	

Table 29: Teachers ask me to work on special classroom projects.





Response	6	8	10	12	Total	
NO!	7.7	8.0	9.0	8.3	8.3	
no	32.6	45.3	50.5	38.3	42.0	
yes	46.8	43.7	37.6	45.0	43.1	
YES!	12.9	2.9	2.9	8.3	6.7	
N of Valid	325	311	311	180	1127	
N of Miss	5	2	3	2	12	

Table 30: My teacher(s) notices when I am doing a good job and lets me know about it.

Response	6	8	10	12	Total
NO!	2.8	4.2	6.8	5.5	4.7
no	12.3	19.7	28.4	23.2	20.5
yes	52.3	59.0	53.2	53.6	54.6
YES!	32.6	17.1	11.6	17.7	20.2
N of Valid	325	310	310	181	1126
N of Miss	5	2	4	1	12

Table 31: There are lots of chances for students in my school to get involved in sports, clubs, and other school activities outside of class.

Response	6	8	10	12	Total
NO!	5.8	2.3	2.2	0.6	3.0
no	14.7	7.1	4.5	6.7	8.5
yes	41.3	33.1	39.7	41.7	38.7
YES!	38.2	57.6	53.5	51.1	49.8
N of Valid	327	311	312	180	1130
N of Miss	3	2	2	2	9

Table 32: There are lots of chances for students in my school to talk with a teacher one-on-one.

Response	6	8	10	12	Total
NO!	0.9	4.2	5.4	5.6	3.8
no	13.9	24.3	22.4	20.2	20.1
yes	48.6	50.5	56.7	50.0	51.6
YES!	36.5	21.0	15.4	24.2	24.4
N of Valid	323	309	312	178	1122
N of Miss	7	4	2	4	17

Table 33: I feel safe at my school.

Response	6	8	10	12	Total
NO!	2.1	7.4	4.5	7.2	5.1
no	6.1	15.2	15.8	8.3	11.6
yes	31.3	49.0	57.2	53.6	46.9
YES!	60.4	28.4	22.5	30.9	36.4
N of Valid	326	310	311	181	1128
N of Miss	4	3	3	1	11

Table 34: The school lets my parents know when I have done something well.

Response	6	8	10	12	Total
NO!	6.8	13.2	20.3	27.2	15.6
no	28.4	48.4	51.3	44.4	42.8
yes	44.4	28.1	24.5	23.9	31.1
YES!	20.4	10.3	3.9	4.4	10.5
N of Valid	324	310	310	180	1124
N of Miss	6	3	4	2	15

Table 35: My teachers praise me when I work hard in school.

Response	6	8	10	12	Total
NO!	8.5	11.0	13.9	15.1	11.8
no	32.0	42.9	45.2	40.8	40.1
yes	45.9	39.6	35.8	39.1	40.3
YES!	13.6	6.5	5.2	5.0	7.9
N of Valid	316	308	310	179	1113
N of Miss	12	5	4	3	24

Table 36: Are your school grades better than the grades of most students in your class?

Response	6	8	10	12	Total
NO!	9.8	11.1	11.0	7.2	10.1
no	28.7	28.3	34.8	27.8	30.2
yes	45.4	44.0	42.9	49.4	45.0
YES!	16.1	16.6	11.3	15.6	14.8
N of Valid	317	307	310	180	1114
N of Miss	13	5	3	2	23

Table 37: I have lots of chances to be part of class discussions or activities.

Response	6	8	10	12	Total
NO!	2.5	4.5	2.9	2.2	3.1
no	14.4	18.0	19.9	17.2	17.4
yes	47.2	55.3	61.1	60.0	55.3
YES!	35.9	22.2	16.1	20.6	24.2
N of Valid	326	311	311	180	1128
N of Miss	4	2	3	2	11

Table 38: Now thinking back over the past year in school, how often did you: enjoy being in school?

Response	6	8	10	12	Total
Never	5.5	12.0	9.6	9.5	9.1
Seldom	7.7	9.7	16.7	16.2	12.1
Sometimes	35.1	40.6	42.3	40.2	39.4
Often	28.0	23.4	23.4	26.3	25.2
Almost always	23.7	14.3	8.0	7.8	14.2
N of Valid	325	308	312	179	1124
N of Miss	3	5	2	3	13

Table 39: Now thinking back over the past year in school, how often did you: hate being in school?






Response	6	8	10	12	Total	
Never	19.4	5.2	3.5	5.0	8.8	
Seldom	30.6	31.5	24.0	24.6	28.0	
Sometimes	30.9	36.0	36.9	31.8	34.1	
Often	11.4	15.3	23.4	24.6	17.9	
Almost always	7.7	12.0	12.2	14.0	11.1	
N of Valid	324	308	312	179	1123	
N of Miss	6	5	2	3	16	

Table 40: Now thinking back over the past year in school, how often did you: try to do your best work in school?






Response	6	8	10	12	Total	
Never	0.3	0.6	1.0	0.6	0.6	
Seldom	1.2	1.0	3.5	3.4	2.1	
Sometimes	9.5	14.0	18.3	18.4	14.6	
Often	17.7	30.5	36.0	42.5	30.2	
Almost always	71.3	53.9	41.2	35.2	52.4	
N of Valid	327	308	311	179	1125	
N of Miss	3	5	3	3	14	

Table 41: How often do you feel that the school work you are assigned is meaningful and important?






Response	6	8	10	12	Total	
Never	4.6	5.9	7.1	10.7	6.6	
Seldom	7.0	13.4	23.3	24.7	16.0	
Sometimes	24.7	33.6	40.5	30.9	32.4	
Often	33.8	30.3	23.0	27.0	28.8	
Almost always	29.9	16.9	6.1	6.7	16.1	
N of Valid	328	307	309	178	1122	
N of Miss	2	6	5	4	17	

Table 42: Putting them all together, what were your grades like last year?

Response	6	8	10	12	Total	
Mostly F's	0.0	1.3	3.3	0.6	1.4	
Mostly D's	1.6	3.3	6.2	4.0	3.7	
Mostly C's	15.5	13.5	24.9	22.9	18.7	
Mostly B's	37.5	39.9	36.1	46.9	39.3	
Mostly A's	45.4	41.9	29.5	25.7	36.9	
N of Valid	317	303	305	175	1100	
N of Miss	2	3	2	3	10	

Table 43: How important do you think the things you are learning in school are going to be for your later life?

Response	6	8	10	12	Total	
Very important	50.5	41.4	11.3	15.6	31.6	
Quite important	29.8	25.1	33.1	20.0	27.9	
Fairly important	14.3	23.1	31.2	36.7	24.9	
Slightly important	4.6	9.1	19.3	22.2	12.7	
Not at all important	0.9	1.3	5.1	5.6	2.9	
N of Valid	329	307	311	180	1127	
N of Miss	1	6	3	2	12	

Table 44: How interesting are most of your courses to you?

Response	6	8	10	12	Total	
Very interesting and stimulating	11.8	8.8	2.3	6.1	7.4	
Quite interesting	38.0	24.8	19.0	25.1	27.1	
Fairly interesting	35.2	41.5	46.5	34.1	39.9	
Slightly dull	10.6	18.0	20.3	25.1	17.7	
Very dull	4.4	6.9	11.9	9.5	8.0	
N of Valid	321	306	310	179	1116	
N of Miss	9	6	4	3	22	

Table 45: During the LAST FOUR WEEKS how many whole days of school have you missed because you skipped or 'cut'?








Response	6	8	10	12	Total	
None	77.2	76.6	74.0	64.8	74.2	
1	10.9	9.7	10.9	12.3	10.8	
2	6.4	6.2	5.8	8.4	6.5	
3	2.7	3.2	4.5	6.7	4.0	
4-5	1.8	3.2	2.3	6.7	3.1	
6-10	0.9	1.0	0.6	0.6	0.8	
11 or more	0.0	0.0	1.9	0.6	0.6	
N of Valid	329	308	311	179	1127	
N of Miss	1	5	3	3	12	

Table 46: What are the chances you would be seen as cool if you: smoked cigarettes?






Response	6	8	10	12	Total	
No or very little chance	87.7	70.7	53.1	52.0	67.8	
Little chance	6.7	13.7	21.2	20.9	14.9	
Some chance	2.8	9.8	17.4	15.8	10.8	
Pretty good chance	1.8	4.2	3.9	6.2	3.7	
Very good chance	0.9	1.6	4.5	5.1	2.8	
N of Valid	326	307	311	177	1121	
N of Miss	1	5	3	5	14	

Table 47: What are the chances you would be seen as cool if you: worked hard at school?






Response	6	8	10	12	Total	
No or very little chance	4.3	9.5	13.2	16.3	10.1	
Little chance	10.8	16.1	22.6	23.6	17.6	
Some chance	17.0	25.2	29.0	30.9	24.8	
Pretty good chance	26.0	27.2	26.8	19.1	25.4	
Very good chance	41.8	22.0	8.4	10.1	22.0	
N of Valid	323	305	310	178	1116	
N of Miss	6	8	4	4	22	

Table 48: What are the chances you would be seen as cool if you: began drinking alcoholic beverages regularly, that is, at least once or twice a month?






Response	6	8	10	12	Total	
No or very little chance	82.7	62.4	37.0	33.9	56.8	
Little chance	9.7	17.0	19.9	14.1	15.2	
Some chance	4.0	10.1	19.9	22.0	12.9	
Pretty good chance	3.0	7.5	14.5	19.2	10.0	
Very good chance	0.6	2.9	8.7	10.7	5.1	
N of Valid	329	306	311	177	1123	
N of Miss	1	6	3	5	15	

Table 49: What are the chances you would be seen as cool if you: defended someone who was being verbally abused at school?






Response	6	8	10	12	Total	
No or very little chance	9.5	11.4	11.0	12.9	11.0	
Little chance	4.6	12.4	20.0	18.5	13.2	
Some chance	16.5	24.8	28.4	26.4	23.6	
Pretty good chance	24.2	25.4	28.1	25.3	25.8	
Very good chance	45.3	26.1	12.6	16.9	26.5	
N of Valid	327	307	310	178	1122	
N of Miss	3	6	4	4	17	

Table 50: What are the chances you would be seen as cool if you: smoked marijuana?






Response	6	8	10	12	Total	
No or very little chance	92.1	75.5	50.5	49.7	69.4	
Little chance	5.8	6.9	14.2	11.9	9.4	
Some chance	1.2	7.2	13.6	13.0	8.1	
Pretty good chance	0.3	4.2	11.3	10.7	6.1	
Very good chance	0.6	6.2	10.4	14.7	7.1	
N of Valid	328	306	309	177	1120	
N of Miss	1	7	5	5	18	

Table 51: What are the chances you would be seen as cool if you: carried a handgun?






Response	6	8	10	12	Total	
No or very little chance	82.9	81.1	73.8	75.8	78.8	
Little chance	7.8	8.5	14.6	11.8	10.5	
Some chance	4.3	4.2	6.5	3.9	4.8	
Pretty good chance	2.5	2.9	2.9	1.7	2.6	
Very good chance	2.5	3.3	2.3	6.7	3.3	
N of Valid	322	307	309	178	1116	
N of Miss	7	6	5	4	22	

Table 52: What are the chances you would be seen as cool if you: regularly volunteered to do community service?






Response	6	8	10	12	Total	
No or very little chance	15.2	23.5	28.1	27.5	23.0	
Little chance	13.4	25.1	29.4	24.7	22.8	
Some chance	23.2	20.8	21.3	25.3	22.4	
Pretty good chance	22.3	20.5	14.2	14.6	18.3	
Very good chance	25.9	10.1	7.1	7.9	13.5	
N of Valid	328	307	310	178	1123	
N of Miss	2	6	4	4	16	

Table 53: Think of your four best friends (the friends you feel closest to). In the past year (12 months), how many of your best friends have: participated in clubs, organizations or activities at school?






Response	6	8	10	12	Total	
0	14.6	10.5	11.7	5.0	11.1	
1	13.4	14.4	11.1	7.3	12.0	
2	19.1	17.0	19.5	20.1	18.8	
3	16.9	17.4	15.6	15.6	16.5	
4	36.0	40.7	42.0	52.0	41.5	
N of Valid	314	305	307	179	1105	
N of Miss	16	8	7	3	34	

Table 54: Think of your four best friends (the friends you feel closest to). In the past year (12 months), how many of your best friends have: smoked cigarettes?






Response	6	8	10	12	Total	
0	86.8	72.5	45.1	27.0	61.7	
1	8.8	12.6	15.3	27.5	14.6	
2	2.8	5.6	13.0	14.6	8.3	
3	0.6	3.3	9.7	11.8	5.7	
4	0.9	6.0	16.9	19.1	9.7	
N of Valid	319	302	308	178	1107	
N of Miss	11	11	6	3	31	

Table 55: Think of your four best friends (the friends you feel closest to). In the past year (12 months), how many of your best friends have: tried beer, wine or hard liquor (for example, vodka, whiskey, or gin) when their parents didn't know about it?






Response	6	8	10	12	Total	
0	82.6	64.2	31.6	17.4	53.0	
1	10.6	14.2	14.7	15.2	13.4	
2	3.4	8.9	15.6	15.7	10.3	
3	1.9	4.6	10.4	16.3	7.3	
4	1.6	7.9	27.7	35.4	16.0	
N of Valid	321	302	307	178	1108	
N of Miss	8	10	7	4	29	

Table 56: Think of your four best friends (the friends you feel closest to). In the past year (12 months), how many of your best friends have: made a commitment to stay drug-free?






Response	6	8	10	12	Total	
0	6.9	16.7	34.0	36.5	21.8	
1	5.6	10.3	18.6	15.7	12.1	
2	5.6	12.0	13.4	12.4	10.6	
3	10.3	14.3	7.2	9.6	10.4	
4	71.5	46.7	26.8	25.8	45.0	
N of Valid	319	300	306	178	1103	
N of Miss	10	13	8	4	35	

Table 57: Think of your four best friends (the friends you feel closest to). In the past year (12 months), how many of your best friends have: used marijuana?






Response	6	8	10	12	Total	
0	97.2	80.3	52.3	42.5	71.4	
1	2.2	8.4	14.5	16.2	9.5	
2	0.0	3.3	10.9	12.3	5.9	
3	0.3	2.3	9.2	12.3	5.2	
4	0.3	5.7	13.2	16.8	8.0	
N of Valid	323	299	304	179	1105	
N of Miss	7	13	10	3	33	

Table 58: Think of your four best friends (the friends you feel closest to). In the past year (12 months), how many of your best friends have: tried to do well in school?






Response	6	8	10	12	Total	
0	1.6	2.3	5.5	5.1	3.4	
1	2.5	6.3	9.7	5.1	6.0	
2	7.8	9.6	16.9	17.0	12.3	
3	16.6	21.3	19.5	18.2	18.9	
4	71.5	60.5	48.4	54.5	59.3	
N of Valid	319	301	308	176	1104	
N of Miss	9	12	6	6	33	

Table 59: Think of your four best friends (the friends you feel closest to). In the past year (12 months), how many of your best friends have: used LSD, cocaine, amphetamines, or other illegal drugs?






Response	6	8	10	12	Total	
0	96.6	91.0	78.5	81.6	87.6	
1	2.8	7.0	13.4	8.4	7.8	
2	0.3	0.3	4.6	5.6	2.4	
3	0.3	0.3	1.3	1.1	0.7	
4	0.0	1.3	2.3	3.4	1.5	
N of Valid	319	300	307	179	1105	
N of Miss	11	13	7	3	34	

Table 60: Think of your four best friends (the friends you feel closest to). In the past year (12 months), how many of your best friends have: been suspended from school?






Response	6	8	10	12	Total	
0	81.4	65.4	63.0	72.1	70.4	
1	13.5	17.9	16.9	11.2	15.3	
2	3.8	9.6	10.1	10.6	8.2	
3	0.9	1.7	4.9	2.2	2.4	
4	0.3	5.3	5.2	3.9	3.6	
N of Valid	318	301	308	179	1106	
N of Miss	11	11	6	3	31	

Table 61: Think of your four best friends (the friends you feel closest to). In the past year (12 months), how many of your best friends have: liked school?






Response	6	8	10	12	Total	
0	13.4	27.2	34.1	29.1	25.4	
1	10.6	14.6	17.5	16.2	14.5	
2	20.6	23.8	22.4	23.5	22.5	
3	24.1	15.6	14.3	11.7	17.0	
4	31.3	18.9	11.7	19.6	20.6	
N of Valid	320	302	308	179	1109	
N of Miss	8	11	6	3	28	

Table 62: Think of your four best friends (the friends you feel closest to). In the past year (12 months), how many of your best friends have: carried a handgun?






Response	6	8	10	12	Total	
0	94.7	95.4	93.5	91.1	94.0	
1	3.7	2.0	2.0	5.0	3.0	
2	0.9	0.7	3.6	1.1	1.6	
3	0.0	0.3	0.3	0.0	0.2	
4	0.6	1.7	0.7	2.8	1.3	
N of Valid	323	302	306	179	1110	
N of Miss	7	11	8	3	29	

Table 63: Think of your four best friends (the friends you feel closest to). In the past year (12 months), how many of your best friends have: sold illegal drugs?






Response	6	8	10	12	Total	
0	98.4	93.0	81.3	82.6	89.7	
1	0.9	3.4	9.2	6.7	4.8	
2	0.6	1.7	3.3	4.5	2.3	
3	0.0	0.7	3.0	2.2	1.4	
4	0.0	1.3	3.3	3.9	1.9	
N of Valid	321	298	305	178	1102	
N of Miss	9	14	9	4	36	

Table 64: Think of your four best friends (the friends you feel closest to). In the past year (12 months), how many of your best friends have: regularly attended religious services?






Response	6	8	10	12	Total	
0	17.6	11.0	16.1	19.6	15.7	
1	8.8	13.7	20.3	19.6	15.1	
2	16.6	21.3	23.0	16.2	19.6	
3	17.3	17.0	17.7	17.9	17.4	
4	39.7	37.0	23.0	26.8	32.2	
N of Valid	307	300	305	179	1091	
N of Miss	22	13	9	3	47	

Table 65: Think of your four best friends (the friends you feel closest to). In the past year (12 months), how many of your best friends have: stolen or tried to steal a motor vehicle such as a car or motorcycle?






Response	6	8	10	12	Total	
0	98.5	95.3	90.2	95.0	94.8	
1	1.5	2.7	6.9	2.8	3.5	
2	0.0	0.7	2.3	1.1	1.0	
3	0.0	0.7	0.3	0.0	0.3	
4	0.0	0.7	0.3	1.1	0.5	
N of Valid	323	300	306	179	1108	
N of Miss	7	13	8	3	31	

Table 66: Think of your four best friends (the friends you feel closest to). In the past year (12 months), how many of your best friends have: been arrested?






Response	6	8	10	12	Total	
0	93.8	85.0	76.1	77.1	83.8	
1	5.0	8.3	14.4	14.0	9.9	
2	0.6	4.7	4.9	4.5	3.5	
3	0.6	0.7	2.6	2.8	1.5	
4	0.0	1.3	2.0	1.7	1.2	
N of Valid	322	301	305	179	1107	
N of Miss	8	12	9	3	32	

Table 67: Think of your four best friends (the friends you feel closest to). In the past year (12 months), how many of your best friends have: dropped out of school?






Response	6	8	10	12	Total	
0	96.9	92.1	87.6	84.4	91.0	
1	2.8	5.6	8.2	9.5	6.1	
2	0.3	1.0	1.6	3.9	1.4	
3	0.0	0.7	1.0	1.1	0.6	
4	0.0	0.7	1.6	1.1	0.8	
N of Valid	323	302	306	179	1110	
N of Miss	7	11	8	3	29	

Table 68: Think of your four best friends (the friends you feel closest to). In the past year (12 months), how many of your best friends have: been members of a gang?






Response	6	8	10	12	Total	
0	92.2	90.1	88.9	92.2	90.7	
1	5.0	5.6	4.2	4.5	4.9	
2	1.6	1.3	2.6	0.6	1.6	
3	0.9	1.3	0.0	1.1	0.8	
4	0.3	1.7	4.2	1.7	2.0	
N of Valid	319	302	307	179	1107	
N of Miss	11	11	7	3	32	

Table 69: How old were you when you first: smoked marijuana?










Response	6	8	10	12	Total	
Never	99.1	92.1	67.9	57.9	82.0	
10 or younger	0.3	1.7	3.3	1.7	1.7	
11	0.6	1.7	2.0	1.7	1.4	
12	0.0	1.7	4.9	2.2	2.2	
13	0.0	2.3	4.3	2.8	2.2	
14	0.0	0.7	8.9	6.2	3.6	
15	0.0	0.0	7.2	8.4	3.3	
16	0.0	0.0	1.6	9.0	1.9	
17 or older	0.0	0.0	0.0	10.1	1.6	
N of Valid	329	302	305	178	1114	
N of Miss	1	11	8	3	23	

Table 70: How old were you when you first: smoked a cigarette, even just a puff?










Response	6	8	10	12	Total	
Never	89.7	77.5	52.8	42.1	68.7	
10 or younger	7.3	9.9	10.8	11.8	9.7	
11	2.7	3.6	6.9	5.6	4.6	
12	0.3	4.0	7.2	5.6	4.0	
13	0.0	3.6	6.2	6.2	3.7	
14	0.0	1.3	8.9	6.2	3.8	
15	0.0	0.0	6.2	5.1	2.5	
16	0.0	0.0	1.0	11.8	2.2	
17 or older	0.0	0.0	0.0	5.6	0.9	
N of Valid	329	302	305	178	1114	
N of Miss	1	11	9	4	25	

Table 71: How old were you when you first: had more than a sip or two of beer, wine or hard liquor (for example, vodka, whiskey, or gin)?










Response	6	8	10	12	Total	
Never	80.4	62.6	37.2	27.4	55.2	
10 or younger	12.2	12.6	11.5	8.9	11.6	
11	5.8	5.3	5.3	1.7	4.9	
12	1.5	8.6	7.6	5.6	5.8	
13	0.0	8.3	12.5	8.9	7.1	
14	0.0	2.3	9.5	11.7	5.1	
15	0.0	0.3	13.5	11.2	5.6	
16	0.0	0.0	3.0	15.6	3.3	
17 or older	0.0	0.0	0.0	8.9	1.4	
N of Valid	327	302	304	179	1112	
N of Miss	3	10	9	3	25	

Table 72: How old were you when you first: began drinking alcoholic beverages regularly, that is, at least once or twice a month?










Response	6	8	10	12	Total	
Never	98.5	91.4	69.3	62.6	82.8	
10 or younger	0.9	1.6	3.6	0.0	1.7	
11	0.3	1.0	1.3	0.6	0.8	
12	0.3	1.3	2.6	0.6	1.3	
13	0.0	3.6	4.6	1.1	2.4	
14	0.0	0.7	8.5	3.9	3.1	
15	0.0	0.0	7.8	13.4	4.3	
16	0.0	0.3	2.0	10.6	2.3	
17 or older	0.0	0.0	0.3	7.3	1.3	
N of Valid	329	304	306	179	1118	
N of Miss	1	9	8	3	21	

Table 73: How old were you when you first: used phenoxydine (pox, px, breeze)?


Response	6	8	10	12	Total	
Never	100.0	100.0	100.0	100.0	100.0	
10 or younger	0.0	0.0	0.0	0.0	0.0	
11	0.0	0.0	0.0	0.0	0.0	
12	0.0	0.0	0.0	0.0	0.0	
13	0.0	0.0	0.0	0.0	0.0	
14	0.0	0.0	0.0	0.0	0.0	
15	0.0	0.0	0.0	0.0	0.0	
16	0.0	0.0	0.0	0.0	0.0	
17 or older	0.0	0.0	0.0	0.0	0.0	
N of Valid	322	304	306	179	1111	
N of Miss	8	9	8	3	28	

Table 74: How old were you when you first: got suspended from school?









Response	6	8	10	12	Total	
Never	93.6	85.0	74.3	78.1	83.5	
10 or younger	2.4	4.3	5.5	5.1	4.2	
11	2.4	3.0	1.6	2.8	2.4	
12	1.5	3.7	2.6	2.2	2.5	
13	0.0	2.7	7.2	2.8	3.1	
14	0.0	1.0	5.9	2.2	2.2	
15	0.0	0.3	1.6	1.7	0.8	
16	0.0	0.0	1.3	5.1	1.2	
17 or older	0.0	0.0	0.0	0.0	0.0	
N of Valid	328	301	307	178	1114	
N of Miss	2	12	7	3	24	

Table 75: How old were you when you first: got arrested?










Response	6	8	10	12	Total	
Never	98.5	96.0	90.5	92.7	94.7	
10 or younger	1.2	0.3	0.3	0.6	0.6	
11	0.3	0.0	0.3	0.6	0.3	
12	0.0	1.3	2.6	1.1	1.3	
13	0.0	2.3	2.0	0.0	1.2	
14	0.0	0.0	2.0	0.0	0.5	
15	0.0	0.0	2.0	0.6	0.6	
16	0.0	0.0	0.3	3.4	0.6	
17 or older	0.0	0.0	0.0	1.1	0.2	
N of Valid	327	299	306	178	1110	
N of Miss	3	14	8	4	29	

Table 76: How old were you when you first: carried a handgun?










Response	6	8	10	12	Total	
Never	97.2	95.0	94.1	94.4	95.3	
10 or younger	1.5	1.0	1.3	0.6	1.2	
11	1.2	2.0	0.0	0.6	1.0	
12	0.0	1.3	1.7	0.6	0.9	
13	0.0	0.3	0.7	0.6	0.4	
14	0.0	0.3	1.3	0.0	0.5	
15	0.0	0.0	1.0	1.1	0.5	
16	0.0	0.0	0.0	1.7	0.3	
17 or older	0.0	0.0	0.0	0.6	0.1	
N of Valid	325	300	303	179	1107	
N of Miss	4	13	11	3	31	

Table 77: How old were you when you first: attacked someone with the idea of seriously hurting them?


Response	6	8	10	12	Total	
Never	86.8	82.7	81.5	78.1	82.8	
10 or younger	7.1	4.0	5.3	5.1	5.4	
11	5.2	3.0	1.3	0.0	2.7	
12	0.6	2.7	2.3	1.7	1.8	
13	0.3	5.3	4.0	2.8	3.1	
14	0.0	2.3	2.0	3.4	1.7	
15	0.0	0.0	3.3	2.8	1.4	
16	0.0	0.0	0.3	5.6	1.0	
17 or older	0.0	0.0	0.0	0.6	0.1	
N of Valid	326	300	303	178	1107	
N of Miss	3	12	9	3	27	

Table 78: How old were you when you first: belonged to a gang?


Response	6	8	10	12	Total	
Never	96.6	94.7	93.8	96.1	95.2	
10 or younger	2.2	1.3	1.0	1.1	1.4	
11	0.9	0.7	0.3	0.0	0.5	
12	0.3	1.0	0.7	0.6	0.6	
13	0.0	2.3	1.0	0.6	1.0	
14	0.0	0.0	1.3	0.6	0.5	
15	0.0	0.0	1.3	0.0	0.4	
16	0.0	0.0	0.7	1.1	0.4	
17 or older	0.0	0.0	0.0	0.0	0.0	
N of Valid	324	302	306	179	1111	
N of Miss	6	11	7	3	27	

Table 79: How wrong do you think it is for someone your age to: take a handgun to school?





Response	6	8	10	12	Total	
Very wrong	93.3	84.1	82.4	87.2	86.8	
Wrong	5.8	12.3	13.7	7.8	10.0	
A little bit wrong	0.6	3.3	2.9	3.9	2.5	
Not wrong at all	0.3	0.3	1.0	1.1	0.6	
N of Valid	329	302	307	179	1117	
N of Miss	1	11	7	3	21	

Table 80: How wrong do you think it is for someone your age to: steal anything worth more than \$5?





Response	6	8	10	12	Total	
Very wrong	63.9	56.9	49.5	54.7	56.6	
Wrong	26.7	30.8	31.9	33.5	30.3	
A little bit wrong	9.1	11.0	16.0	8.4	11.4	
Not wrong at all	0.3	1.3	2.6	3.4	1.7	
N of Valid	330	299	307	179	1115	
N of Miss	0	14	7	3	24	

Table 81: How wrong do you think it is for someone your age to: pick a fight with someone?





Response	6	8	10	12	Total	
Very wrong	51.7	31.8	23.3	27.7	34.7	
Wrong	30.9	34.4	39.3	40.7	35.7	
A little bit wrong	13.8	25.5	26.6	23.2	22.0	
Not wrong at all	3.7	8.3	10.8	8.5	7.7	
N of Valid	327	302	305	177	1111	
N of Miss	2	11	9	5	27	

Table 82: How wrong do you think it is for someone your age to: attack someone with the idea of seriously hurting them?





Response	6	8	10	12	Total	
Very wrong	83.0	64.4	59.6	57.0	67.4	
Wrong	12.2	24.1	23.8	27.4	21.0	
A little bit wrong	4.0	8.9	12.7	8.9	8.5	
Not wrong at all	0.9	2.6	3.9	6.7	3.1	
N of Valid	329	303	307	179	1118	
N of Miss	1	10	7	3	21	

Table 83: How wrong do you think it is for someone your age to: stay away from school all day when their parents think they are at school?





Response	6	8	10	12	Total	
Very wrong	77.3	57.9	35.5	32.4	53.3	
Wrong	16.9	27.2	35.5	32.4	27.3	
A little bit wrong	4.6	9.9	20.5	27.9	14.2	
Not wrong at all	1.2	5.0	8.5	7.3	5.2	
N of Valid	326	302	307	179	1114	
N of Miss	4	11	7	3	25	

Table 84: How wrong do you think it is for someone your age to: drink beer, wine or hard liquor (for example, vodka, whiskey, or gin) regularly?





Response	6	8	10	12	Total	
Very wrong	88.8	62.6	39.4	33.7	59.3	
Wrong	7.6	21.5	20.2	19.7	16.8	
A little bit wrong	3.0	11.6	25.4	32.0	16.1	
Not wrong at all	0.6	4.3	15.0	14.6	7.8	
N of Valid	329	302	307	178	1116	
N of Miss	1	11	7	4	23	

Table 85: How wrong do you think it is for someone your age to: smoke cigarettes?





Response	6	8	10	12	Total	
Very wrong	88.7	69.2	39.7	30.9	60.7	
Wrong	7.9	20.2	27.4	23.6	19.1	
A little bit wrong	2.1	5.3	18.2	27.5	11.5	
Not wrong at all	1.2	5.3	14.7	18.0	8.7	
N of Valid	328	302	307	178	1115	
N of Miss	2	11	7	4	24	

Table 86: How wrong do you think it is for someone your age to: smoke marijuana?





Response	6	8	10	12	Total	
Very wrong	95.1	80.8	54.2	49.7	72.8	
Wrong	3.6	11.6	19.3	19.8	12.7	
A little bit wrong	1.2	2.0	10.5	11.9	5.7	
Not wrong at all	0.0	5.6	16.0	18.6	8.9	
N of Valid	329	302	306	177	1114	
N of Miss	1	11	8	5	25	

Table 87: How wrong do you think it is for someone your age to: use LSD, cocaine, amphetamines or another illegal drug?





Response	6	8	10	12	Total	
Very wrong	97.6	93.4	85.3	84.8	91.0	
Wrong	2.4	5.6	8.5	6.2	5.6	
A little bit wrong	0.0	0.7	3.9	6.7	2.3	
Not wrong at all	0.0	0.3	2.3	2.2	1.1	
N of Valid	329	302	307	178	1116	
N of Miss	1	11	7	4	23	

Table 88: At school during the past 12 months, did you receive help from the resource teacher, speech therapist or other special education teacher?



Response	6	8	10	12	Total	
No	78.9	86.4	90.9	89.1	85.9	
Yes	21.1	13.6	9.1	10.9	14.1	
N of Valid	317	287	298	175	1077	
N of Miss	12	26	16	7	61	

Table 89: How many times in the past year (12 months) have you: been suspended from school?








Response	6	8	10	12	Total	
Never	94.5	89.4	85.6	88.8	89.8	
1 to 2 times	4.8	8.3	10.8	10.6	8.3	
3 to 5 times	0.3	0.7	1.0	0.0	0.5	
6 to 9 times	0.0	0.7	1.6	0.6	0.7	
10 to 19 times	0.3	0.0	0.0	0.0	0.1	
20 to 29 times	0.0	0.3	0.3	0.0	0.2	
30 to 39 times	0.0	0.0	0.0	0.0	0.0	
40+ times	0.0	0.7	0.7	0.0	0.4	
N of Valid	330	302	306	179	1117	
N of Miss	0	11	8	3	22	

Table 90: How many times in the past year (12 months) have you: carried a handgun?








Response	6	8	10	12	Total	
Never	95.8	95.7	94.8	95.5	95.4	
1 to 2 times	2.1	2.0	2.3	1.1	2.0	
3 to 5 times	1.5	0.3	1.3	0.6	1.0	
6 to 9 times	0.0	0.0	0.7	0.6	0.3	
10 to 19 times	0.0	0.0	0.0	0.0	0.0	
20 to 29 times	0.0	0.3	0.0	0.0	0.1	
30 to 39 times	0.0	0.0	0.3	0.0	0.1	
40+ times	0.6	1.7	0.7	2.2	1.2	
N of Valid	330	301	305	179	1115	
N of Miss	0	12	9	3	24	

Table 91: How many times in the past year (12 months) have you: sold illegal drugs?









Response	6	8	10	12	Total	
Never	99.7	96.7	91.4	89.3	94.9	
1 to 2 times	0.3	1.3	3.0	3.9	1.9	
3 to 5 times	0.0	0.0	2.3	1.7	0.9	
6 to 9 times	0.0	0.3	1.3	0.6	0.5	
10 to 19 times	0.0	0.0	0.7	1.1	0.4	
20 to 29 times	0.0	0.3	0.7	0.0	0.3	
30 to 39 times	0.0	0.0	0.3	0.0	0.1	
40+ times	0.0	1.3	0.3	3.4	1.0	
N of Valid	328	300	301	178	1107	
N of Miss	2	13	13	4	32	

Table 92: How many times in the past year (12 months) have you: stolen or tried to steal a motor vehicle such as a car or motorcycle?






Response	6	8	10	12	Total	
Never	99.4	98.0	96.7	98.3	98.1	
1 to 2 times	0.3	1.3	1.6	1.1	1.1	
3 to 5 times	0.3	0.3	1.0	0.0	0.4	
6 to 9 times	0.0	0.0	0.3	0.0	0.1	
10 to 19 times	0.0	0.0	0.0	0.0	0.0	
20 to 29 times	0.0	0.0	0.0	0.0	0.0	
30 to 39 times	0.0	0.0	0.0	0.0	0.0	
40+ times	0.0	0.3	0.3	0.6	0.3	
N of Valid	326	301	306	179	1112	
N of Miss	4	12	8	3	27	

Table 93: How many times in the past year (12 months) have you: participated in clubs, organizations or activities at school?









Response	6	8	10	12	Total	
Never	24.8	18.1	19.7	11.7	19.5	
1 to 2 times	26.4	24.7	17.0	16.2	21.7	
3 to 5 times	17.5	17.4	17.7	17.9	17.6	
6 to 9 times	11.3	10.0	9.8	11.7	10.6	
10 to 19 times	4.6	9.0	10.2	11.7	8.5	
20 to 29 times	2.5	3.0	5.6	6.7	4.1	
30 to 39 times	0.9	1.3	4.6	2.2	2.3	
40+ times	12.0	16.4	15.4	21.8	15.7	
N of Valid	326	299	305	179	1109	
N of Miss	4	14	9	3	30	

Table 94: How many times in the past year (12 months) have you: been arrested?






Response	6	8	10	12	Total	
Never	98.2	96.3	93.1	95.0	95.8	
1 to 2 times	1.2	1.7	5.6	3.4	2.9	
3 to 5 times	0.6	1.7	0.3	1.1	0.9	
6 to 9 times	0.0	0.0	0.7	0.0	0.2	
10 to 19 times	0.0	0.0	0.0	0.0	0.0	
20 to 29 times	0.0	0.0	0.0	0.0	0.0	
30 to 39 times	0.0	0.0	0.0	0.0	0.0	
40+ times	0.0	0.3	0.3	0.6	0.3	
N of Valid	330	300	306	179	1115	
N of Miss	0	13	8	3	24	

Table 95: How many times in the past year (12 months) have you: done extra work on your own for school?









Response	6	8	10	12	Total	
Never	31.1	26.4	31.8	28.6	29.6	
1 to 2 times	32.3	27.1	21.0	18.3	25.5	
3 to 5 times	13.8	18.4	18.7	13.7	16.4	
6 to 9 times	8.3	10.0	10.5	9.7	9.6	
10 to 19 times	6.2	9.4	7.5	12.0	8.3	
20 to 29 times	2.2	3.3	4.6	9.1	4.3	
30 to 39 times	2.5	2.0	1.0	4.0	2.2	
40+ times	3.7	3.3	4.9	4.6	4.1	
N of Valid	325	299	305	175	1104	
N of Miss	4	14	9	5	32	

Table 96: How many times in the past year (12 months) have you: attacked someone with the idea of seriously hurting them?









Response	6	8	10	12	Total	
Never	89.6	84.7	88.4	84.3	87.1	
1 to 2 times	6.7	8.7	7.9	7.3	7.7	
3 to 5 times	1.8	4.0	2.0	3.4	2.7	
6 to 9 times	0.6	1.0	0.7	1.7	0.9	
10 to 19 times	0.9	0.0	0.0	1.7	0.5	
20 to 29 times	0.0	0.3	0.3	0.0	0.2	
30 to 39 times	0.0	0.0	0.0	0.6	0.1	
40+ times	0.3	1.3	0.7	1.1	0.8	
N of Valid	328	300	303	178	1109	
N of Miss	2	13	11	4	30	

Table 97: How many times in the past year (12 months) have you: been drunk or high at school?









Response	6	8	10	12	Total	
Never	99.1	93.3	82.4	78.2	89.6	
1 to 2 times	0.9	3.3	7.6	6.1	4.2	
3 to 5 times	0.0	1.0	1.7	4.5	1.4	
6 to 9 times	0.0	0.7	2.3	3.4	1.4	
10 to 19 times	0.0	0.0	2.3	4.5	1.4	
20 to 29 times	0.0	0.7	1.0	0.0	0.5	
30 to 39 times	0.0	0.0	0.3	0.6	0.2	
40+ times	0.0	1.0	2.3	2.8	1.4	
N of Valid	329	300	301	179	1109	
N of Miss	1	13	13	3	30	

Table 98: How many times in the past year (12 months) have you: volunteered to do community service?









Response	6	8	10	12	Total	
Never	54.9	50.5	51.3	44.1	51.0	
1 to 2 times	25.2	26.8	18.1	17.9	22.5	
3 to 5 times	8.6	10.0	12.2	13.4	10.7	
6 to 9 times	4.0	5.4	8.6	11.2	6.8	
10 to 19 times	2.8	4.7	4.9	7.3	4.6	
20 to 29 times	1.8	1.0	2.3	2.2	1.8	
30 to 39 times	1.5	1.0	1.3	1.7	1.4	
40+ times	1.2	0.7	1.3	2.2	1.3	
N of Valid	326	299	304	179	1108	
N of Miss	4	14	10	3	31	

Table 99: How many times in the past year (12 months) have you: taken a handgun to school?




Response	6	8	10	12	Total	
Never	99.7	98.7	100.0	99.4	99.5	
1 to 2 times	0.3	1.0	0.0	0.6	0.4	
3 to 5 times	0.0	0.0	0.0	0.0	0.0	
6 to 9 times	0.0	0.0	0.0	0.0	0.0	
10 to 19 times	0.0	0.0	0.0	0.0	0.0	
20 to 29 times	0.0	0.0	0.0	0.0	0.0	
30 to 39 times	0.0	0.0	0.0	0.0	0.0	
40+ times	0.0	0.3	0.0	0.0	0.1	
N of Valid	329	300	305	179	1113	
N of Miss	1	13	9	3	26	

Table 100: Are you currently on probation, or assigned a probation officer with Juvenile Court?



Response	6	8	10	12	Total	
No	98.9	97.4	97.8	97.0	97.9	
Yes	1.1	2.6	2.2	3.0	2.1	
N of Valid	283	266	277	164	990	
N of Miss	47	47	37	18	149	

Table 101: Have you ever belonged to a gang?






Response	6	8	10	12	Total	
No	94.2	91.0	90.5	91.1	91.8	
No, but would like to	1.5	1.0	1.3	3.4	1.6	
Yes, in the past	2.8	4.3	4.6	3.4	3.8	
Yes, belong now	1.5	2.7	3.6	2.2	2.5	
Yes, but would like to get out	0.0	1.0	0.0	0.0	0.3	
N of Valid	325	301	304	179	1109	
N of Miss	5	12	10	3	30	

Table 102: If you have ever belonged to a gang, did that gang have a name?

Response	6	8	10	12	Total
No	7.2	6.7	7.6	17.1	8.8
Yes	3.1	6.0	6.6	6.9	5.5
I have never belonged to a gang	89.7	87.2	85.7	76.0	85.7
N of Valid	319	298	301	175	1093
N of Miss	11	15	13	5	44

Table 103: How many times have you done the following things? done what feels good no matter what.

Response	6	8	10	12	Total
Never	43.5	36.9	20.7	22.7	31.9
I've done it, but not in the past year	18.5	14.0	14.5	14.2	15.4
Less than once a month	7.5	10.9	14.5	11.9	11.1
About once a month	4.9	7.5	10.2	9.7	7.9
2 or 3 times a month	7.8	6.1	12.2	17.6	10.2
Once a week or more	17.9	24.6	28.0	23.9	23.5
N of Valid	308	293	304	176	1081
N of Miss	22	18	10	5	55

Table 104: How many times have you done the following things? done something dangerous because someone dared you to do it.

Response	6	8	10	12	Total
Never	69.3	58.6	36.1	43.8	53.2
I've done it, but not in the past year	15.2	19.2	26.8	16.5	19.7
Less than once a month	5.9	7.4	14.6	13.6	9.9
About once a month	4.0	6.1	8.9	11.9	7.2
2 or 3 times a month	2.8	4.4	8.3	8.0	5.6
Once a week or more	2.8	4.4	5.3	6.3	4.5
N of Valid	323	297	302	176	1098
N of Miss	7	16	11	6	40

Table 105: How many times have you done the following things? done crazy things even if they are a little dangerous.

Response	6	8	10	12	Total	
Never	52.9	40.8	23.4	22.6	36.6	
I've done it, but not in the past year	26.0	23.4	20.1	16.9	22.2	
Less than once a month	5.6	11.4	18.8	20.3	13.1	
About once a month	4.0	7.0	14.8	13.6	9.3	
2 or 3 times a month	3.1	8.0	9.2	11.9	7.5	
Once a week or more	8.4	9.4	13.8	14.7	11.2	
N of Valid	323	299	304	177	1103	
N of Miss	7	13	10	5	35	

Table 106: You're looking at CD's in a music store with a friend. You look up and see her slip a CD under her coat. She smiles and says 'Which one do you want? Go ahead, take it while nobody's around.' There is nobody in sight, no employees and no other customers. What would you do now?

Response	6	8	10	12	Total	
Ignore her	10.9	10.8	19.2	22.6	15.0	
Grab a CD and leave the store	3.4	6.4	12.6	9.0	7.7	
Tell her to put the CD back	62.1	41.6	32.5	27.1	42.8	
Act like it is a joke, and ask her to put the CD back	23.6	41.2	35.8	41.2	34.5	
N of Valid	322	296	302	177	1097	
N of Miss	5	17	10	5	37	

Table 107: You are visiting another part of town, and you don't know any of the people your age there. You are walking down the street, and some teenager you don't know is walking toward you. He is about your size, and as he is about to pass you, he deliberately bumps into you and you almost lose your balance. What would you say or do?

Response	6	8	10	12	Total	
Push the person back	13.3	14.1	18.9	16.5	15.6	
Say 'Excuse me' and keep on walking	55.7	44.8	43.2	51.1	48.6	
Say 'Watch where you are going' and keep on walking	26.3	30.0	23.6	20.5	25.6	
Swear at the person and walk away	4.6	11.0	14.3	11.9	10.2	
N of Valid	323	290	301	176	1090	
N of Miss	6	21	12	6	45	

Table 108: You are at a party at someone's house, and one of your friends offers you a drink containing alcohol. What would you say or do?





Response	6	8	10	12	Total	
Drink it	3.1	18.4	40.7	48.6	24.9	
Tell your friend, 'No thanks, I don't drink' and suggest that you and your friend go and do something else	52.6	39.8	24.2	18.9	35.9	
Just say, 'No thanks' and walk away	27.6	26.9	25.8	29.1	27.1	
Make up a good excuse, tell your friend you had something else to do, and leave	16.7	15.0	9.3	3.4	12.1	
N of Valid	323	294	302	175	1094	
N of Miss	7	18	10	7	42	

Table 109: It's 8:00 on a weeknight and you are about to go over to a friend's home when your mother asks you where you are going. You say 'Oh, just going to go hang out with some friends.' She says, 'No, you'll just get into trouble if you go out. Stay home tonight.' What would you do now?





Response	6	8	10	12	Total	
Leave the house anyway	2.5	5.1	9.9	6.3	5.8	
Explain what you are going to do with your friends, tell her when you will get home, and ask if you can go out	63.6	69.5	71.1	77.1	69.4	
Not say anything and start watching TV	27.8	17.5	9.2	8.0	16.7	
Get into an argument with her	6.2	7.9	9.9	8.6	8.0	
N of Valid	324	292	304	175	1095	
N of Miss	6	18	9	6	39	

Table 110: How often do you attend religious services or activities?





Response	6	8	10	12	Total	
Never	9.0	8.9	13.1	19.9	11.8	
Rarely	17.9	16.4	24.3	22.7	20.0	
1-2 Times a Month	11.4	10.6	9.5	14.2	11.1	
About Once a Week or More	61.7	64.2	53.1	43.2	57.0	
N of Valid	324	293	305	176	1098	
N of Miss	6	20	9	6	41	

Table 111: I do the opposite of what people tell me, just to get them mad.





Response	6	8	10	12	Total	
Very False	48.0	33.6	32.1	43.8	39.0	
Somewhat False	31.6	32.2	32.5	30.7	31.8	
Somewhat True	18.9	29.8	29.5	20.5	25.0	
Very True	1.5	4.4	5.9	5.1	4.1	
N of Valid	323	295	305	176	1099	
N of Miss	7	18	9	6	40	

Table 112: I like to see how much I can get away with.





Response	6	8	10	12	Total	
Very False	61.0	44.1	29.2	31.3	42.9	
Somewhat False	21.4	27.8	28.5	31.3	26.7	
Somewhat True	14.6	21.4	30.2	25.6	22.5	
Very True	3.1	6.8	12.1	11.9	8.0	
N of Valid	323	295	305	176	1099	
N of Miss	7	18	9	6	40	

Table 113: I ignore rules that get in my way.





Response	6	8	10	12	Total	
Very False	67.6	52.0	35.1	44.3	50.7	
Somewhat False	19.8	26.5	31.8	26.1	25.9	
Somewhat True	10.5	17.0	24.9	21.0	17.9	
Very True	2.2	4.4	8.2	8.5	5.5	
N of Valid	324	294	305	176	1099	
N of Miss	6	18	9	6	39	

Table 114: I think sometimes it's okay to cheat at school.





Response	6	8	10	12	Total	
NO!	73.0	37.8	15.7	18.8	39.1	
no	19.3	41.5	38.7	37.5	33.5	
yes	7.4	18.4	37.4	30.1	22.3	
YES!	0.3	2.4	8.2	13.6	5.2	
N of Valid	326	294	305	176	1101	
N of Miss	3	19	9	6	37	

Table 115: It is important to think before you act.





Response	6	8	10	12	Total	
NO!	2.5	0.7	3.0	1.1	1.9	
no	3.1	6.8	6.2	3.4	5.0	
yes	23.9	37.4	47.9	38.1	36.4	
YES!	70.6	55.1	43.0	57.4	56.7	
N of Valid	326	294	305	176	1101	
N of Miss	4	19	9	6	38	

Table 116: Sometimes I think that life is not worth it.





Response	6	8	10	12	Total	
NO!	56.4	47.4	34.4	43.8	45.8	
no	20.6	27.0	27.2	27.3	25.2	
yes	16.8	19.0	25.6	22.2	20.7	
YES!	6.2	6.6	12.8	6.8	8.2	
N of Valid	321	289	305	176	1091	
N of Miss	9	24	9	6	48	

Table 117: At times I think I am no good at all.

Response	6	8	10	12	Total	
NO!	32.0	32.3	21.1	35.8	29.7	
no	28.9	28.2	33.9	25.0	29.5	
yes	29.2	29.9	30.6	31.3	30.1	
YES!	9.8	9.6	14.5	8.0	10.8	
N of Valid	325	291	304	176	1096	
N of Miss	5	21	10	6	42	

Table 118: All in all, I am inclined to think that I am a failure.

Response	6	8	10	12	Total	
NO!	56.9	48.1	35.5	47.2	47.0	
no	24.4	34.7	38.5	37.5	33.2	
yes	14.7	13.1	17.4	11.4	14.5	
YES!	4.1	4.1	8.6	4.0	5.3	
N of Valid	320	291	304	176	1091	
N of Miss	10	22	9	6	47	

Table 119: In the past year, have you felt depressed or sad MOST days, even if you felt okay sometimes?

Response	6	8	10	12	Total	
NO!	30.7	33.1	26.0	35.8	30.9	
no	25.8	26.2	30.3	34.1	28.5	
yes	29.5	29.0	31.6	19.9	28.4	
YES!	14.0	11.7	12.2	10.2	12.3	
N of Valid	322	290	304	176	1092	
N of Miss	8	23	10	6	47	

Table 120: It is all right to beat up people if they start the fight.

Response	6	8	10	12	Total	
NO!	51.9	34.1	17.9	25.0	33.5	
no	23.1	26.6	24.6	19.9	23.9	
yes	16.4	21.2	32.6	30.1	24.3	
YES!	8.6	18.1	24.9	25.0	18.3	
N of Valid	324	293	301	176	1094	
N of Miss	6	20	13	6	45	

Table 121: I think it is okay to take something without asking if you can get away with it.

Response	6	8	10	12	Total	
NO!	77.4	57.9	44.0	54.9	59.4	
no	20.4	34.6	42.3	37.1	32.9	
yes	1.9	6.8	10.7	5.7	6.2	
YES!	0.3	0.7	3.0	2.3	1.5	
N of Valid	323	292	300	175	1090	
N of Miss	7	21	14	7	49	

Table 122: Sometimes we don't know what we will do as adults, but we may have an idea. Please answer how true these statements may be for you. WHEN I AM AN ADULT I WILL: smoke cigarettes.

Response	6	8	10	12	Total	
NO!	80.0	69.4	57.0	60.8	67.8	
no	16.3	21.6	23.0	19.9	20.1	
yes	3.4	6.5	13.3	13.6	8.6	
YES!	0.3	2.4	6.7	5.7	3.5	
N of Valid	325	291	300	176	1092	
N of Miss	4	21	14	6	45	

Table 123: Sometimes we don't know what we will do as adults, but we may have an idea. Please answer how true these statements may be for you. WHEN I AM AN ADULT I WILL: drink beer, wine, or liquor.

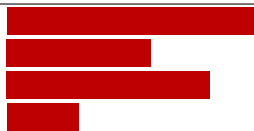
Response	6	8	10	12	Total	
NO!	61.1	37.2	23.7	23.9	38.5	
no	22.2	28.6	19.1	10.8	21.2	
yes	15.1	27.9	43.1	44.9	31.0	
YES!	1.5	6.2	14.0	20.5	9.3	
N of Valid	324	290	299	176	1089	
N of Miss	6	22	15	6	49	

Table 124: Sometimes we don't know what we will do as adults, but we may have an idea. Please answer how true these statements may be for you. WHEN I AM AN ADULT I WILL: smoke marijuana.


Response	6	8	10	12	Total	
NO!	92.6	81.7	62.0	60.0	76.1	
no	6.5	12.8	21.9	17.1	14.1	
yes	0.9	2.8	11.8	14.3	6.5	
YES!	0.0	2.8	4.4	8.6	3.3	
N of Valid	325	290	297	175	1087	
N of Miss	5	23	17	7	52	

Table 125: Sometimes we don't know what we will do as adults, but we may have an idea. Please answer how true these statements may be for you. WHEN I AM AN ADULT I WILL: use LSD, cocaine, amphetamines or another illegal drug.


Response	6	8	10	12	Total	
NO!	95.4	89.0	85.7	84.0	89.2	
no	4.6	10.7	12.3	9.7	9.2	
yes	0.0	0.3	1.3	4.0	1.1	
YES!	0.0	0.0	0.7	2.3	0.6	
N of Valid	325	290	300	175	1090	
N of Miss	5	22	14	7	48	

Table 126: How much do you think people risk harming themselves (physically or in other ways) if they: smoked one or more packs of cigarettes per day?





Response	6	8	10	12	Total	
No risk	6.8	1.7	3.4	1.7	3.7	
Slight risk	4.3	6.2	11.1	8.1	7.3	
Moderate risk	19.2	21.3	23.9	29.5	22.7	
Great risk	69.7	70.8	61.6	60.7	66.3	
N of Valid	323	291	297	173	1084	
N of Miss	7	22	17	9	55	

Table 127: How much do you think people risk harming themselves (physically or in other ways) if they: try marijuana once or twice?





Response	6	8	10	12	Total	
No risk	7.7	13.4	28.6	35.8	19.4	
Slight risk	21.1	17.8	25.5	26.6	22.3	
Moderate risk	31.9	26.0	23.8	15.6	25.5	
Great risk	39.3	42.8	22.1	22.0	32.8	
N of Valid	323	292	294	173	1082	
N of Miss	7	21	20	9	57	

Table 128: How much do you think people risk harming themselves (physically or in other ways) if they: smoke marijuana regularly?





Response	6	8	10	12	Total	
No risk	7.3	6.9	13.1	11.7	9.5	
Slight risk	2.5	5.2	12.8	19.3	8.7	
Moderate risk	7.3	10.3	19.0	19.9	13.3	
Great risk	82.9	77.6	55.0	49.1	68.5	
N of Valid	315	290	289	171	1065	
N of Miss	12	23	25	11	71	

Table 129: How much do you think people risk harming themselves (physically or in other ways) if they: take one or two drinks of an alcoholic beverage (beer, wine, liquor) nearly every day?

Response	6	8	10	12	Total	
No risk	9.3	7.6	12.2	12.1	10.1	
Slight risk	19.9	29.0	31.1	26.6	26.5	
Moderate risk	31.2	28.3	30.7	32.9	30.6	
Great risk	39.6	35.2	26.0	28.3	32.9	
N of Valid	321	290	296	173	1080	
N of Miss	9	23	18	9	59	

Table 130: How much do you think people risk harming themselves (physically or in other ways) if they: have five or more drinks once or twice each weekend?

Response	6	8	10	12	Total	
No risk	7.5	4.8	7.8	4.6	6.4	
Slight risk	8.4	16.8	18.7	20.8	15.5	
Moderate risk	29.6	27.8	31.6	30.1	29.7	
Great risk	54.5	50.5	41.8	44.5	48.4	
N of Valid	321	291	294	173	1079	
N of Miss	9	22	20	9	60	

Table 131: Have you ever used smokeless tobacco (chew, snuff, plug, dipping tobacco, or chewing tobacco)?

Response	6	8	10	12	Total	
Never	91.6	85.6	71.3	67.1	80.6	
Once or Twice	6.5	7.5	13.7	14.5	10.0	
Once in a while but not regularly	1.5	3.8	4.4	5.8	3.6	
Regularly in the past	0.3	0.7	5.5	4.0	2.4	
Regularly now	0.0	2.4	5.1	8.7	3.4	
N of Valid	323	292	293	173	1081	
N of Miss	7	21	21	9	58	

Table 132: How often have you taken smokeless tobacco during the past 30 days?


Response	6	8	10	12	Total	
Not at all	98.1	93.1	88.1	86.1	92.1	
Once or twice	1.2	3.8	4.4	2.9	3.0	
Once or twice per week	0.3	1.0	1.4	0.6	0.8	
Three to five times per week	0.0	0.7	0.7	2.9	0.8	
About once a day	0.0	0.3	2.0	0.6	0.7	
More than once a day	0.3	1.0	3.4	6.9	2.4	
N of Valid	323	291	295	173	1082	
N of Miss	7	22	19	9	57	

Table 133: Have you ever smoked cigarettes?


Response	6	8	10	12	Total	
Never	91.0	78.4	56.7	43.9	70.8	
Once or Twice	6.5	10.3	15.4	22.5	12.5	
Once in a while but not regularly	1.9	4.1	8.5	12.1	5.9	
Regularly in the past	0.6	3.4	4.4	8.1	3.6	
Regularly now	0.0	3.8	15.0	13.3	7.2	
N of Valid	323	292	293	173	1081	
N of Miss	6	21	21	9	57	

Table 134: How frequently have you smoked cigarettes during the past 30 days?


Response	6	8	10	12	Total	
Not at all	98.1	91.8	76.9	74.6	86.9	
Less than one cigarette per day	0.9	3.4	6.8	9.8	4.6	
One to five cigarettes per day	0.6	3.1	7.5	10.4	4.7	
About one-half pack per day	0.0	0.7	4.8	4.0	2.1	
About one pack per day	0.3	0.7	2.4	1.2	1.1	
About one and one-half packs per day	0.0	0.3	0.7	0.0	0.3	
Two packs or more per day	0.0	0.0	1.0	0.0	0.3	
N of Valid	323	292	294	173	1082	
N of Miss	7	21	20	9	57	

Table 135: Which statement best describes rules about smoking inside your home?

Response	6	8	10	12	Total	
Smoking is not allowed anywhere inside your home	65.2	67.9	58.4	71.7	65.1	
Smoking is allowed in some places and at some times	9.7	8.6	9.2	8.1	9.0	
Smoking is allowed anywhere inside the home	3.8	3.1	6.1	6.9	4.7	
There are no rules about smoking inside the home	6.6	6.9	11.9	6.4	8.1	
I don't know	14.7	13.4	14.3	6.9	13.0	
N of Valid	319	290	293	173	1075	
N of Miss	11	23	21	9	64	

Table 136: Which statement best describes rules about smoking in your family cars?

Response	6	8	10	12	Total	
Smoking is never allowed in any car	59.2	55.7	50.2	54.7	55.1	
Smoking is allowed sometimes or in some cars	12.2	12.1	11.3	14.0	12.2	
Smoking is allowed in any car anytime	7.8	6.6	8.2	9.3	7.8	
There are no rules about smoking in the car	6.6	11.4	15.8	12.2	11.3	
We do not have a family car	0.6	0.7	2.1	2.9	1.4	
I don't know	13.5	13.5	12.4	7.0	12.1	
N of Valid	319	289	291	172	1071	
N of Miss	11	24	23	10	68	

Table 137: During this school year, were you taught in any of your classes about the dangers of tobacco use?

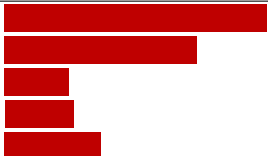
Response	6	8	10	12	Total	
Strongly agree	74.4	48.4	15.6	8.3	40.8	
Agree	18.5	33.9	33.3	33.3	29.1	
Disagree	1.3	3.2	13.5	19.0	8.0	
Strongly disagree	2.2	4.6	16.0	16.1	8.8	
I don't know	3.5	9.9	21.5	23.2	13.3	
N of Valid	313	283	288	168	1052	
N of Miss	17	30	26	14	87	

Table 138: During the past 12 months, have you participated in any community activities to discourage people your age from using cigarettes, chewing tobacco, snuff, dip or cigars?


Response	6	8	10	12	Total	
Strongly agree	23.4	29.3	9.0	10.1	18.9	
Agree	20.5	26.5	17.0	15.4	20.3	
Disagree	16.0	12.0	20.4	23.7	17.4	
Strongly disagree	11.9	14.1	29.1	29.0	19.9	
I don't know	28.2	18.0	24.6	21.9	23.5	
N of Valid	312	283	289	169	1053	
N of Miss	18	30	25	13	86	

Table 139: On how many occasions have you had alcoholic beverages (beer, wine or hard liquor) to drink in your lifetime - more than just a few sips?

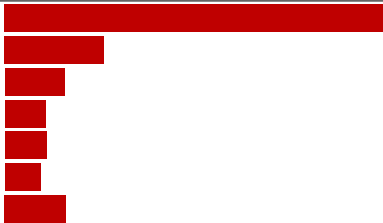
Response	6	8	10	12	Total	
0	83.0	68.4	43.1	30.2	59.9	
1-2	12.3	16.3	14.2	11.6	13.8	
3-5	3.7	5.2	9.4	14.0	7.3	
6-9	0.6	4.2	6.9	5.8	4.1	
10-19	0.0	2.8	8.0	8.7	4.3	
20-39	0.0	0.3	5.6	9.9	3.2	
40+	0.3	2.8	12.8	19.8	7.5	
N of Valid	324	288	288	172	1072	
N of Miss	6	25	23	10	64	

Table 140: On how many occasions have you had beer, wine or hard liquor to drink during the past 30 days?


Response	6	8	10	12	Total	
0	98.2	89.5	70.7	60.1	82.3	
1-2	1.2	7.3	15.5	17.9	9.4	
3-5	0.3	2.1	4.5	7.5	3.1	
6-9	0.3	0.3	3.1	6.4	2.0	
10-19	0.0	0.3	4.1	5.2	2.0	
20-39	0.0	0.0	0.7	1.7	0.5	
40+	0.0	0.3	1.4	1.2	0.7	
N of Valid	326	287	290	173	1076	
N of Miss	4	26	24	9	63	

Table 141: On how many occasions have you used marijuana (grass, pot) or hashish (hash, hash oil) in your lifetime?


Response	6	8	10	12	Total	
0	99.1	92.3	72.8	60.2	84.0	
1-2	0.6	1.4	7.3	11.7	4.4	
3-5	0.3	1.0	3.1	3.5	1.8	
6-9	0.0	0.7	1.4	2.9	1.0	
10-19	0.0	0.7	2.8	4.7	1.7	
20-39	0.0	0.7	1.7	3.5	1.2	
40+	0.0	3.1	10.8	13.5	5.9	
N of Valid	326	286	287	171	1070	
N of Miss	4	27	27	11	69	

Table 142: On how many occasions have you used marijuana (grass, pot) or hashish (hash, hash oil) during the past 30 days?


Response	6	8	10	12	Total	
0	100.0	94.8	87.6	83.7	92.6	
1-2	0.0	1.0	4.1	6.4	2.4	
3-5	0.0	1.0	1.4	2.3	1.0	
6-9	0.0	0.7	1.4	0.6	0.7	
10-19	0.0	0.3	2.8	2.3	1.2	
20-39	0.0	0.7	0.0	2.3	0.6	
40+	0.0	1.4	2.8	2.3	1.5	
N of Valid	326	286	290	172	1074	
N of Miss	4	27	24	9	64	

Table 143: On how many occasions have you used LSD or other psychedelics in your lifetime?


Response	6	8	10	12	Total	
0	99.7	99.3	97.6	93.6	98.0	
1-2	0.3	0.0	1.0	2.9	0.8	
3-5	0.0	0.0	1.0	1.2	0.5	
6-9	0.0	0.3	0.3	0.6	0.3	
10-19	0.0	0.3	0.0	1.2	0.3	
20-39	0.0	0.0	0.0	0.0	0.0	
40+	0.0	0.0	0.0	0.6	0.1	
N of Valid	325	286	289	173	1073	
N of Miss	5	27	25	9	66	

Table 144: On how many occasions have you used LSD or other psychedelics during the past 30 days?


Response	6	8	10	12	Total	
0	100.0	99.7	99.0	97.7	99.3	
1-2	0.0	0.0	1.0	0.6	0.4	
3-5	0.0	0.3	0.0	1.2	0.3	
6-9	0.0	0.0	0.0	0.6	0.1	
10-19	0.0	0.0	0.0	0.0	0.0	
20-39	0.0	0.0	0.0	0.0	0.0	
40+	0.0	0.0	0.0	0.0	0.0	
N of Valid	324	287	291	173	1075	
N of Miss	6	26	23	9	64	

Table 145: On how many occasions have you used cocaine or crack in your lifetime?


Response	6	8	10	12	Total	
0	100.0	99.7	98.3	93.7	98.4	
1-2	0.0	0.3	1.0	2.9	0.8	
3-5	0.0	0.0	0.0	0.6	0.1	
6-9	0.0	0.0	0.3	1.7	0.4	
10-19	0.0	0.0	0.3	0.6	0.2	
20-39	0.0	0.0	0.0	0.6	0.1	
40+	0.0	0.0	0.0	0.0	0.0	
N of Valid	326	287	290	174	1077	
N of Miss	4	26	24	8	62	

Table 146: On how many occasions have you used cocaine or crack during the past 30 days?


Response	6	8	10	12	Total	
0	100.0	100.0	99.3	98.3	99.5	
1-2	0.0	0.0	0.3	1.2	0.3	
3-5	0.0	0.0	0.3	0.0	0.1	
6-9	0.0	0.0	0.0	0.6	0.1	
10-19	0.0	0.0	0.0	0.0	0.0	
20-39	0.0	0.0	0.0	0.0	0.0	
40+	0.0	0.0	0.0	0.0	0.0	
N of Valid	325	287	289	173	1074	
N of Miss	5	26	25	9	65	

Table 147: On how many occasions have you sniffed glue, breathed the contents of an aerosol spray can, or inhaled other gases or sprays, in order to get high in your lifetime?


Response	6	8	10	12	Total	
0	89.9	88.5	86.2	85.5	87.8	
1-2	6.7	7.6	6.9	4.6	6.7	
3-5	0.9	1.7	2.4	4.6	2.1	
6-9	1.8	1.0	1.7	1.2	1.5	
10-19	0.3	0.7	1.0	2.3	0.9	
20-39	0.0	0.3	0.7	0.6	0.4	
40+	0.3	0.0	1.0	1.2	0.6	
N of Valid	326	288	290	173	1077	
N of Miss	4	25	24	9	62	

Table 148: On how many occasions have you sniffed glue, breathed the contents of an aerosol spray can, or inhaled other gases or sprays, in order to get high during the past 30 days?






Response	6	8	10	12	Total	
0	96.0	97.9	96.2	97.7	96.8	
1-2	3.4	1.4	2.4	1.1	2.2	
3-5	0.0	0.3	1.0	0.6	0.5	
6-9	0.3	0.3	0.0	0.6	0.3	
10-19	0.3	0.0	0.3	0.0	0.2	
20-39	0.0	0.0	0.0	0.0	0.0	
40+	0.0	0.0	0.0	0.0	0.0	
N of Valid	326	286	290	174	1076	
N of Miss	4	27	24	8	63	

Table 149: On how many occasions have you used phenoxydine (pox, px, breeze) in your lifetime?


Response	6	8	10	12	Total	
0	100.0	100.0	100.0	100.0	100.0	
1-2	0.0	0.0	0.0	0.0	0.0	
3-5	0.0	0.0	0.0	0.0	0.0	
6-9	0.0	0.0	0.0	0.0	0.0	
10-19	0.0	0.0	0.0	0.0	0.0	
20-39	0.0	0.0	0.0	0.0	0.0	
40+	0.0	0.0	0.0	0.0	0.0	
N of Valid	324	286	290	173	1073	
N of Miss	6	27	24	8	65	

Table 150: On how many occasions have you used phenoxydine (pox, px, breeze) during the past 30 days?


Response	6	8	10	12	Total	
0	100.0	100.0	100.0	100.0	100.0	
1-2	0.0	0.0	0.0	0.0	0.0	
3-5	0.0	0.0	0.0	0.0	0.0	
6-9	0.0	0.0	0.0	0.0	0.0	
10-19	0.0	0.0	0.0	0.0	0.0	
20-39	0.0	0.0	0.0	0.0	0.0	
40+	0.0	0.0	0.0	0.0	0.0	
N of Valid	325	285	289	173	1072	
N of Miss	5	27	25	9	66	

Table 151: On how many occasions have you used sedatives (tranquilizers, such as Valium or Xanax, barbiturates, or sleeping pills) without a doctor telling you to take them, in your lifetime?








Response	6	8	10	12	Total	
0	94.5	94.4	82.6	79.3	88.8	
1-2	3.7	2.1	6.3	3.4	3.9	
3-5	1.5	1.0	5.9	2.3	2.7	
6-9	0.3	1.0	1.7	4.6	1.6	
10-19	0.0	0.3	0.7	2.9	0.7	
20-39	0.0	0.0	0.7	3.4	0.7	
40+	0.0	1.0	2.1	4.0	1.5	
N of Valid	326	286	288	174	1074	
N of Miss	4	26	26	8	64	

Table 152: On how many occasions have you used sedatives (tranquilizers, such as Valium or Xanax, barbiturates, or sleeping pills) without a doctor telling you to take them, during the past 30 days?








Response	6	8	10	12	Total	
0	99.1	97.9	92.4	88.5	95.3	
1-2	0.6	1.4	4.2	3.4	2.2	
3-5	0.3	0.3	2.8	1.1	1.1	
6-9	0.0	0.0	0.3	3.4	0.7	
10-19	0.0	0.0	0.0	2.3	0.4	
20-39	0.0	0.0	0.0	0.6	0.1	
40+	0.0	0.3	0.3	0.6	0.3	
N of Valid	325	287	289	174	1075	
N of Miss	5	26	25	8	64	

Table 153: On how many occasions have you used methamphetamines (meth, speed, crank, crystal meth) in your lifetime?








Response	6	8	10	12	Total	
0	100.0	97.9	96.2	94.8	97.6	
1-2	0.0	1.0	1.0	1.1	0.7	
3-5	0.0	0.7	1.7	0.0	0.7	
6-9	0.0	0.0	0.0	1.1	0.2	
10-19	0.0	0.3	0.7	1.7	0.6	
20-39	0.0	0.0	0.0	0.6	0.1	
40+	0.0	0.0	0.3	0.6	0.2	
N of Valid	324	287	290	174	1075	
N of Miss	6	25	24	8	63	

Table 154: On how many occasions have you used methamphetamines (meth, speed, crank, crystal meth) in the past 30 days?





Response	6	8	10	12	Total	
0	100.0	99.7	99.0	97.7	99.3	
1-2	0.0	0.3	0.3	1.1	0.4	
3-5	0.0	0.0	0.0	1.1	0.2	
6-9	0.0	0.0	0.7	0.0	0.2	
10-19	0.0	0.0	0.0	0.0	0.0	
20-39	0.0	0.0	0.0	0.0	0.0	
40+	0.0	0.0	0.0	0.0	0.0	
N of Valid	325	287	290	174	1076	
N of Miss	5	26	24	8	63	

Table 155: On how many occasions have you used stimulants, other than Methamphetamines (such as amphetamines, Ritalin or Dexedrine) without a doctor telling you to take them, in your lifetime?








Response	6	8	10	12	Total	
0	99.7	98.6	94.5	90.8	96.5	
1-2	0.3	0.7	2.4	4.0	1.6	
3-5	0.0	0.3	1.0	1.2	0.6	
6-9	0.0	0.0	0.7	1.2	0.4	
10-19	0.0	0.3	0.3	1.7	0.5	
20-39	0.0	0.0	0.3	0.6	0.2	
40+	0.0	0.0	0.7	0.6	0.3	
N of Valid	321	288	290	173	1072	
N of Miss	9	25	24	9	67	

Table 156: On how many occasions have you used stimulants, other than Methamphetamines (such as amphetamines, Ritalin or Dexedrine) without a doctor telling you to take them, during the past 30 days?


Response	6	8	10	12	Total	
0	100.0	100.0	98.6	98.8	99.4	
1-2	0.0	0.0	0.7	0.6	0.3	
3-5	0.0	0.0	0.0	0.6	0.1	
6-9	0.0	0.0	0.7	0.0	0.2	
10-19	0.0	0.0	0.0	0.0	0.0	
20-39	0.0	0.0	0.0	0.0	0.0	
40+	0.0	0.0	0.0	0.0	0.0	
N of Valid	325	286	289	173	1073	
N of Miss	5	27	24	9	65	

Table 157: On how many occasions have you used heroin or other opiates in your lifetime?


Response	6	8	10	12	Total	
0	100.0	99.3	97.6	96.5	98.6	
1-2	0.0	0.3	1.7	0.6	0.7	
3-5	0.0	0.3	0.3	1.2	0.4	
6-9	0.0	0.0	0.3	0.6	0.2	
10-19	0.0	0.0	0.0	0.6	0.1	
20-39	0.0	0.0	0.0	0.0	0.0	
40+	0.0	0.0	0.0	0.6	0.1	
N of Valid	325	286	289	173	1073	
N of Miss	5	27	25	9	66	

Table 158: On how many occasions have you used heroin or other opiates during the past 30 days?

Response	6	8	10	12	Total	
0	100.0	100.0	99.7	98.3	99.6	
1-2	0.0	0.0	0.3	1.2	0.3	
3-5	0.0	0.0	0.0	0.0	0.0	
6-9	0.0	0.0	0.0	0.6	0.1	
10-19	0.0	0.0	0.0	0.0	0.0	
20-39	0.0	0.0	0.0	0.0	0.0	
40+	0.0	0.0	0.0	0.0	0.0	
N of Valid	325	286	289	173	1073	
N of Miss	5	27	25	9	66	

Table 159: On how many occasions have you used MDMA ('X', 'E', or ecstasy) in your lifetime?

Response	6	8	10	12	Total	
0	100.0	98.6	95.8	91.4	97.1	
1-2	0.0	0.7	2.4	3.4	1.4	
3-5	0.0	0.0	1.0	2.3	0.7	
6-9	0.0	0.3	0.3	0.6	0.3	
10-19	0.0	0.3	0.3	1.7	0.5	
20-39	0.0	0.0	0.0	0.6	0.1	
40+	0.0	0.0	0.0	0.0	0.0	
N of Valid	323	286	289	174	1072	
N of Miss	7	26	25	8	66	

Table 160: On how many occasions have you used MDMA ('X', 'E', or ecstasy) during the past 30 days?

Response	6	8	10	12	Total	
0	100.0	99.3	98.3	100.0	99.3	
1-2	0.0	0.7	1.4	0.0	0.6	
3-5	0.0	0.0	0.0	0.0	0.0	
6-9	0.0	0.0	0.0	0.0	0.0	
10-19	0.0	0.0	0.3	0.0	0.1	
20-39	0.0	0.0	0.0	0.0	0.0	
40+	0.0	0.0	0.0	0.0	0.0	
N of Valid	323	285	287	173	1068	
N of Miss	7	27	27	9	70	

Table 161: On how many occasions have you taken prescription drugs (such as Valium, Xanax, Ritalin, Adderall, OxyContin, Darvocet, or sleeping pills) on your own-that is, without a doctor telling you to take them in your lifetime?








Response	6	8	10	12	Total	
0	96.9	93.7	80.5	77.9	88.6	
1-2	2.5	2.4	8.0	4.7	4.3	
3-5	0.3	1.7	5.2	3.5	2.5	
6-9	0.0	0.7	2.8	3.5	1.5	
10-19	0.3	0.3	1.4	2.3	0.9	
20-39	0.0	0.3	0.3	0.6	0.3	
40+	0.0	0.7	1.7	7.6	1.9	
N of Valid	322	286	287	172	1067	
N of Miss	8	27	26	10	71	

Table 162: On how many occasions have you taken prescription drugs (such as Valium, Xanax, Ritalin, Adderall, OxyContin, Darvocet, or sleeping pills) on your own-that is, without a doctor telling you to take them during the past 30 days?








Response	6	8	10	12	Total	
0	99.4	98.6	93.0	89.0	95.8	
1-2	0.6	0.3	3.8	4.6	2.1	
3-5	0.0	0.0	1.7	2.9	0.9	
6-9	0.0	0.3	1.0	1.2	0.6	
10-19	0.0	0.0	0.3	0.6	0.2	
20-39	0.0	0.7	0.0	1.2	0.4	
40+	0.0	0.0	0.0	0.6	0.1	
N of Valid	322	286	287	173	1068	
N of Miss	8	27	27	9	71	

Table 163: On how many occasions have you taken non-prescription medicines such as diet pills (for example, Dietac, Dexatrim or Prolamine), stay-awake pills (for example No-Doz, Vivarin, or Wake), or cough or cold medicines (robos, DXM, etc.) to get high in your lifetime?








Response	6	8	10	12	Total	
0	96.3	96.2	89.9	89.5	93.5	
1-2	1.2	1.7	3.8	4.7	2.6	
3-5	1.2	1.4	2.4	1.2	1.6	
6-9	0.3	0.3	2.4	2.3	1.2	
10-19	0.6	0.3	0.3	1.8	0.7	
20-39	0.0	0.0	0.7	0.0	0.2	
40+	0.3	0.0	0.3	0.6	0.3	
N of Valid	325	286	288	171	1070	
N of Miss	5	27	26	11	69	

Table 164: On how many occasions have you taken non-prescription medicines such as diet pills (for example, Dietac, Dexatrim or Prolamine), stay-awake pills (for example No-Doz, Vivarin, or Wake), or cough or cold medicines (robos, DXM, etc.) to get high during the past 30 days?





Response	6	8	10	12	Total	
0	99.4	98.9	96.2	97.1	98.0	
1-2	0.6	0.7	2.8	2.3	1.5	
3-5	0.0	0.4	0.7	0.0	0.3	
6-9	0.0	0.0	0.3	0.6	0.2	
10-19	0.0	0.0	0.0	0.0	0.0	
20-39	0.0	0.0	0.0	0.0	0.0	
40+	0.0	0.0	0.0	0.0	0.0	
N of Valid	323	285	288	171	1067	
N of Miss	7	27	26	11	71	

Table 165: On how many occasions have you been drunk or very high from drinking alcoholic beverages during the past 30 days?








Response	6	8	10	12	Total	
0	99.1	94.0	81.5	69.4	88.3	
1-2	0.9	3.5	8.0	14.1	5.6	
3-5	0.0	1.4	3.5	8.2	2.6	
6-9	0.0	0.0	3.8	2.9	1.5	
10-19	0.0	0.4	1.4	3.5	1.0	
20-39	0.0	0.4	0.7	0.6	0.4	
40+	0.0	0.4	1.0	1.2	0.6	
N of Valid	325	284	286	170	1065	
N of Miss	5	29	27	12	73	

Table 166: On how many occasions have you drunk flavored alcoholic beverages, sometimes called 'alcopops' (like Mike's Hard Lemonade, Smirnoff Ice, Bacardi Breezers, etc.) in your lifetime?








Response	6	8	10	12	Total	
0	92.6	79.3	56.3	41.9	71.1	
1-2	4.6	8.9	12.6	14.0	9.4	
3-5	2.5	4.3	8.7	11.0	6.0	
6-9	0.0	3.2	7.0	6.4	3.8	
10-19	0.0	2.1	4.2	11.0	3.5	
20-39	0.0	0.4	2.4	5.2	1.6	
40+	0.3	1.8	8.7	10.5	4.6	
N of Valid	323	280	286	172	1061	
N of Miss	7	32	28	10	77	

Table 167: On how many occasions have you drunk flavored alcoholic beverages, sometimes called 'alcopops' (like Mike's Hard Lemonade, Smirnoff Ice, Bacardi Breezers, etc.) during the past 30 days?


Response	6	8	10	12	Total	
0	98.5	92.6	82.1	76.2	88.8	
1-2	0.9	5.3	10.7	11.6	6.5	
3-5	0.6	0.7	3.1	7.0	2.3	
6-9	0.0	0.7	1.0	2.3	0.8	
10-19	0.0	0.4	1.7	2.3	0.9	
20-39	0.0	0.4	0.3	0.0	0.2	
40+	0.0	0.0	1.0	0.6	0.4	
N of Valid	323	282	290	172	1067	
N of Miss	7	31	24	10	72	

Table 168: Think back over the last two weeks. How many times have you had five or more alcoholic drinks in a row?


Response	6	8	10	12	Total	
None	99.4	93.7	80.8	71.1	88.3	
Once	0.3	2.8	6.3	11.6	4.4	
Twice	0.0	1.0	5.2	6.4	2.7	
3-5 times	0.0	1.0	4.2	7.5	2.6	
6-9 times	0.0	0.3	1.4	2.3	0.8	
10 or more times	0.3	1.0	2.1	1.2	1.1	
N of Valid	326	287	286	173	1072	
N of Miss	4	26	27	9	66	

Table 169: During the past 30 days, how many times did you ride in a car or other vehicle driven by someone who had been drinking alcohol?


Response	6	8	10	12	Total	
0 times	88.2	81.7	80.8	83.8	83.8	
1 time	6.8	9.9	9.1	4.6	7.9	
2 or 3 times	3.4	4.9	5.9	8.7	5.4	
4 or 5 times	0.0	1.1	2.8	1.7	1.3	
6 or more times	1.6	2.5	1.4	1.2	1.7	
N of Valid	322	284	286	173	1065	
N of Miss	8	29	27	9	73	

Table 170: During the past 30 days, how many times did you drive a car or other vehicle when you had been drinking alcohol?

Response	6	8	10	12	Total	
I did not drive a car in the past 30 days	58.5	49.5	34.6	16.8	42.8	
0 times	40.9	48.0	60.4	75.7	53.8	
1 time	0.3	1.1	2.5	4.0	1.7	
2 or 3 times	0.3	1.4	2.1	1.7	1.3	
4 or 5 times	0.0	0.0	0.4	0.0	0.1	
6 or more times	0.0	0.0	0.0	1.7	0.3	
N of Valid	313	277	280	173	1043	
N of Miss	10	29	28	9	76	

Table 171: If you drank alcohol (not just a sip or taste) in the past year, how did you usually get it?

Response	6	8	10	12	Total	
I did not drink alcohol in the past year	92.1	81.2	50.4	38.2	69.3	
I bought it myself with a fake ID	0.0	0.0	0.0	0.0	0.0	
I bought it myself without a fake ID	0.0	0.0	0.4	1.2	0.3	
I got it from someone I know age 21 or older	1.6	4.7	16.3	34.1	11.7	
I got it from someone I know under age 21	0.3	2.5	5.1	4.7	2.9	
I got it from my brother or sister	0.3	0.4	3.3	1.2	1.3	
I got it from home with my parents' permission	1.3	4.3	6.9	4.7	4.1	
I got it from home without my parents' permission	0.3	2.9	3.6	2.4	2.2	
I got it from another relative	0.6	1.1	2.9	3.5	1.8	
A stranger bought it for me	0.0	0.0	0.7	0.0	0.2	
I took it from a store or shop	0.0	0.4	0.4	0.0	0.2	
Other	3.5	2.5	10.1	10.0	6.1	
N of Valid	316	276	276	170	1038	
N of Miss	14	36	32	11	93	

Table 172: If you drank alcohol (not just a sip or taste) in the past year, where did you usually drink it?

Response	6	8	10	12	Total	
I did not drink alcohol in the past year	93.0	82.1	52.6	38.3	70.5	
at my home	3.8	7.7	19.1	11.4	10.1	
at someone else's home	2.2	8.4	22.4	40.7	15.5	
at an open area like a park, beach, field, back road, woods, or a street corner	1.0	0.7	4.4	7.2	2.8	
at a sporting event or concert	0.0	0.4	0.0	0.0	0.1	
at a restaurant, bar, or a nightclub	0.0	0.4	0.0	0.6	0.2	
at an empty building or a construction site	0.0	0.0	0.4	0.0	0.1	
at a hotel/motel	0.0	0.4	0.4	0.6	0.3	
in a car	0.0	0.0	0.7	0.6	0.3	
at school	0.0	0.0	0.0	0.6	0.1	
N of Valid	315	273	272	167	1027	
N of Miss	15	37	35	12	99	

Table 173: During the last month, about how many marijuana cigarettes, or the equivalent, did you smoke a day, on the average?

Response	6	8	10	12	Total	
None	98.5	93.5	85.5	81.3	90.9	
Less than 1 a day	1.2	1.4	5.3	7.6	3.4	
1 a day	0.3	0.0	2.5	0.0	0.8	
2-3 a day	0.0	0.7	2.8	6.4	2.0	
4-6 a day	0.0	2.9	1.4	3.5	1.7	
7-10 a day	0.0	0.4	0.7	0.0	0.3	
11 or more a day	0.0	1.1	1.8	1.2	0.9	
N of Valid	324	277	283	171	1055	
N of Miss	6	36	31	11	84	

Table 174: How wrong would most adults (over 21) in your neighborhood think it is for kids your age: to use marijuana?





Response	6	8	10	12	Total	
Very wrong	91.6	80.6	71.5	65.5	79.1	
Wrong	7.7	11.4	15.3	16.4	12.1	
A little bit wrong	0.3	5.5	7.8	10.5	5.3	
Not wrong at all	0.3	2.6	5.3	7.6	3.4	
N of Valid	323	273	281	171	1048	
N of Miss	7	38	33	11	89	

Table 175: How wrong would most adults (over 21) in your neighborhood think it is for kids your age: to drink alcohol?





Response	6	8	10	12	Total	
Very wrong	77.3	61.3	50.2	41.5	60.0	
Wrong	15.0	19.7	24.2	26.3	20.5	
A little bit wrong	6.2	13.1	17.8	24.0	14.0	
Not wrong at all	1.6	5.8	7.8	8.2	5.4	
N of Valid	321	274	281	171	1047	
N of Miss	8	39	33	11	91	

Table 176: How wrong would most adults (over 21) in your neighborhood think it is for kids your age: to smoke cigarettes?





Response	6	8	10	12	Total	
Very wrong	81.3	63.6	53.4	35.7	61.7	
Wrong	9.4	19.6	20.6	28.1	18.1	
A little bit wrong	6.9	11.3	15.7	21.6	12.8	
Not wrong at all	2.5	5.5	10.3	14.6	7.4	
N of Valid	320	275	281	171	1047	
N of Miss	8	38	33	11	90	

Table 177: How much do each of the following statements describe your neighborhood? crime and/or drug selling


Response	6	8	10	12	Total	
NO!	80.0	70.3	64.8	64.5	70.8	
no	14.7	18.7	23.1	23.3	19.4	
yes	4.1	7.7	9.6	8.7	7.3	
YES!	1.3	3.3	2.5	3.5	2.5	
N of Valid	320	273	281	172	1046	
N of Miss	10	40	32	10	92	

Table 178: How much do each of the following statements describe your neighborhood? fights

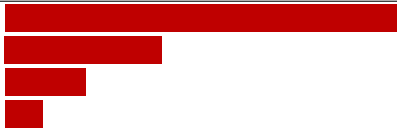
Response	6	8	10	12	Total	
NO!	66.6	59.3	61.8	58.7	62.1	
no	21.3	25.3	22.5	26.2	23.4	
yes	10.6	11.0	9.6	12.8	10.8	
YES!	1.6	4.4	6.1	2.3	3.6	
N of Valid	320	273	280	172	1045	
N of Miss	10	40	32	10	92	

Table 179: How much do each of the following statements describe your neighborhood? lots of empty or abandoned buildings


Response	6	8	10	12	Total	
NO!	70.0	64.5	66.2	65.1	66.7	
no	22.2	26.4	25.3	25.0	24.6	
yes	6.9	5.9	6.4	8.1	6.7	
YES!	0.9	3.3	2.1	1.7	2.0	
N of Valid	320	273	281	172	1046	
N of Miss	10	40	33	10	93	

Table 180: How much do each of the following statements describe your neighborhood? lots of graffiti

Response	6	8	10	12	Total	
NO!	78.9	72.2	71.6	71.5	73.9	
no	15.8	25.3	22.3	25.0	21.6	
yes	3.8	1.5	4.3	1.7	3.0	
YES!	1.6	1.1	1.8	1.7	1.5	
N of Valid	317	273	282	172	1044	
N of Miss	13	40	32	10	95	

Table 181: If I had to move, I would miss the neighborhood I now live in.

Response	6	8	10	12	Total	
NO!	11.0	14.4	17.1	10.5	13.4	
no	12.5	18.1	22.1	18.6	17.6	
yes	30.7	30.4	31.4	37.2	31.9	
YES!	45.8	37.0	29.3	33.7	37.1	
N of Valid	319	270	280	172	1041	
N of Miss	11	43	34	10	98	

Table 182: My neighbors notice when I am doing a good job and let me know about it.

Response	6	8	10	12	Total	
NO!	27.0	28.4	39.4	35.3	32.1	
no	35.9	40.6	36.9	42.9	38.6	
yes	22.9	24.0	18.3	13.5	20.4	
YES!	14.3	7.0	5.4	8.2	9.0	
N of Valid	315	271	279	170	1035	
N of Miss	15	42	35	12	104	

Table 183: I like my neighborhood.

Response	6	8	10	12	Total	
NO!	6.3	11.2	16.1	8.2	10.6	
no	10.1	13.5	14.7	12.3	12.6	
yes	36.1	44.2	44.4	52.6	43.2	
YES!	47.5	31.1	24.7	26.9	33.7	
N of Valid	316	267	279	171	1033	
N of Miss	14	45	35	11	105	

Table 184: There are lots of adults in my neighborhood I could talk to about something important.

Response	6	8	10	12	Total	
NO!	16.8	25.0	31.8	27.5	24.7	
no	29.4	31.0	30.7	35.7	31.2	
yes	26.6	26.9	26.7	26.9	26.7	
YES!	27.2	17.2	10.8	9.9	17.3	
N of Valid	316	268	277	171	1032	
N of Miss	14	44	37	11	106	

Table 185: I'd like to get out of my neighborhood.

Response	6	8	10	12	Total	
NO!	51.7	35.1	29.1	29.4	37.6	
no	28.6	38.8	35.6	41.2	35.2	
yes	12.4	15.3	21.2	20.6	16.9	
YES!	7.3	10.8	14.0	8.8	10.3	
N of Valid	315	268	278	170	1031	
N of Miss	15	45	35	12	107	

Table 186: There are people in my neighborhood who are proud of me when I do something well.

Response	6	8	10	12	Total	
NO!	15.3	22.3	27.0	23.4	21.6	
no	27.1	31.2	30.6	32.7	30.0	
yes	34.7	32.0	34.9	32.2	33.6	
YES!	22.9	14.5	7.6	11.7	14.7	
N of Valid	314	269	278	171	1032	
N of Miss	16	44	36	11	107	

Table 187: There are people in my neighborhood who encourage me to do my best.

Response	6	8	10	12	Total	
NO!	14.6	20.4	30.9	24.1	22.1	
no	27.0	27.9	20.9	34.7	26.8	
yes	33.0	32.0	38.5	28.8	33.5	
YES!	25.4	19.7	9.7	12.4	17.5	
N of Valid	315	269	278	170	1032	
N of Miss	15	44	35	12	106	

Table 188: I feel safe in my neighborhood.

Response	6	8	10	12	Total	
NO!	7.0	8.6	7.9	3.5	7.1	
no	14.6	12.6	13.4	6.5	12.4	
yes	34.5	41.6	47.3	46.5	41.8	
YES!	44.0	37.2	31.4	43.5	38.8	
N of Valid	316	269	277	170	1032	
N of Miss	14	44	36	12	106	

Table 189: Which of the following activities for people your age are available in your community? sports teams?



Response	6	8	10	12	Total	
No	10.4	7.1	11.1	5.9	9.0	
Yes	89.6	92.9	88.9	94.1	91.0	
N of Valid	318	268	279	170	1035	
N of Miss	12	45	35	12	104	

Table 190: Which of the following activities for people your age are available in your community? scouting?



Response	6	8	10	12	Total	
No	30.9	31.8	40.6	32.9	34.1	
Yes	69.1	68.2	59.4	67.1	65.9	
N of Valid	311	264	276	167	1018	
N of Miss	19	49	38	15	121	

Table 191: Which of the following activities for people your age are available in your community? boys and girls clubs?



Response	6	8	10	12	Total	
No	44.7	38.0	48.5	40.2	43.3	
Yes	55.3	62.0	51.5	59.8	56.7	
N of Valid	309	263	274	169	1015	
N of Miss	20	50	40	13	123	

Table 192: Which of the following activities for people your age are available in your community? 4-H clubs?



Response	6	8	10	12	Total	
No	46.4	28.2	32.7	25.0	34.2	
Yes	53.6	71.8	67.3	75.0	65.8	
N of Valid	293	266	275	168	1002	
N of Miss	37	47	39	14	137	

Table 193: Which of the following activities for people your age are available in your community? service clubs?



Response	6	8	10	12	Total	
No	43.5	37.2	37.6	24.6	37.1	
Yes	56.5	62.8	62.4	75.4	62.9	
N of Valid	301	261	274	167	1003	
N of Miss	29	52	40	15	136	

Table 194: If a kid smoked marijuana in your neighborhood would he or she be caught by the police?





Response	6	8	10	12	Total	
NO!	10.7	14.3	25.4	25.3	18.0	
no	20.1	38.7	47.0	43.5	36.0	
yes	34.9	22.2	21.1	21.8	25.8	
YES!	34.3	24.8	6.5	9.4	20.2	
N of Valid	318	266	279	170	1033	
N of Miss	11	47	35	12	105	

Table 195: If a kid drank some beer, wine or hard liquor (for example, vodka, whiskey, or gin) in your neighborhood would he or she be caught by the police?





Response	6	8	10	12	Total	
NO!	11.9	17.7	30.7	31.2	21.7	
no	29.5	46.8	51.4	49.4	43.1	
yes	30.4	19.2	12.9	12.4	19.8	
YES!	28.2	16.2	5.0	7.1	15.4	
N of Valid	319	265	280	170	1034	
N of Miss	11	48	34	12	105	

Table 196: If a kid carried a handgun in your neighborhood would he or she be caught by the police?





Response	6	8	10	12	Total	
NO!	8.8	16.2	22.5	21.2	16.5	
no	19.8	31.7	37.5	32.9	29.8	
yes	32.1	27.9	28.2	33.5	30.2	
YES!	39.3	24.2	11.8	12.4	23.5	
N of Valid	318	265	280	170	1033	
N of Miss	12	48	33	12	105	

Table 197: If you wanted to get some cigarettes, how easy would it be for you to get some?





Response	6	8	10	12	Total	
Very hard	70.0	47.6	23.0	12.4	42.1	
Sort of hard	12.6	11.4	10.8	3.0	10.2	
Sort of easy	8.8	23.2	24.8	20.1	18.7	
Very easy	8.5	17.7	41.4	64.5	28.9	
N of Valid	317	271	278	169	1035	
N of Miss	13	42	36	13	104	

Table 198: If you wanted to get some beer, wine or hard liquor (for example, vodka, whiskey, or gin), how easy would it be for you to get some?





Response	6	8	10	12	Total	
Very hard	68.7	42.6	22.7	13.7	40.4	
Sort of hard	13.4	15.9	11.5	11.3	13.2	
Sort of easy	10.9	20.0	28.8	31.5	21.5	
Very easy	7.0	21.5	37.1	43.5	24.9	
N of Valid	313	270	278	168	1029	
N of Miss	17	43	36	14	110	

Table 199: If you wanted to get a drug like cocaine, LSD, or amphetamines, how easy would it be for you to get some?





Response	6	8	10	12	Total	
Very hard	93.0	82.2	66.1	57.7	77.1	
Sort of hard	5.4	9.3	15.2	23.8	12.1	
Sort of easy	0.6	3.3	11.6	13.1	6.3	
Very easy	1.0	5.2	7.2	5.4	4.5	
N of Valid	313	270	277	168	1028	
N of Miss	16	43	37	14	110	

Table 200: If you wanted to get a handgun, how easy would it be for you to get one?





Response	6	8	10	12	Total	
Very hard	70.8	55.0	43.0	39.9	54.1	
Sort of hard	12.2	16.0	19.1	17.3	15.9	
Sort of easy	9.3	11.9	17.0	19.0	13.6	
Very easy	7.7	17.1	20.9	23.8	16.4	
N of Valid	312	269	277	168	1026	
N of Miss	18	44	37	14	113	

Table 201: If you wanted to get some marijuana, how easy would it be for you to get some?





Response	6	8	10	12	Total	
Very hard	89.5	69.6	41.5	25.6	60.9	
Sort of hard	5.1	8.1	6.1	11.9	7.3	
Sort of easy	3.2	7.0	17.0	16.7	10.1	
Very easy	2.2	15.2	35.4	45.8	21.7	
N of Valid	313	270	277	168	1028	
N of Miss	17	43	37	14	111	

Table 202: During the past 12 months, have you participated in any alcohol prevention programs or seen any alcohol prevention messages in your school or community? Yes, a school-based program focused on preventing underage drinking and/or drinking and driving.



Response	6	8	10	12	Total	
No	37.9	54.0	79.3	79.7	60.4	
Yes	62.1	46.0	20.7	20.3	39.6	
N of Valid	330	313	314	182	1139	
N of Miss	0	0	0	0	0	

Table 203: During the past 12 months, have you participated in any alcohol prevention programs or seen any alcohol prevention messages in your school or community? Yes, a community-based program focused on preventing underage drinking and/or drinking and driving (for example, through your church or temple or through youth groups like Boys and Girls Club or 4-H).



Response	6	8	10	12	Total	
No	84.5	78.9	92.4	96.7	87.1	
Yes	15.5	21.1	7.6	3.3	12.9	
N of Valid	330	313	314	182	1139	
N of Miss	0	0	0	0	0	

Table 204: During the past 12 months, have you participated in any alcohol prevention programs or seen any alcohol prevention messages in your school or community? Yes, a media campaign addressing underage drinking and/or drinking and driving (for example, newspaper ads, posters, pamphlets, radio, TV).



Response	6	8	10	12	Total	
No	86.7	86.9	87.9	88.5	87.4	
Yes	13.3	13.1	12.1	11.5	12.6	
N of Valid	330	313	314	182	1139	
N of Miss	0	0	0	0	0	

Table 205: During the past 12 months, have you participated in any alcohol prevention programs or seen any alcohol prevention messages in your school or community? No



Response	6	8	10	12	Total	
No	70.0	68.7	40.1	35.7	55.9	
Yes	30.0	31.3	59.9	64.3	44.1	
N of Valid	330	313	314	182	1139	
N of Miss	0	0	0	0	0	

Table 206: How wrong do your parents feel it would be for YOU to: drink beer, wine or hard liquor (for example, vodka, whiskey or gin) regularly?


Response	6	8	10	12	Total	
Very wrong	86.2	74.4	66.1	54.8	72.6	
Wrong	10.7	15.6	14.2	18.5	14.2	
A little bit wrong	2.8	7.8	14.6	23.8	10.7	
Not wrong at all	0.3	2.2	5.1	3.0	2.5	
N of Valid	319	270	274	168	1031	
N of Miss	11	43	40	14	108	

Table 207: How wrong do your parents feel it would be for YOU to: smoke cigarettes?


Response	6	8	10	12	Total	
Very wrong	90.6	82.2	73.0	61.9	79.0	
Wrong	7.2	12.6	15.3	21.4	13.1	
A little bit wrong	1.9	3.3	6.2	10.7	4.9	
Not wrong at all	0.3	1.9	5.5	6.0	3.0	
N of Valid	319	269	274	168	1030	
N of Miss	11	44	40	14	109	

Table 208: How wrong do your parents feel it would be for YOU to: smoke marijuana?


Response	6	8	10	12	Total	
Very wrong	98.1	91.8	83.5	74.7	88.8	
Wrong	1.9	4.1	6.2	8.4	4.7	
A little bit wrong	0.0	1.9	5.5	9.6	3.5	
Not wrong at all	0.0	2.2	4.8	7.2	3.0	
N of Valid	316	268	273	166	1023	
N of Miss	14	45	41	16	116	

Table 209: How wrong do your parents feel it would be for YOU to: steal something worth more than \$5?





Response	6	8	10	12	Total	
Very wrong	86.8	88.8	82.8	83.9	85.8	
Wrong	11.0	7.5	11.3	13.1	10.5	
A little bit wrong	2.2	3.0	4.4	2.4	3.0	
Not wrong at all	0.0	0.7	1.5	0.6	0.7	
N of Valid	318	267	274	168	1027	
N of Miss	12	46	40	14	112	

Table 210: How wrong do your parents feel it would be for YOU to: draw graffiti, write things, or draw pictures on buildings or other property (without the owner's permission)?





Response	6	8	10	12	Total	
Very wrong	90.6	84.6	79.1	73.2	83.2	
Wrong	6.9	10.5	11.7	20.8	11.4	
A little bit wrong	1.6	2.6	7.0	3.0	3.5	
Not wrong at all	0.9	2.2	2.2	3.0	1.9	
N of Valid	320	267	273	168	1028	
N of Miss	10	46	41	14	111	

Table 211: How wrong do your parents feel it would be for YOU to: pick a fight with someone?





Response	6	8	10	12	Total	
Very wrong	69.6	53.9	51.8	45.8	56.9	
Wrong	19.9	31.1	25.7	32.1	26.4	
A little bit wrong	8.9	11.6	16.2	17.9	13.0	
Not wrong at all	1.6	3.4	6.3	4.2	3.7	
N of Valid	316	267	272	168	1023	
N of Miss	14	46	42	14	116	

Table 212: During the past 12 months, have you talked with at least one of your parents about the dangers of underage drinking and/or drinking and driving? By parents, we mean either your biological parents, adoptive parents, stepparents, or adult guardians - whether or not they live with you.



Response	6	8	10	12	Total	
No	44.8	55.5	54.5	50.3	51.1	
Yes	55.2	44.5	45.5	49.7	48.9	
N of Valid	297	256	268	165	986	
N of Miss	33	57	46	17	153	

Table 213: Have any of your brothers or sisters ever: drunk beer, wine or hard liquor (for example, vodka, whiskey or gin)?




Response	6	8	10	12	Total	
No	68.7	55.9	37.6	33.3	51.3	
Yes	24.7	38.7	59.0	63.7	43.9	
I don't have any brothers or sisters	6.6	5.4	3.3	3.0	4.8	
N of Valid	316	261	271	168	1016	
N of Miss	14	52	42	14	122	

Table 214: Have any of your brothers or sisters ever: smoked marijuana?




Response	6	8	10	12	Total	
No	87.9	79.8	65.7	52.7	74.2	
Yes	5.4	14.8	31.4	44.2	21.1	
I don't have any brothers or sisters	6.7	5.3	3.0	3.0	4.7	
N of Valid	315	263	271	165	1014	
N of Miss	15	50	43	17	125	

Table 215: Have any of your brothers or sisters ever: smoked cigarettes?




Response	6	8	10	12	Total	
No	74.9	62.2	51.3	44.3	60.3	
Yes	18.4	32.4	45.4	52.7	34.8	
I don't have any brothers or sisters	6.7	5.3	3.3	3.0	4.8	
N of Valid	315	262	269	167	1013	
N of Miss	14	51	45	15	125	

Table 216: Have any of your brothers or sisters ever: taken a handgun to school?




Response	6	8	10	12	Total	
No	93.3	91.6	95.2	97.0	94.0	
Yes	0.0	2.7	1.8	0.0	1.2	
I don't have any brothers or sisters	6.7	5.7	3.0	3.0	4.8	
N of Valid	315	261	271	167	1014	
N of Miss	15	52	43	15	125	

Table 217: Have any of your brothers or sisters ever: been suspended or expelled from school?




Response	6	8	10	12	Total	
No	77.6	72.7	65.3	68.3	71.5	
Yes	15.8	21.9	31.0	28.7	23.5	
I don't have any brothers or sisters	6.6	5.4	3.7	3.0	4.9	
N of Valid	317	260	271	167	1015	
N of Miss	13	53	43	15	124	

Table 218: The rules in my family are clear.





Response	6	8	10	12	Total	
NO!	2.2	3.9	4.0	3.0	3.3	
no	4.8	6.2	12.9	10.8	8.3	
yes	33.0	39.4	43.8	38.6	38.4	
YES!	60.0	50.6	39.3	47.6	50.0	
N of Valid	315	259	272	166	1012	
N of Miss	15	54	42	16	127	

Table 219: People in my family often insult or yell at each other.

Response	6	8	10	12	Total	
NO!	35.5	27.0	21.1	24.6	27.6	
no	36.1	43.8	38.1	43.1	39.8	
yes	20.6	21.1	26.7	21.0	22.4	
YES!	7.7	8.2	14.1	11.4	10.2	
N of Valid	310	256	270	167	1003	
N of Miss	19	56	44	15	134	

Table 220: When I am not at home, one of my parents knows where I am and who I am with.

Response	6	8	10	12	Total	
NO!	3.5	3.1	4.1	4.2	3.7	
no	2.9	6.2	10.3	12.7	7.3	
yes	28.1	38.0	42.8	45.2	37.4	
YES!	65.5	52.7	42.8	38.0	51.6	
N of Valid	313	258	271	166	1008	
N of Miss	17	55	43	16	131	

Table 221: We argue about the same things in my family over and over.

Response	6	8	10	12	Total	
NO!	35.0	23.3	18.4	14.9	24.2	
no	36.7	36.8	31.6	38.7	35.7	
yes	20.9	30.2	32.4	32.1	28.2	
YES!	7.4	9.7	17.6	14.3	11.9	
N of Valid	311	258	272	168	1009	
N of Miss	19	55	42	14	130	

Table 222: If you drank some beer or wine or liquor (for example, vodka, whiskey, or gin) without your parents' permission, would you be caught by your parents?

Response	6	8	10	12	Total	
NO!	3.5	8.2	16.2	13.8	9.8	
no	6.4	18.8	28.7	43.1	21.6	
yes	17.5	25.0	27.2	25.1	23.3	
YES!	72.6	48.0	27.9	18.0	45.3	
N of Valid	314	256	272	167	1009	
N of Miss	16	57	42	15	130	

Table 223: My family has clear rules about alcohol and drug use.

Response	6	8	10	12	Total	
NO!	2.6	3.9	5.6	6.0	4.3	
no	8.4	14.8	15.6	15.0	13.1	
yes	19.3	22.3	34.2	38.9	27.3	
YES!	69.8	59.0	44.6	40.1	55.3	
N of Valid	311	256	269	167	1003	
N of Miss	19	57	44	15	135	

Table 224: If you carried a handgun without your parents' permission, would you be caught by your parents?

Response	6	8	10	12	Total	
NO!	3.5	7.1	9.7	10.3	7.2	
no	5.5	6.7	15.6	18.8	10.7	
yes	15.8	27.1	27.9	31.5	24.5	
YES!	75.2	59.2	46.8	39.4	57.6	
N of Valid	311	255	269	165	1000	
N of Miss	19	58	45	17	139	

Table 225: If you skipped school would you be caught by your parents?





Response	6	8	10	12	Total	
NO!	1.9	7.1	9.4	9.6	6.5	
no	6.4	14.3	17.6	16.8	13.1	
yes	18.5	24.6	30.7	36.5	26.3	
YES!	73.2	54.0	42.3	37.1	54.1	
N of Valid	313	252	267	167	999	
N of Miss	17	61	47	15	140	

Table 226: Do you feel very close to your mother?





Response	6	8	10	12	Total	
NO!	2.9	4.7	13.5	9.0	7.2	
no	3.9	12.6	13.2	16.2	10.6	
yes	18.4	33.5	38.3	28.1	29.2	
YES!	74.8	49.2	35.0	46.7	53.0	
N of Valid	310	254	266	167	997	
N of Miss	20	58	48	15	141	

Table 227: Do you share your thoughts and feelings with your mother?





Response	6	8	10	12	Total	
NO!	5.5	12.2	16.9	10.8	11.1	
no	16.5	28.6	24.1	26.3	23.2	
yes	30.6	27.1	35.7	29.3	30.9	
YES!	47.4	32.2	23.3	33.5	34.8	
N of Valid	310	255	266	167	998	
N of Miss	20	58	47	14	139	

Table 228: My parents ask me what I think before most family decisions affecting me are made.

Response	6	8	10	12	Total
NO!	8.9	10.7	16.7	16.1	12.7
no	18.2	24.6	26.8	26.8	23.6
yes	35.6	35.7	39.8	35.1	36.7
YES!	37.3	29.0	16.7	22.0	27.0
N of Valid	303	252	269	168	992
N of Miss	27	60	45	14	146

Table 229: Do you share your thoughts and feelings with your father?

Response	6	8	10	12	Total
NO!	15.4	18.8	23.7	19.3	19.1
no	24.2	27.6	30.1	29.5	27.5
yes	31.4	30.8	28.9	28.9	30.2
YES!	29.1	22.8	17.3	22.3	23.2
N of Valid	306	250	266	166	988
N of Miss	24	62	47	16	149

Table 230: Do you enjoy spending time with your mother?

Response	6	8	10	12	Total
NO!	2.9	4.3	10.2	6.6	5.8
no	3.9	11.0	9.4	11.4	8.5
yes	25.7	37.6	49.8	39.2	37.5
YES!	67.4	47.1	30.6	42.8	48.2
N of Valid	307	255	265	166	993
N of Miss	23	58	48	15	144

Table 231: Do you enjoy spending time with your father?

Response	6	8	10	12	Total	
NO!	5.8	10.0	15.0	15.8	11.0	
no	6.5	8.8	12.0	12.7	9.6	
yes	24.9	34.9	41.6	37.0	33.9	
YES!	62.8	46.2	31.5	34.5	45.5	
N of Valid	309	249	267	165	990	
N of Miss	21	64	47	17	149	

Table 232: If I had a personal problem, I could ask my mom or dad for help.

Response	6	8	10	12	Total	
NO!	4.2	7.9	12.6	11.4	8.6	
no	3.5	13.5	14.1	12.0	10.3	
yes	27.4	32.5	42.0	35.3	34.0	
YES!	64.8	46.0	31.2	41.3	47.1	
N of Valid	310	252	269	167	998	
N of Miss	20	59	45	15	139	

Table 233: Do you feel very close to your father?

Response	6	8	10	12	Total	
NO!	7.1	12.4	17.8	17.7	13.1	
no	7.8	15.1	16.4	20.1	14.0	
yes	23.1	26.7	34.2	30.5	28.2	
YES!	62.0	45.8	31.6	31.7	44.7	
N of Valid	308	251	269	164	992	
N of Miss	22	61	45	18	146	

Table 234: My parents give me lots of chances to do fun things with them.

Response	6	8	10	12	Total	
NO!	2.6	5.2	12.6	15.0	8.0	
no	9.6	23.0	22.2	24.0	18.8	
yes	32.8	25.8	41.9	32.3	33.4	
YES!	55.0	46.0	23.3	28.7	39.8	
N of Valid	311	248	270	167	996	
N of Miss	19	64	44	15	142	

Table 235: My parents ask if I've gotten my homework done.

Response	6	8	10	12	Total	
NO!	1.0	3.2	7.8	13.3	5.4	
no	4.1	5.6	12.7	19.3	9.3	
yes	24.8	35.2	47.4	39.8	35.9	
YES!	70.2	56.0	32.1	27.7	49.3	
N of Valid	315	250	268	166	999	
N of Miss	15	63	46	16	140	

Table 236: People in my family have serious arguments.

Response	6	8	10	12	Total	
NO!	37.2	25.6	22.7	20.5	27.6	
no	42.3	48.4	42.0	44.0	44.0	
yes	14.7	19.2	22.3	26.5	19.9	
YES!	5.8	6.8	13.0	9.0	8.5	
N of Valid	312	250	269	166	997	
N of Miss	18	63	45	16	142	

Table 237: Would your parents know if you did not come home on time?

Response	6	8	10	12	Total
NO!	2.3	2.4	5.2	4.8	3.5
no	6.8	13.3	10.8	10.2	10.1
yes	27.2	34.9	47.2	52.4	38.8
YES!	63.8	49.4	36.8	32.5	47.6
N of Valid	309	249	269	166	993
N of Miss	21	64	44	16	145

Table 238: It is important to be honest with your parents, even if they become upset or you get punished.

Response	6	8	10	12	Total
NO!	1.3	3.2	5.6	7.8	4.0
no	4.2	10.1	13.7	12.0	9.5
yes	24.7	32.3	42.6	42.2	34.3
YES!	69.9	54.4	38.1	38.0	52.1
N of Valid	312	248	270	166	996
N of Miss	18	65	44	16	143

Table 239: My parents notice when I am doing a good job and let me know about it.

Response	6	8	10	12	Total
Never or Almost Never	2.6	6.0	11.8	10.9	7.3
Sometimes	19.2	19.3	28.8	33.3	24.2
Often	32.4	36.5	34.3	25.5	32.8
All the time	45.8	38.2	25.1	30.3	35.7
N of Valid	312	249	271	165	997
N of Miss	17	64	43	17	141

Table 240: How often do your parents tell you they're proud of you for something you've done?





Response	6	8	10	12	Total	
Never or Almost Never	3.5	6.9	12.5	11.0	8.0	
Sometimes	19.9	21.0	28.0	34.8	24.8	
Often	33.0	30.2	33.2	23.2	30.8	
All the time	43.6	41.9	26.2	31.1	36.4	
N of Valid	312	248	271	164	995	
N of Miss	18	65	43	18	144	

Table 241: How many brothers and sisters, including stepbrothers and stepsisters, do you have that are younger than you?








Response	6	8	10	12	Total	
0	41.6	39.9	33.5	32.7	37.5	
1	26.6	25.4	29.0	30.9	27.7	
2	15.4	19.4	16.0	16.4	16.7	
3	10.5	6.9	9.7	8.5	9.0	
4	3.3	3.2	4.5	4.2	3.7	
5	1.0	2.8	3.3	3.6	2.5	
6 or more	1.6	2.4	4.1	3.6	2.8	
N of Valid	305	248	269	165	987	
N of Miss	23	65	45	17	150	

Table 242: How many brothers and sisters, including stepbrothers and stepsisters, do you have that are older than you?








Response	6	8	10	12	Total	
0	30.6	33.7	32.7	31.3	32.1	
1	26.5	26.1	25.3	31.9	27.0	
2	20.3	21.7	14.5	19.3	18.9	
3	8.7	8.0	10.0	9.6	9.1	
4	6.5	3.2	8.9	2.4	5.6	
5	2.9	2.0	2.6	1.2	2.3	
6 or more	4.5	5.2	5.9	4.2	5.0	
N of Valid	310	249	269	166	994	
N of Miss	18	64	45	16	143	

Table 243: Have you changed homes in the past year (the last 12 months)?



Response	6	8	10	12	Total	
No	75.0	78.5	69.0	74.1	74.1	
Yes	25.0	21.5	31.0	25.9	25.9	
N of Valid	312	246	268	166	992	
N of Miss	18	67	46	16	147	

Table 244: How many times have you changed homes since kindergarten?






Response	6	8	10	12	Total	
Never	29.4	28.9	23.2	28.3	27.4	
1 or 2 times	35.6	31.0	32.2	27.1	32.1	
3 or 4 times	18.3	20.2	19.9	17.5	19.1	
5 or 6 times	6.5	7.9	7.9	12.7	8.3	
7 or more times	10.1	12.0	16.9	14.5	13.1	
N of Valid	306	242	267	166	981	
N of Miss	24	71	47	16	158	

Table 245: Have you changed schools (including changing from elementary to middle and middle to high school) in the past year?



Response	6	8	10	12	Total	
No	71.4	68.2	51.9	81.2	66.9	
Yes	28.6	31.8	48.1	18.8	33.1	
N of Valid	301	242	268	165	976	
N of Miss	29	71	46	17	163	

Table 246: How many times have you changed schools since kindergarten (including changing from elementary to middle and middle to high school)?

Response	6	8	10	12	Total	
Never	22.0	18.9	19.0	32.1	22.1	
1 or 2 times	50.2	36.5	19.0	18.8	33.0	
3 or 4 times	17.4	27.5	38.3	28.5	27.5	
5 or 6 times	5.9	9.4	11.2	11.5	9.2	
7 or more times	4.6	7.8	12.6	9.1	8.3	
N of Valid	305	244	269	165	983	
N of Miss	25	69	45	17	156	

Table 247: Has anyone in your family ever had severe alcohol or drug problems?

Response	6	8	10	12	Total	
No	74.6	69.5	56.9	52.7	64.8	
Yes	25.4	30.5	43.1	47.3	35.2	
N of Valid	303	243	269	165	980	
N of Miss	27	70	45	17	159	

Table 248: About how many adults (over 21) have you known personally who in the past year have: used marijuana, crack, cocaine, or other drugs?

Response	6	8	10	12	Total	
0	78.4	71.7	51.9	43.6	63.6	
1	10.8	11.8	14.9	17.6	13.3	
2	3.6	6.8	7.5	13.3	7.1	
3-4	4.2	3.8	8.2	9.7	6.1	
5+	2.9	5.9	17.5	15.8	9.8	
N of Valid	306	237	268	165	976	
N of Miss	24	75	46	17	162	

Table 249: About how many adults (over 21) have you known personally who in the past year have: sold or dealt drugs?






Response	6	8	10	12	Total	
0	92.4	84.5	66.8	62.8	78.4	
1	5.6	9.2	7.8	14.6	8.6	
2	0.7	2.5	9.0	10.4	5.0	
3-4	0.7	0.4	6.3	4.3	2.8	
5+	0.7	3.4	10.1	7.9	5.1	
N of Valid	303	238	268	164	973	
N of Miss	27	75	46	18	166	

Table 250: About how many adults (over 21) have you known personally who in the past year have: done other things that could get them in trouble with the police, like stealing, selling stolen goods, mugging or assaulting others, etc.?






Response	6	8	10	12	Total	
0	84.1	76.4	62.4	62.4	72.6	
1	11.4	12.2	12.0	12.7	12.0	
2	1.6	5.1	7.5	7.3	5.0	
3-4	1.3	2.1	6.0	5.5	3.5	
5+	1.6	4.2	12.0	12.1	6.9	
N of Valid	308	237	266	165	976	
N of Miss	22	76	48	17	163	

Table 251: About how many adults (over 21) have you known personally who in the past year have: gotten drunk or high?






Response	6	8	10	12	Total	
0	58.6	45.6	29.2	27.4	42.1	
1	21.2	24.1	18.7	14.0	20.0	
2	7.0	11.4	7.1	7.3	8.1	
3-4	7.0	6.8	9.7	11.0	8.4	
5+	6.3	12.2	35.2	40.2	21.4	
N of Valid	302	237	267	164	970	
N of Miss	28	76	47	18	169	

Table 252: Have you seen or heard information about underage drinking in the past 12 months from the following sources? Radio



Response	6	8	10	12	Total	
No	56.3	47.7	52.7	54.3	52.8	
Yes	43.8	52.3	47.3	45.7	47.2	
N of Valid	304	237	264	164	969	
N of Miss	25	76	50	18	169	

Table 253: Have you seen or heard information about underage drinking in the past 12 months from the following sources? TV.



Response	6	8	10	12	Total	
No	36.4	24.6	27.3	23.6	28.9	
Yes	63.6	75.4	72.7	76.4	71.1	
N of Valid	305	236	264	165	970	
N of Miss	25	77	49	17	168	

Table 254: Have you seen or heard information about underage drinking in the past 12 months from the following sources? Print. This includes information on underage drinking you may have seen in the newspaper, on a billboard, in pamphlets, on stickers, etc.



Response	6	8	10	12	Total	
No	47.0	36.7	38.6	40.0	41.0	
Yes	53.0	63.3	61.4	60.0	59.0	
N of Valid	304	237	264	165	970	
N of Miss	26	76	50	17	169	

Table 255: Have you seen or heard information about underage drinking in the past 12 months from the following sources? Website or social media? (Facebook, Myspace, website, etc.)



Response	6	8	10	12	Total	
No	56.6	46.6	41.2	31.3	45.7	
Yes	43.4	53.4	58.8	68.7	54.3	
N of Valid	302	238	262	163	965	
N of Miss	28	75	51	19	173	

Table 256: The next questions ask about your opinions of the information you saw or heard. If you have seen or heard more than one ad, please think about your favorite ad when answering these questions. The information about underage drinking that I saw or heard was convincing.


Response	6	8	10	12	Total	
NO!	22.3	11.1	13.4	15.3	15.9	
no	7.6	12.3	20.6	22.1	14.8	
yes	21.9	32.8	37.4	41.7	32.2	
YES!	29.2	32.3	15.6	12.3	23.4	
I have not seen or heard any ads about underage drinking in the past 12 months.	18.9	11.5	13.0	8.6	13.7	
N of Valid	301	235	262	163	961	
N of Miss	29	78	52	19	178	

Table 257: The next questions ask about your opinions of the information you saw or heard. If you have seen or heard more than one ad, please think about your favorite ad when answering these questions. The information about underage drinking that I saw or heard grabbed my attention.


Response	6	8	10	12	Total	
NO!	18.1	10.0	12.6	11.7	13.5	
no	10.7	19.5	24.0	24.1	18.8	
yes	24.4	30.3	36.3	41.4	32.0	
YES!	30.4	27.7	14.5	13.6	22.5	
I have not seen or heard any ads about underage drinking in the past 12 months.	16.4	12.6	12.6	9.3	13.2	
N of Valid	299	231	262	162	954	
N of Miss	31	82	52	20	185	

Table 258: The next questions ask about your opinions of the information you saw or heard. If you have seen or heard more than one ad, please think about your favorite ad when answering these questions. The information about underage drinking that I saw or heard said something important to me.

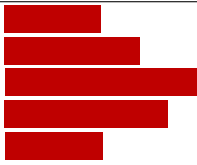
Response	6	8	10	12	Total	
NO!	15.1	9.5	13.3	15.4	13.3	
no	9.7	20.7	26.2	25.9	19.7	
yes	22.4	30.6	32.3	34.6	29.2	
YES!	35.8	26.3	15.6	14.8	24.4	
I have not seen or heard any ads about underage drinking in the past 12 months.	17.1	12.9	12.5	9.3	13.5	
N of Valid	299	232	263	162	956	
N of Miss	31	81	51	20	183	

Table 259: The next questions ask about your opinions of the information you saw or heard. If you have seen or heard more than one ad, please think about your favorite ad when answering these questions. Seeing or hearing this information about underage drinking made me want to stop or decrease my drinking.










Response	6	8	10	12	Total	
NO!	15.4	11.2	18.1	21.6	16.2	
no	5.8	13.8	21.7	23.5	15.5	
yes	8.9	17.9	24.8	22.8	18.1	
YES!	33.6	30.4	16.5	20.4	25.6	
I have not seen or heard any ads about underage drinking in the past 12 months.	36.3	26.8	18.9	11.7	24.6	
N of Valid	259	224	254	162	899	
N of Miss	71	89	60	20	240	

Table 260: How honest were you in filling out this survey?

Response	6	8	10	12	Total	
I was very honest	85.9	77.5	85.8	86.7	84.0	
I was honest pretty much of the time	12.5	18.2	9.4	11.5	12.8	
I was honest some of the time	1.6	3.0	3.4	0.6	2.3	
I was honest once in a while	0.0	1.3	1.5	1.2	0.9	
I was not honest at all	0.0	0.0	0.0	0.0	0.0	
N of Valid	305	236	267	165	973	
N of Miss	25	77	47	17	166	