



2016 APNA

Arkansas Prevention Needs Assessment Survey

**Bradley County
Tables**

**Arkansas Department of Human Services
Division of Behavioral Health Services
Prevention Services**

Conducted by International Survey Associates dba Pride Surveys

Contents

1 INTRODUCTION

11

2 PERCENTAGE TABLES

16

List of Tables

1	Sex	17
2	Age	17
3	Are you Hispanic or Latino?	17
4	What is your race? Black or African American	18
5	What is your race? Asian	18
6	What is your race? American Indian	18
7	What is your race? Alaska Native	18
8	What is your race? White	19
9	What is your race? Native Hawaiian or Other Pacific Islander	19
10	What is your race? Other	19
11	What is the highest level of schooling completed by your mother or father?	20
12	Think of where you live most of the time. Which of the following people live there with you? Mother	20
13	Think of where you live most of the time. Which of the following people live there with you? Stepmother	20
14	Think of where you live most of the time. Which of the following people live there with you? Foster Mother	21
15	Think of where you live most of the time. Which of the following people live there with you? Grandmother	21
16	Think of where you live most of the time. Which of the following people live there with you? Aunt	21
17	Think of where you live most of the time. Which of the following people live there with you? Father	21
18	Think of where you live most of the time. Which of the following people live there with you? Stepfather	22
19	Think of where you live most of the time. Which of the following people live there with you? Foster Father	22
20	Think of where you live most of the time. Which of the following people live there with you? Grandfather	22
21	Think of where you live most of the time. Which of the following people live there with you? Uncle	22
22	Think of where you live most of the time. Which of the following people live there with you? Other Adults	23
23	Think of where you live most of the time. Which of the following people live there with you? Brother(s)	23
24	Think of where you live most of the time. Which of the following people live there with you? Stepbrother(s)	23
25	Think of where you live most of the time. Which of the following people live there with you? Sister(s)	23
26	Think of where you live most of the time. Which of the following people live there with you? Stepsister(s)	24

27	Think of where you live most of the time. Which of the following people live there with you? Other Children	24
28	In my school, students have lots of chances to help decide things like class activities and rules.	24
29	Teachers ask me to work on special classroom projects.	24
30	My teacher(s) notices when I am doing a good job and lets me know about it.	25
31	There are lots of chances for students in my school to get involved in sports, clubs, and other school activities outside of class.	25
32	There are lots of chances for students in my school to talk with a teacher one-on-one.	25
33	I feel safe at my school.	26
34	The school lets my parents know when I have done something well.	26
35	My teachers praise me when I work hard in school.	26
36	Are your school grades better than the grades of most students in your class?	27
37	I have lots of chances to be part of class discussions or activities.	27
38	Now thinking back over the past year in school, how often did you: enjoy being in school?	27
39	Now thinking back over the past year in school, how often did you: hate being in school?	28
40	Now thinking back over the past year in school, how often did you: try to do your best work in school?	28
41	How often do you feel that the school work you are assigned is meaningful and important?	28
42	Putting them all together, what were your grades like last year?	29
43	How important do you think the things you are learning in school are going to be for your later life?	29
44	Do your parents care about your skipping or cutting school?	29
45	During the LAST FOUR WEEKS how many whole days of school have you missed because you skipped or 'cut'?	30
46	What are the chances you would be seen as cool if you: smoked cigarettes?	30
47	What are the chances you would be seen as cool if you: worked hard at school?	30
48	What are the chances you would be seen as cool if you: began drinking alcoholic beverages regularly, that is, at least once or twice a month?	31
49	What are the chances you would be seen as cool if you: defended someone who was being bullied?	31
50	What are the chances you would be seen as cool if you: smoked marijuana?	31
51	What are the chances you would be seen as cool if you: carried a handgun?	32

52	What are the chances you would be seen as cool if you: used e-cigarettes, e-cigars or e-hookahs?	32
53	What are the chances you would be seen as cool if you: bullied someone or cyber bullied someone?	32
54	Think of your four best friends (the friends you feel closest to). In the past year (12 months), how many of your best friends have: participated in clubs, organizations or activities at school?	33
55	Think of your four best friends (the friends you feel closest to). In the past year (12 months), how many of your best friends have: smoked cigarettes?	33
56	Think of your four best friends (the friends you feel closest to). In the past year (12 months), how many of your best friends have: tried beer, wine or hard liquor (for example, vodka, whiskey, or gin) when their parents didn't know about it?	33
57	Think of your four best friends (the friends you feel closest to). In the past year (12 months), how many of your best friends have: used e-cigarettes, e-cigars, or e-hookahs?	34
58	Think of your four best friends (the friends you feel closest to). In the past year (12 months), how many of your best friends have: used marijuana?	34
59	Think of your four best friends (the friends you feel closest to). In the past year (12 months), how many of your best friends have: used prescription drugs or non-prescription drugs for the purpose of getting high?	34
60	Think of your four best friends (the friends you feel closest to). In the past year (12 months), how many of your best friends have: used synthetic marijuana (K2, spice) or bath salts?	35
61	Think of your four best friends (the friends you feel closest to). In the past year (12 months), how many of your best friends have: used LSD, cocaine, amphetamines, or other illegal drugs?	35
62	Think of your four best friends (the friends you feel closest to). In the past year (12 months), how many of your best friends have: been bullied?	35
63	Think of your four best friends (the friends you feel closest to). In the past year (12 months), how many of your best friends have: been suspended from school?	36
64	Think of your four best friends (the friends you feel closest to). In the past year (12 months), how many of your best friends have: carried a handgun?	36
65	Think of your four best friends (the friends you feel closest to). In the past year (12 months), how many of your best friends have: sold illegal drugs?	36
66	Think of your four best friends (the friends you feel closest to). In the past year (12 months), how many of your best friends have: regularly attended religious services?	37

67	Think of your four best friends (the friends you feel closest to). In the past year (12 months), how many of your best friends have: stolen or tried to steal a motor vehicle such as a car or motorcycle?	37
68	Think of your four best friends (the friends you feel closest to). In the past year (12 months), how many of your best friends have: been arrested?	37
69	Think of your four best friends (the friends you feel closest to). In the past year (12 months), how many of your best friends have: dropped out of school?	38
70	Think of your four best friends (the friends you feel closest to). In the past year (12 months), how many of your best friends have: been members of a gang?	38
71	How old were you when you first: smoked marijuana?	38
72	How old were you when you first: smoked a cigarette, even just a puff?	39
73	How old were you when you first: had more than a sip or two of beer, wine or hard liquor (for example, vodka, whiskey, or gin)?	39
74	How old were you when you first: began drinking alcoholic beverages regularly, that is, at least once or twice a month?	40
75	How old were you when you first: used Daztrex?	40
76	How old were you when you first: got suspended from school?	41
77	How old were you when you first: got arrested?	41
78	How old were you when you first: carried a handgun?	42
79	How old were you when you first: used e-cigarettes, e-cigars, or e-hookahs?	42
80	How old were you when you first: belonged to a gang?	43
81	How old were you when you first: used prescription drugs not prescribed to you?	43
82	How wrong do you think it is for someone your age to: take a handgun to school?	44
83	How wrong do you think it is for someone your age to: steal anything?	44
84	How wrong do you think it is for someone your age to: pick a fight with someone?	44
85	How wrong do you think it is for someone your age to: attack someone with the idea of seriously hurting them?	45
86	How wrong do you think it is for someone your age to: stay away from school all day when their parents think they are at school?	45
87	How wrong do you think it is for someone your age to: drink beer, wine or hard liquor (for example, vodka, whiskey, or gin) regularly?	45
88	How wrong do you think it is for someone your age to: smoke cigarettes?	46
89	How wrong do you think it is for someone your age to: smoke marijuana?	46

90	How wrong do you think it is for someone your age to: use prescription drugs or non-prescription drugs for the purpose of getting high?	46
91	How wrong do you think it is for someone your age to: use synthetic marijuana (K2, spice) or bath salts?	47
92	How wrong do you think it is for someone your age to: use LSD, cocaine, amphetamines or another illegal drug?	47
93	How wrong do you think it is for someone your age to: use e-cigarettes, e-cigars or e-hookahs?	47
94	At school during the past 12 months, did you receive help from the resource teacher, speech therapist or other special education teacher?	48
95	How many times in the past year (12 months) have you: been suspended from school?	48
96	How many times in the past year (12 months) have you: carried a handgun?	48
97	How many times in the past year (12 months) have you: sold illegal drugs?	49
98	How many times in the past year (12 months) have you: stolen or tried to steal a motor vehicle such as a car or motorcycle?	49
99	How many times in the past year (12 months) have you: participated in clubs, organizations or activities at school?	50
100	How many times in the past year (12 months) have you: been arrested?	50
101	How many times in the past year (12 months) have you: attacked someone with the idea of seriously hurting them?	51
102	How many times in the past year (12 months) have you: been drunk or high at school?	51
103	How many times in the past year (12 months) have you: taken a handgun to school?	52
104	Are you currently on probation, or assigned a probation officer with Juvenile Court?	52
105	Have you ever belonged to a gang?	52
106	If you have ever belonged to a gang, did that gang have a name?	53
107	You are at a party at someone's house, and one of your friends offers you a drink containing alcohol. What would you say or do?	53
108	How often do you attend religious services or activities?	53
109	I think sometimes it's okay to cheat at school.	54
110	It is important to think before you act.	54
111	Sometimes I think that life is not worth it.	54
112	At times I think I am no good at all.	55
113	All in all, I am inclined to think that I am a failure.	55
114	In the past year, have you felt depressed or sad MOST days, even if you felt okay sometimes?	55
115	It is all right to beat up people if they start the fight.	56
116	I think it is okay to take something without asking if you can get away with it.	56

117	Where do you get the most information about living a drug and alcohol free life? Parents/guardians	56
118	Where do you get the most information about living a drug and alcohol free life? Friends	57
119	Where do you get the most information about living a drug and alcohol free life? Family members	57
120	Where do you get the most information about living a drug and alcohol free life? School	57
121	Where do you get the most information about living a drug and alcohol free life? Internet	58
122	Where do you get the most information about living a drug and alcohol free life? TV	58
123	Where do you get the most information about living a drug and alcohol free life? Social media	58
124	How much do you think people risk harming themselves (physically or in other ways) if they: smoked one or more packs of cigarettes per day?	59
125	How much do you think people risk harming themselves (physically or in other ways) if they: try marijuana once or twice?	59
126	How much do you think people risk harming themselves (physically or in other ways) if they: smoke marijuana once or twice a week?	59
127	How much do you think people risk harming themselves (physically or in other ways) if they: take one or two drinks of an alcoholic beverage (beer, wine, liquor) nearly every day?	60
128	How much do you think people risk harming themselves (physically or in other ways) if they: have five or more drinks of an alcoholic beverage once or twice a weekend?	60
129	How much do you think people risk harming themselves (physically or in other ways) if they: use prescription drugs that are not prescribed to them?	60
130	How much do you think people risk harming themselves (physically or in other ways) if they: use non-prescription drugs to get high?	61
131	How much do you think people risk harming themselves (physically or in other ways) if they: use e-cigarettes, e-cigars, or e-hookahs?	61
132	Have you ever used smokeless tobacco (chew, snuff, plug, dipping tobacco, or chewing tobacco)?	61
133	How often have you used smokeless tobacco during the past 30 days?	62
134	Have you ever smoked cigarettes?	62
135	How frequently have you smoked cigarettes during the past 30 days?	62
136	Which statement best describes rules about smoking inside your home or your family cars?	63
137	Have you ever used e-cigarettes, e-cigars, or e-hookahs?	63
138	How frequently have you used e-cigarettes, e-cigars, or e-hookahs?	64
139	During this school year, were you taught in any of your classes about the dangers of tobacco use?	64

140	During the past 12 months, have you participated in any community activities to discourage people your age from using cigarettes, chewing tobacco, snuff, dip or cigars, e-cigarettes, e-cigars, or e-hookahs?	64
141	Think back over the last two weeks. How many times have you had five or more alcoholic drinks in a row?	65
142	During the past 30 days, how many times did you ride in a car or other vehicle driven by someone who had been drinking alcohol or using drugs to get high?	65
143	During the past 30 days, how many times did you drive a car or other vehicle when you had been drinking alcohol or using drugs to get high?	65
144	If you drank alcohol (not just a sip or taste) in the past year, how did you usually get it?	66
145	If you drank alcohol (not just a sip or taste) in the past year, where did you usually drink it?	66
146	How do you feel about someone your age having one or two drinks of an alcoholic beverage nearly every day?	67
147	On how many occasions have you had alcoholic beverages (beer, wine or hard liquor) to drink in your lifetime - more than just a few sips?	67
148	On how many occasions have you drunk one or more drinks of an alcoholic beverage during the past 30 days?	67
149	On how many occasions have you used marijuana (grass, pot) or hashish (hash, hash oil) in your lifetime?	68
150	On how many occasions have you used marijuana (grass, pot) or hashish (hash, hash oil) during the past 30 days?	68
151	On how many occasions have you used LSD or other psychedelics in your lifetime?	68
152	On how many occasions have you used LSD or other psychedelics during the past 30 days?	69
153	On how many occasions have you used cocaine or crack in your lifetime?	69
154	On how many occasions have you used cocaine or crack during the past 30 days?	69
155	On how many occasions have you sniffed glue, breathed the contents of an aerosol spray can, or inhaled other gases or sprays, in order to get high in your lifetime?	70
156	On how many occasions have you sniffed glue, breathed the contents of an aerosol spray can, or inhaled other gases or sprays, in order to get high during the past 30 days?	70
157	On how many occasions have you used Daztrex in your lifetime?	71
158	On how many occasions have you used Daztrex during the past 30 days?	71
159	On how many occasions have you used synthetic marijuana (K2, spice) in your lifetime?	71

160	On how many occasions have you used synthetic marijuana (K2, spice) during the past 30 days?	72
161	On how many occasions have you used methamphetamines (meth, speed, crank, crystal meth) in your lifetime?	72
162	On how many occasions have you used methamphetamines (meth, speed, crank, crystal meth) in the past 30 days?	72
163	On how many occasions have you used other chemical products (bath salts, plant food, etc.) in your lifetime?	73
164	On how many occasions have you used other chemical products (bath salts, plant food, etc.) during the past 30 days?	73
165	On how many occasions have you used heroin or other opiates in your lifetime?	73
166	On how many occasions have you used heroin or other opiates during the past 30 days?	74
167	On how many occasions have you used MDMA ('X', 'E', or ecstasy) in your lifetime?	74
168	On how many occasions have you used MDMA ('X', 'E', or ecstasy) during the past 30 days?	74
169	On how many occasions have you taken prescription drugs (such as Valium, Xanax, Ritalin, Adderall, OxyContin, Darvocet, or sleeping pills) not prescribed to you in your lifetime?	75
170	On how many occasions have you taken prescription drugs (such as Valium, Xanax, Ritalin, Adderall, OxyContin, Darvocet, or sleeping pills) not prescribed to you during the past 30 days?	75
171	On how many occasions have you taken non-prescription medicines such as diet pills (for example, Dietac, Dexatrim or Prolamine), stay-awake pills (for example No-Doz, Vivarin, or Wake), or cough or cold medicines (robos, DXM, etc.) to get high in your lifetime?	76
172	On how many occasions have you taken non-prescription medicines such as diet pills (for example, Dietac, Dexatrim or Prolamine), stay-awake pills (for example No-Doz, Vivarin, or Wake), or cough or cold medicines (robos, DXM, etc.) to get high during the past 30 days?	76
173	On how many occasions have you been drunk or very high from drinking alcoholic beverages during the past 30 days?	77
174	On how many occasions have you drunk flavored alcoholic beverages, sometimes called 'alcopops' (like Mike's Hard Lemonade, Smirnoff Ice, Bacardi Breezers, etc.) in your lifetime?	77
175	On how many occasions have you drunk flavored alcoholic beverages, sometimes called 'alcopops' (like Mike's Hard Lemonade, Smirnoff Ice, Bacardi Breezers, etc.) during the past 30 days?	78
176	If you used prescription drugs or over the counter drugs without a doctor telling you to use it or for the purpose of getting high, where did you get these drugs? - Did not use	78

177	If you used prescription drugs or over the counter drugs without a doctor telling you to use it or for the purpose of getting high, where did you get these drugs? - Bought or took from store or shop	78
178	If you used prescription drugs or over the counter drugs without a doctor telling you to use it or for the purpose of getting high, where did you get these drugs? - Got from parents with permission	79
179	If you used prescription drugs or over the counter drugs without a doctor telling you to use it or for the purpose of getting high, where did you get these drugs? - Got from home without permission	79
180	If you used prescription drugs or over the counter drugs without a doctor telling you to use it or for the purpose of getting high, where did you get these drugs? - Got from relative with permission	79
181	If you used prescription drugs or over the counter drugs without a doctor telling you to use it or for the purpose of getting high, where did you get these drugs? - Got from relative without permission	79
182	If you used prescription drugs or over the counter drugs without a doctor telling you to use it or for the purpose of getting high, where did you get these drugs? - Got from friend's home with permission	80
183	If you used prescription drugs or over the counter drugs without a doctor telling you to use it or for the purpose of getting high, where did you get these drugs? - Got from friend's home without permission	80
184	If you used prescription drugs or over the counter drugs without a doctor telling you to use it or for the purpose of getting high, where did you get these drugs? - Got from friend at school	80
185	If you used prescription drugs or over the counter drugs without a doctor telling you to use it or for the purpose of getting high, where did you get these drugs? - Got from friend at party	80
186	If you used prescription drugs or over the counter drugs without a doctor telling you to use it or for the purpose of getting high, where did you get these drugs? - Got from friend, elsewhere	81
187	If you used prescription drugs or over the counter drugs without a doctor telling you to use it or for the purpose of getting high, where did you get these drugs? - Got from internet sale	81
188	During the last month, about how many marijuana cigarettes, or the equivalent, did you smoke a day, on the average?	81
189	How wrong do your friends feel it would be for YOU to: have one or two drinks of an alcoholic beverage nearly every day?	82
190	How wrong do your friends feel it would be for YOU to: smoke tobacco?	82
191	How wrong do your friends feel it would be for YOU to: smoke marijuana?	82
192	How wrong do your friends feel it would be for YOU to: use prescription drugs not prescribed to you?	83
193	How wrong would most adults (over 21) in your neighborhood think it is for kids your age: to use marijuana?	83

194	How wrong would most adults (over 21) in your neighborhood think it is for kids your age: to drink alcohol?	83
195	How wrong would most adults (over 21) in your neighborhood think it is for kids your age: to smoke cigarettes?	84
196	How much do each of the following statements describe your neighborhood? crime and/or drug selling	84
197	How much do each of the following statements describe your neighborhood? fights	84
198	How much do each of the following statements describe your neighborhood? lots of empty or abandoned buildings	85
199	How much do each of the following statements describe your neighborhood? lots of graffiti	85
200	I feel safe in my neighborhood.	85
201	If a kid smoked marijuana in your neighborhood would he or she be caught by the police?	86
202	If a kid drank some beer, wine or hard liquor (for example, vodka, whiskey, or gin) in your neighborhood would he or she be caught by the police?	86
203	If a kid carried a handgun in your neighborhood would he or she be caught by the police?	86
204	If you wanted to get some cigarettes, how easy would it be for you to get some?	87
205	If you wanted to get some beer, wine or hard liquor (for example, vodka, whiskey, or gin), how easy would it be for you to get some?	87
206	If you wanted to get a drug like cocaine, LSD, or amphetamines, how easy would it be for you to get some?	87
207	If you wanted to get a handgun, how easy would it be for you to get one?	88
208	If you wanted to get some marijuana, how easy would it be for you to get some?	88
209	If you wanted to get prescription drugs for the purpose of getting high, how easy would it be for you to get some?	88
210	If you wanted to get synthetic marijuana such as K2 or chemical products such as bath salts to get high, how easy would it be for you to get some?	89
211	If you wanted to get steroids to use or to enhance athletic performance, how easy would it be for you to get some?	89
212	If you wanted to get e-cigarettes, e-cigars, or e-hookahs, how easy would it be for you to get some?	89
213	During the past 12 months, have you participated in any alcohol prevention programs or seen any alcohol prevention messages in your school or community? Yes, a school-based program focused on preventing underage drinking and/or drinking and driving.	90

214	During the past 12 months, have you participated in any alcohol prevention programs or seen any alcohol prevention messages in your school or community? Yes, a community-based program focused on preventing underage drinking and/or drinking and driving (for example, through your church or temple or through youth groups like Boys and Girls Club or 4-H).	90
215	During the past 12 months, have you participated in any alcohol prevention programs or seen any alcohol prevention messages in your school or community? Yes, a media campaign addressing underage drinking and/or drinking and driving (for example, newspaper ads, posters, pamphlets, radio, TV).	90
216	During the past 12 months, have you participated in any alcohol prevention programs or seen any alcohol prevention messages in your school or community? No	90
217	How wrong do your parents feel it would be for YOU to: have one or two drinks of an alcoholic beverage nearly every day?	91
218	How wrong do your parents feel it would be for YOU to: smoke tobacco?	91
219	How wrong do your parents feel it would be for YOU to: smoke marijuana?	91
220	How wrong do your parents feel it would be for YOU to: use prescription drugs not prescribed to you?	92
221	How wrong do your parents feel it would be for YOU to: steal something worth more than \$5?	92
222	How wrong do your parents feel it would be for YOU to: draw graffiti, write things, or draw pictures on buildings or other property (without the owner's permission)?	92
223	How wrong do your parents feel it would be for YOU to: pick a fight with someone?	93
224	During the past 12 months, have you talked with at least one of your parents about the dangers of underage drinking and/or drinking and driving? By parents, we mean either your biological parents, adoptive parents, stepparents, or adult guardians - whether or not they live with you.	93
225	The rules in my family are clear.	93
226	People in my family have serious arguments about the same things, and often insult or yell at each other.	94
227	When I am not at home, one of my parents knows where I am and who I am with.	94
228	My family has clear rules about alcohol and drug use.	94
229	If you skipped school would you be caught by your parents?	95
230	My parents ask if I've gotten my homework done.	95
231	Would your parents know if you did not come home on time?	95
232	Do you know how to properly dispose of leftover prescription drugs?	96

233	Have any of your brothers or sisters ever: drunk beer, wine or hard liquor (for example, vodka, whiskey or gin)?	96
234	Have any of your brothers or sisters ever: smoked marijuana?	96
235	Have any of your brothers or sisters ever: smoked cigarettes?	96
236	Have any of your brothers or sisters ever: taken a handgun to school? .	97
237	Have any of your brothers or sisters ever: been suspended or expelled from school?	97
238	Have any of your brothers or sisters ever: used e-cigarettes, e-cigars or e-hookahs?	97
239	Have any of your brothers or sisters ever: used prescription drugs not prescribed to him/her?	97
240	Have you changed homes in the past year (the last 12 months)? . . .	98
241	How many times have you changed homes since kindergarten?	98
242	Have you changed schools (including changing from elementary to middle and middle to high school) in the past year?	98
243	How many times have you changed schools since kindergarten (including changing from elementary to middle and middle to high school)?	99
244	Has anyone in your family ever had severe alcohol or drug problems? .	99
245	About how many adults (over 21) have you known personally who in the past year have: used marijuana, crack, cocaine, or other drugs? .	99
246	About how many adults (over 21) have you known personally who in the past year have: sold or dealt drugs?	100
247	About how many adults (over 21) have you known personally who in the past year have: done other things that could get them in trouble with the police, like stealing, selling stolen goods, mugging or assaulting others, etc.?	100
248	About how many adults (over 21) have you known personally who in the past year have: gotten drunk or high?	100
249	Have you seen or heard information about underage drinking in the past 12 months from the following sources? Radio	101
250	Have you seen or heard information about underage drinking in the past 12 months from the following sources? TV.	101
251	Have you seen or heard information about underage drinking in the past 12 months from the following sources? Print. This includes information on underage drinking you may have seen in the newspaper, on a billboard, in pamphlets, on stickers, etc.	101
252	Have you seen or heard information about underage drinking in the past 12 months from the following sources? Website or social media? (Facebook, Myspace, website, etc.)	101
253	The next questions ask about your opinions of the information you saw or heard. If you have seen or heard more than one ad, please think about your favorite ad when answering these questions. The information about underage drinking that I saw or heard was convincing.	102

254	The next questions ask about your opinions of the information you saw or heard. If you have seen or heard more than one ad, please think about your favorite ad when answering these questions. The information about underage drinking that I saw or heard grabbed my attention.	102
255	The next questions ask about your opinions of the information you saw or heard. If you have seen or heard more than one ad, please think about your favorite ad when answering these questions. The information about underage drinking that I saw or heard said something important to me.	102
256	The next questions ask about your opinions of the information you saw or heard. If you have seen or heard more than one ad, please think about your favorite ad when answering these questions. Seeing or hearing this information about underage drinking made me want to stop or decrease my drinking.	103
257	How honest were you in filling out this survey?	103

List of Figures

1	Grade Chart	12
2	Gender Chart	13
3	Age Chart	14
4	Ethnic Origin Chart	15

1 INTRODUCTION

This report was generated from data collected on the *2016 Arkansas Prevention Needs Assessment Student Survey*. This report contains basic frequency tables of all data collected and graphs on the selected demographic variables of grade, gender, age and ethnic origin. The graph on ethnic origin is represented as a bar chart rather than as a pie chart. This is because students were allowed to mark more than one response for ethnic origin as opposed to being allowed to mark only one response. The bars represent the percent of students who marked each of the ethnic categories.

Questions regarding the information found in this report can be directed to:

International Survey Associates dba Pride Surveys

Mr. Jay Gleaton

2140 Newmarket Parkway

Suite 116

Marietta, GA 30067

Telephone: (800) 279-6361

Fax: (770) 726-9327

Website: <http://www.pridesurveys.com>

Grade Chart

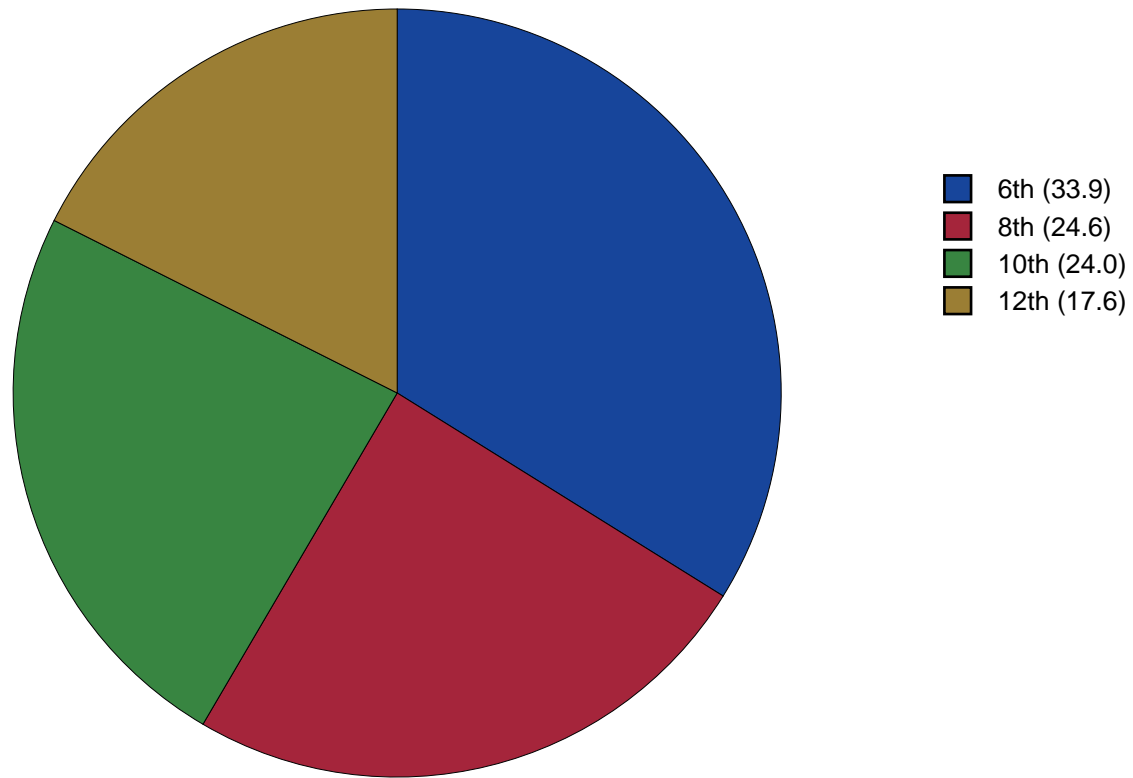


Figure 1: Grade Chart

Gender Chart

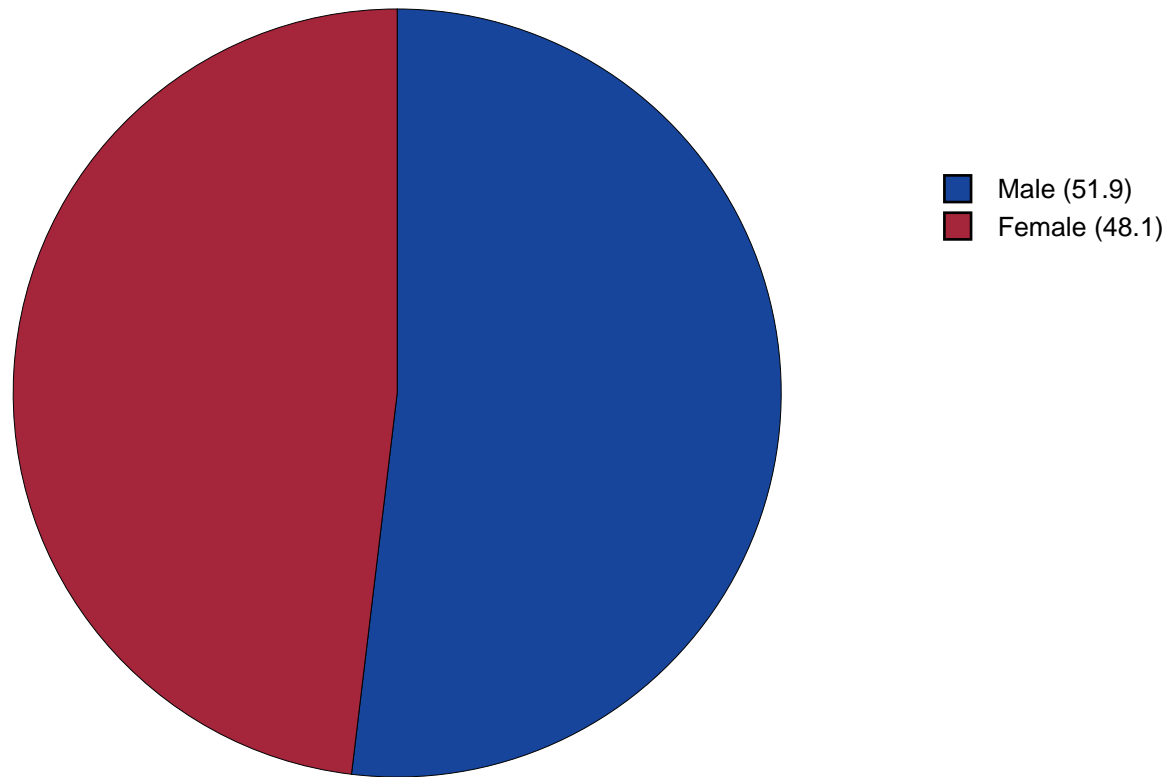


Figure 2: Gender Chart

Age Chart

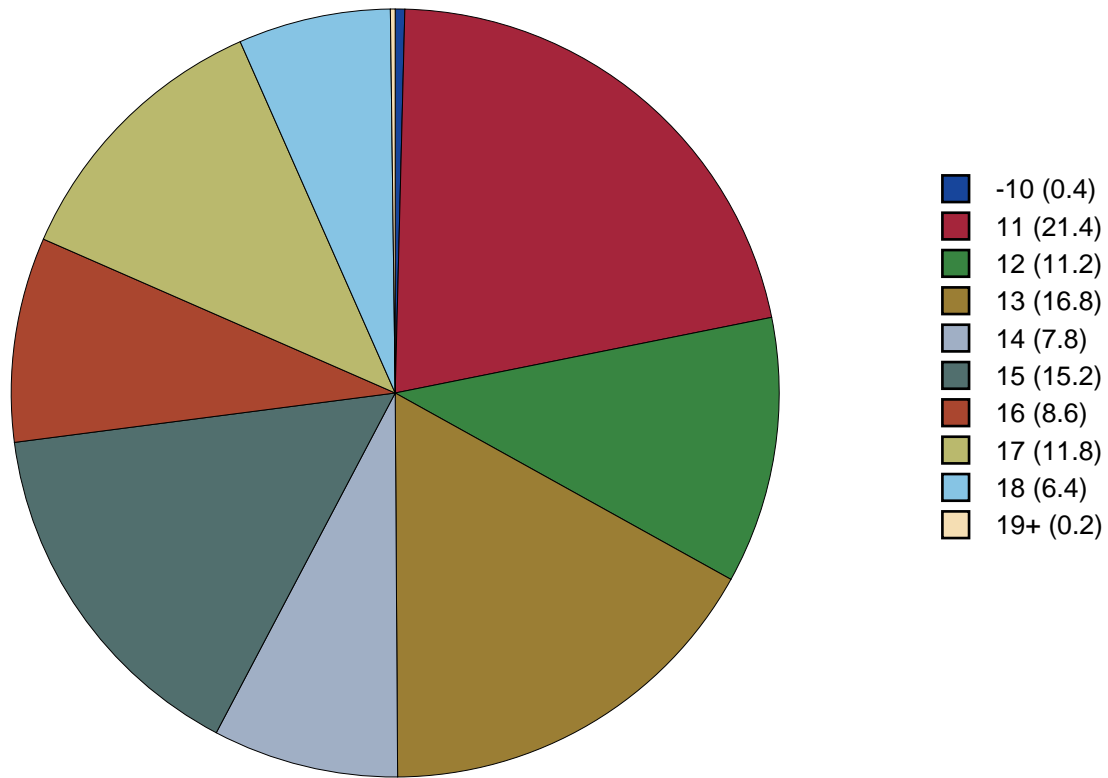


Figure 3: Age Chart

Ethnic Origin Chart

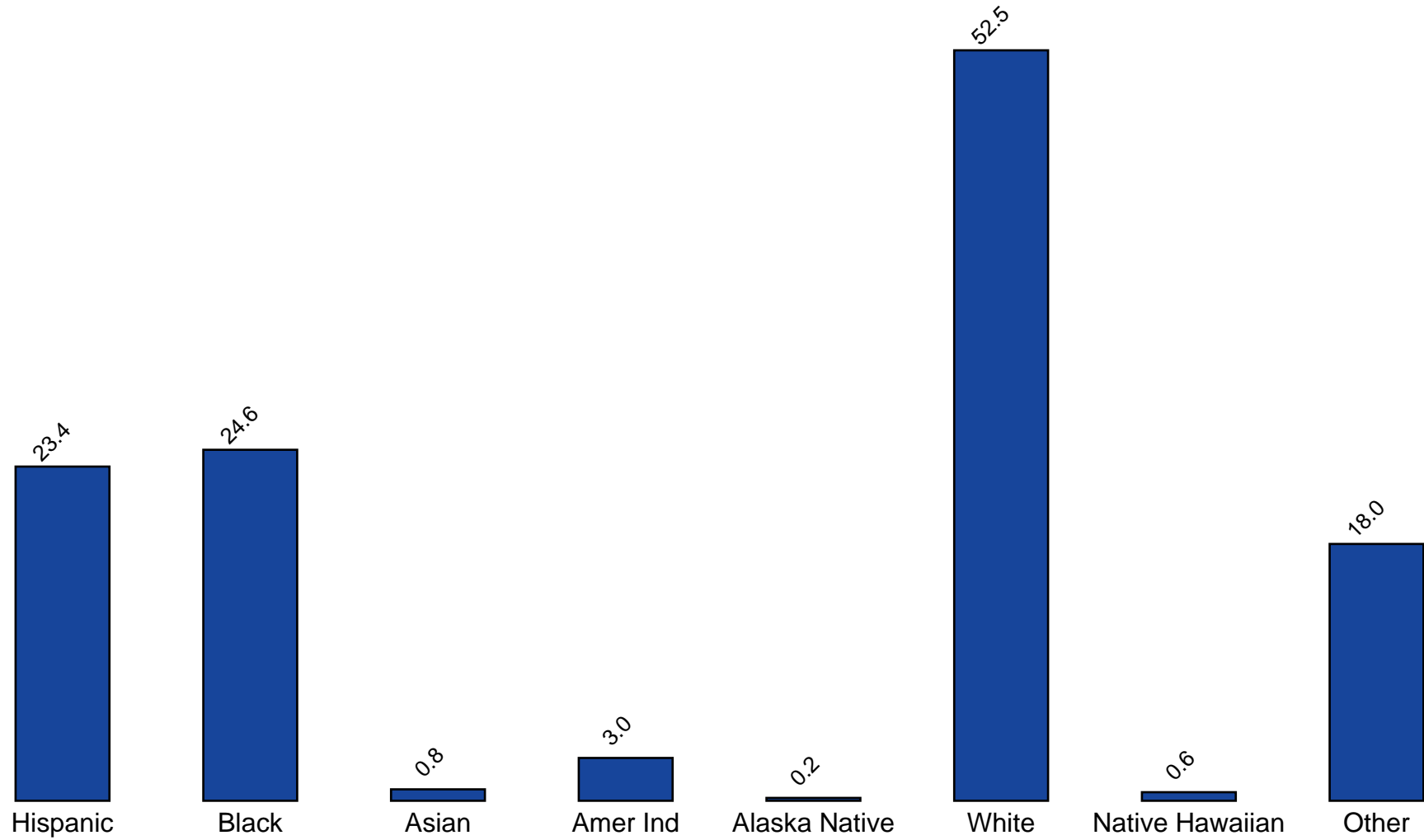


Figure 4: Ethnic Origin Chart

2 PERCENTAGE TABLES

The following tables contain frequency distribution detailing how your students responded to each question on the survey. The tables appear in the same order as the questions on the survey. The tables include breakdowns by grade level as well as overall percentages. The *N of Valid* row is a frequency count of the number of valid responses to each question for each grade and overall. The *N of Miss* row is a frequency count of the number of invalid (marked more than one response) or missing (i.e. did not respond) responses to each question for each grade and overall.

For the questions that allowed more than one response (i.e. race, live with, etc.) each response becomes a separate table. If a student did not mark the response, that was counted as a NO response, and if they did mark the response, that was counted as a YES response. Since a non response is a valid response for these questions, the *N of Miss* will always be zero for these questions.

Table 1: Sex



Response	6	8	10	12	Total	
Male	48.8	55.7	53.8	50.0	51.9	
Female	51.2	44.3	46.2	50.0	48.1	
N of Valid	170	122	119	88	499	
N of Miss	0	1	1	0	2	

Table 2: Age











Response	6	8	10	12	Total	
10 or younger	1.2	0.0	0.0	0.0	0.4	
11	62.9	0.0	0.0	0.0	21.4	
12	32.9	0.0	0.0	0.0	11.2	
13	2.4	65.6	0.0	0.0	16.8	
14	0.6	31.1	0.0	0.0	7.8	
15	0.0	3.3	60.0	0.0	15.2	
16	0.0	0.0	35.8	0.0	8.6	
17	0.0	0.0	4.2	62.1	11.8	
18	0.0	0.0	0.0	36.8	6.4	
19 or older	0.0	0.0	0.0	1.1	0.2	
N of Valid	170	122	120	87	499	
N of Miss	0	1	0	1	2	

Table 3: Are you Hispanic or Latino?



Response	6	8	10	12	Total	
No	74.8	75.7	79.2	77.3	76.6	
Yes	25.2	24.3	20.8	22.7	23.4	
N of Valid	139	115	120	88	462	
N of Miss	31	8	0	0	39	

Table 4: What is your race? Black or African American



Response	6	8	10	12	Total	
No	75.3	78.9	76.7	69.3	75.4	
Yes	24.7	21.1	23.3	30.7	24.6	
N of Valid	170	123	120	88	501	
N of Miss	0	0	0	0	0	

Table 5: What is your race? Asian



Response	6	8	10	12	Total	
No	98.8	100.0	99.2	98.9	99.2	
Yes	1.2	0.0	0.8	1.1	0.8	
N of Valid	170	123	120	88	501	
N of Miss	0	0	0	0	0	

Table 6: What is your race? American Indian



Response	6	8	10	12	Total	
No	94.1	97.6	99.2	98.9	97.0	
Yes	5.9	2.4	0.8	1.1	3.0	
N of Valid	170	123	120	88	501	
N of Miss	0	0	0	0	0	

Table 7: What is your race? Alaska Native



Response	6	8	10	12	Total	
No	100.0	100.0	100.0	98.9	99.8	
Yes	0.0	0.0	0.0	1.1	0.2	
N of Valid	170	123	120	88	501	
N of Miss	0	0	0	0	0	

Table 8: What is your race? White



Response	6	8	10	12	Total	
No	50.6	46.3	42.5	50.0	47.5	
Yes	49.4	53.7	57.5	50.0	52.5	
N of Valid	170	123	120	88	501	
N of Miss	0	0	0	0	0	

Table 9: What is your race? Native Hawaiian or Other Pacific Islander



Response	6	8	10	12	Total	
No	99.4	99.2	99.2	100.0	99.4	
Yes	0.6	0.8	0.8	0.0	0.6	
N of Valid	170	123	120	88	501	
N of Miss	0	0	0	0	0	

Table 10: What is your race? Other



Response	6	8	10	12	Total	
No	80.6	78.9	83.3	87.5	82.0	
Yes	19.4	21.1	16.7	12.5	18.0	
N of Valid	170	123	120	88	501	
N of Miss	0	0	0	0	0	

Table 11: What is the highest level of schooling completed by your mother or father?









Response	6	8	10	12	Total	
Completed grade school or less	2.5	5.5	3.4	1.2	3.2	
Some high school	4.4	3.6	7.6	8.1	5.7	
Completed high school	5.7	18.2	16.9	31.4	16.1	
Some college	8.2	9.1	11.0	10.5	9.5	
Completed college	22.2	20.0	35.6	22.1	25.0	
Graduate or professional school after college	3.8	6.4	4.2	12.8	6.1	
Don't know	50.6	35.5	17.8	14.0	32.2	
Does not apply	2.5	1.8	3.4	0.0	2.1	
N of Valid	158	110	118	86	472	
N of Miss	12	13	2	2	29	

Table 12: Think of where you live most of the time. Which of the following people live there with you? Mother



Response	6	8	10	12	Total	
No	16.5	16.3	17.5	17.0	16.8	
Yes	83.5	83.7	82.5	83.0	83.2	
N of Valid	170	123	120	88	501	
N of Miss	0	0	0	0	0	

Table 13: Think of where you live most of the time. Which of the following people live there with you? Stepmother



Response	6	8	10	12	Total	
No	95.3	91.9	90.8	95.5	93.4	
Yes	4.7	8.1	9.2	4.5	6.6	
N of Valid	170	123	120	88	501	
N of Miss	0	0	0	0	0	

Table 14: Think of where you live most of the time. Which of the following people live there with you? Foster Mother



Response	6	8	10	12	Total	
No	99.4	98.4	99.2	100.0	99.2	
Yes	0.6	1.6	0.8	0.0	0.8	
N of Valid	170	123	120	88	501	
N of Miss	0	0	0	0	0	

Table 15: Think of where you live most of the time. Which of the following people live there with you? Grandmother



Response	6	8	10	12	Total	
No	86.5	91.1	90.8	88.6	89.0	
Yes	13.5	8.9	9.2	11.4	11.0	
N of Valid	170	123	120	88	501	
N of Miss	0	0	0	0	0	

Table 16: Think of where you live most of the time. Which of the following people live there with you? Aunt



Response	6	8	10	12	Total	
No	94.7	95.9	95.8	96.6	95.6	
Yes	5.3	4.1	4.2	3.4	4.4	
N of Valid	170	123	120	88	501	
N of Miss	0	0	0	0	0	

Table 17: Think of where you live most of the time. Which of the following people live there with you? Father



Response	6	8	10	12	Total	
No	42.9	35.0	35.8	46.6	39.9	
Yes	57.1	65.0	64.2	53.4	60.1	
N of Valid	170	123	120	88	501	
N of Miss	0	0	0	0	0	

Table 18: Think of where you live most of the time. Which of the following people live there with you? Stepfather



Response	6	8	10	12	Total	
No	85.3	90.2	85.8	81.8	86.0	
Yes	14.7	9.8	14.2	18.2	14.0	
N of Valid	170	123	120	88	501	
N of Miss	0	0	0	0	0	

Table 19: Think of where you live most of the time. Which of the following people live there with you? Foster Father



Response	6	8	10	12	Total	
No	99.4	98.4	99.2	100.0	99.2	
Yes	0.6	1.6	0.8	0.0	0.8	
N of Valid	170	123	120	88	501	
N of Miss	0	0	0	0	0	

Table 20: Think of where you live most of the time. Which of the following people live there with you? Grandfather



Response	6	8	10	12	Total	
No	93.5	94.3	95.8	97.7	95.0	
Yes	6.5	5.7	4.2	2.3	5.0	
N of Valid	170	123	120	88	501	
N of Miss	0	0	0	0	0	

Table 21: Think of where you live most of the time. Which of the following people live there with you? Uncle



Response	6	8	10	12	Total	
No	93.5	95.1	94.2	98.9	95.0	
Yes	6.5	4.9	5.8	1.1	5.0	
N of Valid	170	123	120	88	501	
N of Miss	0	0	0	0	0	

Table 22: Think of where you live most of the time. Which of the following people live there with you? Other Adults

Response	6	8	10	12	Total	
No	98.8	100.0	96.7	98.9	98.6	
Yes	1.2	0.0	3.3	1.1	1.4	
N of Valid	170	123	120	88	501	
N of Miss	0	0	0	0	0	

Table 23: Think of where you live most of the time. Which of the following people live there with you? Brother(s)

Response	6	8	10	12	Total	
No	55.9	48.0	57.5	48.9	53.1	
Yes	44.1	52.0	42.5	51.1	46.9	
N of Valid	170	123	120	88	501	
N of Miss	0	0	0	0	0	

Table 24: Think of where you live most of the time. Which of the following people live there with you? Stepbrother(s)

Response	6	8	10	12	Total	
No	97.1	98.4	96.7	96.6	97.2	
Yes	2.9	1.6	3.3	3.4	2.8	
N of Valid	170	123	120	88	501	
N of Miss	0	0	0	0	0	

Table 25: Think of where you live most of the time. Which of the following people live there with you? Sister(s)

Response	6	8	10	12	Total	
No	51.2	57.7	63.3	58.0	56.9	
Yes	48.8	42.3	36.7	42.0	43.1	
N of Valid	170	123	120	88	501	
N of Miss	0	0	0	0	0	

Table 26: Think of where you live most of the time. Which of the following people live there with you? Stepsister(s)

Response	6	8	10	12	Total	
No	96.5	95.1	96.7	97.7	96.4	
Yes	3.5	4.9	3.3	2.3	3.6	
N of Valid	170	123	120	88	501	
N of Miss	0	0	0	0	0	

Table 27: Think of where you live most of the time. Which of the following people live there with you? Other Children

Response	6	8	10	12	Total	
No	97.1	98.4	95.0	95.5	96.6	
Yes	2.9	1.6	5.0	4.5	3.4	
N of Valid	170	123	120	88	501	
N of Miss	0	0	0	0	0	

Table 28: In my school, students have lots of chances to help decide things like class activities and rules.

Response	6	8	10	12	Total	
NO!	6.1	8.6	13.8	16.3	10.4	
no	30.3	33.6	40.5	41.9	35.6	
yes	48.5	54.3	42.2	32.6	45.5	
YES!	15.2	3.4	3.4	9.3	8.5	
N of Valid	165	116	116	86	483	
N of Miss	5	7	4	2	18	

Table 29: Teachers ask me to work on special classroom projects.

Response	6	8	10	12	Total	
NO!	3.7	7.8	9.5	10.5	7.3	
no	22.0	33.9	40.5	51.2	34.5	
yes	54.9	52.2	44.8	36.0	48.4	
YES!	19.5	6.1	5.2	2.3	9.8	
N of Valid	164	115	116	86	481	
N of Miss	6	8	4	2	20	

Table 30: My teacher(s) notices when I am doing a good job and lets me know about it.

Response	6	8	10	12	Total
NO!	3.7	6.2	8.8	7.1	6.1
no	15.9	20.4	23.7	32.9	21.8
yes	45.7	48.7	53.5	42.4	47.7
YES!	34.8	24.8	14.0	17.6	24.4
N of Valid	164	113	114	85	476
N of Miss	6	10	6	3	25

Table 31: There are lots of chances for students in my school to get involved in sports, clubs, and other school activities outside of class.

Response	6	8	10	12	Total
NO!	1.8	2.6	5.2	4.7	3.3
no	6.1	6.1	8.7	7.1	6.9
yes	39.9	52.2	50.4	57.6	48.5
YES!	52.1	39.1	35.7	30.6	41.2
N of Valid	163	115	115	85	478
N of Miss	7	8	5	3	23

Table 32: There are lots of chances for students in my school to talk with a teacher one-on-one.

Response	6	8	10	12	Total
NO!	2.4	4.5	8.7	8.1	5.5
no	14.0	17.1	25.2	20.9	18.7
yes	48.8	60.4	51.3	52.3	52.7
YES!	34.8	18.0	14.8	18.6	23.1
N of Valid	164	111	115	86	476
N of Miss	6	12	5	2	25

Table 33: I feel safe at my school.





Response	6	8	10	12	Total	
NO!	3.6	7.1	13.9	10.5	8.1	
no	9.1	18.6	25.2	16.3	16.5	
yes	41.8	53.1	50.4	60.5	49.9	
YES!	45.5	21.2	10.4	12.8	25.5	
N of Valid	165	113	115	86	479	
N of Miss	5	10	5	2	22	

Table 34: The school lets my parents know when I have done something well.





Response	6	8	10	12	Total	
NO!	9.1	7.0	21.2	17.6	13.0	
no	22.6	39.1	46.0	54.1	37.7	
yes	37.2	45.2	26.5	20.0	33.5	
YES!	31.1	8.7	6.2	8.2	15.7	
N of Valid	164	115	113	85	477	
N of Miss	6	8	7	3	24	

Table 35: My teachers praise me when I work hard in school.





Response	6	8	10	12	Total	
NO!	8.2	10.2	18.3	16.5	12.7	
no	34.2	42.6	46.1	47.1	41.4	
yes	42.4	39.8	31.3	29.4	36.7	
YES!	15.2	7.4	4.3	7.1	9.2	
N of Valid	158	108	115	85	466	
N of Miss	12	15	5	3	35	

Table 36: Are your school grades better than the grades of most students in your class?





Response	6	8	10	12	Total	
NO!	7.2	2.7	4.4	3.5	4.8	
no	30.7	26.5	36.3	25.6	30.1	
yes	48.2	54.0	45.1	59.3	50.8	
YES!	13.9	16.8	14.2	11.6	14.2	
N of Valid	166	113	113	86	478	
N of Miss	4	10	7	2	23	

Table 37: I have lots of chances to be part of class discussions or activities.





Response	6	8	10	12	Total	
NO!	3.7	3.6	9.6	3.5	5.0	
no	9.2	21.4	20.0	29.1	18.3	
yes	52.8	64.3	53.9	53.5	55.9	
YES!	34.4	10.7	16.5	14.0	20.8	
N of Valid	163	112	115	86	476	
N of Miss	7	11	5	2	25	

Table 38: Now thinking back over the past year in school, how often did you: enjoy being in school?






Response	6	8	10	12	Total	
Never	7.4	14.7	13.9	12.6	11.6	
Seldom	7.4	15.5	19.4	18.4	14.1	
Sometimes	35.6	45.7	44.4	44.8	41.8	
Often	23.9	17.2	13.0	21.8	19.4	
Almost always	25.8	6.9	9.3	2.3	13.1	
N of Valid	163	116	108	87	474	
N of Miss	7	7	12	1	27	

Table 39: Now thinking back over the past year in school, how often did you: hate being in school?

Response	6	8	10	12	Total	
Never	25.3	5.1	5.6	2.3	11.6	
Seldom	24.1	21.4	14.0	13.8	19.2	
Sometimes	30.2	34.2	40.2	40.2	35.3	
Often	13.0	22.2	20.6	21.8	18.6	
Almost always	7.4	17.1	19.6	21.8	15.2	
N of Valid	162	117	107	87	473	
N of Miss	8	6	13	1	28	

Table 40: Now thinking back over the past year in school, how often did you: try to do your best work in school?

Response	6	8	10	12	Total	
Never	0.6	0.9	1.8	2.3	1.3	
Seldom	0.6	2.6	0.9	1.1	1.3	
Sometimes	2.5	6.9	19.1	13.8	9.6	
Often	18.4	28.4	37.3	34.5	28.2	
Almost always	77.8	61.2	40.9	48.3	59.7	
N of Valid	158	116	110	87	471	
N of Miss	12	7	10	1	30	

Table 41: How often do you feel that the school work you are assigned is meaningful and important?

Response	6	8	10	12	Total	
Never	6.8	5.2	10.1	6.9	7.2	
Seldom	4.3	12.9	20.2	31.0	15.0	
Sometimes	17.3	33.6	38.5	39.1	30.2	
Often	32.1	29.3	19.3	18.4	25.9	
Almost always	39.5	19.0	11.9	4.6	21.7	
N of Valid	162	116	109	87	474	
N of Miss	8	7	11	1	27	

Table 42: Putting them all together, what were your grades like last year?

Response	6	8	10	12	Total	
Mostly F's	2.0	0.0	0.9	0.0	0.9	
Mostly D's	2.6	3.7	2.8	1.1	2.6	
Mostly C's	13.1	5.6	26.4	17.2	15.2	
Mostly B's	32.0	46.3	43.4	44.8	40.5	
Mostly A's	50.3	44.4	26.4	36.8	40.7	
N of Valid	153	108	106	87	454	
N of Miss	17	15	14	1	47	

Table 43: How important do you think the things you are learning in school are going to be for your later life?

Response	6	8	10	12	Total	
Very important	62.2	32.5	12.6	14.8	34.8	
Quite important	15.9	22.2	23.4	15.9	19.2	
Fairly important	14.6	31.6	30.6	33.0	25.8	
Slightly important	6.7	9.4	24.3	33.0	16.2	
Not at all important	0.6	4.3	9.0	3.4	4.0	
N of Valid	164	117	111	88	480	
N of Miss	6	6	9	0	21	

Table 44: Do your parents care about your skipping or cutting school?

Response	6	8	10	12	Total	
Yes	94.5	96.4	96.4	96.6	95.8	
No	5.5	3.6	3.6	3.4	4.2	
N of Valid	163	112	110	87	472	
N of Miss	7	11	10	1	29	

Table 45: During the LAST FOUR WEEKS how many whole days of school have you missed because you skipped or 'cut'?








Response	6	8	10	12	Total	
None	66.9	69.0	64.0	69.3	67.2	
1	12.7	15.5	11.7	3.4	11.4	
2	5.4	6.0	9.9	11.4	7.7	
3	6.6	6.0	7.2	10.2	7.3	
4-5	4.2	3.4	4.5	3.4	4.0	
6-10	4.2	0.0	2.7	1.1	2.3	
11 or more	0.0	0.0	0.0	1.1	0.2	
N of Valid	166	116	111	88	481	
N of Miss	4	7	9	0	20	

Table 46: What are the chances you would be seen as cool if you: smoked cigarettes?






Response	6	8	10	12	Total	
No or very little chance	95.0	84.3	70.0	68.2	81.6	
Little chance	2.5	8.3	12.7	17.0	9.0	
Some chance	0.6	4.6	11.8	11.4	6.2	
Pretty good chance	1.2	1.9	3.6	3.4	2.4	
Very good chance	0.6	0.9	1.8	0.0	0.9	
N of Valid	161	108	110	88	467	
N of Miss	9	15	10	0	34	

Table 47: What are the chances you would be seen as cool if you: worked hard at school?






Response	6	8	10	12	Total	
No or very little chance	3.7	7.3	13.8	13.8	8.8	
Little chance	4.3	6.4	13.8	6.9	7.5	
Some chance	11.2	20.9	32.1	33.3	22.5	
Pretty good chance	23.0	26.4	29.4	27.6	26.1	
Very good chance	57.8	39.1	11.0	18.4	35.1	
N of Valid	161	110	109	87	467	
N of Miss	9	13	11	1	34	

Table 48: What are the chances you would be seen as cool if you: began drinking alcoholic beverages regularly, that is, at least once or twice a month?


Response	6	8	10	12	Total	
No or very little chance	91.9	77.3	48.2	46.0	69.6	
Little chance	3.8	11.8	17.3	16.1	11.1	
Some chance	1.9	5.5	10.9	18.4	7.9	
Pretty good chance	1.2	2.7	12.7	12.6	6.4	
Very good chance	1.2	2.7	10.9	6.9	4.9	
N of Valid	160	110	110	87	467	
N of Miss	10	13	10	1	34	

Table 49: What are the chances you would be seen as cool if you: defended someone who was being bullied?

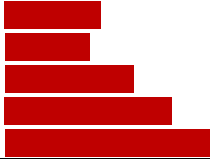
Response	6	8	10	12	Total	
No or very little chance	13.1	14.5	13.8	11.4	13.3	
Little chance	6.9	11.8	18.3	10.2	11.3	
Some chance	9.4	20.0	26.6	23.9	18.6	
Pretty good chance	20.6	22.7	28.4	31.8	25.1	
Very good chance	50.0	30.9	12.8	22.7	31.7	
N of Valid	160	110	109	88	467	
N of Miss	10	13	11	0	34	

Table 50: What are the chances you would be seen as cool if you: smoked marijuana?


Response	6	8	10	12	Total	
No or very little chance	96.2	75.5	58.3	51.1	73.9	
Little chance	1.3	7.5	13.0	11.4	7.4	
Some chance	0.6	8.5	8.3	14.8	7.0	
Pretty good chance	1.3	5.7	11.1	13.6	7.0	
Very good chance	0.6	2.8	9.3	9.1	4.8	
N of Valid	158	106	108	88	460	
N of Miss	12	17	12	0	41	

Table 51: What are the chances you would be seen as cool if you: carried a handgun?

Response	6	8	10	12	Total	
No or very little chance	88.7	76.9	66.4	67.0	76.6	
Little chance	5.7	9.3	15.0	12.5	10.0	
Some chance	3.1	3.7	10.3	10.2	6.3	
Pretty good chance	0.6	5.6	2.8	6.8	3.5	
Very good chance	1.9	4.6	5.6	3.4	3.7	
N of Valid	159	108	107	88	462	
N of Miss	11	15	13	0	39	

Table 52: What are the chances you would be seen as cool if you: used e-cigarettes, e-cigars or e-hookahs?

Response	6	8	10	12	Total	
No or very little chance	95.6	80.4	68.8	62.5	79.4	
Little chance	1.9	9.3	12.8	15.9	8.9	
Some chance	0.6	6.5	11.0	14.8	7.1	
Pretty good chance	0.6	2.8	3.7	3.4	2.4	
Very good chance	1.3	0.9	3.7	3.4	2.2	
N of Valid	158	107	109	88	462	
N of Miss	12	16	11	0	39	

Table 53: What are the chances you would be seen as cool if you: bullied someone or cyber bullied someone?

Response	6	8	10	12	Total	
No or very little chance	87.0	70.6	70.6	85.2	79.0	
Little chance	9.3	13.8	11.0	8.0	10.5	
Some chance	2.5	6.4	9.2	4.5	5.4	
Pretty good chance	0.6	7.3	4.6	1.1	3.2	
Very good chance	0.6	1.8	4.6	1.1	1.9	
N of Valid	161	109	109	88	467	
N of Miss	9	14	11	0	34	

Table 54: Think of your four best friends (the friends you feel closest to). In the past year (12 months), how many of your best friends have: participated in clubs, organizations or activities at school?






Response	6	8	10	12	Total	
0	20.4	11.3	18.5	10.2	15.9	
1	9.3	1.9	17.6	14.8	10.6	
2	10.5	16.0	15.7	13.6	13.6	
3	14.2	27.4	12.0	11.4	16.2	
4	45.7	43.4	36.1	50.0	43.8	
N of Valid	162	106	108	88	464	
N of Miss	8	17	12	0	37	

Table 55: Think of your four best friends (the friends you feel closest to). In the past year (12 months), how many of your best friends have: smoked cigarettes?






Response	6	8	10	12	Total	
0	98.7	86.7	59.4	50.0	77.5	
1	0.0	7.6	17.9	13.6	8.5	
2	0.0	1.9	6.6	13.6	4.6	
3	0.0	1.9	6.6	10.2	3.9	
4	1.3	1.9	9.4	12.5	5.5	
N of Valid	159	105	106	88	458	
N of Miss	11	18	14	0	43	

Table 56: Think of your four best friends (the friends you feel closest to). In the past year (12 months), how many of your best friends have: tried beer, wine or hard liquor (for example, vodka, whiskey, or gin) when their parents didn't know about it?






Response	6	8	10	12	Total	
0	93.8	73.1	36.8	29.5	63.7	
1	4.3	18.3	20.8	10.2	12.4	
2	1.2	3.8	13.2	13.6	7.0	
3	0.0	1.9	4.7	19.3	5.2	
4	0.6	2.9	24.5	27.3	11.7	
N of Valid	162	104	106	88	460	
N of Miss	8	19	14	0	41	

Table 57: Think of your four best friends (the friends you feel closest to). In the past year (12 months), how many of your best friends have: used e-cigarettes, e-cigars, or e-hookahs?






Response	6	8	10	12	Total	
0	98.8	91.5	72.4	65.9	84.8	
1	0.6	5.7	13.3	10.2	6.5	
2	0.0	1.9	5.7	10.2	3.7	
3	0.0	0.9	1.9	8.0	2.2	
4	0.6	0.0	6.7	5.7	2.8	
N of Valid	162	106	105	88	461	
N of Miss	8	17	15	0	40	

Table 58: Think of your four best friends (the friends you feel closest to). In the past year (12 months), how many of your best friends have: used marijuana?






Response	6	8	10	12	Total	
0	98.2	86.7	57.7	44.3	76.1	
1	0.6	9.5	16.3	17.0	9.3	
2	0.0	1.0	9.6	13.6	5.0	
3	0.0	1.0	4.8	10.2	3.3	
4	1.2	1.9	11.5	14.8	6.3	
N of Valid	163	105	104	88	460	
N of Miss	7	18	16	0	41	

Table 59: Think of your four best friends (the friends you feel closest to). In the past year (12 months), how many of your best friends have: used prescription drugs or non-prescription drugs for the purpose of getting high?





Response	6	8	10	12	Total	
0	100.0	96.2	75.5	76.1	89.0	
1	0.0	2.8	15.1	10.2	6.1	
2	0.0	0.0	3.8	10.2	2.8	
3	0.0	0.0	0.0	0.0	0.0	
4	0.0	0.9	5.7	3.4	2.2	
N of Valid	162	106	106	88	462	
N of Miss	8	17	14	0	39	

Table 60: Think of your four best friends (the friends you feel closest to). In the past year (12 months), how many of your best friends have: used synthetic marijuana (K2, spice) or bath salts?






Response	6	8	10	12	Total	
0	99.4	97.2	93.4	88.6	95.4	
1	0.0	1.9	3.8	6.8	2.6	
2	0.6	0.0	0.9	2.3	0.9	
3	0.0	0.0	0.9	1.1	0.4	
4	0.0	0.9	0.9	1.1	0.7	
N of Valid	161	106	106	88	461	
N of Miss	9	17	14	0	40	

Table 61: Think of your four best friends (the friends you feel closest to). In the past year (12 months), how many of your best friends have: used LSD, cocaine, amphetamines, or other illegal drugs?






Response	6	8	10	12	Total	
0	100.0	95.3	86.0	90.9	93.9	
1	0.0	3.8	8.4	5.7	3.9	
2	0.0	0.0	2.8	1.1	0.9	
3	0.0	0.9	1.9	2.3	1.1	
4	0.0	0.0	0.9	0.0	0.2	
N of Valid	158	106	107	88	459	
N of Miss	12	17	13	0	42	

Table 62: Think of your four best friends (the friends you feel closest to). In the past year (12 months), how many of your best friends have: been bullied?






Response	6	8	10	12	Total	
0	34.4	43.4	55.2	69.3	48.0	
1	21.7	22.6	21.9	11.4	20.0	
2	11.5	11.3	9.5	10.2	10.7	
3	11.5	4.7	2.9	3.4	6.4	
4	21.0	17.9	10.5	5.7	14.9	
N of Valid	157	106	105	88	456	
N of Miss	13	17	15	0	45	

Table 63: Think of your four best friends (the friends you feel closest to). In the past year (12 months), how many of your best friends have: been suspended from school?






Response	6	8	10	12	Total	
0	68.1	51.9	58.1	76.1	63.6	
1	19.0	21.3	20.0	15.9	19.2	
2	7.4	14.8	13.3	5.7	10.1	
3	1.2	3.7	5.7	0.0	2.6	
4	4.3	8.3	2.9	2.3	4.5	
N of Valid	163	108	105	88	464	
N of Miss	7	15	15	0	37	

Table 64: Think of your four best friends (the friends you feel closest to). In the past year (12 months), how many of your best friends have: carried a handgun?






Response	6	8	10	12	Total	
0	98.1	85.2	87.6	85.1	90.2	
1	1.2	6.5	5.7	5.7	4.3	
2	0.0	1.9	4.8	2.3	2.0	
3	0.6	1.9	1.9	1.1	1.3	
4	0.0	4.6	0.0	5.7	2.2	
N of Valid	160	108	105	87	460	
N of Miss	10	15	15	1	41	

Table 65: Think of your four best friends (the friends you feel closest to). In the past year (12 months), how many of your best friends have: sold illegal drugs?






Response	6	8	10	12	Total	
0	97.5	96.2	90.5	80.5	92.4	
1	0.0	2.9	4.8	11.5	3.9	
2	0.6	0.0	0.0	4.6	1.1	
3	0.0	0.0	2.9	3.4	1.3	
4	1.9	1.0	1.9	0.0	1.3	
N of Valid	162	105	105	87	459	
N of Miss	8	18	15	1	42	

Table 66: Think of your four best friends (the friends you feel closest to). In the past year (12 months), how many of your best friends have: regularly attended religious services?






Response	6	8	10	12	Total	
0	48.0	37.3	29.1	25.0	36.6	
1	9.2	7.8	14.6	15.9	11.5	
2	7.2	12.7	11.7	22.7	12.6	
3	5.9	9.8	17.5	9.1	10.1	
4	29.6	32.4	27.2	27.3	29.2	
N of Valid	152	102	103	88	445	
N of Miss	18	21	17	0	56	

Table 67: Think of your four best friends (the friends you feel closest to). In the past year (12 months), how many of your best friends have: stolen or tried to steal a motor vehicle such as a car or motorcycle?





Response	6	8	10	12	Total	
0	98.8	96.3	91.4	94.3	95.7	
1	0.0	2.8	6.7	5.7	3.3	
2	0.0	0.9	1.0	0.0	0.4	
3	0.0	0.0	0.0	0.0	0.0	
4	1.2	0.0	1.0	0.0	0.7	
N of Valid	161	107	105	88	461	
N of Miss	9	16	15	0	40	

Table 68: Think of your four best friends (the friends you feel closest to). In the past year (12 months), how many of your best friends have: been arrested?






Response	6	8	10	12	Total	
0	97.5	90.7	84.8	85.2	90.7	
1	1.2	4.7	7.6	9.1	5.0	
2	0.6	2.8	5.7	4.5	3.0	
3	0.0	0.9	1.9	1.1	0.9	
4	0.6	0.9	0.0	0.0	0.4	
N of Valid	161	107	105	88	461	
N of Miss	9	16	15	0	40	

Table 69: Think of your four best friends (the friends you feel closest to). In the past year (12 months), how many of your best friends have: dropped out of school?

Response	6	8	10	12	Total	
0	95.1	96.3	91.4	92.0	93.9	
1	4.3	0.9	4.8	8.0	4.3	
2	0.6	0.9	2.9	0.0	1.1	
3	0.0	0.0	0.0	0.0	0.0	
4	0.0	1.9	1.0	0.0	0.7	
N of Valid	162	107	105	87	461	
N of Miss	8	16	15	1	40	

Table 70: Think of your four best friends (the friends you feel closest to). In the past year (12 months), how many of your best friends have: been members of a gang?

Response	6	8	10	12	Total	
0	93.1	91.6	85.6	89.8	90.4	
1	2.5	3.7	4.8	4.5	3.7	
2	3.1	1.9	5.8	1.1	3.1	
3	0.0	0.0	1.0	1.1	0.4	
4	1.3	2.8	2.9	3.4	2.4	
N of Valid	159	107	104	88	458	
N of Miss	11	16	16	0	43	

Table 71: How old were you when you first: smoked marijuana?

Response	6	8	10	12	Total	
Never	99.4	92.3	82.5	65.9	87.5	
10 or younger	0.6	0.0	1.9	2.3	1.1	
11	0.0	3.8	1.0	1.1	1.3	
12	0.0	1.9	3.9	3.4	2.0	
13	0.0	1.0	1.9	0.0	0.7	
14	0.0	0.0	3.9	6.8	2.2	
15	0.0	0.0	4.9	6.8	2.4	
16	0.0	0.0	0.0	8.0	1.5	
17 or older	0.0	1.0	0.0	5.7	1.3	
N of Valid	162	104	103	88	457	
N of Miss	8	19	17	0	44	

Table 72: How old were you when you first: smoked a cigarette, even just a puff?










Response	6	8	10	12	Total	
Never	96.3	93.2	72.4	69.3	85.0	
10 or younger	3.7	2.9	6.7	3.4	4.1	
11	0.0	1.0	2.9	1.1	1.1	
12	0.0	1.9	4.8	6.8	2.8	
13	0.0	0.0	1.9	5.7	1.5	
14	0.0	0.0	4.8	1.1	1.3	
15	0.0	0.0	5.7	3.4	2.0	
16	0.0	0.0	1.0	5.7	1.3	
17 or older	0.0	1.0	0.0	3.4	0.9	
N of Valid	163	103	105	88	459	
N of Miss	7	20	15	0	42	

Table 73: How old were you when you first: had more than a sip or two of beer, wine or hard liquor (for example, vodka, whiskey, or gin)?










Response	6	8	10	12	Total	
Never	95.0	79.8	54.8	38.6	71.6	
10 or younger	3.1	6.7	9.6	8.0	6.3	
11	1.9	6.7	2.9	1.1	3.1	
12	0.0	0.0	3.8	1.1	1.1	
13	0.0	4.8	9.6	4.5	4.2	
14	0.0	1.0	9.6	8.0	3.9	
15	0.0	0.0	7.7	12.5	4.2	
16	0.0	0.0	1.9	15.9	3.5	
17 or older	0.0	1.0	0.0	10.2	2.2	
N of Valid	161	104	104	88	457	
N of Miss	9	19	16	0	44	

Table 74: How old were you when you first: began drinking alcoholic beverages regularly, that is, at least once or twice a month?










Response	6	8	10	12	Total	
Never	99.4	97.0	75.7	80.5	89.8	
10 or younger	0.6	0.0	2.9	1.1	1.1	
11	0.0	1.0	0.0	0.0	0.2	
12	0.0	1.0	0.0	1.1	0.4	
13	0.0	0.0	1.9	3.4	1.1	
14	0.0	1.0	4.9	0.0	1.3	
15	0.0	0.0	12.6	5.7	4.0	
16	0.0	0.0	1.9	3.4	1.1	
17 or older	0.0	0.0	0.0	4.6	0.9	
N of Valid	162	100	103	87	452	
N of Miss	8	23	17	1	49	

Table 75: How old were you when you first: used Daztrex?


Response	6	8	10	12	Total	
Never	100.0	100.0	100.0	100.0	100.0	
10 or younger	0.0	0.0	0.0	0.0	0.0	
11	0.0	0.0	0.0	0.0	0.0	
12	0.0	0.0	0.0	0.0	0.0	
13	0.0	0.0	0.0	0.0	0.0	
14	0.0	0.0	0.0	0.0	0.0	
15	0.0	0.0	0.0	0.0	0.0	
16	0.0	0.0	0.0	0.0	0.0	
17 or older	0.0	0.0	0.0	0.0	0.0	
N of Valid	151	101	104	88	444	
N of Miss	19	22	16	0	57	

Table 76: How old were you when you first: got suspended from school?









Response	6	8	10	12	Total	
Never	89.0	73.6	66.3	75.9	77.9	
10 or younger	6.1	13.2	5.8	3.4	7.2	
11	4.3	2.8	7.7	3.4	4.6	
12	0.6	6.6	5.8	3.4	3.7	
13	0.0	3.8	5.8	3.4	2.8	
14	0.0	0.0	4.8	3.4	1.7	
15	0.0	0.0	2.9	5.7	1.7	
16	0.0	0.0	1.0	1.1	0.4	
17 or older	0.0	0.0	0.0	0.0	0.0	
N of Valid	164	106	104	87	461	
N of Miss	6	17	16	1	40	

Table 77: How old were you when you first: got arrested?









Response	6	8	10	12	Total	
Never	99.4	98.1	89.3	88.6	94.8	
10 or younger	0.0	0.0	0.0	0.0	0.0	
11	0.6	0.0	1.0	0.0	0.4	
12	0.0	0.0	1.0	0.0	0.2	
13	0.0	1.9	3.9	2.3	1.7	
14	0.0	0.0	3.9	1.1	1.1	
15	0.0	0.0	1.0	2.3	0.7	
16	0.0	0.0	0.0	4.5	0.9	
17 or older	0.0	0.0	0.0	1.1	0.2	
N of Valid	162	106	103	88	459	
N of Miss	8	17	17	0	42	

Table 78: How old were you when you first: carried a handgun?


Response	6	8	10	12	Total	
Never	99.4	84.8	91.3	89.8	92.3	
10 or younger	0.6	5.7	1.9	3.4	2.6	
11	0.0	3.8	0.0	1.1	1.1	
12	0.0	1.9	0.0	0.0	0.4	
13	0.0	2.9	3.9	1.1	1.8	
14	0.0	1.0	1.9	1.1	0.9	
15	0.0	0.0	0.0	1.1	0.2	
16	0.0	0.0	1.0	1.1	0.4	
17 or older	0.0	0.0	0.0	1.1	0.2	
N of Valid	161	105	103	88	457	
N of Miss	9	18	17	0	44	

Table 79: How old were you when you first: used e-cigarettes, e-cigars, or e-hookahs?


Response	6	8	10	12	Total	
Never	98.8	97.1	81.7	87.5	92.3	
10 or younger	0.6	0.0	1.0	0.0	0.4	
11	0.0	1.0	1.9	0.0	0.7	
12	0.6	1.0	1.0	1.1	0.9	
13	0.0	1.0	2.9	2.3	1.3	
14	0.0	0.0	7.7	1.1	2.0	
15	0.0	0.0	2.9	4.5	1.5	
16	0.0	0.0	1.0	1.1	0.4	
17 or older	0.0	0.0	0.0	2.3	0.4	
N of Valid	160	105	104	88	457	
N of Miss	10	18	16	0	44	

Table 80: How old were you when you first: belonged to a gang?








Response	6	8	10	12	Total	
Never	98.1	96.1	93.3	95.5	96.0	
10 or younger	0.6	2.0	0.0	1.1	0.9	
11	0.6	0.0	0.0	0.0	0.2	
12	0.0	0.0	0.0	0.0	0.0	
13	0.6	1.0	1.9	1.1	1.1	
14	0.0	1.0	1.0	0.0	0.4	
15	0.0	0.0	1.0	1.1	0.4	
16	0.0	0.0	2.9	1.1	0.9	
17 or older	0.0	0.0	0.0	0.0	0.0	
N of Valid	160	102	104	88	454	
N of Miss	10	21	16	0	47	

Table 81: How old were you when you first: used prescription drugs not prescribed to you?










Response	6	8	10	12	Total	
Never	99.4	96.2	90.4	88.6	94.6	
10 or younger	0.0	0.0	1.0	1.1	0.4	
11	0.6	0.9	0.0	0.0	0.4	
12	0.0	0.9	1.0	1.1	0.7	
13	0.0	1.9	3.8	0.0	1.3	
14	0.0	0.0	1.0	2.3	0.7	
15	0.0	0.0	1.0	1.1	0.4	
16	0.0	0.0	1.9	4.5	1.3	
17 or older	0.0	0.0	0.0	1.1	0.2	
N of Valid	163	106	104	88	461	
N of Miss	7	17	16	0	40	

Table 82: How wrong do you think it is for someone your age to: take a handgun to school?





Response	6	8	10	12	Total	
Very wrong	94.6	89.7	79.4	87.5	88.8	
Wrong	4.2	7.5	12.7	10.2	8.0	
A little bit wrong	1.2	1.9	5.9	2.3	2.6	
Not at all wrong	0.0	0.9	2.0	0.0	0.6	
N of Valid	166	107	102	88	463	
N of Miss	4	16	18	0	38	

Table 83: How wrong do you think it is for someone your age to: steal anything?





Response	6	8	10	12	Total	
Very wrong	83.0	72.2	65.3	69.3	74.1	
Wrong	14.5	19.4	26.5	26.1	20.5	
A little bit wrong	1.8	7.4	6.1	4.5	4.6	
Not at all wrong	0.6	0.9	2.0	0.0	0.9	
N of Valid	165	108	98	88	459	
N of Miss	5	15	22	0	42	

Table 84: How wrong do you think it is for someone your age to: pick a fight with someone?





Response	6	8	10	12	Total	
Very wrong	72.1	42.1	39.4	52.3	54.2	
Wrong	20.0	28.0	28.3	27.3	25.1	
A little bit wrong	4.8	23.4	25.3	17.0	15.9	
Not at all wrong	3.0	6.5	7.1	3.4	4.8	
N of Valid	165	107	99	88	459	
N of Miss	5	16	21	0	42	

Table 85: How wrong do you think it is for someone your age to: attack someone with the idea of seriously hurting them?





Response	6	8	10	12	Total	
Very wrong	93.3	74.1	62.6	67.4	77.2	
Wrong	5.5	18.5	19.2	22.1	14.7	
A little bit wrong	0.6	4.6	15.2	9.3	6.3	
Not at all wrong	0.6	2.8	3.0	1.2	1.8	
N of Valid	164	108	99	86	457	
N of Miss	6	15	21	2	44	

Table 86: How wrong do you think it is for someone your age to: stay away from school all day when their parents think they are at school?





Response	6	8	10	12	Total	
Very wrong	87.8	84.8	58.6	48.9	73.2	
Wrong	8.5	9.5	28.3	36.4	18.4	
A little bit wrong	3.0	3.8	12.1	13.6	7.2	
Not at all wrong	0.6	1.9	1.0	1.1	1.1	
N of Valid	164	105	99	88	456	
N of Miss	6	18	21	0	45	

Table 87: How wrong do you think it is for someone your age to: drink beer, wine or hard liquor (for example, vodka, whiskey, or gin) regularly?





Response	6	8	10	12	Total	
Very wrong	95.2	75.2	44.0	47.1	70.2	
Wrong	3.0	13.3	25.0	12.6	12.0	
A little bit wrong	0.6	7.6	21.0	32.2	12.7	
Not at all wrong	1.2	3.8	10.0	8.0	5.0	
N of Valid	165	105	100	87	457	
N of Miss	5	18	20	1	44	

Table 88: How wrong do you think it is for someone your age to: smoke cigarettes?





Response	6	8	10	12	Total	
Very wrong	97.0	84.9	56.6	50.0	76.4	
Wrong	1.2	8.5	25.3	21.6	12.0	
A little bit wrong	1.2	5.7	10.1	20.5	7.9	
Not at all wrong	0.6	0.9	8.1	8.0	3.7	
N of Valid	165	106	99	88	458	
N of Miss	5	17	21	0	43	

Table 89: How wrong do you think it is for someone your age to: smoke marijuana?





Response	6	8	10	12	Total	
Very wrong	98.8	81.0	61.6	52.9	77.9	
Wrong	1.2	5.7	16.2	14.9	8.1	
A little bit wrong	0.0	9.5	12.1	18.4	8.3	
Not at all wrong	0.0	3.8	10.1	13.8	5.7	
N of Valid	165	105	99	87	456	
N of Miss	5	18	21	1	45	

Table 90: How wrong do you think it is for someone your age to: use prescription drugs or non-prescription drugs for the purpose of getting high?





Response	6	8	10	12	Total	
Very wrong	99.4	89.5	70.7	79.3	87.0	
Wrong	0.6	7.6	17.2	17.2	9.0	
A little bit wrong	0.0	1.9	7.1	3.4	2.6	
Not at all wrong	0.0	1.0	5.1	0.0	1.3	
N of Valid	164	105	99	87	455	
N of Miss	6	18	21	1	46	

Table 91: How wrong do you think it is for someone your age to: use synthetic marijuana (K2, spice) or bath salts?





Response	6	8	10	12	Total	
Very wrong	98.8	90.4	82.8	87.4	91.1	
Wrong	0.6	6.7	11.1	12.6	6.7	
A little bit wrong	0.6	1.9	3.0	0.0	1.3	
Not at all wrong	0.0	1.0	3.0	0.0	0.9	
N of Valid	161	104	99	87	451	
N of Miss	9	19	21	1	50	

Table 92: How wrong do you think it is for someone your age to: use LSD, cocaine, amphetamines or another illegal drug?





Response	6	8	10	12	Total	
Very wrong	100.0	93.3	81.8	93.2	93.2	
Wrong	0.0	4.8	11.1	6.8	4.8	
A little bit wrong	0.0	1.0	3.0	0.0	0.9	
Not at all wrong	0.0	1.0	4.0	0.0	1.1	
N of Valid	164	105	99	88	456	
N of Miss	6	18	21	0	45	

Table 93: How wrong do you think it is for someone your age to: use e-cigarettes, e-cigars or e-hookahs?





Response	6	8	10	12	Total	
Very wrong	97.0	86.8	58.8	59.1	79.1	
Wrong	1.8	7.5	16.5	17.0	9.2	
A little bit wrong	0.6	2.8	16.5	15.9	7.5	
Not at all wrong	0.6	2.8	8.2	8.0	4.2	
N of Valid	164	106	97	88	455	
N of Miss	6	17	23	0	46	

Table 94: At school during the past 12 months, did you receive help from the resource teacher, speech therapist or other special education teacher?



Response	6	8	10	12	Total	
No	74.2	77.1	94.0	90.9	82.7	
Yes	25.8	22.9	6.0	9.1	17.3	
N of Valid	128	83	83	77	371	
N of Miss	42	40	37	11	130	

Table 95: How many times in the past year (12 months) have you: been suspended from school?







Response	6	8	10	12	Total	
Never	89.1	84.0	83.9	94.3	87.8	
1 to 2 times	8.5	14.2	10.8	3.4	9.3	
3 to 5 times	2.4	0.9	3.2	2.3	2.2	
6 to 9 times	0.0	0.0	0.0	0.0	0.0	
10 to 19 times	0.0	0.0	1.1	0.0	0.2	
20 to 29 times	0.0	0.0	1.1	0.0	0.2	
30 to 39 times	0.0	0.0	0.0	0.0	0.0	
40+ times	0.0	0.9	0.0	0.0	0.2	
N of Valid	165	106	93	88	452	
N of Miss	5	17	27	0	49	

Table 96: How many times in the past year (12 months) have you: carried a handgun?









Response	6	8	10	12	Total	
Never	98.2	84.8	96.7	92.0	93.5	
1 to 2 times	1.2	3.8	2.2	2.3	2.2	
3 to 5 times	0.0	1.0	1.1	1.1	0.7	
6 to 9 times	0.0	1.0	0.0	0.0	0.2	
10 to 19 times	0.0	1.9	0.0	1.1	0.7	
20 to 29 times	0.0	1.9	0.0	0.0	0.4	
30 to 39 times	0.0	1.0	0.0	0.0	0.2	
40+ times	0.6	4.8	0.0	3.4	2.0	
N of Valid	165	105	92	87	449	
N of Miss	5	18	28	1	52	

Table 97: How many times in the past year (12 months) have you: sold illegal drugs?






Response	6	8	10	12	Total	
Never	100.0	99.0	94.6	93.1	97.3	
1 to 2 times	0.0	1.0	1.1	2.3	0.9	
3 to 5 times	0.0	0.0	0.0	0.0	0.0	
6 to 9 times	0.0	0.0	2.2	1.1	0.7	
10 to 19 times	0.0	0.0	2.2	2.3	0.9	
20 to 29 times	0.0	0.0	0.0	0.0	0.0	
30 to 39 times	0.0	0.0	0.0	0.0	0.0	
40+ times	0.0	0.0	0.0	1.1	0.2	
N of Valid	163	103	92	87	445	
N of Miss	7	20	28	1	56	

Table 98: How many times in the past year (12 months) have you: stolen or tried to steal a motor vehicle such as a car or motorcycle?




Response	6	8	10	12	Total	
Never	99.4	98.1	96.7	98.9	98.4	
1 to 2 times	0.0	1.9	3.3	1.1	1.3	
3 to 5 times	0.0	0.0	0.0	0.0	0.0	
6 to 9 times	0.0	0.0	0.0	0.0	0.0	
10 to 19 times	0.6	0.0	0.0	0.0	0.2	
20 to 29 times	0.0	0.0	0.0	0.0	0.0	
30 to 39 times	0.0	0.0	0.0	0.0	0.0	
40+ times	0.0	0.0	0.0	0.0	0.0	
N of Valid	163	103	92	87	445	
N of Miss	7	20	28	1	56	

Table 99: How many times in the past year (12 months) have you: participated in clubs, organizations or activities at school?









Response	6	8	10	12	Total	
Never	32.9	30.4	42.4	32.6	34.2	
1 to 2 times	28.6	22.5	16.3	12.8	21.5	
3 to 5 times	6.8	16.7	13.0	11.6	11.3	
6 to 9 times	10.6	13.7	5.4	9.3	10.0	
10 to 19 times	5.6	5.9	3.3	5.8	5.2	
20 to 29 times	1.2	1.0	2.2	7.0	2.5	
30 to 39 times	2.5	0.0	2.2	2.3	1.8	
40+ times	11.8	9.8	15.2	18.6	13.4	
N of Valid	161	102	92	86	441	
N of Miss	9	21	28	2	60	

Table 100: How many times in the past year (12 months) have you: been arrested?






Response	6	8	10	12	Total	
Never	99.4	98.0	93.5	95.3	97.0	
1 to 2 times	0.0	1.0	3.3	4.7	1.8	
3 to 5 times	0.0	1.0	0.0	0.0	0.2	
6 to 9 times	0.6	0.0	2.2	0.0	0.7	
10 to 19 times	0.0	0.0	1.1	0.0	0.2	
20 to 29 times	0.0	0.0	0.0	0.0	0.0	
30 to 39 times	0.0	0.0	0.0	0.0	0.0	
40+ times	0.0	0.0	0.0	0.0	0.0	
N of Valid	160	102	92	86	440	
N of Miss	10	21	28	2	61	

Table 101: How many times in the past year (12 months) have you: attacked someone with the idea of seriously hurting them?








Response	6	8	10	12	Total	
Never	96.3	90.2	85.7	93.1	92.1	
1 to 2 times	1.9	5.9	7.7	5.7	4.8	
3 to 5 times	0.0	3.9	1.1	0.0	1.1	
6 to 9 times	0.6	0.0	3.3	0.0	0.9	
10 to 19 times	0.6	0.0	1.1	1.1	0.7	
20 to 29 times	0.6	0.0	0.0	0.0	0.2	
30 to 39 times	0.0	0.0	0.0	0.0	0.0	
40+ times	0.0	0.0	1.1	0.0	0.2	
N of Valid	162	102	91	87	442	
N of Miss	8	21	29	1	59	

Table 102: How many times in the past year (12 months) have you: been drunk or high at school?







Response	6	8	10	12	Total	
Never	99.4	98.0	85.7	87.5	93.9	
1 to 2 times	0.0	1.0	9.9	6.8	3.6	
3 to 5 times	0.0	0.0	2.2	1.1	0.7	
6 to 9 times	0.6	1.0	0.0	4.5	1.4	
10 to 19 times	0.0	0.0	1.1	0.0	0.2	
20 to 29 times	0.0	0.0	1.1	0.0	0.2	
30 to 39 times	0.0	0.0	0.0	0.0	0.0	
40+ times	0.0	0.0	0.0	0.0	0.0	
N of Valid	162	101	91	88	442	
N of Miss	8	22	29	0	59	

Table 103: How many times in the past year (12 months) have you: taken a handgun to school?




Response	6	8	10	12	Total	
Never	100.0	100.0	98.9	98.9	99.5	
1 to 2 times	0.0	0.0	0.0	0.0	0.0	
3 to 5 times	0.0	0.0	0.0	0.0	0.0	
6 to 9 times	0.0	0.0	0.0	0.0	0.0	
10 to 19 times	0.0	0.0	0.0	1.1	0.2	
20 to 29 times	0.0	0.0	1.1	0.0	0.2	
30 to 39 times	0.0	0.0	0.0	0.0	0.0	
40+ times	0.0	0.0	0.0	0.0	0.0	
N of Valid	162	102	91	87	442	
N of Miss	8	21	29	1	59	

Table 104: Are you currently on probation, or assigned a probation officer with Juvenile Court?



Response	6	8	10	12	Total	
No	98.6	98.8	95.0	96.1	97.4	
Yes	1.4	1.2	5.0	3.9	2.6	
N of Valid	144	84	80	77	385	
N of Miss	26	39	40	11	116	

Table 105: Have you ever belonged to a gang?





Response	6	8	10	12	Total	
No	97.6	93.3	93.4	94.3	95.1	
No, but would like to	1.2	0.0	2.2	1.1	1.1	
Yes, in the past	1.2	3.8	1.1	0.0	1.6	
Yes, belong now	0.0	2.9	3.3	4.6	2.2	
Yes, but would like to get out	0.0	0.0	0.0	0.0	0.0	
N of Valid	167	105	91	87	450	
N of Miss	3	18	29	1	51	

Table 106: If you have ever belonged to a gang, did that gang have a name?




Response	6	8	10	12	Total	
No	11.0	12.5	22.7	20.0	15.4	
Yes	1.8	6.7	8.0	4.7	4.8	
I have never belonged to a gang	87.2	80.8	69.3	75.3	79.8	
N of Valid	164	104	88	85	441	
N of Miss	6	19	32	3	60	

Table 107: You are at a party at someone's house, and one of your friends offers you a drink containing alcohol. What would you say or do?





Response	6	8	10	12	Total	
Drink it	2.4	11.5	30.7	37.9	17.1	
Tell your friend, 'No thanks, I don't drink' and suggest that you and your friend go and do something else	46.4	35.6	39.8	20.7	37.5	
Just say, 'No thanks' and walk away	32.5	35.6	23.9	33.3	31.7	
Make up a good excuse, tell your friend you had something else to do, and leave	18.7	17.3	5.7	8.0	13.7	
N of Valid	166	104	88	87	445	
N of Miss	4	19	32	1	56	

Table 108: How often do you attend religious services or activities?





Response	6	8	10	12	Total	
Never	29.4	18.1	13.8	10.2	19.8	
Rarely	16.2	10.6	23.0	26.1	18.4	
1-2 Times a Month	7.5	8.5	12.6	14.8	10.3	
About Once a Week or More	46.9	62.8	50.6	48.9	51.5	
N of Valid	160	94	87	88	429	
N of Miss	10	29	33	0	72	

Table 109: I think sometimes it's okay to cheat at school.





Response	6	8	10	12	Total	
NO!	73.5	35.6	16.1	13.8	41.7	
no	22.3	41.6	34.5	32.2	31.1	
yes	3.0	21.8	35.6	47.1	22.4	
YES!	1.2	1.0	13.8	6.9	4.8	
N of Valid	166	101	87	87	441	
N of Miss	4	22	33	1	60	

Table 110: It is important to think before you act.





Response	6	8	10	12	Total	
NO!	4.9	3.0	6.9	2.3	4.3	
no	1.2	4.0	3.4	1.1	2.3	
yes	18.9	40.4	44.8	47.1	34.6	
YES!	75.0	52.5	44.8	49.4	58.8	
N of Valid	164	99	87	87	437	
N of Miss	6	24	33	1	64	

Table 111: Sometimes I think that life is not worth it.





Response	6	8	10	12	Total	
NO!	56.4	53.1	43.7	46.0	51.0	
no	25.8	20.4	27.6	28.7	25.5	
yes	13.5	19.4	23.0	18.4	17.7	
YES!	4.3	7.1	5.7	6.9	5.7	
N of Valid	163	98	87	87	435	
N of Miss	7	25	33	1	66	

Table 112: At times I think I am no good at all.


Response	6	8	10	12	Total	
NO!	42.4	45.4	35.3	38.1	40.8	
no	24.7	21.6	31.8	31.0	26.7	
yes	21.5	26.8	27.1	26.2	24.8	
YES!	11.4	6.2	5.9	4.8	7.8	
N of Valid	158	97	85	84	424	
N of Miss	12	26	35	4	77	

Table 113: All in all, I am inclined to think that I am a failure.

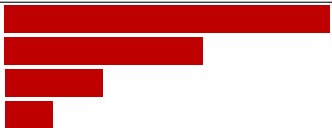
Response	6	8	10	12	Total	
NO!	54.2	54.6	46.4	46.5	51.2	
no	26.5	27.8	33.3	36.0	30.1	
yes	12.3	11.3	17.9	14.0	13.5	
YES!	7.1	6.2	2.4	3.5	5.2	
N of Valid	155	97	84	86	422	
N of Miss	15	26	36	2	79	

Table 114: In the past year, have you felt depressed or sad MOST days, even if you felt okay sometimes?

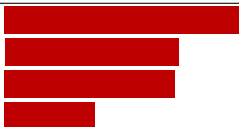
Response	6	8	10	12	Total	
NO!	36.2	35.7	36.9	35.6	36.1	
no	24.5	30.6	25.0	25.3	26.2	
yes	23.9	19.4	31.0	29.9	25.5	
YES!	15.3	14.3	7.1	9.2	12.3	
N of Valid	163	98	84	87	432	
N of Miss	7	25	36	1	69	

Table 115: It is all right to beat up people if they start the fight.





Response	6	8	10	12	Total	
NO!	60.1	26.5	22.1	25.6	38.1	
no	16.6	26.5	20.9	23.3	21.0	
yes	10.4	18.4	32.6	30.2	20.6	
YES!	12.9	28.6	24.4	20.9	20.3	
N of Valid	163	98	86	86	433	
N of Miss	7	25	34	2	68	

Table 116: I think it is okay to take something without asking if you can get away with it.





Response	6	8	10	12	Total	
NO!	86.4	56.1	53.6	56.3	67.1	
no	11.7	38.8	44.0	41.4	30.2	
yes	1.2	5.1	2.4	2.3	2.6	
YES!	0.6	0.0	0.0	0.0	0.2	
N of Valid	162	98	84	87	431	
N of Miss	8	25	36	1	70	

Table 117: Where do you get the most information about living a drug and alcohol free life? Parents/guardians





Response	6	8	10	12	Total	
All the time	53.5	60.6	50.6	54.0	54.7	
Most	14.8	20.2	26.5	21.8	20.0	
Some	8.5	13.8	9.6	16.1	11.6	
Very little	23.2	5.3	13.3	8.0	13.8	
N of Valid	142	94	83	87	406	
N of Miss	28	29	37	1	95	

Table 118: Where do you get the most information about living a drug and alcohol free life? Friends





Response	6	8	10	12	Total	
All the time	22.5	20.4	16.9	12.8	18.8	
Most	13.0	12.9	25.3	16.3	16.2	
Some	17.4	34.4	24.1	29.1	25.2	
Very little	47.1	32.3	33.7	41.9	39.8	
N of Valid	138	93	83	86	400	
N of Miss	32	30	37	2	101	

Table 119: Where do you get the most information about living a drug and alcohol free life? Family members





Response	6	8	10	12	Total	
All the time	47.1	50.5	42.0	36.8	44.6	
Most	19.6	23.7	21.0	23.0	21.6	
Some	8.7	18.3	23.5	25.3	17.5	
Very little	24.6	7.5	13.6	14.9	16.3	
N of Valid	138	93	81	87	399	
N of Miss	32	30	39	1	102	

Table 120: Where do you get the most information about living a drug and alcohol free life? School





Response	6	8	10	12	Total	
All the time	49.3	58.1	29.8	33.3	43.8	
Most	13.4	15.1	22.6	21.8	17.5	
Some	11.3	21.5	29.8	24.1	20.2	
Very little	26.1	5.4	17.9	20.7	18.5	
N of Valid	142	93	84	87	406	
N of Miss	28	30	36	1	95	

Table 121: Where do you get the most information about living a drug and alcohol free life? Internet





Response	6	8	10	12	Total	
All the time	24.1	21.7	20.5	21.8	22.3	
Most	15.3	15.2	16.9	12.6	15.0	
Some	18.2	29.3	26.5	23.0	23.6	
Very little	42.3	33.7	36.1	42.5	39.1	
N of Valid	137	92	83	87	399	
N of Miss	33	31	37	1	102	

Table 122: Where do you get the most information about living a drug and alcohol free life? TV





Response	6	8	10	12	Total	
All the time	29.7	24.7	14.8	20.9	23.7	
Most	11.0	21.5	14.8	22.1	16.5	
Some	23.4	28.0	43.2	20.9	27.9	
Very little	35.9	25.8	27.2	36.0	31.9	
N of Valid	145	93	81	86	405	
N of Miss	25	30	39	2	96	

Table 123: Where do you get the most information about living a drug and alcohol free life? Social media





Response	6	8	10	12	Total	
All the time	17.6	19.6	18.5	20.0	18.8	
Most	14.0	14.1	11.1	17.6	14.2	
Some	19.1	28.3	30.9	20.0	23.9	
Very little	49.3	38.0	39.5	42.4	43.1	
N of Valid	136	92	81	85	394	
N of Miss	34	31	39	3	107	

Table 124: How much do you think people risk harming themselves (physically or in other ways) if they: smoked one or more packs of cigarettes per day?





Response	6	8	10	12	Total	
No risk	22.5	18.2	18.9	17.0	19.8	
Slight risk	8.8	5.7	12.2	10.2	9.0	
Moderate risk	7.5	26.1	23.0	17.0	16.3	
Great risk	61.3	50.0	45.9	55.7	54.9	
N of Valid	160	88	74	88	410	
N of Miss	10	35	46	0	91	

Table 125: How much do you think people risk harming themselves (physically or in other ways) if they: try marijuana once or twice?





Response	6	8	10	12	Total	
No risk	26.2	32.2	33.3	37.5	31.2	
Slight risk	14.4	23.0	21.8	31.8	21.3	
Moderate risk	22.5	18.4	24.4	12.5	19.9	
Great risk	36.9	26.4	20.5	18.2	27.6	
N of Valid	160	87	78	88	413	
N of Miss	10	36	42	0	88	

Table 126: How much do you think people risk harming themselves (physically or in other ways) if they: smoke marijuana once or twice a week?





Response	6	8	10	12	Total	
No risk	24.7	29.6	25.0	28.7	26.6	
Slight risk	10.1	11.1	22.4	28.7	16.7	
Moderate risk	15.8	24.7	26.3	12.6	18.9	
Great risk	49.4	34.6	26.3	29.9	37.8	
N of Valid	158	81	76	87	402	
N of Miss	12	42	44	1	99	

Table 127: How much do you think people risk harming themselves (physically or in other ways) if they: take one or two drinks of an alcoholic beverage (beer, wine, liquor) nearly every day?


Response	6	8	10	12	Total	
No risk	23.3	20.9	18.2	18.4	20.8	
Slight risk	13.2	19.8	18.2	26.4	18.3	
Moderate risk	17.0	27.9	36.4	24.1	24.4	
Great risk	46.5	31.4	27.3	31.0	36.4	
N of Valid	159	86	77	87	409	
N of Miss	11	37	43	1	92	

Table 128: How much do you think people risk harming themselves (physically or in other ways) if they: have five or more drinks of an alcoholic beverage once or twice a weekend?


Response	6	8	10	12	Total	
No risk	21.8	18.6	16.9	13.8	18.5	
Slight risk	5.1	12.8	14.3	23.0	12.3	
Moderate risk	16.7	29.1	26.0	25.3	22.9	
Great risk	56.4	39.5	42.9	37.9	46.3	
N of Valid	156	86	77	87	406	
N of Miss	14	37	43	1	95	

Table 129: How much do you think people risk harming themselves (physically or in other ways) if they: use prescription drugs that are not prescribed to them?


Response	6	8	10	12	Total	
No risk	22.3	18.8	11.7	9.2	16.7	
Slight risk	3.2	2.4	9.1	10.3	5.7	
Moderate risk	10.2	16.5	27.3	17.2	16.3	
Great risk	64.3	62.4	51.9	63.2	61.3	
N of Valid	157	85	77	87	406	
N of Miss	13	38	43	1	95	

Table 130: How much do you think people risk harming themselves (physically or in other ways) if they: use non-prescription drugs to get high?


Response	6	8	10	12	Total	
No risk	22.2	18.6	13.0	11.6	17.4	
Slight risk	2.5	2.3	10.4	7.0	4.9	
Moderate risk	9.5	20.9	26.0	20.9	17.4	
Great risk	65.8	58.1	50.6	60.5	60.2	
N of Valid	158	86	77	86	407	
N of Miss	12	37	43	2	94	

Table 131: How much do you think people risk harming themselves (physically or in other ways) if they: use e-cigarettes, e-cigars, or e-hookahs?


Response	6	8	10	12	Total	
No risk	23.7	23.3	23.7	22.1	23.3	
Slight risk	7.1	16.3	30.3	29.1	18.1	
Moderate risk	17.3	23.3	19.7	20.9	19.8	
Great risk	51.9	37.2	26.3	27.9	38.9	
N of Valid	156	86	76	86	404	
N of Miss	14	37	44	2	97	

Table 132: Have you ever used smokeless tobacco (chew, snuff, plug, dipping tobacco, or chewing tobacco)?


Response	6	8	10	12	Total	
Never	97.0	91.3	87.0	89.5	92.4	
Once or Twice	2.4	4.3	5.2	3.5	3.5	
Once in a while but not regularly	0.6	2.2	0.0	0.0	0.7	
Regularly in the past	0.0	2.2	3.9	2.3	1.7	
Regularly now	0.0	0.0	3.9	4.7	1.7	
N of Valid	168	92	77	86	423	
N of Miss	2	31	43	2	78	

Table 133: How often have you used smokeless tobacco during the past 30 days?

Response	6	8	10	12	Total	
Not at all	99.4	94.4	96.1	95.3	96.9	
Once or twice	0.0	5.6	0.0	0.0	1.2	
Once or twice per week	0.0	0.0	0.0	0.0	0.0	
Three to five times per week	0.6	0.0	1.3	1.2	0.7	
About once a day	0.0	0.0	0.0	1.2	0.2	
More than once a day	0.0	0.0	2.6	2.3	1.0	
N of Valid	166	90	76	86	418	
N of Miss	4	33	44	2	83	

Table 134: Have you ever smoked cigarettes?

Response	6	8	10	12	Total	
Never	98.2	88.8	76.3	76.7	87.8	
Once or Twice	0.6	10.1	11.8	4.7	5.5	
Once in a while but not regularly	0.0	0.0	3.9	10.5	2.9	
Regularly in the past	0.6	1.1	1.3	3.5	1.4	
Regularly now	0.6	0.0	6.6	4.7	2.4	
N of Valid	166	89	76	86	417	
N of Miss	4	34	44	2	84	

Table 135: How frequently have you smoked cigarettes during the past 30 days?

Response	6	8	10	12	Total	
Not at all	99.4	100.0	85.5	88.4	94.7	
Less than one cigarette per day	0.0	0.0	9.2	4.7	2.6	
One to five cigarettes per day	0.6	0.0	2.6	3.5	1.4	
About one-half pack per day	0.0	0.0	0.0	2.3	0.5	
About one pack per day	0.0	0.0	0.0	1.2	0.2	
About one and one-half packs per day	0.0	0.0	2.6	0.0	0.5	
Two packs or more per day	0.0	0.0	0.0	0.0	0.0	
N of Valid	166	89	76	86	417	
N of Miss	4	34	44	2	84	

Table 136: Which statement best describes rules about smoking inside your home or your family cars?






Response	6	8	10	12	Total	
Smoking is not allowed anywhere inside your home or cars	68.3	68.6	66.2	72.9	68.9	
Smoking is allowed in some places and at some times or in some cars	7.8	10.5	13.0	7.1	9.2	
Smoking is allowed anywhere inside the home or cars	0.0	3.5	2.6	5.9	2.4	
There are no rules about smoking inside the home or cars	3.0	7.0	3.9	2.4	3.9	
I don't know	21.0	10.5	14.3	11.8	15.7	
N of Valid	167	86	77	85	415	
N of Miss	3	37	43	3	86	

Table 137: Have you ever used e-cigarettes, e-cigars, or e-hookahs?




Response	6	8	10	12	Total	
Never	98.2	95.4	78.9	81.0	90.5	
Once or Twice	1.8	3.4	17.1	14.3	7.5	
Once in a while but not regularly	0.0	1.1	3.9	4.8	1.9	
Regularly in the past	0.0	0.0	0.0	0.0	0.0	
Regularly now	0.0	0.0	0.0	0.0	0.0	
N of Valid	165	87	76	84	412	
N of Miss	5	36	44	4	89	

Table 138: How frequently have you used e-cigarettes, e-cigars, or e-hookahs?

Response	6	8	10	12	Total	
Not at all	99.4	100.0	89.0	96.4	97.0	
Less than 10 puffs per day	0.6	0.0	8.2	3.6	2.5	
10 to 50 puffs per day	0.0	0.0	0.0	0.0	0.0	
About one-half cartomiser per day	0.0	0.0	0.0	0.0	0.0	
About one cartomiser per day	0.0	0.0	0.0	0.0	0.0	
About one and one-half cartomisers per day	0.0	0.0	2.7	0.0	0.5	
Two cartomisers or more per day	0.0	0.0	0.0	0.0	0.0	
N of Valid	163	86	73	84	406	
N of Miss	7	37	47	4	95	

Table 139: During this school year, were you taught in any of your classes about the dangers of tobacco use?

Response	6	8	10	12	Total	
Never	33.3	20.2	43.2	37.0	33.2	
Rarely	13.9	22.6	21.6	21.0	18.6	
Sometimes	22.4	22.6	28.4	18.5	22.8	
Often	16.4	26.2	5.4	16.0	16.3	
Almost always	13.9	8.3	1.4	7.4	9.2	
N of Valid	165	84	74	81	404	
N of Miss	5	39	46	7	97	

Table 140: During the past 12 months, have you participated in any community activities to discourage people your age from using cigarettes, chewing tobacco, snuff, dip or cigars, e-cigarettes, e-cigars, or e-hookahs?

Response	6	8	10	12	Total	
Never	69.5	67.1	77.0	77.1	72.0	
Rarely	13.4	14.6	13.5	12.0	13.4	
Sometimes	7.3	13.4	6.8	7.2	8.4	
Often	3.0	2.4	2.7	2.4	2.7	
Almost always	6.7	2.4	0.0	1.2	3.5	
N of Valid	164	82	74	83	403	
N of Miss	6	41	46	5	98	

Table 141: Think back over the last two weeks. How many times have you had five or more alcoholic drinks in a row?







Response	6	8	10	12	Total	
None	99.4	97.7	84.9	82.4	92.9	
Once	0.0	0.0	1.4	3.5	1.0	
Twice	0.0	1.1	6.8	3.5	2.2	
3-5 times	0.0	1.1	1.4	3.5	1.2	
6-9 times	0.0	0.0	0.0	7.1	1.5	
10 or more times	0.6	0.0	5.5	0.0	1.2	
N of Valid	165	87	73	85	410	
N of Miss	5	36	47	3	91	

Table 142: During the past 30 days, how many times did you ride in a car or other vehicle driven by someone who had been drinking alcohol or using drugs to get high?






Response	6	8	10	12	Total	
0 times	90.7	92.9	75.3	78.6	85.9	
1 time	4.3	3.6	5.5	7.1	5.0	
2 or 3 times	2.5	1.2	9.6	7.1	4.5	
4 or 5 times	0.6	0.0	6.8	1.2	1.7	
6 or more times	1.9	2.4	2.7	6.0	3.0	
N of Valid	162	84	73	84	403	
N of Miss	8	39	47	4	98	

Table 143: During the past 30 days, how many times did you drive a car or other vehicle when you had been drinking alcohol or using drugs to get high?







Response	6	8	10	12	Total	
I did not drive a car in the past 30 days	39.0	43.9	30.6	22.9	35.1	
0 times	59.1	53.7	59.7	68.7	60.1	
1 time	0.6	2.4	2.8	2.4	1.8	
2 or 3 times	0.6	0.0	4.2	1.2	1.3	
4 or 5 times	0.0	0.0	0.0	1.2	0.3	
6 or more times	0.6	0.0	2.8	3.6	1.5	
N of Valid	159	82	72	83	396	
N of Miss	11	41	48	5	105	

Table 144: If you drank alcohol (not just a sip or taste) in the past year, how did you usually get it?

Response	6	8	10	12	Total	
I did not drink alcohol in the past year	94.8	89.0	60.0	57.8	79.5	
I bought it myself with a fake ID	0.0	0.0	0.0	0.0	0.0	
I bought it myself without a fake ID	0.0	0.0	0.0	4.8	1.0	
I got it from someone I know age 21 or older	0.6	1.2	10.0	12.0	4.9	
I got it from someone I know under age 21	0.0	0.0	4.3	9.6	2.8	
I got it from my brother or sister	0.0	1.2	1.4	3.6	1.3	
I got it from home with my parents' permission	1.9	3.7	5.7	0.0	2.6	
I got it from home without my parents' permission	0.0	1.2	1.4	2.4	1.0	
I got it from another relative	0.0	1.2	1.4	1.2	0.8	
A stranger bought it for me	0.0	0.0	0.0	1.2	0.3	
I took it from a store or shop	0.6	0.0	0.0	0.0	0.3	
Other	1.9	2.4	15.7	7.2	5.6	
N of Valid	155	82	70	83	390	
N of Miss	15	41	50	5	111	

Table 145: If you drank alcohol (not just a sip or taste) in the past year, where did you usually drink it?

Response	6	8	10	12	Total	
I did not drink alcohol in the past year	96.1	87.3	64.3	58.5	80.4	
At my home	3.3	7.6	8.6	4.9	5.5	
At someone else's home	0.0	5.1	18.6	22.0	9.1	
At an open area like a park, beach, field, back road, woods, or a street corner	0.0	0.0	7.1	9.8	3.4	
At a sporting event or concert	0.0	0.0	0.0	2.4	0.5	
At a restaurant, bar, or a nightclub	0.0	0.0	0.0	1.2	0.3	
At an empty building or a construction site	0.0	0.0	0.0	0.0	0.0	
At a hotel/motel	0.0	0.0	0.0	0.0	0.0	
An a car	0.7	0.0	1.4	1.2	0.8	
At school	0.0	0.0	0.0	0.0	0.0	
N of Valid	152	79	70	82	383	
N of Miss	18	44	50	6	118	

Table 146: How do you feel about someone your age having one or two drinks of an alcoholic beverage nearly every day?





Response	6	8	10	12	Total	
Neither approve nor disapprove	31.8	32.9	33.8	43.4	34.9	
Somewhat disapprove	6.6	9.4	25.4	20.5	13.6	
Strongly disapprove	48.3	40.0	26.8	19.3	36.4	
Don't know or can't say	13.2	17.6	14.1	16.9	15.1	
N of Valid	151	85	71	83	390	
N of Miss	19	38	49	5	111	

Table 147: On how many occasions have you had alcoholic beverages (beer, wine or hard liquor) to drink in your lifetime - more than just a few sips?








Response	6	8	10	12	Total	
0	97.0	89.7	54.9	56.0	79.6	
1-2	2.4	4.6	14.1	11.9	6.9	
3-5	0.0	1.1	7.0	7.1	3.0	
6-9	0.0	2.3	4.2	6.0	2.5	
10-19	0.6	2.3	12.7	4.8	3.9	
20-39	0.0	0.0	4.2	3.6	1.5	
40	0.0	0.0	2.8	10.7	2.7	
N of Valid	164	87	71	84	406	
N of Miss	6	36	49	4	95	

Table 148: On how many occasions have you drunk one of more drinks of an alcoholic beverage during the past 30 days?







Response	6	8	10	12	Total	
0	98.8	96.4	82.6	75.0	90.5	
1-2	0.6	0.0	8.7	15.5	5.0	
3-5	0.0	3.6	1.4	3.6	1.8	
6-9	0.0	0.0	1.4	3.6	1.0	
10-19	0.6	0.0	4.3	2.4	1.5	
20-39	0.0	0.0	0.0	0.0	0.0	
40	0.0	0.0	1.4	0.0	0.2	
N of Valid	163	84	69	84	400	
N of Miss	7	39	51	4	101	

Table 149: On how many occasions have you used marijuana (grass, pot) or hashish (hash, hash oil) in your lifetime?








Response	6	8	10	12	Total	
0	99.4	94.0	85.5	74.7	90.7	
1-2	0.6	2.4	4.3	2.4	2.0	
3-5	0.0	1.2	2.9	3.6	1.5	
6-9	0.0	1.2	0.0	7.2	1.8	
10-19	0.0	0.0	0.0	2.4	0.5	
20-39	0.0	0.0	2.9	2.4	1.0	
40	0.0	1.2	4.3	7.2	2.5	
N of Valid	162	83	69	83	397	
N of Miss	8	40	51	5	104	

Table 150: On how many occasions have you used marijuana (grass, pot) or hashish (hash, hash oil) during the past 30 days?








Response	6	8	10	12	Total	
0	100.0	98.8	91.3	86.9	95.5	
1-2	0.0	0.0	2.9	3.6	1.2	
3-5	0.0	1.2	1.4	1.2	0.7	
6-9	0.0	0.0	1.4	1.2	0.5	
10-19	0.0	0.0	1.4	2.4	0.7	
20-39	0.0	0.0	1.4	2.4	0.7	
40	0.0	0.0	0.0	2.4	0.5	
N of Valid	164	85	69	84	402	
N of Miss	6	38	51	4	99	

Table 151: On how many occasions have you used LSD or other psychedelics in your lifetime?



Response	6	8	10	12	Total	
0	100.0	100.0	98.5	97.6	99.2	
1-2	0.0	0.0	0.0	0.0	0.0	
3-5	0.0	0.0	1.5	2.4	0.8	
6-9	0.0	0.0	0.0	0.0	0.0	
10-19	0.0	0.0	0.0	0.0	0.0	
20-39	0.0	0.0	0.0	0.0	0.0	
40	0.0	0.0	0.0	0.0	0.0	
N of Valid	163	84	68	84	399	
N of Miss	7	39	52	4	102	

Table 152: On how many occasions have you used LSD or other psychedelics during the past 30 days?

Response	6	8	10	12	Total	
0	100.0	100.0	100.0	100.0	100.0	
1-2	0.0	0.0	0.0	0.0	0.0	
3-5	0.0	0.0	0.0	0.0	0.0	
6-9	0.0	0.0	0.0	0.0	0.0	
10-19	0.0	0.0	0.0	0.0	0.0	
20-39	0.0	0.0	0.0	0.0	0.0	
40	0.0	0.0	0.0	0.0	0.0	
N of Valid	163	82	68	84	397	
N of Miss	7	41	52	4	104	

Table 153: On how many occasions have you used cocaine or crack in your lifetime?

Response	6	8	10	12	Total	
0	100.0	98.8	98.5	100.0	99.5	
1-2	0.0	1.2	0.0	0.0	0.3	
3-5	0.0	0.0	1.5	0.0	0.3	
6-9	0.0	0.0	0.0	0.0	0.0	
10-19	0.0	0.0	0.0	0.0	0.0	
20-39	0.0	0.0	0.0	0.0	0.0	
40	0.0	0.0	0.0	0.0	0.0	
N of Valid	164	84	67	83	398	
N of Miss	6	39	53	5	103	

Table 154: On how many occasions have you used cocaine or crack during the past 30 days?

Response	6	8	10	12	Total	
0	100.0	100.0	98.6	100.0	99.7	
1-2	0.0	0.0	1.4	0.0	0.3	
3-5	0.0	0.0	0.0	0.0	0.0	
6-9	0.0	0.0	0.0	0.0	0.0	
10-19	0.0	0.0	0.0	0.0	0.0	
20-39	0.0	0.0	0.0	0.0	0.0	
40	0.0	0.0	0.0	0.0	0.0	
N of Valid	162	82	69	83	396	
N of Miss	8	41	51	5	105	

Table 155: On how many occasions have you sniffed glue, breathed the contents of an aerosol spray can, or inhaled other gases or sprays, in order to get high in your lifetime?





Response	6	8	10	12	Total	
0	99.4	98.8	98.5	98.8	99.0	
1-2	0.6	0.0	0.0	1.2	0.5	
3-5	0.0	0.0	1.5	0.0	0.3	
6-9	0.0	1.2	0.0	0.0	0.3	
10-19	0.0	0.0	0.0	0.0	0.0	
20-39	0.0	0.0	0.0	0.0	0.0	
40	0.0	0.0	0.0	0.0	0.0	
N of Valid	160	83	67	83	393	
N of Miss	10	40	53	5	108	

Table 156: On how many occasions have you sniffed glue, breathed the contents of an aerosol spray can, or inhaled other gases or sprays, in order to get high during the past 30 days?




Response	6	8	10	12	Total	
0	98.8	100.0	100.0	98.8	99.2	
1-2	0.6	0.0	0.0	1.2	0.5	
3-5	0.0	0.0	0.0	0.0	0.0	
6-9	0.0	0.0	0.0	0.0	0.0	
10-19	0.6	0.0	0.0	0.0	0.3	
20-39	0.0	0.0	0.0	0.0	0.0	
40	0.0	0.0	0.0	0.0	0.0	
N of Valid	161	84	68	83	396	
N of Miss	9	39	52	5	105	

Table 157: On how many occasions have you used Daztrex in your lifetime?


Response	6	8	10	12	Total	
0	100.0	100.0	100.0	100.0	100.0	
1-2	0.0	0.0	0.0	0.0	0.0	
3-5	0.0	0.0	0.0	0.0	0.0	
6-9	0.0	0.0	0.0	0.0	0.0	
10-19	0.0	0.0	0.0	0.0	0.0	
20-39	0.0	0.0	0.0	0.0	0.0	
40	0.0	0.0	0.0	0.0	0.0	
N of Valid	163	84	68	83	398	
N of Miss	7	39	52	5	103	

Table 158: On how many occasions have you used Daztrex during the past 30 days?


Response	6	8	10	12	Total	
0	100.0	100.0	100.0	100.0	100.0	
1-2	0.0	0.0	0.0	0.0	0.0	
3-5	0.0	0.0	0.0	0.0	0.0	
6-9	0.0	0.0	0.0	0.0	0.0	
10-19	0.0	0.0	0.0	0.0	0.0	
20-39	0.0	0.0	0.0	0.0	0.0	
40	0.0	0.0	0.0	0.0	0.0	
N of Valid	161	83	67	83	394	
N of Miss	9	40	53	5	107	

Table 159: On how many occasions have you used synthetic marijuana (K2, spice) in your lifetime?




Response	6	8	10	12	Total	
0	100.0	98.8	98.5	96.4	98.7	
1-2	0.0	1.2	0.0	2.4	0.8	
3-5	0.0	0.0	1.5	1.2	0.5	
6-9	0.0	0.0	0.0	0.0	0.0	
10-19	0.0	0.0	0.0	0.0	0.0	
20-39	0.0	0.0	0.0	0.0	0.0	
40	0.0	0.0	0.0	0.0	0.0	
N of Valid	161	84	66	83	394	
N of Miss	9	39	54	5	107	

Table 160: On how many occasions have you used synthetic marijuana (K2, spice) during the past 30 days?



Response	6	8	10	12	Total	
0	100.0	98.8	100.0	100.0	99.7	
1-2	0.0	1.2	0.0	0.0	0.3	
3-5	0.0	0.0	0.0	0.0	0.0	
6-9	0.0	0.0	0.0	0.0	0.0	
10-19	0.0	0.0	0.0	0.0	0.0	
20-39	0.0	0.0	0.0	0.0	0.0	
40	0.0	0.0	0.0	0.0	0.0	
N of Valid	162	83	67	83	395	
N of Miss	8	40	53	5	106	

Table 161: On how many occasions have you used methamphetamines (meth, speed, crank, crystal meth) in your lifetime?


Response	6	8	10	12	Total	
0	100.0	100.0	100.0	100.0	100.0	
1-2	0.0	0.0	0.0	0.0	0.0	
3-5	0.0	0.0	0.0	0.0	0.0	
6-9	0.0	0.0	0.0	0.0	0.0	
10-19	0.0	0.0	0.0	0.0	0.0	
20-39	0.0	0.0	0.0	0.0	0.0	
40	0.0	0.0	0.0	0.0	0.0	
N of Valid	160	84	67	83	394	
N of Miss	10	39	53	5	107	

Table 162: On how many occasions have you used methamphetamines (meth, speed, crank, crystal meth) in the past 30 days?


Response	6	8	10	12	Total	
0	100.0	100.0	100.0	100.0	100.0	
1-2	0.0	0.0	0.0	0.0	0.0	
3-5	0.0	0.0	0.0	0.0	0.0	
6-9	0.0	0.0	0.0	0.0	0.0	
10-19	0.0	0.0	0.0	0.0	0.0	
20-39	0.0	0.0	0.0	0.0	0.0	
40	0.0	0.0	0.0	0.0	0.0	
N of Valid	160	83	67	83	393	
N of Miss	10	40	53	5	108	

Table 163: On how many occasions have you used other chemical products (bath salts, plant food, etc.) in your lifetime?




Response	6	8	10	12	Total	
0	98.7	100.0	100.0	98.8	99.2	
1-2	1.3	0.0	0.0	0.0	0.5	
3-5	0.0	0.0	0.0	0.0	0.0	
6-9	0.0	0.0	0.0	0.0	0.0	
10-19	0.0	0.0	0.0	0.0	0.0	
20-39	0.0	0.0	0.0	0.0	0.0	
40	0.0	0.0	0.0	1.2	0.3	
N of Valid	159	84	66	83	392	
N of Miss	11	39	54	5	109	

Table 164: On how many occasions have you used other chemical products (bath salts, plant food, etc.) during the past 30 days?



Response	6	8	10	12	Total	
0	100.0	100.0	100.0	98.8	99.7	
1-2	0.0	0.0	0.0	0.0	0.0	
3-5	0.0	0.0	0.0	1.2	0.3	
6-9	0.0	0.0	0.0	0.0	0.0	
10-19	0.0	0.0	0.0	0.0	0.0	
20-39	0.0	0.0	0.0	0.0	0.0	
40	0.0	0.0	0.0	0.0	0.0	
N of Valid	158	83	66	83	390	
N of Miss	12	40	54	5	111	

Table 165: On how many occasions have you used heroin or other opiates in your lifetime?



Response	6	8	10	12	Total	
0	100.0	100.0	100.0	98.8	99.7	
1-2	0.0	0.0	0.0	1.2	0.3	
3-5	0.0	0.0	0.0	0.0	0.0	
6-9	0.0	0.0	0.0	0.0	0.0	
10-19	0.0	0.0	0.0	0.0	0.0	
20-39	0.0	0.0	0.0	0.0	0.0	
40	0.0	0.0	0.0	0.0	0.0	
N of Valid	159	84	66	83	392	
N of Miss	11	39	54	5	109	

Table 166: On how many occasions have you used heroin or other opiates during the past 30 days?



Response	6	8	10	12	Total	
0	100.0	100.0	98.5	98.8	99.5	
1-2	0.0	0.0	1.5	1.2	0.5	
3-5	0.0	0.0	0.0	0.0	0.0	
6-9	0.0	0.0	0.0	0.0	0.0	
10-19	0.0	0.0	0.0	0.0	0.0	
20-39	0.0	0.0	0.0	0.0	0.0	
40	0.0	0.0	0.0	0.0	0.0	
N of Valid	160	85	67	83	395	
N of Miss	10	38	53	5	106	

Table 167: On how many occasions have you used MDMA ('X', 'E', or ecstasy) in your lifetime?



Response	6	8	10	12	Total	
0	100.0	100.0	98.5	100.0	99.7	
1-2	0.0	0.0	1.5	0.0	0.3	
3-5	0.0	0.0	0.0	0.0	0.0	
6-9	0.0	0.0	0.0	0.0	0.0	
10-19	0.0	0.0	0.0	0.0	0.0	
20-39	0.0	0.0	0.0	0.0	0.0	
40	0.0	0.0	0.0	0.0	0.0	
N of Valid	157	83	67	83	390	
N of Miss	13	40	53	5	111	

Table 168: On how many occasions have you used MDMA ('X', 'E', or ecstasy) during the past 30 days?



Response	6	8	10	12	Total	
0	100.0	100.0	98.5	100.0	99.7	
1-2	0.0	0.0	1.5	0.0	0.3	
3-5	0.0	0.0	0.0	0.0	0.0	
6-9	0.0	0.0	0.0	0.0	0.0	
10-19	0.0	0.0	0.0	0.0	0.0	
20-39	0.0	0.0	0.0	0.0	0.0	
40	0.0	0.0	0.0	0.0	0.0	
N of Valid	158	85	67	83	393	
N of Miss	12	38	53	5	108	

Table 169: On how many occasions have you taken prescription drugs (such as Valium, Xanax, Ritalin, Adderall, OxyContin, Darvocet, or sleeping pills) not prescribed to you in your lifetime?


Response	6	8	10	12	Total	
0	100.0	96.5	91.0	93.9	96.4	
1-2	0.0	2.3	4.5	3.7	2.0	
3-5	0.0	0.0	3.0	2.4	1.0	
6-9	0.0	1.2	1.5	0.0	0.5	
10-19	0.0	0.0	0.0	0.0	0.0	
20-39	0.0	0.0	0.0	0.0	0.0	
40	0.0	0.0	0.0	0.0	0.0	
N of Valid	158	86	67	82	393	
N of Miss	12	37	53	6	108	

Table 170: On how many occasions have you taken prescription drugs (such as Valium, Xanax, Ritalin, Adderall, OxyContin, Darvocet, or sleeping pills) not prescribed to you during the past 30 days?


Response	6	8	10	12	Total	
0	100.0	98.8	97.0	98.8	99.0	
1-2	0.0	1.2	1.5	1.2	0.8	
3-5	0.0	0.0	1.5	0.0	0.3	
6-9	0.0	0.0	0.0	0.0	0.0	
10-19	0.0	0.0	0.0	0.0	0.0	
20-39	0.0	0.0	0.0	0.0	0.0	
40	0.0	0.0	0.0	0.0	0.0	
N of Valid	160	86	67	82	395	
N of Miss	10	37	53	6	106	

Table 171: On how many occasions have you taken non-prescription medicines such as diet pills (for example, Dietac, Dexatrim or Prolamine), stay-awake pills (for example No-Doz, Vivarin, or Wake), or cough or cold medicines (robos, DXM, etc.) to get high in your lifetime?




Response	6	8	10	12	Total	
0	98.7	97.6	100.0	98.8	98.7	
1-2	0.6	2.4	0.0	1.2	1.0	
3-5	0.6	0.0	0.0	0.0	0.3	
6-9	0.0	0.0	0.0	0.0	0.0	
10-19	0.0	0.0	0.0	0.0	0.0	
20-39	0.0	0.0	0.0	0.0	0.0	
40	0.0	0.0	0.0	0.0	0.0	
N of Valid	158	85	67	82	392	
N of Miss	12	38	53	6	109	

Table 172: On how many occasions have you taken non-prescription medicines such as diet pills (for example, Dietac, Dexatrim or Prolamine), stay-awake pills (for example No-Doz, Vivarin, or Wake), or cough or cold medicines (robos, DXM, etc.) to get high during the past 30 days?




Response	6	8	10	12	Total	
0	99.4	98.8	100.0	98.8	99.2	
1-2	0.0	0.0	0.0	1.2	0.3	
3-5	0.6	1.2	0.0	0.0	0.5	
6-9	0.0	0.0	0.0	0.0	0.0	
10-19	0.0	0.0	0.0	0.0	0.0	
20-39	0.0	0.0	0.0	0.0	0.0	
40	0.0	0.0	0.0	0.0	0.0	
N of Valid	158	85	67	82	392	
N of Miss	12	38	53	6	109	

Table 173: On how many occasions have you been drunk or very high from drinking alcoholic beverages during the past 30 days?







Response	6	8	10	12	Total	
0	99.4	98.8	91.0	89.0	95.7	
1-2	0.0	1.2	3.0	4.9	1.8	
3-5	0.0	0.0	3.0	1.2	0.8	
6-9	0.6	0.0	0.0	4.9	1.3	
10-19	0.0	0.0	1.5	0.0	0.3	
20-39	0.0	0.0	1.5	0.0	0.3	
40	0.0	0.0	0.0	0.0	0.0	
N of Valid	159	86	67	82	394	
N of Miss	11	37	53	6	107	

Table 174: On how many occasions have you drunk flavored alcoholic beverages, sometimes called 'alcopops' (like Mike's Hard Lemonade, Smirnoff Ice, Bacardi Breezers, etc.) in your lifetime?








Response	6	8	10	12	Total	
0	98.7	95.3	77.6	75.0	89.5	
1-2	0.0	0.0	7.5	3.8	2.0	
3-5	0.0	2.3	7.5	3.8	2.6	
6-9	0.6	2.3	1.5	2.5	1.5	
10-19	0.6	0.0	1.5	3.8	1.3	
20-39	0.0	0.0	1.5	8.8	2.0	
40	0.0	0.0	3.0	2.5	1.0	
N of Valid	159	86	67	80	392	
N of Miss	11	37	53	8	109	

Table 175: On how many occasions have you drunk flavored alcoholic beverages, sometimes called 'alcopops' (like Mike's Hard Lemonade, Smirnoff Ice, Bacardi Breezers, etc.) during the past 30 days?






Response	6	8	10	12	Total	
0	98.7	98.8	86.4	87.7	94.4	
1-2	0.6	0.0	6.1	7.4	2.8	
3-5	0.0	1.2	1.5	2.5	1.0	
6-9	0.6	0.0	1.5	2.5	1.0	
10-19	0.0	0.0	4.5	0.0	0.8	
20-39	0.0	0.0	0.0	0.0	0.0	
40	0.0	0.0	0.0	0.0	0.0	
N of Valid	157	86	66	81	390	
N of Miss	13	37	54	7	111	

Table 176: If you used prescription drugs or over the counter drugs without a doctor telling you to use it or for the purpose of getting high, where did you get these drugs? - Did not use



Response	6	8	10	12	Total	
No	12.9	37.4	52.5	10.2	27.9	
Yes	87.1	62.6	47.5	89.8	72.1	
N of Valid	170	123	120	88	501	
N of Miss	0	0	0	0	0	

Table 177: If you used prescription drugs or over the counter drugs without a doctor telling you to use it or for the purpose of getting high, where did you get these drugs? - Bought or took from store or shop



Response	6	8	10	12	Total	
No	100.0	100.0	99.2	100.0	99.8	
Yes	0.0	0.0	0.8	0.0	0.2	
N of Valid	170	123	120	88	501	
N of Miss	0	0	0	0	0	

Table 178: If you used prescription drugs or over the counter drugs without a doctor telling you to use it or for the purpose of getting high, where did you get these drugs? -
Got from parents with permission



Response	6	8	10	12	Total	
No	99.4	100.0	100.0	100.0	99.8	
Yes	0.6	0.0	0.0	0.0	0.2	
N of Valid	170	123	120	88	501	
N of Miss	0	0	0	0	0	

Table 179: If you used prescription drugs or over the counter drugs without a doctor telling you to use it or for the purpose of getting high, where did you get these drugs? -
Got from home without permission



Response	6	8	10	12	Total	
No	100.0	100.0	100.0	98.9	99.8	
Yes	0.0	0.0	0.0	1.1	0.2	
N of Valid	170	123	120	88	501	
N of Miss	0	0	0	0	0	

Table 180: If you used prescription drugs or over the counter drugs without a doctor telling you to use it or for the purpose of getting high, where did you get these drugs? -
Got from relative with permission


Response	6	8	10	12	Total	
No	100.0	100.0	100.0	100.0	100.0	
Yes	0.0	0.0	0.0	0.0	0.0	
N of Valid	170	123	120	88	501	
N of Miss	0	0	0	0	0	

Table 181: If you used prescription drugs or over the counter drugs without a doctor telling you to use it or for the purpose of getting high, where did you get these drugs? -
Got from relative without permission



Response	6	8	10	12	Total	
No	100.0	100.0	99.2	100.0	99.8	
Yes	0.0	0.0	0.8	0.0	0.2	
N of Valid	170	123	120	88	501	
N of Miss	0	0	0	0	0	

Table 182: If you used prescription drugs or over the counter drugs without a doctor telling you to use it or for the purpose of getting high, where did you get these drugs? -
Got from friend's home with permission



Response	6	8	10	12	Total	
No	100.0	100.0	99.2	98.9	99.6	
Yes	0.0	0.0	0.8	1.1	0.4	
N of Valid	170	123	120	88	501	
N of Miss	0	0	0	0	0	

Table 183: If you used prescription drugs or over the counter drugs without a doctor telling you to use it or for the purpose of getting high, where did you get these drugs? -
Got from friend's home without permission



Response	6	8	10	12	Total	
No	100.0	100.0	99.2	100.0	99.8	
Yes	0.0	0.0	0.8	0.0	0.2	
N of Valid	170	123	120	88	501	
N of Miss	0	0	0	0	0	

Table 184: If you used prescription drugs or over the counter drugs without a doctor telling you to use it or for the purpose of getting high, where did you get these drugs? -
Got from friend at school



Response	6	8	10	12	Total	
No	100.0	100.0	99.2	98.9	99.6	
Yes	0.0	0.0	0.8	1.1	0.4	
N of Valid	170	123	120	88	501	
N of Miss	0	0	0	0	0	

Table 185: If you used prescription drugs or over the counter drugs without a doctor telling you to use it or for the purpose of getting high, where did you get these drugs? -
Got from friend at party



Response	6	8	10	12	Total	
No	99.4	100.0	99.2	100.0	99.6	
Yes	0.6	0.0	0.8	0.0	0.4	
N of Valid	170	123	120	88	501	
N of Miss	0	0	0	0	0	

Table 186: If you used prescription drugs or over the counter drugs without a doctor telling you to use it or for the purpose of getting high, where did you get these drugs? -
Got from friend, elsewhere



Response	6	8	10	12	Total	
No	100.0	100.0	98.3	97.7	99.2	
Yes	0.0	0.0	1.7	2.3	0.8	
N of Valid	170	123	120	88	501	
N of Miss	0	0	0	0	0	

Table 187: If you used prescription drugs or over the counter drugs without a doctor telling you to use it or for the purpose of getting high, where did you get these drugs? -
Got from internet sale


Response	6	8	10	12	Total	
No	100.0	100.0	100.0	100.0	100.0	
Yes	0.0	0.0	0.0	0.0	0.0	
N of Valid	170	123	120	88	501	
N of Miss	0	0	0	0	0	

Table 188: During the last month, about how many marijuana cigarettes, or the equivalent, did you smoke a day, on the average?








Response	6	8	10	12	Total	
None	99.4	98.8	87.1	85.4	94.2	
Less than 1 a day	0.0	0.0	3.2	3.7	1.3	
1 a day	0.0	0.0	0.0	4.9	1.0	
2-3 a day	0.0	1.2	0.0	3.7	1.0	
4-6 a day	0.0	0.0	4.8	1.2	1.0	
7-10 a day	0.6	0.0	3.2	0.0	0.8	
11 or more a day	0.0	0.0	1.6	1.2	0.5	
N of Valid	156	81	62	82	381	
N of Miss	14	42	58	6	120	

Table 189: How wrong do your friends feel it would be for YOU to: have one or two drinks of an alcoholic beverage nearly every day?





Response	6	8	10	12	Total	
Very wrong	87.3	68.2	45.9	40.2	66.6	
Wrong	7.0	18.8	24.6	22.0	15.5	
A little bit wrong	4.4	10.6	14.8	13.4	9.3	
Not at all wrong	1.3	2.4	14.8	24.4	8.5	
N of Valid	158	85	61	82	386	
N of Miss	12	38	59	6	115	

Table 190: How wrong do your friends feel it would be for YOU to: smoke tobacco?





Response	6	8	10	12	Total	
Very wrong	91.0	75.3	55.7	51.2	73.4	
Wrong	6.4	16.5	18.0	20.7	13.5	
A little bit wrong	1.9	5.9	16.4	4.9	5.7	
Not at all wrong	0.6	2.4	9.8	23.2	7.3	
N of Valid	156	85	61	82	384	
N of Miss	14	38	59	6	117	

Table 191: How wrong do your friends feel it would be for YOU to: smoke marijuana?





Response	6	8	10	12	Total	
Very wrong	93.6	76.5	52.5	40.7	72.1	
Wrong	3.8	10.6	24.6	16.0	11.2	
A little bit wrong	1.9	4.7	11.5	18.5	7.6	
Not at all wrong	0.6	8.2	11.5	24.7	9.1	
N of Valid	157	85	61	81	384	
N of Miss	13	38	59	7	117	

Table 192: How wrong do your friends feel it would be for YOU to: use prescription drugs not prescribed to you?





Response	6	8	10	12	Total	
Very wrong	93.6	84.7	63.9	66.7	81.2	
Wrong	4.5	11.8	21.3	17.3	11.5	
A little bit wrong	1.9	2.4	8.2	6.2	3.9	
Not at all wrong	0.0	1.2	6.6	9.9	3.4	
N of Valid	157	85	61	81	384	
N of Miss	13	38	59	7	117	

Table 193: How wrong would most adults (over 21) in your neighborhood think it is for kids your age: to use marijuana?





Response	6	8	10	12	Total	
Very wrong	93.1	82.1	62.7	71.1	81.3	
Wrong	4.4	11.9	15.3	15.7	10.1	
A little bit wrong	1.2	3.6	15.3	7.2	5.2	
Not at all wrong	1.2	2.4	6.8	6.0	3.4	
N of Valid	160	84	59	83	386	
N of Miss	10	39	61	5	115	

Table 194: How wrong would most adults (over 21) in your neighborhood think it is for kids your age: to drink alcohol?





Response	6	8	10	12	Total	
Very wrong	89.3	78.3	54.2	63.9	76.0	
Wrong	7.5	14.5	15.3	18.1	12.5	
A little bit wrong	0.6	3.6	20.3	12.0	6.8	
Not at all wrong	2.5	3.6	10.2	6.0	4.7	
N of Valid	159	83	59	83	384	
N of Miss	11	40	61	5	117	

Table 195: How wrong would most adults (over 21) in your neighborhood think it is for kids your age: to smoke cigarettes?





Response	6	8	10	12	Total	
Very wrong	88.6	79.5	55.2	62.5	76.0	
Wrong	8.2	12.0	13.8	23.8	13.2	
A little bit wrong	1.3	3.6	22.4	7.5	6.3	
Not at all wrong	1.9	4.8	8.6	6.2	4.5	
N of Valid	158	83	58	80	379	
N of Miss	12	40	62	8	122	

Table 196: How much do each of the following statements describe your neighborhood? crime and/or drug selling





Response	6	8	10	12	Total	
NO!	86.0	71.4	50.0	69.5	73.8	
no	9.6	22.6	37.9	18.3	18.6	
yes	3.2	6.0	10.3	9.8	6.3	
YES!	1.3	0.0	1.7	2.4	1.3	
N of Valid	157	84	58	82	381	
N of Miss	13	39	62	6	120	

Table 197: How much do each of the following statements describe your neighborhood? fights





Response	6	8	10	12	Total	
NO!	81.0	71.4	50.9	67.1	71.3	
no	11.1	17.9	38.6	22.0	19.1	
yes	5.9	9.5	8.8	9.8	8.0	
YES!	2.0	1.2	1.8	1.2	1.6	
N of Valid	153	84	57	82	376	
N of Miss	17	39	63	6	125	

Table 198: How much do each of the following statements describe your neighborhood? lots of empty or abandoned buildings





Response	6	8	10	12	Total	
NO!	79.5	71.1	39.7	64.6	68.3	
no	12.2	20.5	43.1	29.3	22.4	
yes	6.4	7.2	17.2	6.1	8.2	
YES!	1.9	1.2	0.0	0.0	1.1	
N of Valid	156	83	58	82	379	
N of Miss	14	40	62	6	122	

Table 199: How much do each of the following statements describe your neighborhood? lots of graffiti





Response	6	8	10	12	Total	
NO!	86.9	82.9	59.6	70.4	78.1	
no	9.7	17.1	36.8	27.2	19.5	
yes	2.8	0.0	1.8	1.2	1.6	
YES!	0.7	0.0	1.8	1.2	0.8	
N of Valid	145	82	57	81	365	
N of Miss	25	41	63	7	136	

Table 200: I feel safe in my neighborhood.





Response	6	8	10	12	Total	
NO!	7.5	3.6	15.8	6.2	7.7	
no	4.4	3.6	8.8	6.2	5.3	
yes	23.3	38.6	36.8	37.5	31.7	
YES!	64.8	54.2	38.6	50.0	55.4	
N of Valid	159	83	57	80	379	
N of Miss	11	40	63	8	122	

Table 201: If a kid smoked marijuana in your neighborhood would he or she be caught by the police?

Response	6	8	10	12	Total	
NO!	17.3	17.1	32.8	24.4	21.2	
no	15.4	36.8	44.8	50.0	32.0	
yes	26.9	35.5	15.5	17.1	24.7	
YES!	40.4	10.5	6.9	8.5	22.0	
N of Valid	156	76	58	82	372	
N of Miss	14	47	62	6	129	

Table 202: If a kid drank some beer, wine or hard liquor (for example, vodka, whiskey, or gin) in your neighborhood would he or she be caught by the police?

Response	6	8	10	12	Total	
NO!	17.5	23.7	39.7	33.7	25.9	
no	18.8	43.4	41.4	43.4	32.9	
yes	23.4	26.3	12.1	15.7	20.5	
YES!	40.3	6.6	6.9	7.2	20.8	
N of Valid	154	76	58	83	371	
N of Miss	16	47	62	5	130	

Table 203: If a kid carried a handgun in your neighborhood would he or she be caught by the police?

Response	6	8	10	12	Total	
NO!	17.5	19.5	30.4	26.8	22.0	
no	13.6	27.3	35.7	35.4	24.7	
yes	22.1	40.3	21.4	24.4	26.3	
YES!	46.8	13.0	12.5	13.4	27.1	
N of Valid	154	77	56	82	369	
N of Miss	16	46	64	6	132	

Table 204: If you wanted to get some cigarettes, how easy would it be for you to get some?





Response	6	8	10	12	Total	
Very hard	89.7	67.6	39.3	28.0	63.1	
Sort of hard	1.4	15.5	19.6	6.1	8.2	
Sort of easy	4.1	12.7	19.6	18.3	11.5	
Very easy	4.8	4.2	21.4	47.6	17.2	
N of Valid	146	71	56	82	355	
N of Miss	24	52	64	6	146	

Table 205: If you wanted to get some beer, wine or hard liquor (for example, vodka, whiskey, or gin), how easy would it be for you to get some?





Response	6	8	10	12	Total	
Very hard	84.1	59.7	25.5	28.0	57.1	
Sort of hard	8.3	13.9	21.8	11.0	12.1	
Sort of easy	2.8	15.3	23.6	18.3	12.1	
Very easy	4.8	11.1	29.1	42.7	18.6	
N of Valid	145	72	55	82	354	
N of Miss	25	51	65	6	147	

Table 206: If you wanted to get a drug like cocaine, LSD, or amphetamines, how easy would it be for you to get some?





Response	6	8	10	12	Total	
Very hard	95.1	94.4	62.5	63.4	82.4	
Sort of hard	3.5	4.2	26.8	14.6	9.9	
Sort of easy	0.0	1.4	5.4	9.8	3.4	
Very easy	1.4	0.0	5.4	12.2	4.2	
N of Valid	144	71	56	82	353	
N of Miss	26	52	64	6	148	

Table 207: If you wanted to get a handgun, how easy would it be for you to get one?


Response	6	8	10	12	Total	
Very hard	80.4	63.2	53.6	51.2	65.9	
Sort of hard	11.2	7.4	14.3	12.2	11.2	
Sort of easy	4.9	13.2	17.9	15.9	11.2	
Very easy	3.5	16.2	14.3	20.7	11.7	
N of Valid	143	68	56	82	349	
N of Miss	27	55	64	6	152	

Table 208: If you wanted to get some marijuana, how easy would it be for you to get some?


Response	6	8	10	12	Total	
Very hard	92.3	85.7	48.2	37.8	71.2	
Sort of hard	4.9	4.3	12.5	8.5	6.8	
Sort of easy	0.0	5.7	16.1	9.8	6.0	
Very easy	2.8	4.3	23.2	43.9	16.0	
N of Valid	143	70	56	82	351	
N of Miss	27	53	64	6	150	

Table 209: If you wanted to get prescription drugs for the purpose of getting high, how easy would it be for you to get some?


Response	6	8	10	12	Total	
Very hard	92.3	85.5	48.2	43.2	72.5	
Sort of hard	4.9	11.6	23.2	19.8	12.6	
Sort of easy	1.4	1.4	12.5	13.6	6.0	
Very easy	1.4	1.4	16.1	23.5	8.9	
N of Valid	143	69	56	81	349	
N of Miss	27	54	64	7	152	

Table 210: If you wanted to get synthetic marijuana such as K2 or chemical products such as bath salts to get high, how easy would it be for you to get some?





Response	6	8	10	12	Total	
Very hard	92.4	92.9	71.4	59.3	81.5	
Sort of hard	5.6	4.3	19.6	14.8	9.7	
Sort of easy	0.7	2.9	1.8	8.6	3.1	
Very easy	1.4	0.0	7.1	17.3	5.7	
N of Valid	144	70	56	81	351	
N of Miss	26	53	64	7	150	

Table 211: If you wanted to get steroids to use or to enhance athletic performance, how easy would it be for you to get some?





Response	6	8	10	12	Total	
Very hard	92.3	92.9	66.1	61.0	80.9	
Sort of hard	4.9	7.1	17.9	17.1	10.3	
Sort of easy	2.1	0.0	7.1	8.5	4.0	
Very easy	0.7	0.0	8.9	13.4	4.8	
N of Valid	143	70	56	82	351	
N of Miss	27	53	64	6	150	

Table 212: If you wanted to get e-cigarettes, e-cigars, or e-hookahs, how easy would it be for you to get some?





Response	6	8	10	12	Total	
Very hard	92.4	82.9	53.7	48.8	74.3	
Sort of hard	2.8	5.7	16.7	4.9	6.0	
Sort of easy	2.1	10.0	9.3	11.0	6.9	
Very easy	2.8	1.4	20.4	35.4	12.9	
N of Valid	144	70	54	82	350	
N of Miss	26	53	66	6	151	

Table 213: During the past 12 months, have you participated in any alcohol prevention programs or seen any alcohol prevention messages in your school or community? Yes, a school-based program focused on preventing underage drinking and/or drinking and driving.



Response	6	8	10	12	Total	
No	75.3	85.4	90.0	86.4	83.2	
Yes	24.7	14.6	10.0	13.6	16.8	
N of Valid	170	123	120	88	501	
N of Miss	0	0	0	0	0	

Table 214: During the past 12 months, have you participated in any alcohol prevention programs or seen any alcohol prevention messages in your school or community? Yes, a community-based program focused on preventing underage drinking and/or drinking and driving (for example, through your church or temple or through youth groups like Boys and Girls Club or 4-H).



Response	6	8	10	12	Total	
No	97.1	95.1	97.5	97.7	96.8	
Yes	2.9	4.9	2.5	2.3	3.2	
N of Valid	170	123	120	88	501	
N of Miss	0	0	0	0	0	

Table 215: During the past 12 months, have you participated in any alcohol prevention programs or seen any alcohol prevention messages in your school or community? Yes, a media campaign addressing underage drinking and/or drinking and driving (for example, newspaper ads, posters, pamphlets, radio, TV).



Response	6	8	10	12	Total	
No	93.5	97.6	95.0	94.3	95.0	
Yes	6.5	2.4	5.0	5.7	5.0	
N of Valid	170	123	120	88	501	
N of Miss	0	0	0	0	0	

Table 216: During the past 12 months, have you participated in any alcohol prevention programs or seen any alcohol prevention messages in your school or community? No



Response	6	8	10	12	Total	
No	44.7	65.0	66.7	33.0	52.9	
Yes	55.3	35.0	33.3	67.0	47.1	
N of Valid	170	123	120	88	501	
N of Miss	0	0	0	0	0	

Table 217: How wrong do your parents feel it would be for YOU to: have one or two drinks of an alcoholic beverage nearly every day?

Response	6	8	10	12	Total	
Very wrong	94.9	89.7	77.4	76.5	87.2	
Wrong	2.6	9.0	11.3	16.0	8.2	
A little bit wrong	1.9	1.3	5.7	6.2	3.3	
Not at all wrong	0.6	0.0	5.7	1.2	1.4	
N of Valid	156	78	53	81	368	
N of Miss	14	45	67	7	133	

Table 218: How wrong do your parents feel it would be for YOU to: smoke tobacco?

Response	6	8	10	12	Total	
Very wrong	96.8	96.1	82.7	80.2	91.0	
Wrong	3.2	3.9	11.5	11.1	6.3	
A little bit wrong	0.0	0.0	1.9	6.2	1.6	
Not at all wrong	0.0	0.0	3.8	2.5	1.1	
N of Valid	156	77	52	81	366	
N of Miss	14	46	68	7	135	

Table 219: How wrong do your parents feel it would be for YOU to: smoke marijuana?

Response	6	8	10	12	Total	
Very wrong	96.1	96.1	79.2	82.9	90.7	
Wrong	3.2	0.0	11.3	6.1	4.4	
A little bit wrong	0.6	3.9	7.5	6.1	3.6	
Not at all wrong	0.0	0.0	1.9	4.9	1.4	
N of Valid	154	77	53	82	366	
N of Miss	16	46	67	6	135	

Table 220: How wrong do your parents feel it would be for YOU to: use prescription drugs not prescribed to you?





Response	6	8	10	12	Total	
Very wrong	95.4	97.4	83.0	89.0	92.6	
Wrong	4.6	2.6	9.4	6.1	5.2	
A little bit wrong	0.0	0.0	1.9	4.9	1.4	
Not at all wrong	0.0	0.0	5.7	0.0	0.8	
N of Valid	152	77	53	82	364	
N of Miss	18	46	67	6	137	

Table 221: How wrong do your parents feel it would be for YOU to: steal something worth more than \$5?





Response	6	8	10	12	Total	
Very wrong	91.0	85.7	81.1	89.0	88.0	
Wrong	6.5	13.0	13.2	8.5	9.3	
A little bit wrong	1.9	1.3	1.9	1.2	1.6	
Not at all wrong	0.6	0.0	3.8	1.2	1.1	
N of Valid	155	77	53	82	367	
N of Miss	15	46	67	6	134	

Table 222: How wrong do your parents feel it would be for YOU to: draw graffiti, write things, or draw pictures on buildings or other property (without the owner's permission)?





Response	6	8	10	12	Total	
Very wrong	96.0	92.3	76.9	84.1	89.8	
Wrong	2.0	5.1	17.3	11.0	6.9	
A little bit wrong	0.7	1.3	3.8	3.7	1.9	
Not at all wrong	1.3	1.3	1.9	1.2	1.4	
N of Valid	151	78	52	82	363	
N of Miss	19	45	68	6	138	

Table 223: How wrong do your parents feel it would be for YOU to: pick a fight with someone?





Response	6	8	10	12	Total	
Very wrong	82.7	67.9	64.7	64.6	72.9	
Wrong	10.0	16.7	25.5	22.0	16.3	
A little bit wrong	5.3	11.5	5.9	9.8	7.8	
Not at all wrong	2.0	3.8	3.9	3.7	3.0	
N of Valid	150	78	51	82	361	
N of Miss	20	45	69	6	140	

Table 224: During the past 12 months, have you talked with at least one of your parents about the dangers of underage drinking and/or drinking and driving? By parents, we mean either your biological parents, adoptive parents, stepparents, or adult guardians - whether or not they live with you.



Response	6	8	10	12	Total	
No	47.9	49.3	54.9	55.0	50.9	
Yes	52.1	50.7	45.1	45.0	49.1	
N of Valid	142	75	51	80	348	
N of Miss	28	48	69	8	153	

Table 225: The rules in my family are clear.





Response	6	8	10	12	Total	
NO!	4.8	2.6	7.5	11.1	6.1	
no	2.0	5.2	9.4	4.9	4.5	
yes	24.5	42.9	28.3	38.3	32.1	
YES!	68.7	49.4	54.7	45.7	57.3	
N of Valid	147	77	53	81	358	
N of Miss	23	46	67	7	143	

Table 226: People in my family have serious arguments about the same things, and often insult or yell at each other.


Response	6	8	10	12	Total	
NO!	48.3	39.0	26.9	38.3	40.9	
no	35.4	44.2	48.1	38.3	39.8	
yes	9.5	9.1	21.2	12.3	11.8	
YES!	6.8	7.8	3.8	11.1	7.6	
N of Valid	147	77	52	81	357	
N of Miss	23	46	68	7	144	

Table 227: When I am not at home, one of my parents knows where I am and who I am with.


Response	6	8	10	12	Total	
NO!	5.4	4.0	3.9	12.3	6.5	
no	2.7	2.7	7.8	2.5	3.4	
yes	20.4	30.7	33.3	39.5	28.8	
YES!	71.4	62.7	54.9	45.7	61.3	
N of Valid	147	75	51	81	354	
N of Miss	23	48	69	7	147	

Table 228: My family has clear rules about alcohol and drug use.


Response	6	8	10	12	Total	
NO!	5.4	1.3	3.8	11.1	5.6	
no	4.7	3.9	7.7	9.9	6.1	
yes	10.7	28.9	30.8	39.5	24.0	
YES!	79.2	65.8	57.7	39.5	64.2	
N of Valid	149	76	52	81	358	
N of Miss	21	47	68	7	143	

Table 229: If you skipped school would you be caught by your parents?





Response	6	8	10	12	Total	
NO!	5.4	8.0	7.7	12.3	7.9	
no	1.4	8.0	7.7	22.2	8.5	
yes	15.6	30.7	30.8	33.3	25.1	
YES!	77.6	53.3	53.8	32.1	58.6	
N of Valid	147	75	52	81	355	
N of Miss	23	48	68	7	146	

Table 230: My parents ask if I've gotten my homework done.





Response	6	8	10	12	Total	
NO!	2.0	1.3	7.7	14.8	5.6	
no	3.3	18.2	26.9	19.8	13.6	
yes	18.7	37.7	23.1	40.7	28.3	
YES!	76.0	42.9	42.3	24.7	52.5	
N of Valid	150	77	52	81	360	
N of Miss	20	46	68	7	141	

Table 231: Would your parents know if you did not come home on time?





Response	6	8	10	12	Total	
NO!	2.7	4.0	2.0	12.3	5.0	
no	2.7	6.7	11.8	6.2	5.6	
yes	18.7	36.0	35.3	39.5	29.4	
YES!	76.0	53.3	51.0	42.0	59.9	
N of Valid	150	75	51	81	357	
N of Miss	20	48	69	7	144	

Table 232: Do you know how to properly dispose of leftover prescription drugs?



Response	6	8	10	12	Total	
No	79.4	72.9	59.6	60.3	70.2	
Yes	20.6	27.1	40.4	39.7	29.8	
N of Valid	126	70	52	78	326	
N of Miss	44	53	68	10	175	

Table 233: Have any of your brothers or sisters ever: drunk beer, wine or hard liquor (for example, vodka, whiskey or gin)?




Response	6	8	10	12	Total	
No	86.0	73.7	53.8	55.0	71.8	
Yes	10.0	26.3	42.3	43.8	25.7	
I don't have any brothers or sisters	4.0	0.0	3.8	1.2	2.5	
N of Valid	150	76	52	80	358	
N of Miss	20	47	68	8	143	

Table 234: Have any of your brothers or sisters ever: smoked marijuana?




Response	6	8	10	12	Total	
No	89.3	91.9	75.0	73.8	84.2	
Yes	6.7	8.1	21.2	25.0	13.2	
I don't have any brothers or sisters	4.0	0.0	3.8	1.2	2.5	
N of Valid	149	74	52	80	355	
N of Miss	21	49	68	8	146	

Table 235: Have any of your brothers or sisters ever: smoked cigarettes?




Response	6	8	10	12	Total	
No	85.6	82.9	75.0	71.2	80.2	
Yes	10.3	17.1	21.2	27.5	17.2	
I don't have any brothers or sisters	4.1	0.0	3.8	1.2	2.5	
N of Valid	146	76	52	80	354	
N of Miss	24	47	68	8	147	

Table 236: Have any of your brothers or sisters ever: taken a handgun to school?




Response	6	8	10	12	Total	
No	95.3	100.0	92.3	97.5	96.4	
Yes	0.7	0.0	3.8	1.2	1.1	
I don't have any brothers or sisters	4.0	0.0	3.8	1.2	2.5	
N of Valid	149	76	52	80	357	
N of Miss	21	47	68	8	144	

Table 237: Have any of your brothers or sisters ever: been suspended or expelled from school?




Response	6	8	10	12	Total	
No	76.7	73.3	78.8	73.8	75.6	
Yes	19.3	26.7	17.3	25.0	21.8	
I don't have any brothers or sisters	4.0	0.0	3.8	1.2	2.5	
N of Valid	150	75	52	80	357	
N of Miss	20	48	68	8	144	

Table 238: Have any of your brothers or sisters ever: used e-cigarettes, e-cigars or e-hookahs?




Response	6	8	10	12	Total	
No	92.0	95.9	78.8	80.0	88.2	
Yes	3.3	4.1	17.3	18.8	9.0	
I don't have any brothers or sisters	4.7	0.0	3.8	1.2	2.8	
N of Valid	150	74	52	80	356	
N of Miss	20	49	68	8	145	

Table 239: Have any of your brothers or sisters ever: used prescription drugs not prescribed to him/her?




Response	6	8	10	12	Total	
No	94.6	100.0	92.3	86.2	93.5	
Yes	1.4	0.0	3.8	12.5	4.0	
I don't have any brothers or sisters	4.1	0.0	3.8	1.2	2.5	
N of Valid	148	74	52	80	354	
N of Miss	22	49	68	8	147	

Table 240: Have you changed homes in the past year (the last 12 months)?



Response	6	8	10	12	Total	
No	72.1	71.8	88.2	70.0	73.8	
Yes	27.9	28.2	11.8	30.0	26.2	
N of Valid	154	78	51	80	363	
N of Miss	16	45	69	8	138	

Table 241: How many times have you changed homes since kindergarten?






Response	6	8	10	12	Total	
Never	42.1	39.2	55.8	39.2	42.8	
1 or 2 times	32.2	29.1	30.8	24.1	29.6	
3 or 4 times	16.4	16.5	9.6	27.8	18.0	
5 or 6 times	4.6	11.4	1.9	5.1	5.8	
7 or more times	4.6	3.8	1.9	3.8	3.9	
N of Valid	152	79	52	79	362	
N of Miss	18	44	68	9	139	

Table 242: Have you changed schools (including changing from elementary to middle and middle to high school) in the past year?



Response	6	8	10	12	Total	
No	44.2	73.4	76.9	81.2	63.7	
Yes	55.8	26.6	23.1	18.8	36.3	
N of Valid	147	79	52	80	358	
N of Miss	23	44	68	8	143	

Table 243: How many times have you changed schools since kindergarten (including changing from elementary to middle and middle to high school)?






Response	6	8	10	12	Total	
Never	44.8	49.4	55.8	52.5	49.2	
1 or 2 times	35.0	25.3	30.8	25.0	29.9	
3 or 4 times	12.6	13.9	11.5	16.2	13.6	
5 or 6 times	4.9	8.9	1.9	3.8	5.1	
7 or more times	2.8	2.5	0.0	2.5	2.3	
N of Valid	143	79	52	80	354	
N of Miss	27	44	68	8	147	

Table 244: Has anyone in your family ever had severe alcohol or drug problems?



Response	6	8	10	12	Total	
No	87.1	77.2	54.9	61.3	74.5	
Yes	12.9	22.8	45.1	38.8	25.5	
N of Valid	147	79	51	80	357	
N of Miss	23	44	69	8	144	

Table 245: About how many adults (over 21) have you known personally who in the past year have: used marijuana, crack, cocaine, or other drugs?






Response	6	8	10	12	Total	
0	89.0	73.7	62.7	58.2	75.0	
1	7.5	9.2	17.6	12.7	10.5	
2	2.1	9.2	13.7	8.9	6.8	
3-4	1.4	1.3	3.9	5.1	2.6	
5	0.0	6.6	2.0	15.2	5.1	
N of Valid	146	76	51	79	352	
N of Miss	24	47	69	9	149	

Table 246: About how many adults (over 21) have you known personally who in the past year have: sold or dealt drugs?






Response	6	8	10	12	Total	
0	95.2	86.7	78.4	73.4	86.0	
1	3.4	6.7	13.7	5.1	6.0	
2	1.4	1.3	7.8	7.6	3.7	
3-4	0.0	2.7	0.0	5.1	1.7	
5	0.0	2.7	0.0	8.9	2.6	
N of Valid	145	75	51	79	350	
N of Miss	25	48	69	9	151	

Table 247: About how many adults (over 21) have you known personally who in the past year have: done other things that could get them in trouble with the police, like stealing, selling stolen goods, mugging or assaulting others, etc.?






Response	6	8	10	12	Total	
0	88.4	77.3	74.5	73.4	80.6	
1	6.8	12.0	7.8	8.9	8.5	
2	4.1	4.0	15.7	6.3	6.3	
3-4	0.7	1.3	2.0	2.5	1.4	
5	0.0	5.3	0.0	8.9	3.1	
N of Valid	146	75	51	79	351	
N of Miss	24	48	69	9	150	

Table 248: About how many adults (over 21) have you known personally who in the past year have: gotten drunk or high?






Response	6	8	10	12	Total	
0	79.5	58.7	35.3	45.6	61.0	
1	10.3	13.3	19.6	10.1	12.3	
2	5.5	12.0	25.5	7.6	10.3	
3-4	1.4	6.7	11.8	7.6	5.4	
5	3.4	9.3	7.8	29.1	11.1	
N of Valid	146	75	51	79	351	
N of Miss	24	48	69	9	150	

Table 249: Have you seen or heard information about underage drinking in the past 12 months from the following sources? Radio



Response	6	8	10	12	Total	
No	65.5	62.8	62.0	62.5	63.8	
Yes	34.5	37.2	38.0	37.5	36.2	
N of Valid	148	78	50	80	356	
N of Miss	22	45	70	8	145	

Table 250: Have you seen or heard information about underage drinking in the past 12 months from the following sources? TV.



Response	6	8	10	12	Total	
No	38.1	39.2	42.0	31.7	37.4	
Yes	61.9	60.8	58.0	68.3	62.6	
N of Valid	147	79	50	82	358	
N of Miss	23	44	70	6	143	

Table 251: Have you seen or heard information about underage drinking in the past 12 months from the following sources? Print. This includes information on underage drinking you may have seen in the newspaper, on a billboard, in pamphlets, on stickers, etc.



Response	6	8	10	12	Total	
No	66.9	57.1	72.0	56.2	63.1	
Yes	33.1	42.9	28.0	43.8	36.9	
N of Valid	148	77	50	80	355	
N of Miss	22	46	70	8	146	

Table 252: Have you seen or heard information about underage drinking in the past 12 months from the following sources? Website or social media? (Facebook, Myspace, website, etc.)



Response	6	8	10	12	Total	
No	52.3	45.6	50.0	43.2	48.5	
Yes	47.7	54.4	50.0	56.8	51.5	
N of Valid	149	79	50	81	359	
N of Miss	21	44	70	7	142	

Table 253: The next questions ask about your opinions of the information you saw or heard. If you have seen or heard more than one ad, please think about your favorite ad when answering these questions. The information about underage drinking that I saw or heard was convincing.






Response	6	8	10	12	Total	
NO!	44.5	26.7	24.0	23.2	32.6	
no	5.1	17.3	12.0	23.2	13.1	
yes	9.5	24.0	24.0	26.8	18.9	
YES!	19.0	16.0	14.0	15.9	16.9	
I have not seen or heard any ads about underage drinking in the past 12 months.	21.9	16.0	26.0	11.0	18.6	
N of Valid	137	75	50	82	344	
N of Miss	33	48	70	6	157	

Table 254: The next questions ask about your opinions of the information you saw or heard. If you have seen or heard more than one ad, please think about your favorite ad when answering these questions. The information about underage drinking that I saw or heard grabbed my attention.






Response	6	8	10	12	Total	
NO!	36.5	27.0	22.0	24.4	29.4	
no	8.0	18.9	20.0	20.7	15.2	
yes	13.9	29.7	20.0	32.9	22.7	
YES!	20.4	10.8	14.0	11.0	15.2	
I have not seen or heard any ads about underage drinking in the past 12 months.	21.2	13.5	24.0	11.0	17.5	
N of Valid	137	74	50	82	343	
N of Miss	33	49	70	6	158	

Table 255: The next questions ask about your opinions of the information you saw or heard. If you have seen or heard more than one ad, please think about your favorite ad when answering these questions. The information about underage drinking that I saw or heard said something important to me.






Response	6	8	10	12	Total	
NO!	32.1	20.3	16.0	25.9	25.7	
no	5.8	18.9	14.0	23.5	14.0	
yes	11.7	29.7	26.0	28.4	21.6	
YES!	26.3	13.5	14.0	9.9	17.8	
I have not seen or heard any ads about underage drinking in the past 12 months.	24.1	17.6	30.0	12.3	20.8	
N of Valid	137	74	50	81	342	
N of Miss	33	49	70	7	159	

Table 256: The next questions ask about your opinions of the information you saw or heard. If you have seen or heard more than one ad, please think about your favorite ad when answering these questions. Seeing or hearing this information about underage drinking made me want to stop or decrease my drinking.










Response	6	8	10	12	Total	
NO!	37.1	22.1	20.4	28.0	29.1	
no	6.5	16.2	10.2	25.6	13.9	
yes	4.0	13.2	14.3	19.5	11.5	
YES!	20.2	16.2	22.4	14.6	18.3	
I have not seen or heard any ads about underage drinking in the past 12 months.	32.3	32.4	32.7	12.2	27.2	
N of Valid	124	68	49	82	323	
N of Miss	46	55	71	6	178	

Table 257: How honest were you in filling out this survey?

Response	6	8	10	12	Total	
I was very honest	84.6	70.6	68.6	67.1	75.2	
I was honest pretty much of the time	13.4	23.5	19.6	28.0	19.9	
I was honest some of the time	2.0	3.5	11.8	4.9	4.4	
I was honest once in a while	0.0	2.4	0.0	0.0	0.5	
I was not honest at all	0.0	0.0	0.0	0.0	0.0	
N of Valid	149	85	51	82	367	
N of Miss	21	38	69	6	134	