

2010 APNA



Arkansas Prevention Needs Assessment Student Survey

Carroll County Tables

Arkansas Department of Human Services
Division of Behavioral Sciences
Office of Alcohol and Drug Abuse Prevention

Conducted by International Survey Associates dba Pride Surveys

Contents

1	INTRODUCTION	11
2	PERCENTAGE TABLES	16

List of Tables

1	Sex	17
2	Age	17
3	Are you Hispanic or Latino?	17
4	What is your race? Black or African American	18
5	What is your race? Asian	18
6	What is your race? American Indian	18
7	What is your race? Alaska Native	18
8	What is your race? White	19
9	What is your race? Native Hawaiian or Other Pacific Islander	19
10	What is your race? Other	19
11	What is the highest level of schooling completed by your mother or father?	20
12	Think of where you live most of the time. Which of the following people live there with you? Mother	20
13	Think of where you live most of the time. Which of the following people live there with you? Stepmother	20
14	Think of where you live most of the time. Which of the following people live there with you? Foster Mother	21
15	Think of where you live most of the time. Which of the following people live there with you? Grandmother	21
16	Think of where you live most of the time. Which of the following people live there with you? Aunt	21
17	Think of where you live most of the time. Which of the following people live there with you? Father	21
18	Think of where you live most of the time. Which of the following people live there with you? Stepfather	22
19	Think of where you live most of the time. Which of the following people live there with you? Foster Father	22
20	Think of where you live most of the time. Which of the following people live there with you? Grandfather	22
21	Think of where you live most of the time. Which of the following people live there with you? Uncle	22
22	Think of where you live most of the time. Which of the following people live there with you? Other Adults	23
23	Think of where you live most of the time. Which of the following people live there with you? Brother(s)	23
24	Think of where you live most of the time. Which of the following people live there with you? Stepbrother(s)	23
25	Think of where you live most of the time. Which of the following people live there with you? Sister(s)	23
26	Think of where you live most of the time. Which of the following people live there with you? Stepsister(s)	24

27	Think of where you live most of the time. Which of the following people live there with you? Other Children	24
28	In my school, students have lots of chances to help decide things like class activities and rules.	24
29	Teachers ask me to work on special classroom projects.	24
30	My teacher(s) notices when I am doing a good job and lets me know about it.	25
31	There are lots of chances for students in my school to get involved in sports, clubs, and other school activities outside of class.	25
32	There are lots of chances for students in my school to talk with a teacher one-on-one.	25
33	I feel safe at my school.	26
34	The school lets my parents know when I have done something well.	26
35	My teachers praise me when I work hard in school.	26
36	Are your school grades better than the grades of most students in your class?	27
37	I have lots of chances to be part of class discussions or activities.	27
38	Now thinking back over the past year in school, how often did you: enjoy being in school?	27
39	Now thinking back over the past year in school, how often did you: hate being in school?	28
40	Now thinking back over the past year in school, how often did you: try to do your best work in school?	28
41	How often do you feel that the school work you are assigned is meaningful and important?	28
42	Putting them all together, what were your grades like last year?	29
43	How important do you think the things you are learning in school are going to be for your later life?	29
44	How interesting are most of your courses to you?	29
45	During the LAST FOUR WEEKS how many whole days of school have you missed because you skipped or 'cut'?	30
46	What are the chances you would be seen as cool if you: smoked cigarettes?	30
47	What are the chances you would be seen as cool if you: worked hard at school?	30
48	What are the chances you would be seen as cool if you: began drinking alcoholic beverages regularly, that is, at least once or twice a month?	31
49	What are the chances you would be seen as cool if you: defended someone who was being verbally abused at school?	31
50	What are the chances you would be seen as cool if you: smoked marijuana?	31
51	What are the chances you would be seen as cool if you: carried a handgun?	32

52	What are the chances you would be seen as cool if you: regularly volunteered to do community service?	32
53	Think of your four best friends (the friends you feel closest to). In the past year (12 months), how many of your best friends have: participated in clubs, organizations or activities at school?	32
54	Think of your four best friends (the friends you feel closest to). In the past year (12 months), how many of your best friends have: smoked cigarettes?	33
55	Think of your four best friends (the friends you feel closest to). In the past year (12 months), how many of your best friends have: tried beer, wine or hard liquor (for example, vodka, whiskey, or gin) when their parents didn't know about it?	33
56	Think of your four best friends (the friends you feel closest to). In the past year (12 months), how many of your best friends have: made a commitment to stay drug-free?	33
57	Think of your four best friends (the friends you feel closest to). In the past year (12 months), how many of your best friends have: used marijuana?	34
58	Think of your four best friends (the friends you feel closest to). In the past year (12 months), how many of your best friends have: tried to do well in school?	34
59	Think of your four best friends (the friends you feel closest to). In the past year (12 months), how many of your best friends have: used LSD, cocaine, amphetamines, or other illegal drugs?	34
60	Think of your four best friends (the friends you feel closest to). In the past year (12 months), how many of your best friends have: been suspended from school?	35
61	Think of your four best friends (the friends you feel closest to). In the past year (12 months), how many of your best friends have: liked school?	35
62	Think of your four best friends (the friends you feel closest to). In the past year (12 months), how many of your best friends have: carried a handgun?	35
63	Think of your four best friends (the friends you feel closest to). In the past year (12 months), how many of your best friends have: sold illegal drugs?	36
64	Think of your four best friends (the friends you feel closest to). In the past year (12 months), how many of your best friends have: regularly attended religious services?	36
65	Think of your four best friends (the friends you feel closest to). In the past year (12 months), how many of your best friends have: stolen or tried to steal a motor vehicle such as a car or motorcycle?	36
66	Think of your four best friends (the friends you feel closest to). In the past year (12 months), how many of your best friends have: been arrested?	37

67	Think of your four best friends (the friends you feel closest to). In the past year (12 months), how many of your best friends have: dropped out of school?	37
68	Think of your four best friends (the friends you feel closest to). In the past year (12 months), how many of your best friends have: been members of a gang?	37
69	How old were you when you first: smoked marijuana?	38
70	How old were you when you first: smoked a cigarette, even just a puff?	38
71	How old were you when you first: had more than a sip or two of beer, wine or hard liquor (for example, vodka, whiskey, or gin)? . . .	39
72	How old were you when you first: began drinking alcoholic beverages regularly, that is, at least once or twice a month?	39
73	How old were you when you first: used phenoxydine (pox, px, breeze)?	40
74	How old were you when you first: got suspended from school? . . .	40
75	How old were you when you first: got arrested?	41
76	How old were you when you first: carried a handgun?	41
77	How old were you when you first: attacked someone with the idea of seriously hurting them?	42
78	How old were you when you first: belonged to a gang?	42
79	How wrong do you think it is for someone your age to: take a handgun to school?	43
80	How wrong do you think it is for someone your age to: steal anything worth more than \$5?	43
81	How wrong do you think it is for someone your age to: pick a fight with someone?	43
82	How wrong do you think it is for someone your age to: attack someone with the idea of seriously hurting them?	44
83	How wrong do you think it is for someone your age to: stay away from school all day when their parents think they are at school? . .	44
84	How wrong do you think it is for someone your age to: drink beer, wine or hard liquor (for example, vodka, whiskey, or gin) regularly? .	44
85	How wrong do you think it is for someone your age to: smoke cigarettes?	45
86	How wrong do you think it is for someone your age to: smoke marijuana?	45
87	How wrong do you think it is for someone your age to: use LSD, cocaine, amphetamines or another illegal drug?	45
88	At school during the past 12 months, did you receive help from the resource teacher, speech therapist or other special education teacher?	46
89	How many times in the past year (12 months) have you: been suspended from school?	46
90	How many times in the past year (12 months) have you: carried a handgun?	46

91	How many times in the past year (12 months) have you: sold illegal drugs?	47
92	How many times in the past year (12 months) have you: stolen or tried to steal a motor vehicle such as a car or motorcycle?	47
93	How many times in the past year (12 months) have you: participated in clubs, organizations or activities at school?	48
94	How many times in the past year (12 months) have you: been arrested?	48
95	How many times in the past year (12 months) have you: done extra work on your own for school?	49
96	How many times in the past year (12 months) have you: attacked someone with the idea of seriously hurting them?	49
97	How many times in the past year (12 months) have you: been drunk or high at school?	50
98	How many times in the past year (12 months) have you: volunteered to do community service?	50
99	How many times in the past year (12 months) have you: taken a handgun to school?	51
100	Are you currently on probation, or assigned a probation officer with Juvenile Court?	51
101	Have you ever belonged to a gang?	51
102	If you have ever belonged to a gang, did that gang have a name? . .	52
103	How many times have you done the following things? done what feels good no matter what.	52
104	How many times have you done the following things? done something dangerous because someone dared you to do it.	52
105	How many times have you done the following things? done crazy things even if they are a little dangerous.	53
106	You're looking at CD's in a music store with a friend. You look up and see her slip a CD under her coat. She smiles and says 'Which one do you want? Go ahead, take it while nobody's around.' There is nobody in sight, no employees and no other customers. What would you do now?	53
107	You are visiting another part of town, and you don't know any of the people your age there. You are walking down the street, and some teenager you don't know is walking toward you. He is about your size, and as he is about to pass you, he deliberately bumps into you and you almost lose your balance. What would you say or do? .	53
108	You are at a party at someone's house, and one of your friends offers you a drink containing alcohol. What would you say or do?	54
109	It's 8:00 on a weeknight and you are about to go over to a friend's home when your mother asks you where you are going. You say 'Oh, just going to go hang out with some friends.' She says, 'No, you'll just get into trouble if you go out. Stay home tonight.' What would you do now?	54
110	How often do you attend religious services or activities?	54

111	I do the opposite of what people tell me, just to get them mad. . . .	55
112	I like to see how much I can get away with.	55
113	I ignore rules that get in my way.	55
114	I think sometimes it's okay to cheat at school.	56
115	It is important to think before you act.	56
116	Sometimes I think that life is not worth it.	56
117	At times I think I am no good at all.	57
118	All in all, I am inclined to think that I am a failure.	57
119	In the past year, have you felt depressed or sad MOST days, even if you felt okay sometimes?	57
120	It is all right to beat up people if they start the fight.	58
121	I think it is okay to take something without asking if you can get away with it.	58
122	Sometimes we don't know what we will do as adults, but we may have an idea. Please answer how true these statements may be for you. WHEN I AM AN ADULT I WILL: smoke cigarettes.	58
123	Sometimes we don't know what we will do as adults, but we may have an idea. Please answer how true these statements may be for you. WHEN I AM AN ADULT I WILL: drink beer, wine, or liquor.	59
124	Sometimes we don't know what we will do as adults, but we may have an idea. Please answer how true these statements may be for you. WHEN I AM AN ADULT I WILL: smoke marijuana.	59
125	Sometimes we don't know what we will do as adults, but we may have an idea. Please answer how true these statements may be for you. WHEN I AM AN ADULT I WILL: use LSD, cocaine, amphetamines or another illegal drug.	59
126	How much do you think people risk harming themselves (physically or in other ways) if they: smoked one or more packs of cigarettes per day?	60
127	How much do you think people risk harming themselves (physically or in other ways) if they: try marijuana once or twice?	60
128	How much do you think people risk harming themselves (physically or in other ways) if they: smoke marijuana regularly?	60
129	How much do you think people risk harming themselves (physically or in other ways) if they: take one or two drinks of an alcoholic beverage (beer, wine, liquor) nearly every day?	61
130	How much do you think people risk harming themselves (physically or in other ways) if they: have five or more drinks once or twice each weekend?	61
131	Have you ever used smokeless tobacco (chew, snuff, plug, dipping tobacco, or chewing tobacco)?	61
132	How often have you taken smokeless tobacco during the past 30 days?	62
133	Have you ever smoked cigarettes?	62
134	How frequently have you smoked cigarettes during the past 30 days?	62

135	Which statement best describes rules about smoking inside your home?	63
136	Which statement best describes rules about smoking in your family cars?	63
137	During this school year, were you taught in any of your classes about the dangers of tobacco use?	64
138	During the past 12 months, have you participated in any community activities to discourage people your age from using cigarettes, chewing tobacco, snuff, dip or cigars?	64
139	On how many occasions have you had alcoholic beverages (beer, wine or hard liquor) to drink in your lifetime - more than just a few sips?	64
140	On how many occasions have you had beer, wine or hard liquor to drink during the past 30 days?	65
141	On how many occasions have you used marijuana (grass, pot) or hashish (hash, hash oil) in your lifetime?	65
142	On how many occasions have you used marijuana (grass, pot) or hashish (hash, hash oil) during the past 30 days?	65
143	On how many occasions have you used LSD or other psychedelics in your lifetime?	66
144	On how many occasions have you used LSD or other psychedelics during the past 30 days?	66
145	On how many occasions have you used cocaine or crack in your lifetime?	66
146	On how many occasions have you used cocaine or crack during the past 30 days?	67
147	On how many occasions have you sniffed glue, breathed the contents of an aerosol spray can, or inhaled other gases or sprays, in order to get high in your lifetime?	67
148	On how many occasions have you sniffed glue, breathed the contents of an aerosol spray can, or inhaled other gases or sprays, in order to get high during the past 30 days?	68
149	On how many occasions have you used phenoxydine (pox, px, breeze) in your lifetime?	68
150	On how many occasions have you used phenoxydine (pox, px, breeze) during the past 30 days?	69
151	On how many occasions have you used sedatives (tranquilizers, such as Valium or Xanax, barbiturates, or sleeping pills) without a doctor telling you to take them, in your lifetime?	69
152	On how many occasions have you used sedatives (tranquilizers, such as Valium or Xanax, barbiturates, or sleeping pills) without a doctor telling you to take them, during the past 30 days?	70
153	On how many occasions have you used methamphetamines (meth, speed, crank, crystal meth) in your lifetime?	70

154	On how many occasions have you used methamphetamines (meth, speed, crank, crystal meth) in the past 30 days?	71
155	On how many occasions have you used stimulants, other than Methamphetamines (such as amphetamines, Ritalin or Dexedrine) without a doctor telling you to take them, in your lifetime?	71
156	On how many occasions have you used stimulants, other than Methamphetamines (such as amphetamines, Ritalin or Dexedrine) without a doctor telling you to take them, during the past 30 days?	72
157	On how many occasions have you used heroin or other opiates in your lifetime?	72
158	On how many occasions have you used heroin or other opiates during the past 30 days?	73
159	On how many occasions have you used MDMA ('X', 'E', or ecstasy) in your lifetime?	73
160	On how many occasions have you used MDMA ('X', 'E', or ecstasy) during the past 30 days?	73
161	On how many occasions have you taken prescription drugs (such as Valium, Xanax, Ritalin, Adderall, OxyContin, Darvocet, or sleeping pills) on your own-that is, without a doctor telling you to take them in your lifetime?	74
162	On how many occasions have you taken prescription drugs (such as Valium, Xanax, Ritalin, Adderall, OxyContin, Darvocet, or sleeping pills) on your own-that is, without a doctor telling you to take them during the past 30 days?	74
163	On how many occasions have you taken non-prescription medicines such as diet pills (for example, Dietac, Dexatrim or Prolamine), stay-awake pills (for example No-Doz, Vivarin, or Wake), or cough or cold medicines (robos, DXM, etc.) to get high in your lifetime?	75
164	On how many occasions have you taken non-prescription medicines such as diet pills (for example, Dietac, Dexatrim or Prolamine), stay-awake pills (for example No-Doz, Vivarin, or Wake), or cough or cold medicines (robos, DXM, etc.) to get high during the past 30 days?	75
165	On how many occasions have you been drunk or very high from drinking alcoholic beverages during the past 30 days?	76
166	On how many occasions have you drunk flavored alcoholic beverages, sometimes called 'alcopops' (like Mike's Hard Lemonade, Smirnoff Ice, Bacardi Breezers, etc.) in your lifetime?	76
167	On how many occasions have you drunk flavored alcoholic beverages, sometimes called 'alcopops' (like Mike's Hard Lemonade, Smirnoff Ice, Bacardi Breezers, etc.) during the past 30 days?	77
168	Think back over the last two weeks. How many times have you had five or more alcoholic drinks in a row?	77
169	During the past 30 days, how many times did you ride in a car or other vehicle driven by someone who had been drinking alcohol?	77

170	During the past 30 days, how many times did you drive a car or other vehicle when you had been drinking alcohol?	78
171	If you drank alcohol (not just a sip or taste) in the past year, how did you usually get it?	78
172	If you drank alcohol (not just a sip or taste) in the past year, where did you usually drink it?	79
173	During the last month, about how many marijuana cigarettes, or the equivalent, did you smoke a day, on the average?	79
174	How wrong would most adults (over 21) in your neighborhood think it is for kids your age: to use marijuana?	80
175	How wrong would most adults (over 21) in your neighborhood think it is for kids your age: to drink alcohol?	80
176	How wrong would most adults (over 21) in your neighborhood think it is for kids your age: to smoke cigarettes?	80
177	How much do each of the following statements describe your neighborhood? crime and/or drug selling	81
178	How much do each of the following statements describe your neighborhood? fights	81
179	How much do each of the following statements describe your neighborhood? lots of empty or abandoned buildings	81
180	How much do each of the following statements describe your neighborhood? lots of graffiti	82
181	If I had to move, I would miss the neighborhood I now live in.	82
182	My neighbors notice when I am doing a good job and let me know about it.	82
183	I like my neighborhood.	83
184	There are lots of adults in my neighborhood I could talk to about something important.	83
185	I'd like to get out of my neighborhood.	83
186	There are people in my neighborhood who are proud of me when I do something well.	84
187	There are people in my neighborhood who encourage me to do my best.	84
188	I feel safe in my neighborhood.	84
189	Which of the following activities for people your age are available in your community? sports teams?	85
190	Which of the following activities for people your age are available in your community? scouting?	85
191	Which of the following activities for people your age are available in your community? boys and girls clubs?	85
192	Which of the following activities for people your age are available in your community? 4-H clubs?	85
193	Which of the following activities for people your age are available in your community? service clubs?	86

194	If a kid smoked marijuana in your neighborhood would he or she be caught by the police?	86
195	If a kid drank some beer, wine or hard liquor (for example, vodka, whiskey, or gin) in your neighborhood would he or she be caught by the police?	86
196	If a kid carried a handgun in your neighborhood would he or she be caught by the police?	87
197	If you wanted to get some cigarettes, how easy would it be for you to get some?	87
198	If you wanted to get some beer, wine or hard liquor (for example, vodka, whiskey, or gin), how easy would it be for you to get some?	87
199	If you wanted to get a drug like cocaine, LSD, or amphetamines, how easy would it be for you to get some?	88
200	If you wanted to get a handgun, how easy would it be for you to get one?	88
201	If you wanted to get some marijuana, how easy would it be for you to get some?	88
202	During the past 12 months, have you participated in any alcohol prevention programs or seen any alcohol prevention messages in your school or community? Yes, a school-based program focused on preventing underage drinking and/or drinking and driving.	89
203	During the past 12 months, have you participated in any alcohol prevention programs or seen any alcohol prevention messages in your school or community? Yes, a community-based program focused on preventing underage drinking and/or drinking and driving (for example, through your church or temple or through youth groups like Boys and Girls Club or 4-H).	89
204	During the past 12 months, have you participated in any alcohol prevention programs or seen any alcohol prevention messages in your school or community? Yes, a media campaign addressing underage drinking and/or drinking and driving (for example, newspaper ads, posters, pamphlets, radio, TV).	89
205	During the past 12 months, have you participated in any alcohol prevention programs or seen any alcohol prevention messages in your school or community? No	89
206	How wrong do your parents feel it would be for YOU to: drink beer, wine or hard liquor (for example, vodka, whiskey or gin) regularly?	90
207	How wrong do your parents feel it would be for YOU to: smoke cigarettes?	90
208	How wrong do your parents feel it would be for YOU to: smoke marijuana?	90
209	How wrong do your parents feel it would be for YOU to: steal something worth more than \$5?	91

210	How wrong do your parents feel it would be for YOU to: draw graffiti, write things, or draw pictures on buildings or other property (without the owner's permission)?	91
211	How wrong do your parents feel it would be for YOU to: pick a fight with someone?	91
212	During the past 12 months, have you talked with at least one of your parents about the dangers of underage drinking and/or drinking and driving? By parents, we mean either your biological parents, adoptive parents, stepparents, or adult guardians - whether or not they live with you.	92
213	Have any of your brothers or sisters ever: drunk beer, wine or hard liquor (for example, vodka, whiskey or gin)?	92
214	Have any of your brothers or sisters ever: smoked marijuana?	92
215	Have any of your brothers or sisters ever: smoked cigarettes?	92
216	Have any of your brothers or sisters ever: taken a handgun to school?	93
217	Have any of your brothers or sisters ever: been suspended or expelled from school?	93
218	The rules in my family are clear.	93
219	People in my family often insult or yell at each other.	94
220	When I am not at home, one of my parents knows where I am and who I am with.	94
221	We argue about the same things in my family over and over.	94
222	If you drank some beer or wine or liquor (for example, vodka, whiskey, or gin) without your parents' permission, would you be caught by your parents?	95
223	My family has clear rules about alcohol and drug use.	95
224	If you carried a handgun without your parents' permission, would you be caught by your parents?	95
225	If you skipped school would you be caught by your parents?	96
226	Do you feel very close to your mother?	96
227	Do you share your thoughts and feelings with your mother?	96
228	My parents ask me what I think before most family decisions affecting me are made.	97
229	Do you share your thoughts and feelings with your father?	97
230	Do you enjoy spending time with your mother?	97
231	Do you enjoy spending time with your father?	98
232	If I had a personal problem, I could ask my mom or dad for help.	98
233	Do you feel very close to your father?	98
234	My parents give me lots of chances to do fun things with them.	99
235	My parents ask if I've gotten my homework done.	99
236	People in my family have serious arguments.	99
237	Would your parents know if you did not come home on time?	100
238	It is important to be honest with your parents, even if they become upset or you get punished.	100

239	My parents notice when I am doing a good job and let me know about it.	100
240	How often do your parents tell you they're proud of you for something you've done?	101
241	How many brothers and sisters, including stepbrothers and sisters, do you have that are younger than you?	101
242	How many brothers and sisters, including stepbrothers and sisters, do you have that are older than you?	101
243	Have you changed homes in the past year (the last 12 months)?	102
244	How many times have you changed homes since kindergarten?	102
245	Have you changed schools (including changing from elementary to middle and middle to high school) in the past year?	102
246	How many times have you changed schools since kindergarten (including changing from elementary to middle and middle to high school)?	103
247	Has anyone in your family ever had severe alcohol or drug problems?	103
248	About how many adults (over 21) have you known personally who in the past year have: used marijuana, crack, cocaine, or other drugs?	103
249	About how many adults (over 21) have you known personally who in the past year have: sold or dealt drugs?	104
250	About how many adults (over 21) have you known personally who in the past year have: done other things that could get them in trouble with the police, like stealing, selling stolen goods, mugging or assaulting others, etc.?	104
251	About how many adults (over 21) have you known personally who in the past year have: gotten drunk or high?	104
252	Have you seen or heard information about underage drinking in the past 12 months from the following sources? Radio	105
253	Have you seen or heard information about underage drinking in the past 12 months from the following sources? TV.	105
254	Have you seen or heard information about underage drinking in the past 12 months from the following sources? Print. This includes information on underage drinking you may have seen in the newspaper, on a billboard, in pamphlets, on stickers, etc.	105
255	Have you seen or heard information about underage drinking in the past 12 months from the following sources? Website or social media? (Facebook, Myspace, website, etc.)	105
256	The next questions ask about your opinions of the information you saw or heard. If you have seen or heard more than one ad, please think about your favorite ad when answering these questions. The information about underage drinking that I saw or heard was convincing.	106

257	The next questions ask about your opinions of the information you saw or heard. If you have seen or heard more than one ad, please think about your favorite ad when answering these questions. The information about underage drinking that I saw or heard grabbed my attention.	106
258	The next questions ask about your opinions of the information you saw or heard. If you have seen or heard more than one ad, please think about your favorite ad when answering these questions. The information about underage drinking that I saw or heard said something important to me.	106
259	The next questions ask about your opinions of the information you saw or heard. If you have seen or heard more than one ad, please think about your favorite ad when answering these questions. Seeing or hearing this information about underage drinking made me want to stop or decrease my drinking.	107
260	How honest were you in filling out this survey?	107

List of Figures

1	Grade Chart	12
2	Gender Chart	13
3	Age Chart	14
4	Ethnic Origin Chart	15

1 INTRODUCTION

This report was generated from data collected on the *2010 Arkansas Prevention Needs Assessment Student Survey*. This report contains basic frequency tables of all data collected and graphs on the selected demographic variables of grade, gender, age and ethnic origin. The graph on ethnic origin is represented as a bar chart rather than as a pie chart. This is because students were allowed to mark more than one response for ethnic origin as opposed to being allowed to mark only one response. The bars represent the percent of students who marked each of the ethnic categories.

Questions regarding the information found in this report can be directed to:

Pride Surveys

160 Vanderbilt Court
Bowling Green, KY 42103
1-800-279-6361
www.pridesurveys.com

Grade Chart

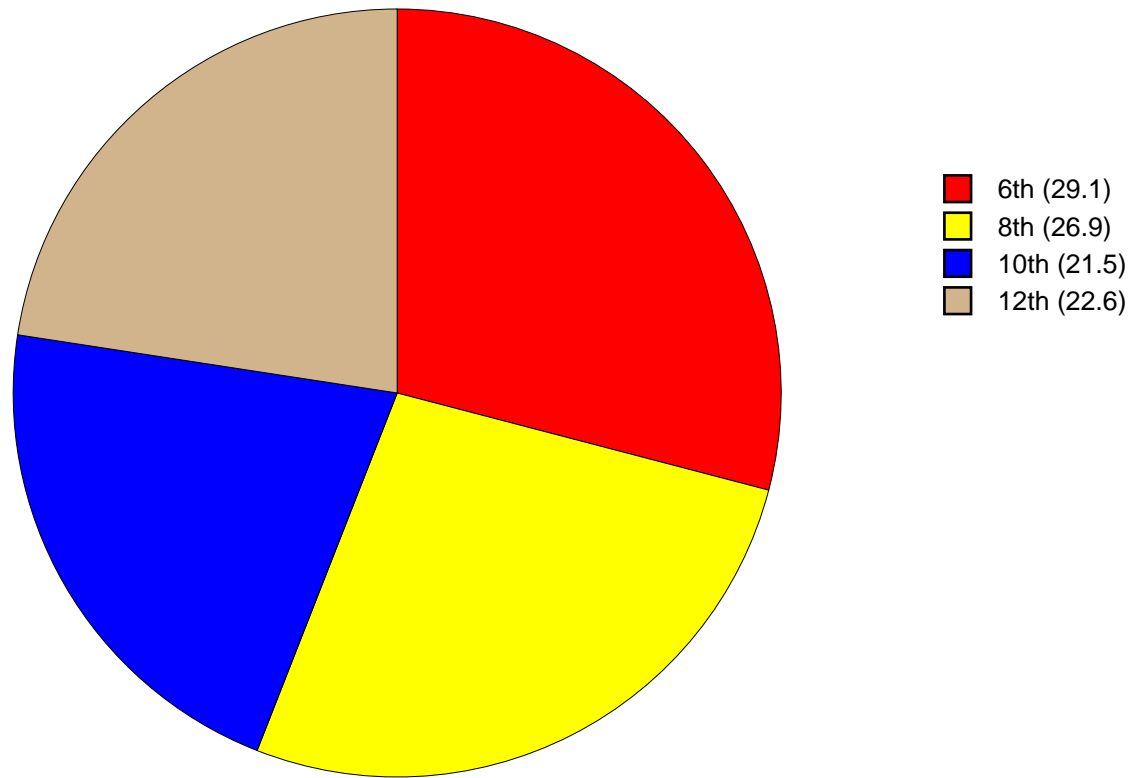


Figure 1: Grade Chart

Gender Chart

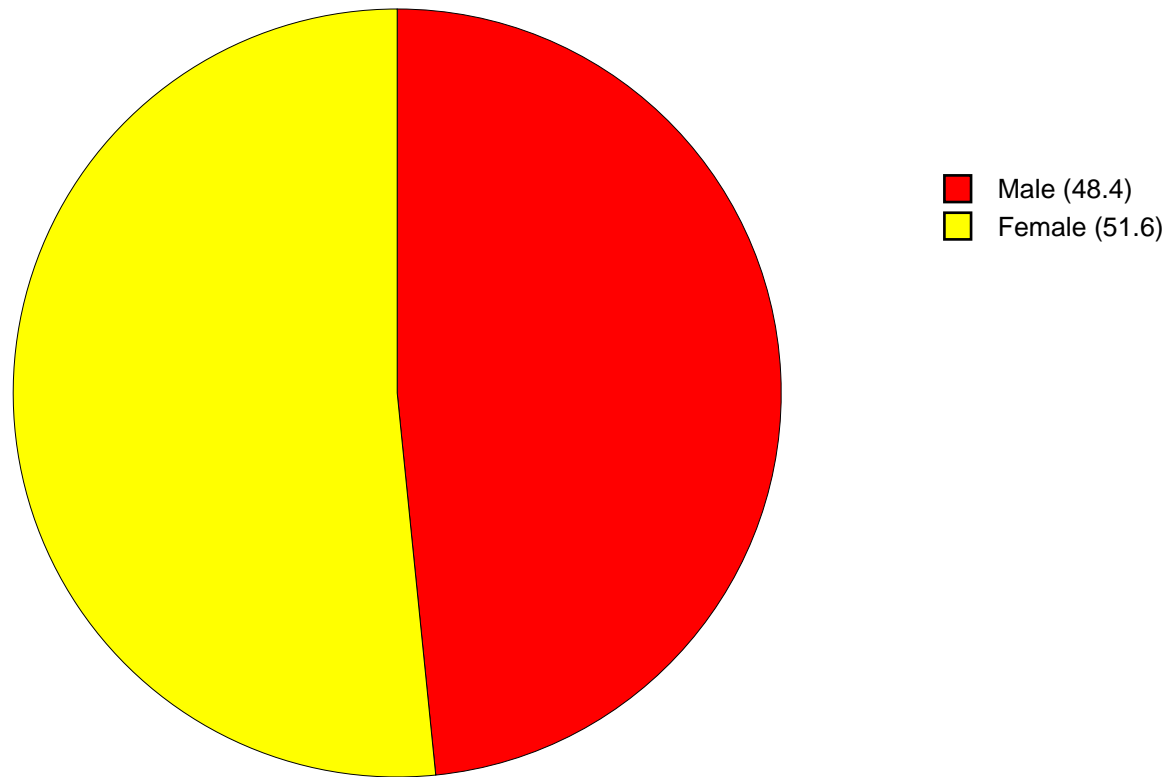


Figure 2: Gender Chart

Age Chart

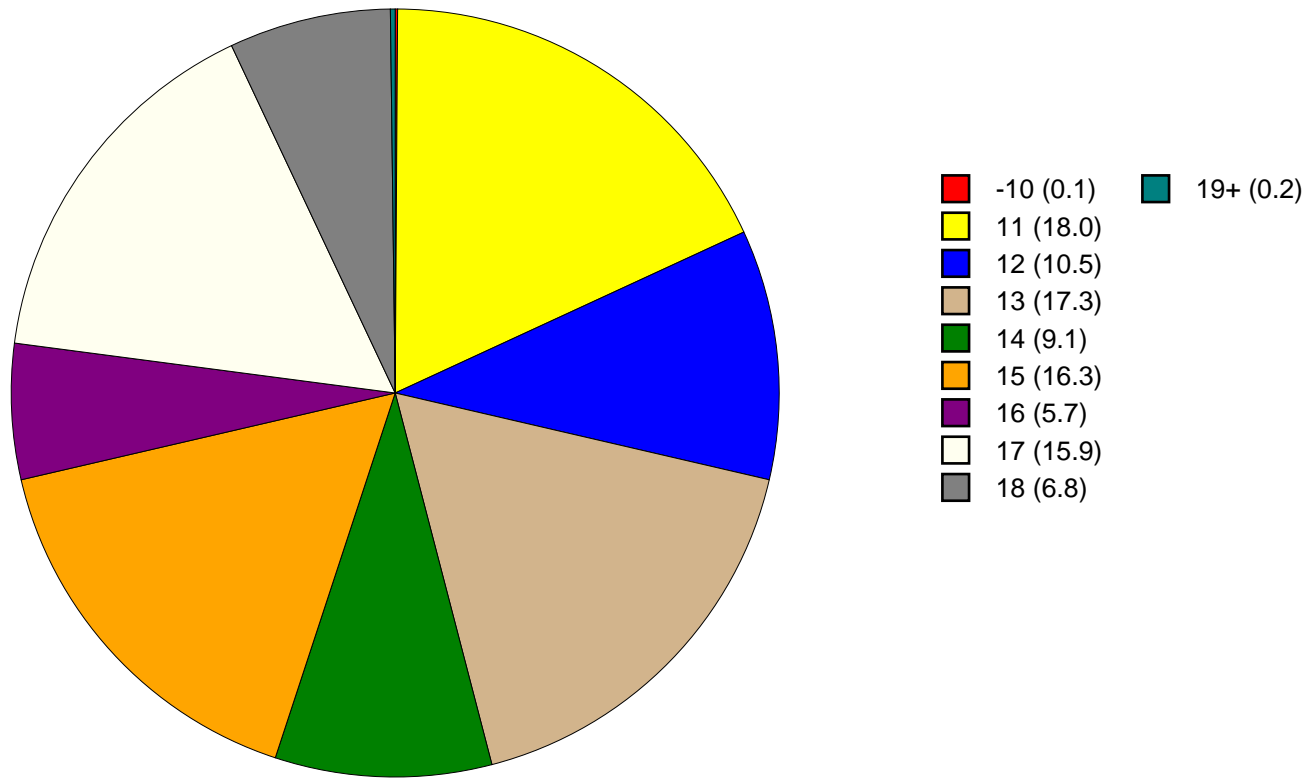


Figure 3: Age Chart

Ethnic Origin Chart

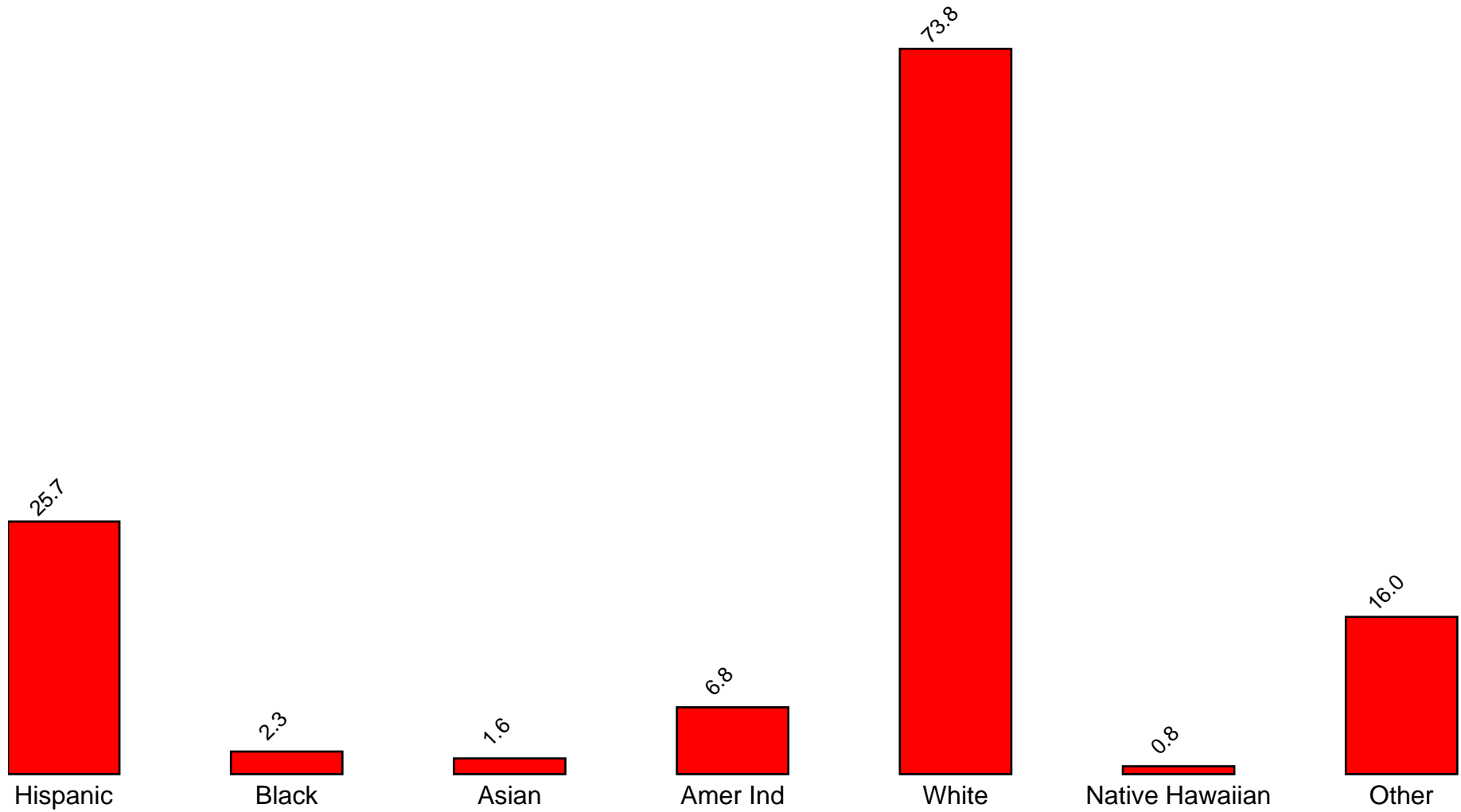


Figure 4: Ethnic Origin Chart

2 PERCENTAGE TABLES

The following tables contain frequency distribution detailing how your students responded to each question on the survey. The tables appear in the same order as the questions on the survey. The tables include breakdowns by grade level as well as overall percentages. The *N of Valid* row is a frequency count of the number of valid responses to each question for each grade and overall. The *N of Miss* row is a frequency count of the number of invalid (marked more than one response) or missing (i.e. did not respond) responses to each question for each grade and overall.

For the questions that allowed more than one response (i.e. race, live with, etc.) each response becomes a separate table. If a student did not mark the response, that was counted as a NO response, and if they did mark the response, that was counted as a YES response. Since a non response is a valid response for these questions, the *N of Miss* will always be zero for these questions.

Table 1: Sex



Response	6	8	10	12	Total	
Male	50.4	45.6	45.2	52.2	48.4	
Female	49.6	54.4	54.8	47.8	51.6	
N of Valid	268	248	199	209	924	
N of Miss	3	2	1	1	7	

Table 2: Age











Response	6	8	10	12	Total	
10 or younger	0.4	0.0	0.0	0.0	0.1	
11	61.6	0.0	0.0	0.0	18.0	
12	35.8	0.4	0.0	0.0	10.5	
13	2.2	62.2	0.0	0.0	17.3	
14	0.0	34.1	0.0	0.0	9.1	
15	0.0	3.2	72.0	0.0	16.3	
16	0.0	0.0	24.5	1.9	5.7	
17	0.0	0.0	3.0	67.6	15.9	
18	0.0	0.0	0.5	29.5	6.8	
19 or older	0.0	0.0	0.0	1.0	0.2	
N of Valid	271	249	200	210	930	
N of Miss	0	1	0	0	1	

Table 3: Are you Hispanic or Latino?



Response	6	8	10	12	Total	
No	72.1	68.4	78.9	79.3	74.3	
Yes	27.9	31.6	21.1	20.7	25.7	
N of Valid	244	244	199	208	895	
N of Miss	27	6	1	2	36	

Table 4: What is your race? Black or African American



Response	6	8	10	12	Total	
No	97.8	98.4	97.5	97.1	97.7	
Yes	2.2	1.6	2.5	2.9	2.3	
N of Valid	271	250	200	210	931	
N of Miss	0	0	0	0	0	

Table 5: What is your race? Asian



Response	6	8	10	12	Total	
No	98.9	99.6	97.0	97.6	98.4	
Yes	1.1	0.4	3.0	2.4	1.6	
N of Valid	271	250	200	210	931	
N of Miss	0	0	0	0	0	

Table 6: What is your race? American Indian



Response	6	8	10	12	Total	
No	91.1	92.0	95.5	95.2	93.2	
Yes	8.9	8.0	4.5	4.8	6.8	
N of Valid	271	250	200	210	931	
N of Miss	0	0	0	0	0	

Table 7: What is your race? Alaska Native


Response	6	8	10	12	Total	
No	100.0	100.0	100.0	100.0	100.0	
Yes	0.0	0.0	0.0	0.0	0.0	
N of Valid	271	250	200	210	931	
N of Miss	0	0	0	0	0	

Table 8: What is your race? White



Response	6	8	10	12	Total	
No	26.2	31.6	22.5	23.3	26.2	
Yes	73.8	68.4	77.5	76.7	73.8	
N of Valid	271	250	200	210	931	
N of Miss	0	0	0	0	0	

Table 9: What is your race? Native Hawaiian or Other Pacific Islander



Response	6	8	10	12	Total	
No	98.9	99.6	99.0	99.5	99.2	
Yes	1.1	0.4	1.0	0.5	0.8	
N of Valid	271	250	200	210	931	
N of Miss	0	0	0	0	0	

Table 10: What is your race? Other



Response	6	8	10	12	Total	
No	79.7	82.8	87.5	87.6	84.0	
Yes	20.3	17.2	12.5	12.4	16.0	
N of Valid	271	250	200	210	931	
N of Miss	0	0	0	0	0	

Table 11: What is the highest level of schooling completed by your mother or father?









Response	6	8	10	12	Total	
Completed grade school or less	5.2	2.9	1.0	2.9	3.1	
Some high school	8.8	9.0	10.1	14.9	10.5	
Completed high school	14.3	17.6	21.6	31.3	20.7	
Some college	12.0	18.4	22.1	19.7	17.7	
Completed college	16.3	19.2	25.6	15.4	18.9	
Graduate or professional school after college	5.6	2.4	4.0	9.1	5.2	
Don't know	34.7	28.6	13.1	5.8	21.6	
Does not apply	3.2	2.0	2.5	1.0	2.2	
N of Valid	251	245	199	208	903	
N of Miss	13	4	1	2	18	

Table 12: Think of where you live most of the time. Which of the following people live there with you? Mother



Response	6	8	10	12	Total	
No	11.8	12.8	12.0	13.8	12.6	
Yes	88.2	87.2	88.0	86.2	87.4	
N of Valid	271	250	200	210	931	
N of Miss	0	0	0	0	0	

Table 13: Think of where you live most of the time. Which of the following people live there with you? Stepmother



Response	6	8	10	12	Total	
No	95.2	94.0	93.5	92.9	94.0	
Yes	4.8	6.0	6.5	7.1	6.0	
N of Valid	271	250	200	210	931	
N of Miss	0	0	0	0	0	

Table 14: Think of where you live most of the time. Which of the following people live there with you? Foster Mother



Response	6	8	10	12	Total	
No	100.0	99.6	100.0	100.0	99.9	
Yes	0.0	0.4	0.0	0.0	0.1	
N of Valid	271	250	200	210	931	
N of Miss	0	0	0	0	0	

Table 15: Think of where you live most of the time. Which of the following people live there with you? Grandmother



Response	6	8	10	12	Total	
No	89.7	88.4	88.5	94.8	90.2	
Yes	10.3	11.6	11.5	5.2	9.8	
N of Valid	271	250	200	210	931	
N of Miss	0	0	0	0	0	

Table 16: Think of where you live most of the time. Which of the following people live there with you? Aunt



Response	6	8	10	12	Total	
No	95.9	94.8	97.5	99.0	96.7	
Yes	4.1	5.2	2.5	1.0	3.3	
N of Valid	271	250	200	210	931	
N of Miss	0	0	0	0	0	

Table 17: Think of where you live most of the time. Which of the following people live there with you? Father



Response	6	8	10	12	Total	
No	33.2	44.0	40.0	39.0	38.9	
Yes	66.8	56.0	60.0	61.0	61.1	
N of Valid	271	250	200	210	931	
N of Miss	0	0	0	0	0	

Table 18: Think of where you live most of the time. Which of the following people live there with you? Stepfather



Response	6	8	10	12	Total	
No	84.9	82.4	79.0	86.7	83.4	
Yes	15.1	17.6	21.0	13.3	16.6	
N of Valid	271	250	200	210	931	
N of Miss	0	0	0	0	0	

Table 19: Think of where you live most of the time. Which of the following people live there with you? Foster Father



Response	6	8	10	12	Total	
No	100.0	100.0	99.5	100.0	99.9	
Yes	0.0	0.0	0.5	0.0	0.1	
N of Valid	271	250	200	210	931	
N of Miss	0	0	0	0	0	

Table 20: Think of where you live most of the time. Which of the following people live there with you? Grandfather



Response	6	8	10	12	Total	
No	94.1	94.8	90.5	97.1	94.2	
Yes	5.9	5.2	9.5	2.9	5.8	
N of Valid	271	250	200	210	931	
N of Miss	0	0	0	0	0	

Table 21: Think of where you live most of the time. Which of the following people live there with you? Uncle



Response	6	8	10	12	Total	
No	95.6	93.2	98.5	98.1	96.1	
Yes	4.4	6.8	1.5	1.9	3.9	
N of Valid	271	250	200	210	931	
N of Miss	0	0	0	0	0	

Table 22: Think of where you live most of the time. Which of the following people live there with you? Other Adults

Response	6	8	10	12	Total	
No	98.5	97.2	96.0	92.9	96.3	
Yes	1.5	2.8	4.0	7.1	3.7	
N of Valid	271	250	200	210	931	
N of Miss	0	0	0	0	0	

Table 23: Think of where you live most of the time. Which of the following people live there with you? Brother(s)

Response	6	8	10	12	Total	
No	50.9	45.2	43.5	56.2	49.0	
Yes	49.1	54.8	56.5	43.8	51.0	
N of Valid	271	250	200	210	931	
N of Miss	0	0	0	0	0	

Table 24: Think of where you live most of the time. Which of the following people live there with you? Stepbrother(s)

Response	6	8	10	12	Total	
No	95.2	93.2	94.5	96.2	94.7	
Yes	4.8	6.8	5.5	3.8	5.3	
N of Valid	271	250	200	210	931	
N of Miss	0	0	0	0	0	

Table 25: Think of where you live most of the time. Which of the following people live there with you? Sister(s)

Response	6	8	10	12	Total	
No	52.0	49.6	49.0	59.0	52.3	
Yes	48.0	50.4	51.0	41.0	47.7	
N of Valid	271	250	200	210	931	
N of Miss	0	0	0	0	0	

Table 26: Think of where you live most of the time. Which of the following people live there with you? Stepsister(s)



Response	6	8	10	12	Total	
No	95.2	95.2	95.0	97.6	95.7	
Yes	4.8	4.8	5.0	2.4	4.3	
N of Valid	271	250	200	210	931	
N of Miss	0	0	0	0	0	

Table 27: Think of where you live most of the time. Which of the following people live there with you? Other Children



Response	6	8	10	12	Total	
No	95.9	94.8	91.5	95.2	94.5	
Yes	4.1	5.2	8.5	4.8	5.5	
N of Valid	271	250	200	210	931	
N of Miss	0	0	0	0	0	

Table 28: In my school, students have lots of chances to help decide things like class activities and rules.





Response	6	8	10	12	Total	
NO!	18.0	13.3	18.6	19.6	17.2	
no	44.5	41.8	38.2	33.5	39.9	
yes	33.2	39.4	38.7	40.7	37.8	
YES!	4.3	5.6	4.5	6.2	5.1	
N of Valid	256	249	199	209	913	
N of Miss	15	1	1	1	18	

Table 29: Teachers ask me to work on special classroom projects.





Response	6	8	10	12	Total	
NO!	15.6	7.2	11.6	7.7	10.7	
no	37.8	44.6	53.5	46.6	45.0	
yes	37.4	43.4	32.3	40.4	38.6	
YES!	9.2	4.8	2.5	5.3	5.7	
N of Valid	262	249	198	208	917	
N of Miss	9	1	2	2	14	

Table 30: My teacher(s) notices when I am doing a good job and lets me know about it.


Response	6	8	10	12	Total	
NO!	4.5	4.4	8.5	6.7	5.9	
no	12.5	23.4	30.2	19.2	20.8	
yes	49.8	54.4	47.2	56.7	52.1	
YES!	33.2	17.7	14.1	17.3	21.3	
N of Valid	265	248	199	208	920	
N of Miss	6	2	1	2	11	

Table 31: There are lots of chances for students in my school to get involved in sports, clubs, and other school activities outside of class.


Response	6	8	10	12	Total	
NO!	1.1	2.8	3.0	2.4	2.3	
no	6.8	10.4	4.5	3.4	6.5	
yes	39.1	40.6	49.2	46.2	43.3	
YES!	53.0	46.2	43.2	48.1	47.9	
N of Valid	266	249	199	208	922	
N of Miss	5	1	1	2	9	

Table 32: There are lots of chances for students in my school to talk with a teacher one-on-one.


Response	6	8	10	12	Total	
NO!	4.2	5.3	7.1	3.9	5.0	
no	17.1	17.1	25.3	24.2	20.5	
yes	51.3	58.1	50.5	52.2	53.2	
YES!	27.4	19.5	17.2	19.8	21.3	
N of Valid	263	246	198	207	914	
N of Miss	8	4	2	3	17	

Table 33: I feel safe at my school.

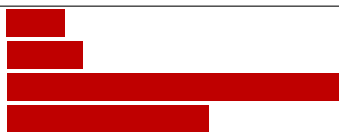
Response	6	8	10	12	Total	
NO!	5.7	6.5	7.5	8.7	7.0	
no	9.1	10.5	13.6	6.7	9.9	
yes	41.4	55.9	59.8	54.8	52.3	
YES!	43.7	27.1	19.1	29.8	30.8	
N of Valid	263	247	199	208	917	
N of Miss	7	3	1	2	13	

Table 34: The school lets my parents know when I have done something well.


Response	6	8	10	12	Total	
NO!	8.9	14.7	24.6	25.6	17.7	
no	36.3	40.8	49.2	42.5	41.8	
yes	36.7	33.5	20.6	27.1	30.1	
YES!	18.1	11.0	5.5	4.8	10.4	
N of Valid	259	245	199	207	910	
N of Miss	12	5	1	3	21	

Table 35: My teachers praise me when I work hard in school.

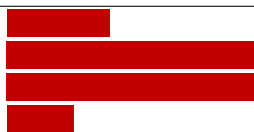
Response	6	8	10	12	Total	
NO!	13.1	13.5	17.1	14.4	14.4	
no	32.4	39.3	47.7	38.0	38.9	
yes	44.4	38.5	30.7	38.0	38.4	
YES!	10.0	8.6	4.5	9.6	8.4	
N of Valid	259	244	199	208	910	
N of Miss	12	5	1	2	20	

Table 36: Are your school grades better than the grades of most students in your class?

Response	6	8	10	12	Total	
NO!	10.0	8.9	14.2	5.8	9.6	
no	36.2	32.4	28.9	32.2	32.7	
yes	39.2	41.3	43.7	48.1	42.8	
YES!	14.6	17.4	13.2	13.9	14.9	
N of Valid	260	247	197	208	912	
N of Miss	10	3	3	2	18	

Table 37: I have lots of chances to be part of class discussions or activities.

Response	6	8	10	12	Total	
NO!	4.6	5.3	5.5	4.9	5.0	
no	17.9	17.0	18.6	19.9	18.3	
yes	50.8	60.7	62.3	57.3	57.4	
YES!	26.7	17.0	13.6	18.0	19.3	
N of Valid	262	247	199	206	914	
N of Miss	9	3	1	4	17	

Table 38: Now thinking back over the past year in school, how often did you: enjoy being in school?

Response	6	8	10	12	Total	
Never	5.2	5.6	7.5	10.5	7.0	
Seldom	6.3	9.7	15.1	13.4	10.7	
Sometimes	44.4	45.2	38.2	40.2	42.3	
Often	23.5	28.6	24.1	28.2	26.1	
Almost always	20.5	10.9	15.1	7.7	13.9	
N of Valid	268	248	199	209	924	
N of Miss	3	2	1	1	7	

Table 39: Now thinking back over the past year in school, how often did you: hate being in school?






Response	6	8	10	12	Total	
Never	17.7	6.0	6.6	7.2	9.8	
Seldom	28.2	24.2	21.2	20.6	23.9	
Sometimes	35.3	45.2	40.4	39.2	40.0	
Often	13.2	14.9	20.2	17.7	16.2	
Almost always	5.6	9.7	11.6	15.3	10.2	
N of Valid	266	248	198	209	921	
N of Miss	5	2	2	1	10	

Table 40: Now thinking back over the past year in school, how often did you: try to do your best work in school?






Response	6	8	10	12	Total	
Never	0.4	1.6	0.0	0.5	0.7	
Seldom	0.8	4.4	3.6	5.3	3.4	
Sometimes	7.5	9.3	19.4	23.2	14.1	
Often	16.2	31.5	35.2	38.6	29.4	
Almost always	75.2	53.2	41.8	32.4	52.5	
N of Valid	266	248	196	207	917	
N of Miss	4	2	4	3	13	

Table 41: How often do you feel that the school work you are assigned is meaningful and important?






Response	6	8	10	12	Total	
Never	3.4	6.5	11.6	9.2	7.3	
Seldom	9.4	12.2	22.2	27.2	16.9	
Sometimes	26.8	30.1	33.8	34.0	30.8	
Often	32.8	35.4	23.7	23.3	29.4	
Almost always	27.5	15.9	8.6	6.3	15.5	
N of Valid	265	246	198	206	915	
N of Miss	6	4	2	4	16	

Table 42: Putting them all together, what were your grades like last year?






Response	6	8	10	12	Total	
Mostly F's	0.8	0.8	0.0	0.0	0.4	
Mostly D's	4.7	8.2	5.6	3.8	5.7	
Mostly C's	19.4	24.2	28.4	34.6	26.2	
Mostly B's	42.7	36.5	39.1	35.1	38.5	
Mostly A's	32.4	30.3	26.9	26.4	29.3	
N of Valid	253	244	197	208	902	
N of Miss	4	2	2	2	10	

Table 43: How important do you think the things you are learning in school are going to be for your later life?






Response	6	8	10	12	Total	
Very important	53.2	33.3	19.2	12.4	31.3	
Quite important	29.2	30.5	20.2	30.1	27.8	
Fairly important	11.2	21.5	31.8	30.6	22.8	
Slightly important	6.0	13.0	22.2	22.0	15.0	
Not at all important	0.4	1.6	6.6	4.8	3.0	
N of Valid	267	246	198	209	920	
N of Miss	4	4	2	1	11	

Table 44: How interesting are most of your courses to you?






Response	6	8	10	12	Total	
Very interesting and stimulating	18.4	10.6	5.6	4.8	10.4	
Quite interesting	30.9	25.6	20.8	21.1	25.0	
Fairly interesting	36.3	40.2	42.6	39.7	39.5	
Slightly dull	8.6	13.4	17.8	25.4	15.7	
Very dull	5.9	10.2	13.2	9.1	9.4	
N of Valid	256	246	197	209	908	
N of Miss	15	4	3	1	23	

Table 45: During the LAST FOUR WEEKS how many whole days of school have you missed because you skipped or 'cut'?








Response	6	8	10	12	Total	
None	72.8	79.4	79.3	65.4	74.3	
1	12.7	6.5	10.1	14.4	10.9	
2	4.9	5.3	3.0	7.2	5.1	
3	5.2	4.9	3.0	4.3	4.5	
4-5	3.0	3.2	4.0	5.3	3.8	
6-10	1.1	0.8	0.5	1.0	0.9	
11 or more	0.4	0.0	0.0	2.4	0.7	
N of Valid	268	247	198	208	921	
N of Miss	3	3	2	1	9	

Table 46: What are the chances you would be seen as cool if you: smoked cigarettes?






Response	6	8	10	12	Total	
No or very little chance	88.1	63.0	55.8	50.5	65.8	
Little chance	7.3	16.3	21.3	26.0	17.0	
Some chance	3.1	13.4	13.2	15.9	11.0	
Pretty good chance	1.2	5.3	7.1	4.8	4.4	
Very good chance	0.4	2.0	2.5	2.9	1.9	
N of Valid	260	246	197	208	911	
N of Miss	7	3	3	2	15	

Table 47: What are the chances you would be seen as cool if you: worked hard at school?






Response	6	8	10	12	Total	
No or very little chance	6.5	15.9	18.7	10.1	12.5	
Little chance	8.8	15.9	23.2	20.3	16.4	
Some chance	17.6	24.0	23.2	34.8	24.4	
Pretty good chance	26.7	29.3	21.2	25.1	25.8	
Very good chance	40.5	15.0	13.6	9.7	20.8	
N of Valid	262	246	198	207	913	
N of Miss	9	4	2	2	17	

Table 48: What are the chances you would be seen as cool if you: began drinking alcoholic beverages regularly, that is, at least once or twice a month?






Response	6	8	10	12	Total	
No or very little chance	82.3	45.5	32.8	30.8	50.1	
Little chance	10.6	14.2	20.7	17.8	15.4	
Some chance	5.3	17.5	17.2	24.0	15.4	
Pretty good chance	1.5	14.6	18.7	16.8	12.2	
Very good chance	0.4	8.1	10.6	10.6	7.0	
N of Valid	265	246	198	208	917	
N of Miss	6	3	2	2	13	

Table 49: What are the chances you would be seen as cool if you: defended someone who was being verbally abused at school?






Response	6	8	10	12	Total	
No or very little chance	15.5	16.3	10.2	10.1	13.3	
Little chance	11.7	16.7	18.3	16.3	15.5	
Some chance	16.3	22.8	31.0	30.3	24.4	
Pretty good chance	21.2	25.6	25.9	28.4	25.0	
Very good chance	35.2	18.7	14.7	14.9	21.7	
N of Valid	264	246	197	208	915	
N of Miss	7	4	3	2	16	

Table 50: What are the chances you would be seen as cool if you: smoked marijuana?






Response	6	8	10	12	Total	
No or very little chance	91.7	61.1	50.0	40.4	62.8	
Little chance	4.2	13.4	13.8	17.3	11.7	
Some chance	2.7	10.9	13.8	16.3	10.4	
Pretty good chance	0.8	5.3	10.2	17.3	7.8	
Very good chance	0.8	9.3	12.2	8.7	7.3	
N of Valid	264	247	196	208	915	
N of Miss	7	3	4	2	16	

Table 51: What are the chances you would be seen as cool if you: carried a handgun?

Response	6	8	10	12	Total	
No or very little chance	86.4	70.4	69.7	71.2	75.1	
Little chance	7.2	14.2	12.1	13.5	11.5	
Some chance	1.9	8.5	8.6	7.2	6.3	
Pretty good chance	2.6	3.2	5.1	4.3	3.7	
Very good chance	1.9	3.6	4.5	3.8	3.4	
N of Valid	265	247	198	208	918	
N of Miss	6	3	2	2	13	

Table 52: What are the chances you would be seen as cool if you: regularly volunteered to do community service?

Response	6	8	10	12	Total	
No or very little chance	21.5	42.1	31.3	24.5	29.8	
Little chance	17.0	18.6	30.3	25.0	22.1	
Some chance	22.6	20.6	21.2	31.3	23.7	
Pretty good chance	17.0	10.9	10.6	12.5	13.0	
Very good chance	21.9	7.7	6.6	6.7	11.3	
N of Valid	265	247	198	208	918	
N of Miss	6	3	2	2	13	

Table 53: Think of your four best friends (the friends you feel closest to). In the past year (12 months), how many of your best friends have: participated in clubs, organizations or activities at school?

Response	6	8	10	12	Total	
0	16.3	16.6	13.3	4.4	13.0	
1	15.6	11.3	9.2	12.2	12.3	
2	21.8	22.3	18.4	18.0	20.3	
3	15.2	13.4	18.4	22.0	16.9	
4	31.1	36.4	40.8	43.4	37.5	
N of Valid	257	247	196	205	905	
N of Miss	13	3	4	4	24	

Table 54: Think of your four best friends (the friends you feel closest to). In the past year (12 months), how many of your best friends have: smoked cigarettes?






Response	6	8	10	12	Total	
0	92.8	59.3	48.0	33.2	60.7	
1	4.5	15.7	19.9	22.4	14.9	
2	2.3	11.3	15.8	18.0	11.2	
3	0.0	6.5	6.6	11.7	5.8	
4	0.4	7.3	9.7	14.6	7.4	
N of Valid	264	248	196	205	913	
N of Miss	7	2	4	4	17	

Table 55: Think of your four best friends (the friends you feel closest to). In the past year (12 months), how many of your best friends have: tried beer, wine or hard liquor (for example, vodka, whiskey, or gin) when their parents didn't know about it?






Response	6	8	10	12	Total	
0	85.8	42.5	29.1	17.0	46.3	
1	6.5	16.2	16.8	7.8	11.6	
2	3.8	10.9	10.2	17.5	10.2	
3	0.4	9.7	13.8	15.0	9.1	
4	3.4	20.6	30.1	42.7	22.7	
N of Valid	261	247	196	206	910	
N of Miss	9	3	4	3	19	

Table 56: Think of your four best friends (the friends you feel closest to). In the past year (12 months), how many of your best friends have: made a commitment to stay drug-free?






Response	6	8	10	12	Total	
0	10.7	26.1	30.8	36.8	25.1	
1	4.6	11.8	10.8	17.2	10.7	
2	8.4	9.0	12.3	10.8	9.9	
3	10.7	10.2	10.8	9.8	10.4	
4	65.6	42.9	35.4	25.5	43.9	
N of Valid	262	245	195	204	906	
N of Miss	7	5	5	6	23	

Table 57: Think of your four best friends (the friends you feel closest to). In the past year (12 months), how many of your best friends have: used marijuana?






Response	6	8	10	12	Total	
0	95.3	66.3	59.2	37.9	66.5	
1	1.6	8.9	13.8	15.5	9.4	
2	1.2	8.1	9.7	14.1	7.9	
3	0.8	6.5	7.1	12.1	6.3	
4	1.2	10.2	10.2	20.4	10.0	
N of Valid	256	246	196	206	904	
N of Miss	14	4	4	3	25	

Table 58: Think of your four best friends (the friends you feel closest to). In the past year (12 months), how many of your best friends have: tried to do well in school?






Response	6	8	10	12	Total	
0	4.2	4.9	4.6	2.9	4.2	
1	2.7	8.1	8.2	5.3	5.9	
2	7.6	14.2	10.3	16.0	11.9	
3	19.5	22.7	26.3	29.6	24.1	
4	66.0	50.2	50.5	46.1	53.9	
N of Valid	262	247	194	206	909	
N of Miss	7	3	6	3	19	

Table 59: Think of your four best friends (the friends you feel closest to). In the past year (12 months), how many of your best friends have: used LSD, cocaine, amphetamines, or other illegal drugs?






Response	6	8	10	12	Total	
0	97.7	83.9	83.7	80.6	87.1	
1	0.8	6.9	8.7	7.8	5.7	
2	0.4	4.4	4.1	5.3	3.4	
3	0.4	1.6	2.0	1.5	1.3	
4	0.8	3.2	1.5	4.9	2.5	
N of Valid	262	248	196	206	912	
N of Miss	9	2	4	4	19	

Table 60: Think of your four best friends (the friends you feel closest to). In the past year (12 months), how many of your best friends have: been suspended from school?






Response	6	8	10	12	Total	
0	78.5	59.3	72.3	68.8	69.7	
1	13.1	17.7	16.4	16.1	15.7	
2	3.8	10.5	7.2	11.2	8.0	
3	1.9	5.2	1.5	2.0	2.8	
4	2.7	7.3	2.6	2.0	3.7	
N of Valid	260	248	195	205	908	
N of Miss	11	2	5	4	22	

Table 61: Think of your four best friends (the friends you feel closest to). In the past year (12 months), how many of your best friends have: liked school?






Response	6	8	10	12	Total	
0	16.2	27.5	31.8	27.7	25.2	
1	11.3	14.6	15.9	20.4	15.2	
2	22.3	17.8	24.6	22.8	21.7	
3	24.5	20.6	12.8	14.1	18.6	
4	25.7	19.4	14.9	15.0	19.3	
N of Valid	265	247	195	206	913	
N of Miss	5	3	5	4	17	

Table 62: Think of your four best friends (the friends you feel closest to). In the past year (12 months), how many of your best friends have: carried a handgun?






Response	6	8	10	12	Total	
0	93.9	91.9	91.3	88.7	91.6	
1	3.1	5.2	5.1	5.4	4.6	
2	0.8	2.4	2.0	1.5	1.7	
3	0.0	0.0	0.5	0.5	0.2	
4	2.3	0.4	1.0	3.9	1.9	
N of Valid	261	248	196	204	909	
N of Miss	10	2	4	6	22	

Table 63: Think of your four best friends (the friends you feel closest to). In the past year (12 months), how many of your best friends have: sold illegal drugs?






Response	6	8	10	12	Total	
0	98.1	90.3	87.2	73.8	88.1	
1	1.5	6.0	6.6	13.6	6.6	
2	0.4	1.6	2.6	6.3	2.5	
3	0.0	0.8	2.6	1.9	1.2	
4	0.0	1.2	1.0	4.4	1.5	
N of Valid	259	248	196	206	909	
N of Miss	11	2	4	4	21	

Table 64: Think of your four best friends (the friends you feel closest to). In the past year (12 months), how many of your best friends have: regularly attended religious services?






Response	6	8	10	12	Total	
0	27.6	20.6	21.1	15.1	21.4	
1	11.6	14.2	17.0	27.3	17.1	
2	16.0	19.4	19.6	27.8	20.4	
3	15.6	16.2	17.0	16.6	16.3	
4	29.2	29.6	25.3	13.2	24.8	
N of Valid	250	247	194	205	896	
N of Miss	20	3	6	4	33	

Table 65: Think of your four best friends (the friends you feel closest to). In the past year (12 months), how many of your best friends have: stolen or tried to steal a motor vehicle such as a car or motorcycle?






Response	6	8	10	12	Total	
0	96.2	88.7	93.9	91.3	92.5	
1	2.7	6.0	1.0	3.4	3.4	
2	0.8	2.4	3.6	1.0	1.9	
3	0.4	1.2	1.0	1.4	1.0	
4	0.0	1.6	0.5	2.9	1.2	
N of Valid	260	248	196	207	911	
N of Miss	11	2	4	3	20	

Table 66: Think of your four best friends (the friends you feel closest to). In the past year (12 months), how many of your best friends have: been arrested?






Response	6	8	10	12	Total	
0	92.4	74.9	79.1	75.4	80.9	
1	4.9	15.8	12.8	8.2	10.3	
2	2.3	3.6	4.1	11.1	5.0	
3	0.0	3.2	1.5	1.9	1.6	
4	0.4	2.4	2.6	3.4	2.1	
N of Valid	263	247	196	207	913	
N of Miss	8	3	4	3	18	

Table 67: Think of your four best friends (the friends you feel closest to). In the past year (12 months), how many of your best friends have: dropped out of school?






Response	6	8	10	12	Total	
0	93.9	89.9	85.7	79.1	87.7	
1	3.8	7.3	9.2	13.1	8.0	
2	1.5	1.6	4.1	4.9	2.9	
3	0.0	0.4	0.0	1.9	0.5	
4	0.8	0.8	1.0	1.0	0.9	
N of Valid	262	248	196	206	912	
N of Miss	9	2	4	4	19	

Table 68: Think of your four best friends (the friends you feel closest to). In the past year (12 months), how many of your best friends have: been members of a gang?






Response	6	8	10	12	Total	
0	91.7	86.7	89.8	88.8	89.3	
1	5.7	6.9	3.6	3.9	5.1	
2	0.8	2.0	3.6	1.9	2.0	
3	0.4	1.2	0.0	1.9	0.9	
4	1.5	3.2	3.1	3.4	2.7	
N of Valid	264	248	196	206	914	
N of Miss	7	2	4	4	17	

Table 69: How old were you when you first: smoked marijuana?










Response	6	8	10	12	Total	
Never	98.9	82.7	75.1	58.7	80.3	
10 or younger	0.7	1.2	2.0	3.4	1.7	
11	0.4	4.4	1.5	1.4	2.0	
12	0.0	5.6	2.5	1.9	2.5	
13	0.0	5.6	6.6	5.3	4.1	
14	0.0	0.4	6.6	9.6	3.7	
15	0.0	0.0	4.6	5.8	2.3	
16	0.0	0.0	0.5	10.1	2.4	
17 or older	0.0	0.0	0.5	3.8	1.0	
N of Valid	267	248	197	208	920	
N of Miss	3	2	3	2	10	

Table 70: How old were you when you first: smoked a cigarette, even just a puff?










Response	6	8	10	12	Total	
Never	89.2	63.0	56.3	43.3	64.7	
10 or younger	8.2	15.4	14.2	9.1	11.6	
11	2.2	6.5	4.1	4.8	4.4	
12	0.4	6.5	5.1	6.3	4.4	
13	0.0	7.3	7.1	4.3	4.5	
14	0.0	0.4	5.6	8.2	3.2	
15	0.0	0.4	6.1	10.1	3.7	
16	0.0	0.0	1.5	7.7	2.1	
17 or older	0.0	0.4	0.0	6.3	1.5	
N of Valid	268	246	197	208	919	
N of Miss	3	3	3	2	11	

Table 71: How old were you when you first: had more than a sip or two of beer, wine or hard liquor (for example, vodka, whiskey, or gin)?










Response	6	8	10	12	Total	
Never	79.4	42.5	37.1	20.7	47.1	
10 or younger	13.5	17.8	13.7	11.1	14.1	
11	5.2	8.5	4.1	4.3	5.7	
12	1.9	11.7	6.6	6.7	6.6	
13	0.0	15.8	12.2	7.2	8.5	
14	0.0	2.4	15.7	12.0	6.7	
15	0.0	1.2	8.6	16.3	5.9	
16	0.0	0.0	2.0	15.4	3.9	
17 or older	0.0	0.0	0.0	6.3	1.4	
N of Valid	267	247	197	208	919	
N of Miss	3	2	3	2	10	

Table 72: How old were you when you first: began drinking alcoholic beverages regularly, that is, at least once or twice a month?










Response	6	8	10	12	Total	
Never	96.3	82.1	67.9	56.7	77.4	
10 or younger	1.5	2.0	0.5	1.9	1.5	
11	1.1	3.3	1.0	0.0	1.4	
12	0.4	3.3	3.6	1.0	2.0	
13	0.4	7.7	5.6	3.4	4.1	
14	0.0	1.2	6.6	6.7	3.3	
15	0.0	0.4	11.2	7.7	4.3	
16	0.0	0.0	3.6	14.4	4.0	
17 or older	0.4	0.0	0.0	8.2	2.0	
N of Valid	267	246	196	208	917	
N of Miss	4	3	4	2	13	

Table 73: How old were you when you first: used phenoxydine (pox, px, breeze)?


Response	6	8	10	12	Total	
Never	100.0	100.0	100.0	100.0	100.0	
10 or younger	0.0	0.0	0.0	0.0	0.0	
11	0.0	0.0	0.0	0.0	0.0	
12	0.0	0.0	0.0	0.0	0.0	
13	0.0	0.0	0.0	0.0	0.0	
14	0.0	0.0	0.0	0.0	0.0	
15	0.0	0.0	0.0	0.0	0.0	
16	0.0	0.0	0.0	0.0	0.0	
17 or older	0.0	0.0	0.0	0.0	0.0	
N of Valid	256	246	196	208	906	
N of Miss	14	4	4	2	24	

Table 74: How old were you when you first: got suspended from school?










Response	6	8	10	12	Total	
Never	93.6	80.6	84.3	77.4	84.4	
10 or younger	4.9	7.3	4.1	4.8	5.3	
11	1.1	2.8	2.0	1.9	2.0	
12	0.4	3.6	2.0	2.9	2.2	
13	0.0	5.7	4.6	1.4	2.8	
14	0.0	0.0	2.0	6.3	1.8	
15	0.0	0.0	1.0	1.9	0.7	
16	0.0	0.0	0.0	2.4	0.5	
17 or older	0.0	0.0	0.0	1.0	0.2	
N of Valid	267	247	197	208	919	
N of Miss	4	2	3	2	11	

Table 75: How old were you when you first: got arrested?










Response	6	8	10	12	Total	
Never	99.6	94.7	93.9	87.5	94.3	
10 or younger	0.0	0.8	0.5	0.0	0.3	
11	0.4	0.8	1.0	0.5	0.7	
12	0.0	1.6	0.0	1.0	0.7	
13	0.0	0.8	1.5	1.9	1.0	
14	0.0	1.2	2.5	1.0	1.1	
15	0.0	0.0	0.0	2.9	0.7	
16	0.0	0.0	0.5	2.4	0.7	
17 or older	0.0	0.0	0.0	2.9	0.7	
N of Valid	267	246	197	208	918	
N of Miss	4	3	3	2	12	

Table 76: How old were you when you first: carried a handgun?









Response	6	8	10	12	Total	
Never	95.1	95.5	92.4	92.3	94.0	
10 or younger	3.0	1.6	3.0	3.4	2.7	
11	1.9	0.4	0.5	0.5	0.9	
12	0.0	0.4	0.5	0.0	0.2	
13	0.0	2.0	1.0	0.0	0.8	
14	0.0	0.0	1.5	1.4	0.7	
15	0.0	0.0	1.0	1.0	0.4	
16	0.0	0.0	0.0	1.4	0.3	
17 or older	0.0	0.0	0.0	0.0	0.0	
N of Valid	266	247	197	207	917	
N of Miss	5	2	3	3	13	

Table 77: How old were you when you first: attacked someone with the idea of seriously hurting them?










Response	6	8	10	12	Total	
Never	88.3	79.4	81.2	77.4	81.9	
10 or younger	5.3	8.5	6.1	3.4	5.9	
11	4.1	2.8	2.0	0.5	2.5	
12	2.3	2.8	3.6	1.4	2.5	
13	0.0	4.9	1.5	2.9	2.3	
14	0.0	1.2	2.5	3.4	1.6	
15	0.0	0.4	2.0	2.9	1.2	
16	0.0	0.0	1.0	3.4	1.0	
17 or older	0.0	0.0	0.0	4.8	1.1	
N of Valid	266	247	197	208	918	
N of Miss	4	2	3	2	11	

Table 78: How old were you when you first: belonged to a gang?









Response	6	8	10	12	Total	
Never	97.0	95.2	98.0	93.2	95.9	
10 or younger	1.1	0.8	0.0	1.9	1.0	
11	1.5	0.8	0.5	1.0	1.0	
12	0.4	2.0	0.5	0.0	0.8	
13	0.0	1.2	0.0	1.5	0.7	
14	0.0	0.0	0.0	1.5	0.3	
15	0.0	0.0	1.0	0.5	0.3	
16	0.0	0.0	0.0	0.0	0.0	
17 or older	0.0	0.0	0.0	0.5	0.1	
N of Valid	268	248	197	206	919	
N of Miss	3	2	3	3	11	

Table 79: How wrong do you think it is for someone your age to: take a handgun to school?





Response	6	8	10	12	Total	
Very wrong	91.0	85.1	79.7	89.0	86.6	
Wrong	6.7	10.9	14.2	7.7	9.7	
A little bit wrong	1.1	3.2	5.1	1.4	2.6	
Not wrong at all	1.1	0.8	1.0	1.9	1.2	
N of Valid	268	248	197	209	922	
N of Miss	2	2	3	1	8	

Table 80: How wrong do you think it is for someone your age to: steal anything worth more than \$5?





Response	6	8	10	12	Total	
Very wrong	63.2	42.7	49.2	56.9	53.3	
Wrong	29.4	35.9	39.6	30.1	33.5	
A little bit wrong	5.9	19.4	7.1	12.0	11.2	
Not wrong at all	1.5	2.0	4.1	1.0	2.1	
N of Valid	269	248	197	209	923	
N of Miss	2	2	3	1	8	

Table 81: How wrong do you think it is for someone your age to: pick a fight with someone?





Response	6	8	10	12	Total	
Very wrong	54.3	26.3	21.9	28.5	34.0	
Wrong	28.7	30.4	36.7	34.8	32.2	
A little bit wrong	11.7	29.6	28.1	26.1	23.3	
Not wrong at all	5.3	13.8	13.3	10.6	10.5	
N of Valid	265	247	196	207	915	
N of Miss	6	3	4	3	16	

Table 82: How wrong do you think it is for someone your age to: attack someone with the idea of seriously hurting them?





Response	6	8	10	12	Total	
Very wrong	77.9	58.5	57.7	60.9	64.5	
Wrong	15.0	21.8	22.4	23.2	20.3	
A little bit wrong	4.9	11.7	15.3	11.6	10.5	
Not wrong at all	2.2	8.1	4.6	4.3	4.8	
N of Valid	267	248	196	207	918	
N of Miss	4	2	3	3	12	

Table 83: How wrong do you think it is for someone your age to: stay away from school all day when their parents think they are at school?





Response	6	8	10	12	Total	
Very wrong	82.1	50.2	36.0	27.1	51.3	
Wrong	12.7	27.1	38.6	38.2	27.9	
A little bit wrong	3.7	15.0	20.3	26.6	15.5	
Not wrong at all	1.5	7.7	5.1	8.2	5.4	
N of Valid	268	247	197	207	919	
N of Miss	3	3	3	2	11	

Table 84: How wrong do you think it is for someone your age to: drink beer, wine or hard liquor (for example, vodka, whiskey, or gin) regularly?





Response	6	8	10	12	Total	
Very wrong	88.1	46.0	37.6	29.7	52.8	
Wrong	6.7	27.0	24.4	24.4	19.9	
A little bit wrong	3.3	14.1	25.9	31.6	17.4	
Not wrong at all	1.9	12.9	12.2	14.4	9.9	
N of Valid	269	248	197	209	923	
N of Miss	2	2	3	1	8	

Table 85: How wrong do you think it is for someone your age to: smoke cigarettes?





Response	6	8	10	12	Total	
Very wrong	85.9	60.9	50.3	41.3	61.5	
Wrong	10.8	21.8	26.9	23.6	20.1	
A little bit wrong	1.1	8.9	13.7	19.7	10.1	
Not wrong at all	2.2	8.5	9.1	15.4	8.4	
N of Valid	269	248	197	208	922	
N of Miss	2	2	3	2	9	

Table 86: How wrong do you think it is for someone your age to: smoke marijuana?





Response	6	8	10	12	Total	
Very wrong	94.8	71.0	61.4	47.4	70.5	
Wrong	2.6	12.1	16.8	18.7	11.8	
A little bit wrong	1.5	6.9	10.2	14.4	7.7	
Not wrong at all	1.1	10.1	11.7	19.6	10.0	
N of Valid	269	248	197	209	923	
N of Miss	2	2	3	1	8	

Table 87: How wrong do you think it is for someone your age to: use LSD, cocaine, amphetamines or another illegal drug?





Response	6	8	10	12	Total	
Very wrong	97.0	87.9	89.8	84.7	90.2	
Wrong	1.9	6.9	6.6	10.5	6.2	
A little bit wrong	0.4	2.0	3.0	4.3	2.3	
Not wrong at all	0.7	3.2	0.5	0.5	1.3	
N of Valid	269	248	197	209	923	
N of Miss	2	2	3	1	8	

Table 88: At school during the past 12 months, did you receive help from the resource teacher, speech therapist or other special education teacher?



Response	6	8	10	12	Total	
No	79.4	86.4	89.3	90.9	86.1	
Yes	20.6	13.6	10.7	9.1	13.9	
N of Valid	253	242	197	209	901	
N of Miss	18	8	3	1	30	

Table 89: How many times in the past year (12 months) have you: been suspended from school?







Response	6	8	10	12	Total	
Never	96.3	86.3	94.4	92.8	92.4	
1 to 2 times	3.4	9.7	5.1	6.7	6.2	
3 to 5 times	0.4	2.0	0.5	0.5	0.9	
6 to 9 times	0.0	1.2	0.0	0.0	0.3	
10 to 19 times	0.0	0.4	0.0	0.0	0.1	
20 to 29 times	0.0	0.0	0.0	0.0	0.0	
30 to 39 times	0.0	0.0	0.0	0.0	0.0	
40+ times	0.0	0.4	0.0	0.0	0.1	
N of Valid	267	248	197	209	921	
N of Miss	4	2	3	1	10	

Table 90: How many times in the past year (12 months) have you: carried a handgun?









Response	6	8	10	12	Total	
Never	94.0	96.8	94.4	92.8	94.6	
1 to 2 times	3.8	2.0	1.0	1.0	2.1	
3 to 5 times	0.4	1.2	1.5	1.0	1.0	
6 to 9 times	0.4	0.0	1.0	0.0	0.3	
10 to 19 times	0.8	0.0	0.0	1.0	0.4	
20 to 29 times	0.4	0.0	0.5	1.0	0.4	
30 to 39 times	0.0	0.0	0.5	0.5	0.2	
40+ times	0.4	0.0	1.0	2.9	1.0	
N of Valid	265	248	197	209	919	
N of Miss	6	2	3	1	12	

Table 91: How many times in the past year (12 months) have you: sold illegal drugs?


Response	6	8	10	12	Total	
Never	100.0	96.0	95.4	90.0	95.6	
1 to 2 times	0.0	2.0	1.5	5.7	2.2	
3 to 5 times	0.0	0.0	0.0	1.4	0.3	
6 to 9 times	0.0	1.6	0.5	0.5	0.7	
10 to 19 times	0.0	0.0	1.0	0.5	0.3	
20 to 29 times	0.0	0.4	0.0	0.0	0.1	
30 to 39 times	0.0	0.0	0.0	0.5	0.1	
40+ times	0.0	0.0	1.5	1.4	0.7	
N of Valid	265	248	197	209	919	
N of Miss	6	2	3	1	12	

Table 92: How many times in the past year (12 months) have you: stolen or tried to steal a motor vehicle such as a car or motorcycle?


Response	6	8	10	12	Total	
Never	100.0	96.8	95.9	95.7	97.3	
1 to 2 times	0.0	2.0	1.5	2.4	1.4	
3 to 5 times	0.0	0.4	1.0	0.5	0.4	
6 to 9 times	0.0	0.4	0.5	1.0	0.4	
10 to 19 times	0.0	0.0	0.0	0.5	0.1	
20 to 29 times	0.0	0.4	0.0	0.0	0.1	
30 to 39 times	0.0	0.0	0.0	0.0	0.0	
40+ times	0.0	0.0	1.0	0.0	0.2	
N of Valid	267	248	197	209	921	
N of Miss	4	2	3	1	10	

Table 93: How many times in the past year (12 months) have you: participated in clubs, organizations or activities at school?









Response	6	8	10	12	Total	
Never	24.1	23.5	18.9	9.6	19.5	
1 to 2 times	34.5	29.1	14.3	15.3	24.3	
3 to 5 times	15.3	16.6	20.9	18.7	17.6	
6 to 9 times	10.3	6.9	11.7	11.5	10.0	
10 to 19 times	5.0	10.5	7.1	8.6	7.8	
20 to 29 times	1.9	3.6	6.6	7.7	4.7	
30 to 39 times	0.8	0.4	3.1	3.8	1.9	
40+ times	8.0	9.3	17.3	24.9	14.2	
N of Valid	261	247	196	209	913	
N of Miss	9	2	4	1	16	

Table 94: How many times in the past year (12 months) have you: been arrested?







Response	6	8	10	12	Total	
Never	99.6	95.2	95.9	94.3	96.4	
1 to 2 times	0.4	3.2	2.0	4.8	2.5	
3 to 5 times	0.0	1.2	1.5	0.5	0.8	
6 to 9 times	0.0	0.0	0.0	0.5	0.1	
10 to 19 times	0.0	0.0	0.0	0.0	0.0	
20 to 29 times	0.0	0.0	0.0	0.0	0.0	
30 to 39 times	0.0	0.4	0.0	0.0	0.1	
40+ times	0.0	0.0	0.5	0.0	0.1	
N of Valid	265	248	197	209	919	
N of Miss	5	2	3	1	11	

Table 95: How many times in the past year (12 months) have you: done extra work on your own for school?









Response	6	8	10	12	Total	
Never	26.8	30.4	28.4	25.8	27.9	
1 to 2 times	33.7	30.0	24.4	18.2	27.1	
3 to 5 times	15.7	21.1	19.3	18.2	18.5	
6 to 9 times	8.8	7.7	11.2	11.5	9.6	
10 to 19 times	3.4	4.0	10.2	10.5	6.7	
20 to 29 times	2.7	3.2	3.6	7.7	4.2	
30 to 39 times	1.5	0.4	0.5	3.8	1.5	
40+ times	7.3	3.2	2.5	4.3	4.5	
N of Valid	261	247	197	209	914	
N of Miss	9	2	3	1	15	

Table 96: How many times in the past year (12 months) have you: attacked someone with the idea of seriously hurting them?









Response	6	8	10	12	Total	
Never	88.7	78.6	81.7	85.6	83.8	
1 to 2 times	7.5	10.1	10.2	9.1	9.1	
3 to 5 times	1.5	4.8	3.0	1.4	2.7	
6 to 9 times	0.8	2.8	2.5	0.5	1.6	
10 to 19 times	0.8	1.6	0.5	0.5	0.9	
20 to 29 times	0.0	0.0	0.5	1.0	0.3	
30 to 39 times	0.0	0.4	0.0	0.0	0.1	
40+ times	0.8	1.6	1.5	1.9	1.4	
N of Valid	265	248	197	209	919	
N of Miss	6	2	3	1	12	

Table 97: How many times in the past year (12 months) have you: been drunk or high at school?








Response	6	8	10	12	Total	
Never	98.5	91.1	83.8	79.9	89.1	
1 to 2 times	1.5	5.3	8.1	8.1	5.4	
3 to 5 times	0.0	1.2	2.0	1.9	1.2	
6 to 9 times	0.0	0.8	2.5	2.4	1.3	
10 to 19 times	0.0	0.4	0.5	1.4	0.5	
20 to 29 times	0.0	0.0	2.0	1.0	0.7	
30 to 39 times	0.0	0.0	0.0	0.0	0.0	
40+ times	0.0	1.2	1.0	5.3	1.7	
N of Valid	265	247	197	209	918	
N of Miss	5	3	3	1	12	

Table 98: How many times in the past year (12 months) have you: volunteered to do community service?









Response	6	8	10	12	Total	
Never	49.4	59.3	50.8	48.8	52.2	
1 to 2 times	28.3	18.5	23.9	15.8	21.9	
3 to 5 times	7.9	11.7	9.1	12.9	10.3	
6 to 9 times	4.9	6.9	8.1	8.6	7.0	
10 to 19 times	4.5	1.2	3.0	4.3	3.3	
20 to 29 times	0.8	1.2	0.5	4.3	1.6	
30 to 39 times	1.1	0.4	1.5	0.5	0.9	
40+ times	3.0	0.8	3.0	4.8	2.8	
N of Valid	265	248	197	209	919	
N of Miss	6	2	3	1	12	

Table 99: How many times in the past year (12 months) have you: taken a handgun to school?

Response	6	8	10	12	Total	
Never	99.3	99.2	98.5	98.6	98.9	
1 to 2 times	0.7	0.4	1.0	0.5	0.7	
3 to 5 times	0.0	0.0	0.0	0.0	0.0	
6 to 9 times	0.0	0.0	0.0	0.0	0.0	
10 to 19 times	0.0	0.0	0.5	0.0	0.1	
20 to 29 times	0.0	0.0	0.0	0.5	0.1	
30 to 39 times	0.0	0.4	0.0	0.0	0.1	
40+ times	0.0	0.0	0.0	0.5	0.1	
N of Valid	267	248	197	209	921	
N of Miss	4	2	3	1	10	

Table 100: Are you currently on probation, or assigned a probation officer with Juvenile Court?

Response	6	8	10	12	Total	
No	99.6	94.9	98.9	98.0	97.8	
Yes	0.4	5.1	1.1	2.0	2.2	
N of Valid	234	234	182	199	849	
N of Miss	37	16	18	11	82	

Table 101: Have you ever belonged to a gang?

Response	6	8	10	12	Total	
No	95.5	89.9	93.9	90.4	92.5	
No, but would like to	1.5	3.6	2.0	2.9	2.5	
Yes, in the past	1.9	3.6	3.0	4.8	3.3	
Yes, belong now	1.1	2.8	0.5	1.9	1.6	
Yes, but would like to get out	0.0	0.0	0.5	0.0	0.1	
N of Valid	268	248	197	208	921	
N of Miss	3	2	3	1	9	

Table 102: If you have ever belonged to a gang, did that gang have a name?

Response	6	8	10	12	Total
No	10.4	5.7	7.7	8.3	8.1
Yes	4.2	6.1	4.1	6.3	5.2
I have never belonged to a gang	85.4	88.1	88.1	85.4	86.7
N of Valid	260	244	194	206	904
N of Miss	11	4	5	1	21

Table 103: How many times have you done the following things? done what feels good no matter what.

Response	6	8	10	12	Total
Never	51.8	35.2	30.1	22.0	35.7
I've done it, but not in the past year	13.9	15.8	13.3	16.3	14.8
Less than once a month	5.2	11.3	15.8	12.9	11.0
About once a month	6.0	8.9	6.6	12.0	8.3
2 or 3 times a month	6.0	7.7	8.7	7.2	7.3
Once a week or more	17.1	21.1	25.5	29.7	22.9
N of Valid	251	247	196	209	903
N of Miss	20	2	3	1	26

Table 104: How many times have you done the following things? done something dangerous because someone dared you to do it.

Response	6	8	10	12	Total
Never	74.1	54.4	43.4	41.6	54.8
I've done it, but not in the past year	15.2	19.4	25.5	21.1	19.9
Less than once a month	4.9	9.7	11.7	14.4	9.8
About once a month	1.9	4.4	11.2	7.7	5.9
2 or 3 times a month	1.1	4.8	2.6	9.1	4.3
Once a week or more	2.7	7.3	5.6	6.2	5.3
N of Valid	263	248	196	209	916
N of Miss	8	2	3	1	14

Table 105: How many times have you done the following things? done crazy things even if they are a little dangerous.







Response	6	8	10	12	Total	
Never	56.1	35.2	25.5	22.5	36.2	
I've done it, but not in the past year	28.0	23.9	20.9	21.5	23.9	
Less than once a month	5.3	14.6	20.4	17.7	13.9	
About once a month	3.0	4.5	10.2	13.4	7.3	
2 or 3 times a month	3.4	7.3	10.7	13.4	8.3	
Once a week or more	4.2	14.6	12.2	11.5	10.4	
N of Valid	264	247	196	209	916	
N of Miss	7	3	3	1	14	

Table 106: You're looking at CD's in a music store with a friend. You look up and see her slip a CD under her coat. She smiles and says 'Which one do you want? Go ahead, take it while nobody's around.' There is nobody in sight, no employees and no other customers. What would you do now?





Response	6	8	10	12	Total	
Ignore her	12.1	20.8	21.5	31.4	20.8	
Grab a CD and leave the store	3.0	12.2	8.7	8.2	7.9	
Tell her to put the CD back	65.3	38.0	41.0	33.8	45.6	
Act like it is a joke, and ask her to put the CD back	19.6	29.0	28.7	26.6	25.7	
N of Valid	265	245	195	207	912	
N of Miss	3	3	4	2	12	

Table 107: You are visiting another part of town, and you don't know any of the people your age there. You are walking down the street, and some teenager you don't know is walking toward you. He is about your size, and as he is about to pass you, he deliberately bumps into you and you almost lose your balance. What would you say or do?





Response	6	8	10	12	Total	
Push the person back	10.6	21.0	15.0	15.0	15.3	
Say 'Excuse me' and keep on walking	48.9	35.0	49.7	52.7	46.2	
Say 'Watch where you are going' and keep on walking	29.9	28.4	23.8	22.2	26.5	
Swear at the person and walk away	10.6	15.6	11.4	10.1	12.0	
N of Valid	264	243	193	207	907	
N of Miss	7	4	4	2	17	

Table 108: You are at a party at someone's house, and one of your friends offers you a drink containing alcohol. What would you say or do?





Response	6	8	10	12	Total	
Drink it	3.4	31.8	37.4	48.1	28.5	
Tell your friend, 'No thanks, I don't drink' and suggest that you and your friend go and do something else	55.5	32.2	27.7	19.7	35.1	
Just say, 'No thanks' and walk away	28.1	24.5	26.2	25.5	26.1	
Make up a good excuse, tell your friend you had something else to do, and leave	12.9	11.4	8.7	6.7	10.2	
N of Valid	263	245	195	208	911	
N of Miss	6	4	5	2	17	

Table 109: It's 8:00 on a weeknight and you are about to go over to a friend's home when your mother asks you where you are going. You say 'Oh, just going to go hang out with some friends.' She says, 'No, you'll just get into trouble if you go out. Stay home tonight.' What would you do now?





Response	6	8	10	12	Total	
Leave the house anyway	3.8	8.6	6.2	11.1	7.2	
Explain what you are going to do with your friends, tell her when you will get home, and ask if you can go out	57.5	65.7	74.1	76.0	67.4	
Not say anything and start watching TV	35.7	18.8	13.5	6.3	19.7	
Get into an argument with her	3.0	6.9	6.2	6.7	5.6	
N of Valid	266	245	193	208	912	
N of Miss	5	3	4	2	14	

Table 110: How often do you attend religious services or activities?





Response	6	8	10	12	Total	
Never	21.8	19.8	15.7	20.1	19.5	
Rarely	22.1	22.2	25.3	26.8	23.9	
1-2 Times a Month	9.9	9.3	14.1	12.9	11.3	
About Once a Week or More	46.2	48.8	44.9	40.2	45.3	
N of Valid	262	248	198	209	917	
N of Miss	9	2	2	1	14	

Table 111: I do the opposite of what people tell me, just to get them mad.





Response	6	8	10	12	Total	
Very False	54.6	25.4	39.4	31.6	38.2	
Somewhat False	25.2	31.9	30.3	33.5	30.0	
Somewhat True	19.1	38.3	25.8	30.6	28.4	
Very True	1.1	4.4	4.5	4.3	3.5	
N of Valid	262	248	198	209	917	
N of Miss	8	2	2	1	13	

Table 112: I like to see how much I can get away with.





Response	6	8	10	12	Total	
Very False	68.8	35.6	32.5	27.8	42.6	
Somewhat False	17.7	27.5	27.4	31.6	25.6	
Somewhat True	10.4	25.9	34.5	31.1	24.5	
Very True	3.1	10.9	5.6	9.6	7.2	
N of Valid	260	247	197	209	913	
N of Miss	11	3	3	1	18	

Table 113: I ignore rules that get in my way.





Response	6	8	10	12	Total	
Very False	68.9	39.5	40.6	36.8	47.6	
Somewhat False	17.8	33.5	30.5	29.7	27.5	
Somewhat True	12.1	17.7	23.4	27.3	19.5	
Very True	1.1	9.3	5.6	6.2	5.4	
N of Valid	264	248	197	209	918	
N of Miss	7	2	3	1	13	

Table 114: I think sometimes it's okay to cheat at school.





Response	6	8	10	12	Total	
NO!	71.7	31.0	19.2	13.4	36.2	
no	22.3	33.1	40.9	32.5	31.5	
yes	5.3	31.9	33.8	43.1	27.2	
YES!	0.8	4.0	6.1	11.0	5.1	
N of Valid	265	248	198	209	920	
N of Miss	6	2	1	1	10	

Table 115: It is important to think before you act.





Response	6	8	10	12	Total	
NO!	1.9	3.2	2.0	1.4	2.2	
no	5.3	8.1	5.5	2.4	5.4	
yes	25.4	40.9	40.2	40.7	36.2	
YES!	67.4	47.8	52.3	55.5	56.1	
N of Valid	264	247	199	209	919	
N of Miss	7	2	1	1	11	

Table 116: Sometimes I think that life is not worth it.





Response	6	8	10	12	Total	
NO!	55.7	40.7	41.4	41.6	45.3	
no	21.2	29.7	23.7	29.7	26.0	
yes	17.3	18.3	26.3	22.0	20.6	
YES!	5.9	11.4	8.6	6.7	8.1	
N of Valid	255	246	198	209	908	
N of Miss	16	4	2	1	23	

Table 117: At times I think I am no good at all.

Response	6	8	10	12	Total	
NO!	34.1	26.9	31.7	26.8	30.0	
no	20.7	24.9	23.1	25.8	23.5	
yes	33.3	33.1	32.7	39.7	34.6	
YES!	11.9	15.1	12.6	7.7	11.9	
N of Valid	261	245	199	209	914	
N of Miss	10	5	1	1	17	

Table 118: All in all, I am inclined to think that I am a failure.

Response	6	8	10	12	Total	
NO!	54.7	40.1	42.7	45.7	46.1	
no	29.1	37.2	35.2	34.1	33.8	
yes	13.6	15.0	16.6	15.9	15.1	
YES!	2.7	7.7	5.5	4.3	5.0	
N of Valid	258	247	199	208	912	
N of Miss	13	3	1	1	18	

Table 119: In the past year, have you felt depressed or sad MOST days, even if you felt okay sometimes?

Response	6	8	10	12	Total	
NO!	30.5	23.8	25.1	30.3	27.5	
no	24.3	28.2	33.2	35.6	29.9	
yes	30.1	29.0	26.6	24.5	27.8	
YES!	15.1	19.0	15.1	9.6	14.9	
N of Valid	259	248	199	208	914	
N of Miss	11	2	1	2	16	

Table 120: It is all right to beat up people if they start the fight.





Response	6	8	10	12	Total	
NO!	53.4	29.0	21.2	18.2	31.8	
no	20.6	23.0	24.2	24.9	23.0	
yes	14.9	21.4	32.3	29.2	23.7	
YES!	11.1	26.6	22.2	27.8	21.5	
N of Valid	262	248	198	209	917	
N of Miss	9	2	2	1	14	

Table 121: I think it is okay to take something without asking if you can get away with it.





Response	6	8	10	12	Total	
NO!	75.9	52.4	51.3	48.8	58.0	
no	20.7	32.9	38.2	40.2	32.2	
yes	2.3	11.8	9.5	10.5	8.3	
YES!	1.1	2.8	1.0	0.5	1.4	
N of Valid	261	246	199	209	915	
N of Miss	10	3	1	1	15	

Table 122: Sometimes we don't know what we will do as adults, but we may have an idea. Please answer how true these statements may be for you. WHEN I AM AN ADULT I WILL: smoke cigarettes.





Response	6	8	10	12	Total	
NO!	82.0	70.6	65.2	64.1	71.2	
no	15.3	18.5	21.2	21.1	18.8	
yes	2.3	7.7	10.6	11.5	7.6	
YES!	0.4	3.2	3.0	3.3	2.4	
N of Valid	261	248	198	209	916	
N of Miss	10	2	2	1	15	

Table 123: Sometimes we don't know what we will do as adults, but we may have an idea. Please answer how true these statements may be for you. WHEN I AM AN ADULT I WILL: drink beer, wine, or liquor.


Response	6	8	10	12	Total	
NO!	61.8	32.8	26.8	19.1	36.6	
no	19.7	19.4	16.7	17.2	18.4	
yes	16.2	37.7	41.4	44.5	34.0	
YES!	2.3	10.1	15.2	19.1	11.1	
N of Valid	259	247	198	209	913	
N of Miss	12	2	2	1	17	

Table 124: Sometimes we don't know what we will do as adults, but we may have an idea. Please answer how true these statements may be for you. WHEN I AM AN ADULT I WILL: smoke marijuana.


Response	6	8	10	12	Total	
NO!	93.5	72.2	68.2	62.7	75.2	
no	6.5	17.3	17.7	17.7	14.4	
yes	0.0	5.6	9.1	13.9	6.7	
YES!	0.0	4.8	5.1	5.7	3.7	
N of Valid	261	248	198	209	916	
N of Miss	10	2	2	1	15	

Table 125: Sometimes we don't know what we will do as adults, but we may have an idea. Please answer how true these statements may be for you. WHEN I AM AN ADULT I WILL: use LSD, cocaine, amphetamines or another illegal drug.


Response	6	8	10	12	Total	
NO!	94.3	88.3	88.9	86.6	89.7	
no	5.7	9.7	9.1	11.0	8.7	
yes	0.0	1.6	2.0	1.9	1.3	
YES!	0.0	0.4	0.0	0.5	0.2	
N of Valid	261	248	198	209	916	
N of Miss	10	2	2	1	15	

Table 126: How much do you think people risk harming themselves (physically or in other ways) if they: smoked one or more packs of cigarettes per day?

Response	6	8	10	12	Total	
No risk	11.1	4.0	1.5	2.4	5.1	
Slight risk	6.3	6.0	10.7	8.7	7.8	
Moderate risk	17.9	24.2	21.4	16.9	20.2	
Great risk	64.7	65.7	66.3	72.0	67.0	
N of Valid	252	248	196	207	903	
N of Miss	19	2	4	3	28	

Table 127: How much do you think people risk harming themselves (physically or in other ways) if they: try marijuana once or twice?

Response	6	8	10	12	Total	
No risk	12.0	15.8	23.0	34.1	20.5	
Slight risk	15.2	25.5	26.5	25.4	22.8	
Moderate risk	28.8	27.5	21.4	16.6	24.1	
Great risk	44.0	31.2	29.1	23.9	32.6	
N of Valid	250	247	196	205	898	
N of Miss	21	3	4	5	33	

Table 128: How much do you think people risk harming themselves (physically or in other ways) if they: smoke marijuana regularly?

Response	6	8	10	12	Total	
No risk	12.0	7.8	11.8	14.1	11.3	
Slight risk	2.0	12.3	10.3	20.9	11.0	
Moderate risk	6.8	14.4	17.9	21.8	14.8	
Great risk	79.1	65.4	60.0	43.2	62.9	
N of Valid	249	243	195	206	893	
N of Miss	21	7	5	4	37	

Table 129: How much do you think people risk harming themselves (physically or in other ways) if they: take one or two drinks of an alcoholic beverage (beer, wine, liquor) nearly every day?


Response	6	8	10	12	Total	
No risk	14.5	9.3	13.3	11.2	12.1	
Slight risk	16.5	26.7	31.3	24.3	24.3	
Moderate risk	26.6	34.0	29.2	38.3	31.9	
Great risk	42.3	30.0	26.2	26.2	31.7	
N of Valid	248	247	195	206	896	
N of Miss	22	3	5	3	33	

Table 130: How much do you think people risk harming themselves (physically or in other ways) if they: have five or more drinks once or twice each weekend?

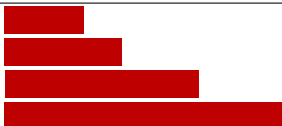
Response	6	8	10	12	Total	
No risk	14.3	7.3	9.7	10.3	10.5	
Slight risk	10.4	19.0	17.3	21.1	16.7	
Moderate risk	25.1	26.3	34.7	33.3	29.4	
Great risk	50.2	47.4	38.3	35.3	43.4	
N of Valid	251	247	196	204	898	
N of Miss	20	2	4	5	31	

Table 131: Have you ever used smokeless tobacco (chew, snuff, plug, dipping tobacco, or chewing tobacco)?


Response	6	8	10	12	Total	
Never	94.0	78.7	74.5	64.7	78.8	
Once or Twice	4.4	11.2	12.8	18.4	11.3	
Once in a while but not regularly	1.6	6.0	4.6	2.4	3.7	
Regularly in the past	0.0	1.2	0.0	5.3	1.6	
Regularly now	0.0	2.8	8.2	9.2	4.7	
N of Valid	250	249	196	207	902	
N of Miss	21	1	4	3	29	

Table 132: How often have you taken smokeless tobacco during the past 30 days?


Response	6	8	10	12	Total	
Not at all	98.4	89.6	88.7	85.0	90.8	
Once or twice	1.2	5.2	2.1	3.9	3.1	
Once or twice per week	0.4	2.0	1.0	0.5	1.0	
Three to five times per week	0.0	1.2	1.5	1.5	1.0	
About once a day	0.0	0.0	2.6	0.5	0.7	
More than once a day	0.0	2.0	4.1	8.7	3.5	
N of Valid	248	249	195	206	898	
N of Miss	23	1	5	4	33	

Table 133: Have you ever smoked cigarettes?


Response	6	8	10	12	Total	
Never	91.1	65.9	59.0	46.1	66.8	
Once or Twice	7.7	19.3	17.9	17.5	15.4	
Once in a while but not regularly	0.8	9.2	9.7	20.4	9.6	
Regularly in the past	0.0	3.6	6.2	7.8	4.1	
Regularly now	0.4	2.0	7.2	8.3	4.1	
N of Valid	248	249	195	206	898	
N of Miss	23	1	5	4	33	

Table 134: How frequently have you smoked cigarettes during the past 30 days?


Response	6	8	10	12	Total	
Not at all	98.4	90.8	83.6	77.7	88.3	
Less than one cigarette per day	1.6	6.4	8.2	11.2	6.6	
One to five cigarettes per day	0.0	1.2	4.6	4.9	2.4	
About one-half pack per day	0.0	1.2	3.1	3.9	1.9	
About one pack per day	0.0	0.0	0.5	1.9	0.6	
About one and one-half packs per day	0.0	0.0	0.0	0.0	0.0	
Two packs or more per day	0.0	0.4	0.0	0.5	0.2	
N of Valid	248	249	195	206	898	
N of Miss	23	1	5	4	33	

Table 135: Which statement best describes rules about smoking inside your home?






Response	6	8	10	12	Total	
Smoking is not allowed anywhere inside your home	69.4	63.5	64.1	68.3	66.3	
Smoking is allowed in some places and at some times	8.2	10.4	10.3	9.3	9.5	
Smoking is allowed anywhere inside the home	1.6	3.2	4.6	4.4	3.4	
There are no rules about smoking inside the home	4.9	11.2	5.6	8.3	7.6	
I don't know	15.9	11.6	15.4	9.8	13.2	
N of Valid	245	249	195	205	894	
N of Miss	25	1	5	5	36	

Table 136: Which statement best describes rules about smoking in your family cars?







Response	6	8	10	12	Total	
Smoking is never allowed in any car	59.3	53.0	52.8	53.7	54.8	
Smoking is allowed sometimes or in some cars	16.0	14.2	15.9	17.1	15.7	
Smoking is allowed in any car anytime	3.3	6.1	7.2	4.9	5.3	
There are no rules about smoking in the car	6.2	13.8	12.3	11.7	10.9	
We do not have a family car	1.2	0.8	1.5	1.5	1.2	
I don't know	14.0	12.1	10.3	11.2	12.0	
N of Valid	243	247	195	205	890	
N of Miss	28	2	5	5	40	

Table 137: During this school year, were you taught in any of your classes about the dangers of tobacco use?

Response	6	8	10	12	Total	
Strongly agree	51.7	25.6	14.5	18.5	28.4	
Agree	24.1	40.7	33.2	23.4	30.6	
Disagree	3.4	11.0	16.1	16.6	11.4	
Strongly disagree	4.3	6.9	19.2	18.5	11.6	
I don't know	16.4	15.9	17.1	22.9	17.9	
N of Valid	232	246	193	205	876	
N of Miss	39	4	7	5	55	

Table 138: During the past 12 months, have you participated in any community activities to discourage people your age from using cigarettes, chewing tobacco, snuff, dip or cigars?

Response	6	8	10	12	Total	
Strongly agree	23.1	13.1	9.3	11.3	14.4	
Agree	19.6	20.4	20.7	9.8	17.8	
Disagree	12.4	23.3	27.5	21.1	20.9	
Strongly disagree	18.2	22.0	26.9	34.3	25.0	
I don't know	26.7	21.2	15.5	23.5	21.9	
N of Valid	225	245	193	204	867	
N of Miss	45	5	7	5	62	

Table 139: On how many occasions have you had alcoholic beverages (beer, wine or hard liquor) to drink in your lifetime - more than just a few sips?

Response	6	8	10	12	Total	
0	80.3	44.1	39.4	27.2	49.1	
1-2	12.3	21.5	13.1	12.6	15.1	
3-5	3.7	12.6	11.1	9.2	9.1	
6-9	0.8	4.5	7.1	6.8	4.6	
10-19	1.6	6.9	10.1	10.7	7.0	
20-39	0.8	4.5	7.1	9.2	5.1	
40+	0.4	6.1	12.1	24.3	10.1	
N of Valid	244	247	198	206	895	
N of Miss	27	2	2	3	34	

Table 140: On how many occasions have you had beer, wine or hard liquor to drink during the past 30 days?








Response	6	8	10	12	Total	
0	95.1	76.7	70.6	52.5	74.8	
1-2	4.5	11.0	12.7	23.0	12.4	
3-5	0.4	4.9	8.6	8.3	5.3	
6-9	0.0	3.7	3.6	7.8	3.6	
10-19	0.0	2.0	2.5	4.9	2.2	
20-39	0.0	0.8	1.0	1.0	0.7	
40+	0.0	0.8	1.0	2.5	1.0	
N of Valid	243	245	197	204	889	
N of Miss	27	4	3	6	40	

Table 141: On how many occasions have you used marijuana (grass, pot) or hashish (hash, hash oil) in your lifetime?








Response	6	8	10	12	Total	
0	99.6	83.0	76.0	59.6	80.7	
1-2	0.4	5.3	5.1	8.4	4.6	
3-5	0.0	3.2	3.1	4.4	2.6	
6-9	0.0	2.0	2.6	4.4	2.1	
10-19	0.0	2.4	2.6	4.9	2.4	
20-39	0.0	0.8	2.0	2.5	1.2	
40+	0.0	3.2	8.7	15.8	6.4	
N of Valid	244	247	196	203	890	
N of Miss	27	3	4	6	40	

Table 142: On how many occasions have you used marijuana (grass, pot) or hashish (hash, hash oil) during the past 30 days?








Response	6	8	10	12	Total	
0	100.0	91.9	86.4	78.3	89.8	
1-2	0.0	3.3	4.0	5.9	3.1	
3-5	0.0	2.0	2.0	3.4	1.8	
6-9	0.0	1.2	1.0	2.0	1.0	
10-19	0.0	0.8	1.5	2.5	1.1	
20-39	0.0	0.0	3.0	1.5	1.0	
40+	0.0	0.8	2.0	6.4	2.1	
N of Valid	245	246	198	203	892	
N of Miss	26	4	2	6	38	

Table 143: On how many occasions have you used LSD or other psychedelics in your lifetime?


Response	6	8	10	12	Total	
0	100.0	99.6	97.5	95.6	98.3	
1-2	0.0	0.4	2.0	1.5	0.9	
3-5	0.0	0.0	0.0	1.9	0.4	
6-9	0.0	0.0	0.5	0.0	0.1	
10-19	0.0	0.0	0.0	1.0	0.2	
20-39	0.0	0.0	0.0	0.0	0.0	
40+	0.0	0.0	0.0	0.0	0.0	
N of Valid	242	248	198	206	894	
N of Miss	29	2	2	4	37	

Table 144: On how many occasions have you used LSD or other psychedelics during the past 30 days?


Response	6	8	10	12	Total	
0	100.0	100.0	99.5	99.0	99.7	
1-2	0.0	0.0	0.5	1.0	0.3	
3-5	0.0	0.0	0.0	0.0	0.0	
6-9	0.0	0.0	0.0	0.0	0.0	
10-19	0.0	0.0	0.0	0.0	0.0	
20-39	0.0	0.0	0.0	0.0	0.0	
40+	0.0	0.0	0.0	0.0	0.0	
N of Valid	243	248	198	206	895	
N of Miss	28	2	2	4	36	

Table 145: On how many occasions have you used cocaine or crack in your lifetime?


Response	6	8	10	12	Total	
0	100.0	98.8	98.0	97.5	98.7	
1-2	0.0	0.8	2.0	1.5	1.0	
3-5	0.0	0.4	0.0	1.0	0.3	
6-9	0.0	0.0	0.0	0.0	0.0	
10-19	0.0	0.0	0.0	0.0	0.0	
20-39	0.0	0.0	0.0	0.0	0.0	
40+	0.0	0.0	0.0	0.0	0.0	
N of Valid	244	248	198	204	894	
N of Miss	27	2	2	6	37	

Table 146: On how many occasions have you used cocaine or crack during the past 30 days?




Response	6	8	10	12	Total	
0	100.0	99.6	100.0	98.5	99.6	
1-2	0.0	0.0	0.0	1.5	0.3	
3-5	0.0	0.0	0.0	0.0	0.0	
6-9	0.0	0.4	0.0	0.0	0.1	
10-19	0.0	0.0	0.0	0.0	0.0	
20-39	0.0	0.0	0.0	0.0	0.0	
40+	0.0	0.0	0.0	0.0	0.0	
N of Valid	241	248	198	206	893	
N of Miss	30	2	2	4	38	

Table 147: On how many occasions have you sniffed glue, breathed the contents of an aerosol spray can, or inhaled other gases or sprays, in order to get high in your lifetime?








Response	6	8	10	12	Total	
0	90.1	86.3	89.4	83.5	87.4	
1-2	6.2	6.9	4.5	9.7	6.8	
3-5	2.5	1.6	2.5	3.4	2.5	
6-9	1.2	2.0	1.0	1.5	1.5	
10-19	0.0	2.0	1.0	0.5	0.9	
20-39	0.0	0.8	0.5	0.0	0.3	
40+	0.0	0.4	1.0	1.5	0.7	
N of Valid	243	248	198	206	895	
N of Miss	28	2	2	4	36	

Table 148: On how many occasions have you sniffed glue, breathed the contents of an aerosol spray can, or inhaled other gases or sprays, in order to get high during the past 30 days?







Response	6	8	10	12	Total	
0	96.6	94.4	98.0	96.6	96.3	
1-2	3.0	3.2	1.0	2.9	2.6	
3-5	0.0	1.2	0.5	0.0	0.4	
6-9	0.4	0.8	0.5	0.0	0.4	
10-19	0.0	0.0	0.0	0.5	0.1	
20-39	0.0	0.4	0.0	0.0	0.1	
40+	0.0	0.0	0.0	0.0	0.0	
N of Valid	237	248	198	206	889	
N of Miss	34	2	2	4	42	

Table 149: On how many occasions have you used phenoxydine (pox, px, breeze) in your lifetime?


Response	6	8	10	12	Total	
0	100.0	100.0	100.0	100.0	100.0	
1-2	0.0	0.0	0.0	0.0	0.0	
3-5	0.0	0.0	0.0	0.0	0.0	
6-9	0.0	0.0	0.0	0.0	0.0	
10-19	0.0	0.0	0.0	0.0	0.0	
20-39	0.0	0.0	0.0	0.0	0.0	
40+	0.0	0.0	0.0	0.0	0.0	
N of Valid	238	246	198	206	888	
N of Miss	33	4	2	4	43	

Table 150: On how many occasions have you used phenoxydine (pox, px, breeze) during the past 30 days?


Response	6	8	10	12	Total	
0	100.0	100.0	100.0	100.0	100.0	
1-2	0.0	0.0	0.0	0.0	0.0	
3-5	0.0	0.0	0.0	0.0	0.0	
6-9	0.0	0.0	0.0	0.0	0.0	
10-19	0.0	0.0	0.0	0.0	0.0	
20-39	0.0	0.0	0.0	0.0	0.0	
40+	0.0	0.0	0.0	0.0	0.0	
N of Valid	235	246	197	205	883	
N of Miss	36	4	3	5	48	

Table 151: On how many occasions have you used sedatives (tranquilizers, such as Valium or Xanax, barbiturates, or sleeping pills) without a doctor telling you to take them, in your lifetime?








Response	6	8	10	12	Total	
0	97.5	85.7	84.3	81.1	87.5	
1-2	1.7	6.6	6.1	6.8	5.2	
3-5	0.4	2.9	4.0	4.9	2.9	
6-9	0.0	2.5	1.0	2.9	1.6	
10-19	0.0	0.8	2.0	1.9	1.1	
20-39	0.0	0.4	1.5	1.0	0.7	
40+	0.4	1.2	1.0	1.5	1.0	
N of Valid	239	244	198	206	887	
N of Miss	32	6	2	4	44	

Table 152: On how many occasions have you used sedatives (tranquilizers, such as Valium or Xanax, barbiturates, or sleeping pills) without a doctor telling you to take them, during the past 30 days?


Response	6	8	10	12	Total	
0	99.2	94.7	92.9	95.1	95.6	
1-2	0.0	3.7	5.1	1.5	2.5	
3-5	0.8	0.8	2.0	1.9	1.4	
6-9	0.0	0.8	0.0	1.0	0.5	
10-19	0.0	0.0	0.0	0.0	0.0	
20-39	0.0	0.0	0.0	0.5	0.1	
40+	0.0	0.0	0.0	0.0	0.0	
N of Valid	239	243	198	206	886	
N of Miss	32	7	2	4	45	

Table 153: On how many occasions have you used methamphetamines (meth, speed, crank, crystal meth) in your lifetime?


Response	6	8	10	12	Total	
0	99.6	98.8	97.5	98.5	98.6	
1-2	0.4	0.8	2.0	1.0	1.0	
3-5	0.0	0.0	0.0	0.0	0.0	
6-9	0.0	0.4	0.0	0.0	0.1	
10-19	0.0	0.0	0.5	0.0	0.1	
20-39	0.0	0.0	0.0	0.0	0.0	
40+	0.0	0.0	0.0	0.5	0.1	
N of Valid	238	245	198	205	886	
N of Miss	33	5	2	5	45	

Table 154: On how many occasions have you used methamphetamines (meth, speed, crank, crystal meth) in the past 30 days?

Response	6	8	10	12	Total	
0	99.6	99.6	100.0	99.5	99.7	
1-2	0.4	0.4	0.0	0.0	0.2	
3-5	0.0	0.0	0.0	0.0	0.0	
6-9	0.0	0.0	0.0	0.5	0.1	
10-19	0.0	0.0	0.0	0.0	0.0	
20-39	0.0	0.0	0.0	0.0	0.0	
40+	0.0	0.0	0.0	0.0	0.0	
N of Valid	238	244	198	206	886	
N of Miss	33	6	2	4	45	

Table 155: On how many occasions have you used stimulants, other than Methamphetamines (such as amphetamines, Ritalin or Dexedrine) without a doctor telling you to take them, in your lifetime?

Response	6	8	10	12	Total	
0	100.0	95.5	98.5	95.1	97.3	
1-2	0.0	2.0	0.5	2.4	1.2	
3-5	0.0	0.8	0.0	1.0	0.5	
6-9	0.0	0.8	0.0	0.5	0.3	
10-19	0.0	0.8	0.5	0.0	0.3	
20-39	0.0	0.0	0.5	0.5	0.2	
40+	0.0	0.0	0.0	0.5	0.1	
N of Valid	237	244	198	206	885	
N of Miss	34	6	2	4	46	

Table 156: On how many occasions have you used stimulants, other than Methamphetamines (such as amphetamines, Ritalin or Dexedrine) without a doctor telling you to take them, during the past 30 days?





Response	6	8	10	12	Total	
0	100.0	99.2	99.5	99.0	99.4	
1-2	0.0	0.0	0.5	1.0	0.3	
3-5	0.0	0.4	0.0	0.0	0.1	
6-9	0.0	0.4	0.0	0.0	0.1	
10-19	0.0	0.0	0.0	0.0	0.0	
20-39	0.0	0.0	0.0	0.0	0.0	
40+	0.0	0.0	0.0	0.0	0.0	
N of Valid	234	245	198	206	883	
N of Miss	37	5	2	4	48	

Table 157: On how many occasions have you used heroin or other opiates in your lifetime?






Response	6	8	10	12	Total	
0	100.0	98.8	99.5	96.6	98.8	
1-2	0.0	0.8	0.0	2.9	0.9	
3-5	0.0	0.0	0.0	0.0	0.0	
6-9	0.0	0.4	0.0	0.0	0.1	
10-19	0.0	0.0	0.5	0.0	0.1	
20-39	0.0	0.0	0.0	0.0	0.0	
40+	0.0	0.0	0.0	0.5	0.1	
N of Valid	237	245	198	206	886	
N of Miss	34	5	2	4	45	

Table 158: On how many occasions have you used heroin or other opiates during the past 30 days?

Response	6	8	10	12	Total	
0	99.6	99.6	100.0	99.0	99.5	
1-2	0.4	0.4	0.0	1.0	0.5	
3-5	0.0	0.0	0.0	0.0	0.0	
6-9	0.0	0.0	0.0	0.0	0.0	
10-19	0.0	0.0	0.0	0.0	0.0	
20-39	0.0	0.0	0.0	0.0	0.0	
40+	0.0	0.0	0.0	0.0	0.0	
N of Valid	237	244	198	206	885	
N of Miss	34	6	2	4	46	

Table 159: On how many occasions have you used MDMA ('X', 'E', or ecstasy) in your lifetime?

Response	6	8	10	12	Total	
0	100.0	98.0	97.0	94.2	97.4	
1-2	0.0	2.0	2.0	2.9	1.7	
3-5	0.0	0.0	0.0	0.5	0.1	
6-9	0.0	0.0	0.5	1.9	0.6	
10-19	0.0	0.0	0.0	0.0	0.0	
20-39	0.0	0.0	0.5	0.0	0.1	
40+	0.0	0.0	0.0	0.5	0.1	
N of Valid	233	244	198	206	881	
N of Miss	38	6	2	4	50	

Table 160: On how many occasions have you used MDMA ('X', 'E', or ecstasy) during the past 30 days?

Response	6	8	10	12	Total	
0	100.0	100.0	99.5	98.5	99.5	
1-2	0.0	0.0	0.5	0.5	0.2	
3-5	0.0	0.0	0.0	1.0	0.2	
6-9	0.0	0.0	0.0	0.0	0.0	
10-19	0.0	0.0	0.0	0.0	0.0	
20-39	0.0	0.0	0.0	0.0	0.0	
40+	0.0	0.0	0.0	0.0	0.0	
N of Valid	234	242	198	204	878	
N of Miss	37	7	2	6	52	

Table 161: On how many occasions have you taken prescription drugs (such as Valium, Xanax, Ritalin, Adderall, OxyContin, Darvocet, or sleeping pills) on your own-that is, without a doctor telling you to take them in your lifetime?








Response	6	8	10	12	Total	
0	97.9	85.7	84.3	78.2	86.9	
1-2	1.7	7.0	6.6	6.3	5.3	
3-5	0.0	2.5	3.5	5.3	2.7	
6-9	0.0	1.6	1.5	3.4	1.6	
10-19	0.0	2.0	2.0	1.9	1.5	
20-39	0.0	0.4	0.5	1.9	0.7	
40+	0.4	0.8	1.5	2.9	1.4	
N of Valid	238	244	198	206	886	
N of Miss	33	6	2	4	45	

Table 162: On how many occasions have you taken prescription drugs (such as Valium, Xanax, Ritalin, Adderall, OxyContin, Darvocet, or sleeping pills) on your own-that is, without a doctor telling you to take them during the past 30 days?








Response	6	8	10	12	Total	
0	99.2	93.4	93.9	93.7	95.1	
1-2	0.4	3.3	4.1	2.4	2.5	
3-5	0.0	1.6	2.0	2.0	1.4	
6-9	0.0	1.2	0.0	0.0	0.3	
10-19	0.0	0.4	0.0	0.0	0.1	
20-39	0.0	0.0	0.0	2.0	0.5	
40+	0.4	0.0	0.0	0.0	0.1	
N of Valid	237	244	197	205	883	
N of Miss	34	6	3	5	48	

Table 163: On how many occasions have you taken non-prescription medicines such as diet pills (for example, Dietac, Dexatrim or Prolamine), stay-awake pills (for example No-Doz, Vivarin, or Wake), or cough or cold medicines (robos, DXM, etc.) to get high in your lifetime?








Response	6	8	10	12	Total	
0	97.0	94.7	93.9	90.3	94.1	
1-2	0.8	2.0	3.6	3.9	2.5	
3-5	0.8	1.2	0.5	2.9	1.4	
6-9	0.4	0.8	1.0	1.0	0.8	
10-19	0.0	0.8	0.5	0.5	0.5	
20-39	0.4	0.0	0.5	0.0	0.2	
40+	0.4	0.4	0.0	1.5	0.6	
N of Valid	237	244	197	206	884	
N of Miss	34	6	3	4	47	

Table 164: On how many occasions have you taken non-prescription medicines such as diet pills (for example, Dietac, Dexatrim or Prolamine), stay-awake pills (for example No-Doz, Vivarin, or Wake), or cough or cold medicines (robos, DXM, etc.) to get high during the past 30 days?






Response	6	8	10	12	Total	
0	98.3	96.7	99.0	98.1	98.0	
1-2	1.7	1.2	0.5	1.0	1.1	
3-5	0.0	1.2	0.5	0.0	0.5	
6-9	0.0	0.8	0.0	0.5	0.3	
10-19	0.0	0.0	0.0	0.5	0.1	
20-39	0.0	0.0	0.0	0.0	0.0	
40+	0.0	0.0	0.0	0.0	0.0	
N of Valid	235	244	197	206	882	
N of Miss	36	6	3	4	49	

Table 165: On how many occasions have you been drunk or very high from drinking alcoholic beverages during the past 30 days?








Response	6	8	10	12	Total	
0	97.5	87.1	78.1	64.9	82.7	
1-2	1.3	7.9	9.2	16.1	8.3	
3-5	1.3	2.5	6.1	10.2	4.8	
6-9	0.0	0.8	2.0	3.9	1.6	
10-19	0.0	0.8	2.6	2.4	1.4	
20-39	0.0	0.0	0.5	0.0	0.1	
40+	0.0	0.8	1.5	2.4	1.1	
N of Valid	236	241	196	205	878	
N of Miss	35	8	4	5	52	

Table 166: On how many occasions have you drunk flavored alcoholic beverages, sometimes called 'alcopops' (like Mike's Hard Lemonade, Smirnoff Ice, Bacardi Breezers, etc.) in your lifetime?








Response	6	8	10	12	Total	
0	91.1	64.2	55.8	41.2	64.2	
1-2	5.1	14.4	13.2	12.7	11.2	
3-5	2.5	9.1	8.1	6.4	6.5	
6-9	0.4	6.6	8.6	12.7	6.8	
10-19	0.4	1.2	5.1	8.8	3.6	
20-39	0.4	2.1	2.5	5.9	2.6	
40+	0.0	2.5	6.6	12.3	5.0	
N of Valid	237	243	197	204	881	
N of Miss	34	7	3	5	49	

Table 167: On how many occasions have you drunk flavored alcoholic beverages, sometimes called 'alcopops' (like Mike's Hard Lemonade, Smirnoff Ice, Bacardi Breezers, etc.) during the past 30 days?

Response	6	8	10	12	Total	
0	97.5	84.8	80.2	65.0	82.5	
1-2	2.1	8.6	11.2	19.9	10.1	
3-5	0.4	2.1	2.0	9.2	3.3	
6-9	0.0	2.5	2.0	3.4	1.9	
10-19	0.0	1.6	2.5	1.0	1.2	
20-39	0.0	0.0	0.0	0.0	0.0	
40+	0.0	0.4	2.0	1.5	0.9	
N of Valid	236	243	197	206	882	
N of Miss	35	7	3	4	49	

Table 168: Think back over the last two weeks. How many times have you had five or more alcoholic drinks in a row?

Response	6	8	10	12	Total	
None	96.1	84.4	80.5	65.8	82.3	
Once	1.7	4.2	5.1	13.9	6.0	
Twice	1.7	4.2	5.6	9.4	5.1	
3-5 times	0.4	3.8	2.6	7.9	3.6	
6-9 times	0.0	0.4	1.0	1.0	0.6	
10 or more times	0.0	3.0	5.1	2.0	2.4	
N of Valid	231	237	195	202	865	
N of Miss	40	13	5	8	66	

Table 169: During the past 30 days, how many times did you ride in a car or other vehicle driven by someone who had been drinking alcohol?

Response	6	8	10	12	Total	
0 times	87.6	76.1	71.3	73.8	77.5	
1 time	5.8	9.8	10.8	9.4	8.9	
2 or 3 times	2.2	7.7	14.9	11.9	8.9	
4 or 5 times	1.8	3.0	1.5	2.0	2.1	
6 or more times	2.7	3.4	1.5	3.0	2.7	
N of Valid	226	234	195	202	857	
N of Miss	45	16	5	8	74	

Table 170: During the past 30 days, how many times did you drive a car or other vehicle when you had been drinking alcohol?







Response	6	8	10	12	Total	
I did not drive a car in the past 30 days	44.6	52.8	36.5	19.2	38.9	
0 times	54.9	43.8	55.7	68.5	55.3	
1 time	0.0	2.1	3.1	5.4	2.6	
2 or 3 times	0.0	1.3	4.7	4.9	2.6	
4 or 5 times	0.0	0.0	0.0	0.5	0.1	
6 or more times	0.5	0.0	0.0	1.5	0.5	
N of Valid	213	233	192	203	841	
N of Miss	49	16	5	7	77	

Table 171: If you drank alcohol (not just a sip or taste) in the past year, how did you usually get it?












Response	6	8	10	12	Total	
I did not drink alcohol in the past year	87.7	61.1	49.0	38.9	60.0	
I bought it myself with a fake ID	0.0	0.4	0.0	0.5	0.2	
I bought it myself without a fake ID	0.0	0.0	1.0	3.5	1.1	
I got it from someone I know age 21 or older	1.8	13.3	20.3	33.3	16.6	
I got it from someone I know under age 21	0.5	4.0	8.3	7.6	4.9	
I got it from my brother or sister	0.9	1.3	1.0	1.0	1.1	
I got it from home with my parents' permission	3.2	3.5	4.2	4.0	3.7	
I got it from home without my parents' permission	1.4	4.9	2.6	1.5	2.6	
I got it from another relative	0.9	4.0	2.6	0.5	2.0	
A stranger bought it for me	0.0	0.4	1.0	1.0	0.6	
I took it from a store or shop	0.0	0.0	0.0	0.0	0.0	
Other	3.7	7.1	9.9	8.1	7.1	
N of Valid	219	226	192	198	835	
N of Miss	52	22	5	8	87	

Table 172: If you drank alcohol (not just a sip or taste) in the past year, where did you usually drink it?

Response	6	8	10	12	Total	
I did not drink alcohol in the past year	88.4	60.3	49.7	37.0	59.9	
at my home	6.0	12.5	8.5	13.2	10.0	
at someone else's home	2.3	16.5	30.2	34.9	20.2	
at an open area like a park, beach, field, back road, woods, or a street corner	1.4	5.8	4.8	9.5	5.3	
at a sporting event or concert	0.5	0.9	0.0	0.5	0.5	
at a restaurant, bar, or a nightclub	0.9	0.4	1.6	1.1	1.0	
at an empty building or a construction site	0.0	0.4	1.1	0.0	0.4	
at a hotel/motel	0.0	0.9	0.5	2.6	1.0	
in a car	0.0	1.3	1.1	1.1	0.9	
at school	0.5	0.9	2.6	0.0	1.0	
N of Valid	216	224	189	189	818	
N of Miss	55	23	5	10	93	

Table 173: During the last month, about how many marijuana cigarettes, or the equivalent, did you smoke a day, on the average?

Response	6	8	10	12	Total	
None	100.0	90.4	86.0	79.9	89.4	
Less than 1 a day	0.0	3.5	7.3	5.5	3.9	
1 a day	0.0	3.5	1.6	3.0	2.0	
2-3 a day	0.0	0.9	2.6	5.0	2.0	
4-6 a day	0.0	1.7	1.0	2.0	1.2	
7-10 a day	0.0	0.0	0.5	2.0	0.6	
11 or more a day	0.0	0.0	1.0	2.5	0.8	
N of Valid	222	229	193	199	843	
N of Miss	49	21	7	11	88	

Table 174: How wrong would most adults (over 21) in your neighborhood think it is for kids your age: to use marijuana?





Response	6	8	10	12	Total	
Very wrong	91.7	74.4	63.0	51.8	70.9	
Wrong	7.4	13.5	22.8	23.6	16.4	
A little bit wrong	0.5	9.4	8.5	17.1	8.7	
Not wrong at all	0.5	2.7	5.8	7.5	4.0	
N of Valid	216	223	189	199	827	
N of Miss	54	26	11	11	102	

Table 175: How wrong would most adults (over 21) in your neighborhood think it is for kids your age: to drink alcohol?





Response	6	8	10	12	Total	
Very wrong	80.5	52.7	45.0	34.3	53.8	
Wrong	10.7	25.7	21.2	25.8	20.8	
A little bit wrong	7.4	14.9	25.4	28.8	18.7	
Not wrong at all	1.4	6.8	8.5	11.1	6.8	
N of Valid	215	222	189	198	824	
N of Miss	56	28	11	12	107	

Table 176: How wrong would most adults (over 21) in your neighborhood think it is for kids your age: to smoke cigarettes?





Response	6	8	10	12	Total	
Very wrong	82.9	61.9	49.5	36.9	58.5	
Wrong	11.6	18.8	24.5	28.8	20.6	
A little bit wrong	3.7	14.8	17.0	24.2	14.7	
Not wrong at all	1.9	4.5	9.0	10.1	6.2	
N of Valid	216	223	188	198	825	
N of Miss	55	27	11	12	105	

Table 177: How much do each of the following statements describe your neighborhood? crime and/or drug selling

Response	6	8	10	12	Total	
NO!	79.3	66.5	56.7	52.8	64.3	
no	16.4	24.6	25.1	29.1	23.7	
yes	1.9	6.7	15.0	14.1	9.1	
YES!	2.3	2.2	3.2	4.0	2.9	
N of Valid	213	224	187	199	823	
N of Miss	57	26	13	11	107	

Table 178: How much do each of the following statements describe your neighborhood? fights

Response	6	8	10	12	Total	
NO!	71.0	56.4	51.6	52.3	58.1	
no	17.8	22.7	26.6	30.2	24.1	
yes	7.9	13.8	17.6	12.1	12.7	
YES!	3.3	7.1	4.3	5.5	5.1	
N of Valid	214	225	188	199	826	
N of Miss	57	25	12	11	105	

Table 179: How much do each of the following statements describe your neighborhood? lots of empty or abandoned buildings

Response	6	8	10	12	Total	
NO!	71.2	61.8	55.9	59.8	62.4	
no	18.9	29.8	34.0	26.1	27.1	
yes	7.5	6.7	7.4	11.6	8.3	
YES!	2.4	1.8	2.7	2.5	2.3	
N of Valid	212	225	188	199	824	
N of Miss	59	25	12	11	107	

Table 180: How much do each of the following statements describe your neighborhood? lots of graffiti





Response	6	8	10	12	Total	
NO!	78.5	68.8	62.8	65.3	69.0	
no	16.1	23.2	33.0	25.1	24.1	
yes	3.9	7.1	3.2	6.0	5.1	
YES!	1.5	0.9	1.1	3.5	1.7	
N of Valid	205	224	188	199	816	
N of Miss	66	26	12	11	115	

Table 181: If I had to move, I would miss the neighborhood I now live in.





Response	6	8	10	12	Total	
NO!	16.1	16.1	14.1	16.2	15.6	
no	12.2	18.8	19.9	22.2	18.2	
yes	28.8	29.5	39.3	33.3	32.5	
YES!	42.9	35.7	26.7	28.3	33.6	
N of Valid	205	224	191	198	818	
N of Miss	66	26	9	12	113	

Table 182: My neighbors notice when I am doing a good job and let me know about it.





Response	6	8	10	12	Total	
NO!	41.6	34.5	39.2	40.4	38.8	
no	29.7	39.1	37.0	40.4	36.6	
yes	16.8	18.2	16.9	16.7	17.2	
YES!	11.9	8.2	6.9	2.5	7.4	
N of Valid	202	220	189	198	809	
N of Miss	69	30	11	12	122	

Table 183: I like my neighborhood.

Response	6	8	10	12	Total	
NO!	10.3	11.8	9.5	14.2	11.5	
no	9.3	15.4	17.9	16.2	14.7	
yes	35.8	42.1	44.2	47.2	42.2	
YES!	44.6	30.8	28.4	22.3	31.7	
N of Valid	204	221	190	197	812	
N of Miss	67	29	10	13	119	

Table 184: There are lots of adults in my neighborhood I could talk to about something important.

Response	6	8	10	12	Total	
NO!	33.2	26.2	28.4	34.8	30.6	
no	28.2	33.9	34.7	33.8	32.7	
yes	14.4	24.0	24.7	25.8	22.2	
YES!	24.3	15.8	12.1	5.6	14.5	
N of Valid	202	221	190	198	811	
N of Miss	68	29	10	12	119	

Table 185: I'd like to get out of my neighborhood.

Response	6	8	10	12	Total	
NO!	54.4	33.3	30.9	27.8	36.7	
no	27.9	42.5	39.4	40.4	37.6	
yes	10.3	14.2	18.6	18.2	15.2	
YES!	7.4	10.0	11.2	13.6	10.5	
N of Valid	204	219	188	198	809	
N of Miss	67	31	11	12	121	

Table 186: There are people in my neighborhood who are proud of me when I do something well.





Response	6	8	10	12	Total	
NO!	30.0	24.4	26.5	25.9	26.7	
no	20.0	25.3	35.4	35.0	28.8	
yes	30.0	34.1	29.1	32.5	31.5	
YES!	20.0	16.1	9.0	6.6	13.1	
N of Valid	200	217	189	197	803	
N of Miss	71	33	11	13	128	

Table 187: There are people in my neighborhood who encourage me to do my best.





Response	6	8	10	12	Total	
NO!	28.4	24.3	25.4	27.4	26.3	
no	18.6	23.9	33.3	37.6	28.2	
yes	23.2	35.8	30.7	27.9	29.6	
YES!	29.9	16.1	10.6	7.1	15.9	
N of Valid	194	218	189	197	798	
N of Miss	76	32	11	13	132	

Table 188: I feel safe in my neighborhood.





Response	6	8	10	12	Total	
NO!	9.8	8.7	5.9	7.1	7.9	
no	11.9	14.2	14.4	7.7	12.0	
yes	34.5	46.1	49.5	48.5	44.7	
YES!	43.8	31.1	30.3	36.7	35.4	
N of Valid	194	219	188	196	797	
N of Miss	76	31	11	13	131	

Table 189: Which of the following activities for people your age are available in your community? sports teams?

Response	6	8	10	12	Total	
No	13.2	8.7	7.4	7.2	9.1	
Yes	86.8	91.3	92.6	92.8	90.9	
N of Valid	197	218	188	195	798	
N of Miss	74	32	12	15	133	

Table 190: Which of the following activities for people your age are available in your community? scouting?

Response	6	8	10	12	Total	
No	31.9	40.7	39.3	44.6	39.2	
Yes	68.1	59.3	60.7	55.4	60.8	
N of Valid	191	216	183	193	783	
N of Miss	80	34	16	17	147	

Table 191: Which of the following activities for people your age are available in your community? boys and girls clubs?

Response	6	8	10	12	Total	
No	35.6	44.4	45.1	48.4	43.4	
Yes	64.4	55.6	54.9	51.6	56.6	
N of Valid	194	216	182	192	784	
N of Miss	77	34	17	18	146	

Table 192: Which of the following activities for people your age are available in your community? 4-H clubs?

Response	6	8	10	12	Total	
No	51.1	48.4	36.5	49.7	46.6	
Yes	48.9	51.6	63.5	50.3	53.4	
N of Valid	184	213	181	193	771	
N of Miss	87	37	18	17	159	

Table 193: Which of the following activities for people your age are available in your community? service clubs?



Response	6	8	10	12	Total	
No	43.5	45.0	38.8	36.8	41.1	
Yes	56.5	55.0	61.2	63.2	58.9	
N of Valid	191	211	183	193	778	
N of Miss	80	39	17	17	153	

Table 194: If a kid smoked marijuana in your neighborhood would he or she be caught by the police?





Response	6	8	10	12	Total	
NO!	13.6	19.6	24.2	26.7	21.0	
no	21.5	37.4	48.9	48.7	39.1	
yes	29.3	22.9	19.4	17.9	22.4	
YES!	35.6	20.1	7.5	6.7	17.6	
N of Valid	191	214	186	195	786	
N of Miss	80	36	14	15	145	

Table 195: If a kid drank some beer, wine or hard liquor (for example, vodka, whiskey, or gin) in your neighborhood would he or she be caught by the police?





Response	6	8	10	12	Total	
NO!	17.3	23.7	29.3	29.2	24.8	
no	30.4	47.0	52.2	54.9	46.1	
yes	24.6	18.1	12.0	11.8	16.7	
YES!	27.7	11.2	6.5	4.1	12.4	
N of Valid	191	215	184	195	785	
N of Miss	80	35	15	15	145	

Table 196: If a kid carried a handgun in your neighborhood would he or she be caught by the police?





Response	6	8	10	12	Total	
NO!	18.2	17.6	23.4	18.5	19.3	
no	13.5	28.7	35.3	43.1	30.1	
yes	31.8	22.2	24.5	24.6	25.7	
YES!	36.5	31.5	16.8	13.8	24.9	
N of Valid	192	216	184	195	787	
N of Miss	78	34	15	15	142	

Table 197: If you wanted to get some cigarettes, how easy would it be for you to get some?





Response	6	8	10	12	Total	
Very hard	67.9	42.0	22.3	12.1	36.2	
Sort of hard	12.3	19.3	10.3	6.3	12.3	
Sort of easy	7.0	18.4	23.9	15.3	16.2	
Very easy	12.8	20.3	43.5	66.3	35.3	
N of Valid	187	212	184	190	773	
N of Miss	83	37	16	20	156	

Table 198: If you wanted to get some beer, wine or hard liquor (for example, vodka, whiskey, or gin), how easy would it be for you to get some?





Response	6	8	10	12	Total	
Very hard	64.9	36.8	18.5	9.5	32.6	
Sort of hard	16.5	18.4	9.2	8.9	13.4	
Sort of easy	9.6	18.4	23.9	35.8	21.8	
Very easy	9.0	26.4	48.4	45.8	32.2	
N of Valid	188	212	184	190	774	
N of Miss	83	38	16	20	157	

Table 199: If you wanted to get a drug like cocaine, LSD, or amphetamines, how easy would it be for you to get some?





Response	6	8	10	12	Total	
Very hard	94.2	79.7	57.4	49.5	70.5	
Sort of hard	3.7	12.3	23.5	28.4	16.8	
Sort of easy	1.6	5.7	8.2	11.6	6.7	
Very easy	0.5	2.4	10.9	10.5	5.9	
N of Valid	189	212	183	190	774	
N of Miss	82	38	17	20	157	

Table 200: If you wanted to get a handgun, how easy would it be for you to get one?





Response	6	8	10	12	Total	
Very hard	70.9	64.9	47.5	41.1	56.4	
Sort of hard	12.7	13.7	17.5	18.4	15.5	
Sort of easy	9.5	10.9	15.3	17.4	13.2	
Very easy	6.9	10.4	19.7	23.2	14.9	
N of Valid	189	211	183	190	773	
N of Miss	82	39	17	20	158	

Table 201: If you wanted to get some marijuana, how easy would it be for you to get some?





Response	6	8	10	12	Total	
Very hard	89.4	62.1	35.5	19.5	52.0	
Sort of hard	6.3	11.4	10.4	9.5	9.4	
Sort of easy	0.5	11.8	19.7	20.0	12.9	
Very easy	3.7	14.7	34.4	51.1	25.6	
N of Valid	189	211	183	190	773	
N of Miss	82	39	17	20	158	

Table 202: During the past 12 months, have you participated in any alcohol prevention programs or seen any alcohol prevention messages in your school or community? Yes, a school-based program focused on preventing underage drinking and/or drinking and driving.



Response	6	8	10	12	Total	
No	65.3	70.0	75.5	79.5	72.0	
Yes	34.7	30.0	24.5	20.5	28.0	
N of Valid	271	250	200	210	931	
N of Miss	0	0	0	0	0	

Table 203: During the past 12 months, have you participated in any alcohol prevention programs or seen any alcohol prevention messages in your school or community? Yes, a community-based program focused on preventing underage drinking and/or drinking and driving (for example, through your church or temple or through youth groups like Boys and Girls Club or 4-H).



Response	6	8	10	12	Total	
No	86.0	91.6	91.0	94.8	90.5	
Yes	14.0	8.4	9.0	5.2	9.5	
N of Valid	271	250	200	210	931	
N of Miss	0	0	0	0	0	

Table 204: During the past 12 months, have you participated in any alcohol prevention programs or seen any alcohol prevention messages in your school or community? Yes, a media campaign addressing underage drinking and/or drinking and driving (for example, newspaper ads, posters, pamphlets, radio, TV).



Response	6	8	10	12	Total	
No	85.2	86.4	85.5	92.9	87.3	
Yes	14.8	13.6	14.5	7.1	12.7	
N of Valid	271	250	200	210	931	
N of Miss	0	0	0	0	0	

Table 205: During the past 12 months, have you participated in any alcohol prevention programs or seen any alcohol prevention messages in your school or community? No



Response	6	8	10	12	Total	
No	71.2	52.8	43.5	37.1	52.6	
Yes	28.8	47.2	56.5	62.9	47.4	
N of Valid	271	250	200	210	931	
N of Miss	0	0	0	0	0	

Table 206: How wrong do your parents feel it would be for YOU to: drink beer, wine or hard liquor (for example, vodka, whiskey or gin) regularly?





Response	6	8	10	12	Total	
Very wrong	86.6	68.4	61.8	49.2	66.6	
Wrong	7.5	19.1	19.1	25.4	17.8	
A little bit wrong	5.3	11.0	15.2	21.2	13.1	
Not wrong at all	0.5	1.4	3.9	4.2	2.5	
N of Valid	187	209	178	189	763	
N of Miss	84	41	21	21	167	

Table 207: How wrong do your parents feel it would be for YOU to: smoke cigarettes?





Response	6	8	10	12	Total	
Very wrong	94.1	80.4	82.2	59.3	78.9	
Wrong	4.3	13.9	10.6	22.8	13.0	
A little bit wrong	0.5	4.8	5.0	12.2	5.6	
Not wrong at all	1.1	1.0	2.2	5.8	2.5	
N of Valid	186	209	180	189	764	
N of Miss	85	41	20	21	167	

Table 208: How wrong do your parents feel it would be for YOU to: smoke marijuana?





Response	6	8	10	12	Total	
Very wrong	98.4	87.9	83.3	70.2	85.0	
Wrong	1.6	6.8	7.8	17.6	8.4	
A little bit wrong	0.0	3.9	5.0	6.9	3.9	
Not wrong at all	0.0	1.4	3.9	5.3	2.6	
N of Valid	186	207	180	188	761	
N of Miss	85	43	20	22	170	

Table 209: How wrong do your parents feel it would be for YOU to: steal something worth more than \$5?





Response	6	8	10	12	Total	
Very wrong	89.8	80.3	87.2	78.7	83.9	
Wrong	7.0	14.9	8.9	16.5	11.9	
A little bit wrong	2.7	2.9	1.7	3.7	2.8	
Not wrong at all	0.5	1.9	2.2	1.1	1.4	
N of Valid	187	208	179	188	762	
N of Miss	84	42	21	21	168	

Table 210: How wrong do your parents feel it would be for YOU to: draw graffiti, write things, or draw pictures on buildings or other property (without the owner's permission)?





Response	6	8	10	12	Total	
Very wrong	89.8	81.3	83.9	76.7	82.9	
Wrong	8.1	11.0	8.9	18.5	11.6	
A little bit wrong	1.1	5.3	5.0	3.7	3.8	
Not wrong at all	1.1	2.4	2.2	1.1	1.7	
N of Valid	186	209	180	189	764	
N of Miss	85	41	20	21	167	

Table 211: How wrong do your parents feel it would be for YOU to: pick a fight with someone?





Response	6	8	10	12	Total	
Very wrong	73.3	52.2	50.6	47.9	55.9	
Wrong	12.3	24.4	26.1	31.9	23.7	
A little bit wrong	9.6	16.3	17.8	15.4	14.8	
Not wrong at all	4.8	7.2	5.6	4.8	5.6	
N of Valid	187	209	180	188	764	
N of Miss	84	41	20	22	167	

Table 212: During the past 12 months, have you talked with at least one of your parents about the dangers of underage drinking and/or drinking and driving? By parents, we mean either your biological parents, adoptive parents, stepparents, or adult guardians - whether or not they live with you.



Response	6	8	10	12	Total	
No	47.2	56.7	52.0	55.1	53.0	
Yes	52.8	43.3	48.0	44.9	47.0	
N of Valid	176	208	175	185	744	
N of Miss	95	42	25	25	187	

Table 213: Have any of your brothers or sisters ever: drunk beer, wine or hard liquor (for example, vodka, whiskey or gin)?




Response	6	8	10	12	Total	
No	66.3	51.7	42.7	26.7	46.8	
Yes	29.8	44.5	53.4	68.4	49.1	
I don't have any brothers or sisters	3.9	3.8	3.9	4.8	4.1	
N of Valid	178	211	178	187	754	
N of Miss	93	39	22	23	177	

Table 214: Have any of your brothers or sisters ever: smoked marijuana?




Response	6	8	10	12	Total	
No	90.4	76.7	69.1	58.0	73.5	
Yes	5.6	19.5	27.0	37.8	22.5	
I don't have any brothers or sisters	3.9	3.8	3.9	4.3	4.0	
N of Valid	178	210	178	188	754	
N of Miss	93	40	22	22	177	

Table 215: Have any of your brothers or sisters ever: smoked cigarettes?




Response	6	8	10	12	Total	
No	80.4	64.8	60.2	44.4	62.4	
Yes	15.6	31.9	35.8	51.3	33.8	
I don't have any brothers or sisters	3.9	3.3	4.0	4.3	3.9	
N of Valid	179	210	176	187	752	
N of Miss	92	40	24	23	179	

Table 216: Have any of your brothers or sisters ever: taken a handgun to school?




Response	6	8	10	12	Total	
No	96.1	95.3	94.9	95.2	95.3	
Yes	0.0	1.4	1.1	0.5	0.8	
I don't have any brothers or sisters	3.9	3.3	4.0	4.3	3.9	
N of Valid	178	211	176	186	751	
N of Miss	93	39	24	24	180	

Table 217: Have any of your brothers or sisters ever: been suspended or expelled from school?




Response	6	8	10	12	Total	
No	86.0	72.4	71.6	74.7	76.0	
Yes	9.6	23.8	24.4	21.0	19.9	
I don't have any brothers or sisters	4.5	3.8	4.0	4.3	4.1	
N of Valid	178	210	176	186	750	
N of Miss	93	40	24	24	181	

Table 218: The rules in my family are clear.





Response	6	8	10	12	Total	
NO!	3.4	3.4	2.3	3.2	3.1	
no	5.1	10.6	13.6	12.9	10.6	
yes	29.9	38.0	49.7	50.5	42.0	
YES!	61.6	48.1	34.5	33.3	44.4	
N of Valid	177	208	177	186	748	
N of Miss	94	42	23	24	183	

Table 219: People in my family often insult or yell at each other.

Response	6	8	10	12	Total	
NO!	32.2	17.2	18.0	19.4	21.5	
no	34.5	38.7	40.4	47.8	40.4	
yes	20.3	31.4	28.7	24.2	26.3	
YES!	13.0	12.7	12.9	8.6	11.8	
N of Valid	177	204	178	186	745	
N of Miss	94	45	22	24	185	

Table 220: When I am not at home, one of my parents knows where I am and who I am with.

Response	6	8	10	12	Total	
NO!	2.3	3.0	3.4	2.2	2.7	
no	6.9	7.4	11.3	13.4	9.7	
yes	28.0	40.4	45.2	50.0	41.0	
YES!	62.9	49.3	40.1	34.4	46.6	
N of Valid	175	203	177	186	741	
N of Miss	96	46	22	24	188	

Table 221: We argue about the same things in my family over and over.

Response	6	8	10	12	Total	
NO!	33.5	17.2	13.5	18.7	20.5	
no	32.4	35.8	38.2	35.8	35.6	
yes	26.6	31.4	35.4	36.4	32.5	
YES!	7.5	15.7	12.9	9.1	11.5	
N of Valid	173	204	178	187	742	
N of Miss	98	46	22	23	189	

Table 222: If you drank some beer or wine or liquor (for example, vodka, whiskey, or gin) without your parents' permission, would you be caught by your parents?

Response	6	8	10	12	Total	
NO!	9.1	9.8	11.3	14.4	11.2	
no	7.4	22.5	38.4	47.6	29.1	
yes	20.0	29.4	26.6	23.0	24.9	
YES!	63.4	38.2	23.7	15.0	34.9	
N of Valid	175	204	177	187	743	
N of Miss	96	46	23	23	188	

Table 223: My family has clear rules about alcohol and drug use.

Response	6	8	10	12	Total	
NO!	5.3	3.4	3.4	4.3	4.1	
no	5.8	13.8	11.3	14.5	11.5	
yes	17.0	23.6	36.2	42.5	29.9	
YES!	71.9	59.1	49.2	38.7	54.5	
N of Valid	171	203	177	186	737	
N of Miss	99	47	23	23	192	

Table 224: If you carried a handgun without your parents' permission, would you be caught by your parents?

Response	6	8	10	12	Total	
NO!	5.8	6.4	9.0	9.1	7.6	
no	6.4	10.8	16.4	25.7	14.9	
yes	16.9	20.2	27.1	30.5	23.7	
YES!	70.9	62.6	47.5	34.8	53.9	
N of Valid	172	203	177	187	739	
N of Miss	99	47	23	23	192	

Table 225: If you skipped school would you be caught by your parents?





Response	6	8	10	12	Total	
NO!	4.0	7.5	10.3	10.7	8.1	
no	5.2	13.9	25.7	27.3	18.0	
yes	24.1	29.4	24.0	35.3	28.4	
YES!	66.7	49.3	40.0	26.7	45.5	
N of Valid	174	201	175	187	737	
N of Miss	97	49	25	23	194	

Table 226: Do you feel very close to your mother?





Response	6	8	10	12	Total	
NO!	4.1	9.1	8.6	5.9	7.0	
no	8.8	13.1	17.8	14.5	13.6	
yes	17.1	29.3	25.9	36.0	27.3	
YES!	70.0	48.5	47.7	43.5	52.1	
N of Valid	170	198	174	186	728	
N of Miss	100	51	26	24	201	

Table 227: Do you share your thoughts and feelings with your mother?





Response	6	8	10	12	Total	
NO!	8.1	15.1	10.9	14.3	12.2	
no	19.2	26.6	22.3	22.5	22.8	
yes	23.3	29.6	33.7	31.3	29.5	
YES!	49.4	28.6	33.1	31.9	35.4	
N of Valid	172	199	175	182	728	
N of Miss	99	50	25	26	200	

Table 228: My parents ask me what I think before most family decisions affecting me are made.

Response	6	8	10	12	Total	
NO!	9.3	16.7	14.8	13.1	13.6	
no	22.7	27.8	31.8	25.7	27.0	
yes	30.8	30.8	37.5	41.0	35.0	
YES!	37.2	24.7	15.9	20.2	24.4	
N of Valid	172	198	176	183	729	
N of Miss	99	52	24	27	202	

Table 229: Do you share your thoughts and feelings with your father?

Response	6	8	10	12	Total	
NO!	22.8	32.7	24.6	19.1	25.0	
no	22.2	27.6	28.6	33.3	28.0	
yes	22.8	21.6	29.1	31.1	26.1	
YES!	32.2	18.1	17.7	16.4	20.9	
N of Valid	171	199	175	183	728	
N of Miss	100	51	25	27	203	

Table 230: Do you enjoy spending time with your mother?

Response	6	8	10	12	Total	
NO!	1.7	8.1	7.5	6.1	5.9	
no	5.2	8.1	12.6	12.2	9.5	
yes	29.1	40.4	35.6	40.9	36.7	
YES!	64.0	43.4	44.3	40.9	47.9	
N of Valid	172	198	174	181	725	
N of Miss	98	52	25	29	204	

Table 231: Do you enjoy spending time with your father?

Response	6	8	10	12	Total	
NO!	8.8	16.7	15.4	12.8	13.5	
no	5.3	8.6	11.4	11.7	9.3	
yes	26.9	32.8	36.6	42.8	34.8	
YES!	59.1	41.9	36.6	32.8	42.4	
N of Valid	171	198	175	180	724	
N of Miss	100	52	25	30	207	

Table 232: If I had a personal problem, I could ask my mom or dad for help.

Response	6	8	10	12	Total	
NO!	6.4	8.7	10.3	5.6	7.8	
no	10.5	15.9	16.1	16.7	14.9	
yes	24.0	37.4	37.9	36.1	34.0	
YES!	59.1	37.9	35.6	41.7	43.3	
N of Valid	171	195	174	180	720	
N of Miss	100	55	26	30	211	

Table 233: Do you feel very close to your father?

Response	6	8	10	12	Total	
NO!	11.7	20.8	19.1	13.4	16.4	
no	8.8	16.2	22.5	26.8	18.6	
yes	29.8	25.9	28.3	30.2	28.5	
YES!	49.7	37.1	30.1	29.6	36.5	
N of Valid	171	197	173	179	720	
N of Miss	100	53	27	31	211	

Table 234: My parents give me lots of chances to do fun things with them.





Response	6	8	10	12	Total	
NO!	4.0	11.6	9.8	7.2	8.3	
no	12.7	18.2	20.2	31.7	20.7	
yes	31.2	35.4	42.2	36.7	36.3	
YES!	52.0	34.8	27.7	24.4	34.7	
N of Valid	173	198	173	180	724	
N of Miss	98	52	27	30	207	

Table 235: My parents ask if I've gotten my homework done.





Response	6	8	10	12	Total	
NO!	1.7	5.1	6.9	9.0	5.7	
no	3.5	7.7	12.7	25.8	12.4	
yes	26.7	37.2	46.2	44.4	38.7	
YES!	68.0	50.0	34.1	20.8	43.3	
N of Valid	172	196	173	178	719	
N of Miss	99	54	27	32	212	

Table 236: People in my family have serious arguments.





Response	6	8	10	12	Total	
NO!	28.2	22.4	15.9	16.9	20.9	
no	40.6	45.4	43.5	53.4	45.8	
yes	22.9	21.4	28.2	20.2	23.1	
YES!	8.2	10.7	12.4	9.6	10.2	
N of Valid	170	196	170	178	714	
N of Miss	101	53	30	32	216	

Table 237: Would your parents know if you did not come home on time?

Response	6	8	10	12	Total
NO!	1.8	2.0	4.1	6.8	3.6
no	7.8	10.7	12.8	17.5	12.2
yes	26.3	39.1	43.0	44.1	38.3
YES!	64.1	48.2	40.1	31.6	45.9
N of Valid	167	197	172	177	713
N of Miss	104	53	28	33	218

Table 238: It is important to be honest with your parents, even if they become upset or you get punished.

Response	6	8	10	12	Total
NO!	3.0	4.6	4.1	4.5	4.1
no	4.8	10.2	13.5	13.6	10.5
yes	24.6	41.3	48.5	48.6	40.9
YES!	67.7	43.9	33.9	33.3	44.4
N of Valid	167	196	171	177	711
N of Miss	104	54	28	32	218

Table 239: My parents notice when I am doing a good job and let me know about it.

Response	6	8	10	12	Total
Never or Almost Never	7.2	10.8	10.7	6.8	8.9
Sometimes	21.1	31.8	31.4	35.2	30.0
Often	34.3	30.8	34.3	30.7	32.4
All the time	37.3	26.7	23.7	27.3	28.6
N of Valid	166	195	169	176	706
N of Miss	105	55	30	34	224

Table 240: How often do your parents tell you they're proud of you for something you've done?





Response	6	8	10	12	Total	
Never or Almost Never	5.4	10.3	10.1	9.2	8.8	
Sometimes	17.5	30.4	31.0	32.8	28.1	
Often	33.7	32.5	34.5	33.3	33.5	
All the time	43.4	26.8	24.4	24.7	29.6	
N of Valid	166	194	168	174	702	
N of Miss	105	56	32	36	229	

Table 241: How many brothers and sisters, including stepbrothers and stepsisters, do you have that are younger than you?








Response	6	8	10	12	Total	
0	37.2	19.8	30.4	35.8	30.4	
1	28.7	32.3	23.8	28.3	28.4	
2	15.9	23.4	19.0	16.2	18.8	
3	6.7	12.0	9.5	7.5	9.0	
4	5.5	5.2	6.5	5.2	5.6	
5	3.7	2.6	7.7	4.0	4.4	
6 or more	2.4	4.7	3.0	2.9	3.3	
N of Valid	164	192	168	173	697	
N of Miss	107	58	32	36	233	

Table 242: How many brothers and sisters, including stepbrothers and stepsisters, do you have that are older than you?








Response	6	8	10	12	Total	
0	31.9	33.7	33.9	29.3	32.2	
1	31.3	30.1	25.0	23.0	27.3	
2	18.1	15.0	13.7	20.7	16.8	
3	6.9	8.8	12.5	10.9	9.8	
4	4.4	5.2	6.5	12.6	7.2	
5	3.1	0.5	1.8	1.1	1.6	
6 or more	4.4	6.7	6.5	2.3	5.0	
N of Valid	160	193	168	174	695	
N of Miss	111	57	32	36	236	

Table 243: Have you changed homes in the past year (the last 12 months)?



Response	6	8	10	12	Total	
No	71.0	73.3	78.3	77.0	74.9	
Yes	29.0	26.7	21.7	23.0	25.1	
N of Valid	162	191	166	174	693	
N of Miss	109	59	34	36	238	

Table 244: How many times have you changed homes since kindergarten?






Response	6	8	10	12	Total	
Never	36.5	19.9	28.1	24.9	27.0	
1 or 2 times	28.9	38.2	37.1	32.4	34.3	
3 or 4 times	15.7	22.5	14.4	17.9	17.8	
5 or 6 times	5.0	6.8	5.4	15.6	8.3	
7 or more times	13.8	12.6	15.0	9.2	12.6	
N of Valid	159	191	167	173	690	
N of Miss	112	59	33	37	241	

Table 245: Have you changed schools (including changing from elementary to middle and middle to high school) in the past year?



Response	6	8	10	12	Total	
No	45.5	69.7	73.7	79.3	67.6	
Yes	54.5	30.3	26.3	20.7	32.4	
N of Valid	154	188	167	174	683	
N of Miss	117	62	33	36	248	

Table 246: How many times have you changed schools since kindergarten (including changing from elementary to middle and middle to high school)?






Response	6	8	10	12	Total	
Never	35.7	23.1	25.9	31.6	28.8	
1 or 2 times	35.7	37.1	34.3	24.7	32.9	
3 or 4 times	16.9	25.3	27.7	28.2	24.7	
5 or 6 times	7.1	8.6	5.4	8.6	7.5	
7 or more times	4.5	5.9	6.6	6.9	6.0	
N of Valid	154	186	166	174	680	
N of Miss	117	64	34	36	251	

Table 247: Has anyone in your family ever had severe alcohol or drug problems?



Response	6	8	10	12	Total	
No	70.1	59.6	51.8	56.9	59.4	
Yes	29.9	40.4	48.2	43.1	40.6	
N of Valid	154	188	164	174	680	
N of Miss	117	62	36	36	251	

Table 248: About how many adults (over 21) have you known personally who in the past year have: used marijuana, crack, cocaine, or other drugs?






Response	6	8	10	12	Total	
0	77.8	53.2	50.6	43.6	55.7	
1	8.5	17.6	11.0	11.0	12.3	
2	9.2	12.2	6.7	11.6	10.0	
3-4	3.9	5.9	12.2	9.3	7.8	
5+	0.7	11.2	19.5	24.4	14.2	
N of Valid	153	188	164	172	677	
N of Miss	118	61	36	38	253	

Table 249: About how many adults (over 21) have you known personally who in the past year have: sold or dealt drugs?






Response	6	8	10	12	Total	
0	86.3	69.8	62.2	56.4	68.3	
1	7.8	16.4	12.2	12.8	12.5	
2	3.9	3.7	8.5	13.4	7.4	
3-4	0.0	4.2	7.3	8.1	5.0	
5+	2.0	5.8	9.8	9.3	6.8	
N of Valid	153	189	164	172	678	
N of Miss	118	61	36	38	253	

Table 250: About how many adults (over 21) have you known personally who in the past year have: done other things that could get them in trouble with the police, like stealing, selling stolen goods, mugging or assaulting others, etc.?






Response	6	8	10	12	Total	
0	84.2	66.1	60.4	56.6	66.4	
1	11.8	14.3	12.8	11.0	12.5	
2	2.0	5.3	7.9	10.4	6.5	
3-4	0.7	5.3	5.5	8.1	5.0	
5+	1.3	9.0	13.4	13.9	9.6	
N of Valid	152	189	164	173	678	
N of Miss	118	61	36	37	252	

Table 251: About how many adults (over 21) have you known personally who in the past year have: gotten drunk or high?






Response	6	8	10	12	Total	
0	61.8	34.9	26.8	20.8	35.4	
1	13.8	16.4	13.4	15.6	14.9	
2	10.5	13.8	11.6	10.4	11.7	
3-4	5.3	7.9	11.6	9.8	8.7	
5+	8.6	27.0	36.6	43.4	29.4	
N of Valid	152	189	164	173	678	
N of Miss	119	61	36	37	253	

Table 252: Have you seen or heard information about underage drinking in the past 12 months from the following sources? Radio



Response	6	8	10	12	Total	
No	46.7	40.7	44.7	48.6	45.0	
Yes	53.3	59.3	55.3	51.4	55.0	
N of Valid	152	189	161	173	675	
N of Miss	119	61	39	37	256	

Table 253: Have you seen or heard information about underage drinking in the past 12 months from the following sources? TV.



Response	6	8	10	12	Total	
No	21.4	23.0	23.6	24.4	23.1	
Yes	78.6	77.0	76.4	75.6	76.9	
N of Valid	154	187	161	172	674	
N of Miss	117	63	39	38	257	

Table 254: Have you seen or heard information about underage drinking in the past 12 months from the following sources? Print. This includes information on underage drinking you may have seen in the newspaper, on a billboard, in pamphlets, on stickers, etc.



Response	6	8	10	12	Total	
No	46.4	40.2	41.6	38.4	41.5	
Yes	53.6	59.8	58.4	61.6	58.5	
N of Valid	151	189	161	172	673	
N of Miss	120	61	39	38	258	

Table 255: Have you seen or heard information about underage drinking in the past 12 months from the following sources? Website or social media? (Facebook, Myspace, website, etc.)



Response	6	8	10	12	Total	
No	53.0	46.6	35.8	45.7	45.2	
Yes	47.0	53.4	64.2	54.3	54.8	
N of Valid	151	189	162	173	675	
N of Miss	120	61	38	37	256	

Table 256: The next questions ask about your opinions of the information you saw or heard. If you have seen or heard more than one ad, please think about your favorite ad when answering these questions. The information about underage drinking that I saw or heard was convincing.

Response	6	8	10	12	Total	
NO!	26.4	12.9	16.3	11.3	16.3	
no	9.0	18.8	26.3	26.2	20.4	
yes	26.4	32.8	33.1	41.1	33.6	
YES!	20.8	17.7	12.5	13.1	16.0	
I have not seen or heard any ads about underage drinking in the past 12 months.	17.4	17.7	11.9	8.3	13.8	
N of Valid	144	186	160	168	658	
N of Miss	127	64	40	42	273	

Table 257: The next questions ask about your opinions of the information you saw or heard. If you have seen or heard more than one ad, please think about your favorite ad when answering these questions. The information about underage drinking that I saw or heard grabbed my attention.

Response	6	8	10	12	Total	
NO!	19.7	11.4	16.4	11.3	14.4	
no	10.2	26.1	20.8	30.4	22.3	
yes	24.5	29.3	38.4	34.5	31.8	
YES!	25.9	14.7	14.5	16.1	17.5	
I have not seen or heard any ads about underage drinking in the past 12 months.	19.7	18.5	10.1	7.7	14.0	
N of Valid	147	184	159	168	658	
N of Miss	124	66	41	42	273	

Table 258: The next questions ask about your opinions of the information you saw or heard. If you have seen or heard more than one ad, please think about your favorite ad when answering these questions. The information about underage drinking that I saw or heard said something important to me.

Response	6	8	10	12	Total	
NO!	20.8	12.0	18.4	11.9	15.4	
no	9.7	31.0	27.2	36.3	26.8	
yes	25.0	26.1	31.6	31.0	28.4	
YES!	24.3	13.6	12.0	12.5	15.3	
I have not seen or heard any ads about underage drinking in the past 12 months.	20.1	17.4	10.8	8.3	14.1	
N of Valid	144	184	158	168	654	
N of Miss	127	66	42	42	277	

Table 259: The next questions ask about your opinions of the information you saw or heard. If you have seen or heard more than one ad, please think about your favorite ad when answering these questions. Seeing or hearing this information about underage drinking made me want to stop or decrease my drinking.










Response	6	8	10	12	Total	
NO!	23.4	13.3	18.4	15.7	17.2	
no	5.6	20.4	27.8	36.1	23.5	
yes	8.9	24.3	24.1	21.7	20.5	
YES!	25.8	16.0	14.6	15.7	17.5	
I have not seen or heard any ads about underage drinking in the past 12 months.	36.3	26.0	15.2	10.8	21.3	
N of Valid	124	181	158	166	629	
N of Miss	145	68	42	44	299	

Table 260: How honest were you in filling out this survey?

Response	6	8	10	12	Total	
I was very honest	81.6	74.1	77.6	81.4	78.5	
I was honest pretty much of the time	15.1	22.2	19.3	15.7	18.2	
I was honest some of the time	3.3	2.6	2.5	2.3	2.7	
I was honest once in a while	0.0	1.1	0.6	0.6	0.6	
I was not honest at all	0.0	0.0	0.0	0.0	0.0	
N of Valid	152	189	161	172	674	
N of Miss	119	60	39	38	256	