

# 2012 APNA

Arkansas Prevention Needs Assessment Student Survey



**Columbia County Tables**

Arkansas Department of Human Services  
**Division of Behavioral Health Services**  
**Prevention Services**

Conducted by International Survey Associates dba Pride Surveys



## Contents

1	INTRODUCTION	10
2	PERCENTAGE TABLES	15

## List of Tables

1	Sex	16
2	Age	16
3	Are you Hispanic or Latino?	16
4	What is your race? Black or African American	17
5	What is your race? Asian	17
6	What is your race? American Indian	17
7	What is your race? Alaska Native	17
8	What is your race? White	18
9	What is your race? Native Hawaiian or Other Pacific Islander	18
10	What is your race? Other	18
11	What is the highest level of schooling completed by your mother or father?	19
12	Think of where you live most of the time. Which of the following people live there with you? Mother	19
13	Think of where you live most of the time. Which of the following people live there with you? Stepmother	19
14	Think of where you live most of the time. Which of the following people live there with you? Foster Mother	20
15	Think of where you live most of the time. Which of the following people live there with you? Grandmother	20
16	Think of where you live most of the time. Which of the following people live there with you? Aunt	20
17	Think of where you live most of the time. Which of the following people live there with you? Father	20
18	Think of where you live most of the time. Which of the following people live there with you? Stepfather	21
19	Think of where you live most of the time. Which of the following people live there with you? Foster Father	21
20	Think of where you live most of the time. Which of the following people live there with you? Grandfather	21
21	Think of where you live most of the time. Which of the following people live there with you? Uncle	21
22	Think of where you live most of the time. Which of the following people live there with you? Other Adults	22
23	Think of where you live most of the time. Which of the following people live there with you? Brother(s)	22
24	Think of where you live most of the time. Which of the following people live there with you? Stepbrother(s)	22
25	Think of where you live most of the time. Which of the following people live there with you? Sister(s)	22
26	Think of where you live most of the time. Which of the following people live there with you? Stepsister(s)	23

27	Think of where you live most of the time. Which of the following people live there with you? Other Children . . . . .	23
28	In my school, students have lots of chances to help decide things like class activities and rules. . . . .	23
29	Teachers ask me to work on special classroom projects. . . . .	23
30	My teacher(s) notices when I am doing a good job and lets me know about it. . . . .	24
31	There are lots of chances for students in my school to get involved in sports, clubs, and other school activities outside of class. . . . .	24
32	There are lots of chances for students in my school to talk with a teacher one-on-one. . . . .	24
33	I feel safe at my school. . . . .	25
34	The school lets my parents know when I have done something well. . . . .	25
35	My teachers praise me when I work hard in school. . . . .	25
36	Are your school grades better than the grades of most students in your class? . . . . .	26
37	I have lots of chances to be part of class discussions or activities. . . . .	26
38	Now thinking back over the past year in school, how often did you: enjoy being in school? . . . . .	26
39	Now thinking back over the past year in school, how often did you: hate being in school? . . . . .	27
40	Now thinking back over the past year in school, how often did you: try to do your best work in school? . . . . .	27
41	How often do you feel that the school work you are assigned is meaningful and important? . . . . .	27
42	Putting them all together, what were your grades like last year? . . . . .	28
43	How important do you think the things you are learning in school are going to be for your later life? . . . . .	28
44	How interesting are most of your courses to you? . . . . .	28
45	During the LAST FOUR WEEKS how many whole days of school have you missed because you skipped or 'cut'? . . . . .	29
46	What are the chances you would be seen as cool if you: smoked cigarettes? . . . . .	29
47	What are the chances you would be seen as cool if you: worked hard at school? . . . . .	29
48	What are the chances you would be seen as cool if you: began drinking alcoholic beverages regularly, that is, at least once or twice a month? . . . . .	30
49	What are the chances you would be seen as cool if you: defended someone who was being verbally abused at school? . . . . .	30
50	What are the chances you would be seen as cool if you: smoked marijuana? . . . . .	30
51	What are the chances you would be seen as cool if you: carried a handgun? . . . . .	31

52	Think of your four best friends (the friends you feel closest to). In the past year (12 months), how many of your best friends have: participated in clubs, organizations or activities at school? . . . . .	31
53	Think of your four best friends (the friends you feel closest to). In the past year (12 months), how many of your best friends have: smoked cigarettes? . . . . .	31
54	Think of your four best friends (the friends you feel closest to). In the past year (12 months), how many of your best friends have: tried beer, wine or hard liquor (for example, vodka, whiskey, or gin) when their parents didn't know about it? . . . . .	32
55	Think of your four best friends (the friends you feel closest to). In the past year (12 months), how many of your best friends have: made a commitment to stay drug-free? . . . . .	32
56	Think of your four best friends (the friends you feel closest to). In the past year (12 months), how many of your best friends have: used marijuana? . . . . .	32
57	Think of your four best friends (the friends you feel closest to). In the past year (12 months), how many of your best friends have: used prescription drugs or non-prescription drugs for the purposes of getting high? . . . . .	33
58	Think of your four best friends (the friends you feel closest to). In the past year (12 months), how many of your best friends have: used synthetic marijuana (K2, spice) or bath salts? . . . . .	33
59	Think of your four best friends (the friends you feel closest to). In the past year (12 months), how many of your best friends have: used LSD, cocaine, amphetamines, or other illegal drugs? . . . . .	33
60	Think of your four best friends (the friends you feel closest to). In the past year (12 months), how many of your best friends have: tried to do well in school? . . . . .	34
61	Think of your four best friends (the friends you feel closest to). In the past year (12 months), how many of your best friends have: been suspended from school? . . . . .	34
62	Think of your four best friends (the friends you feel closest to). In the past year (12 months), how many of your best friends have: liked school? . . . . .	34
63	Think of your four best friends (the friends you feel closest to). In the past year (12 months), how many of your best friends have: carried a handgun? . . . . .	35
64	Think of your four best friends (the friends you feel closest to). In the past year (12 months), how many of your best friends have: sold illegal drugs? . . . . .	35
65	Think of your four best friends (the friends you feel closest to). In the past year (12 months), how many of your best friends have: regularly attended religious services? . . . . .	35

66	Think of your four best friends (the friends you feel closest to). In the past year (12 months), how many of your best friends have: stolen or tried to steal a motor vehicle such as a car or motorcycle?	36
67	Think of your four best friends (the friends you feel closest to). In the past year (12 months), how many of your best friends have: been arrested?	36
68	Think of your four best friends (the friends you feel closest to). In the past year (12 months), how many of your best friends have: dropped out of school?	36
69	Think of your four best friends (the friends you feel closest to). In the past year (12 months), how many of your best friends have: been members of a gang?	37
70	How old were you when you first: smoked marijuana?	37
71	How old were you when you first: smoked a cigarette, even just a puff?	38
72	How old were you when you first: had more than a sip or two of beer, wine or hard liquor (for example, vodka, whiskey, or gin)?	38
73	How old were you when you first: began drinking alcoholic beverages regularly, that is, at least once or twice a month?	39
74	How old were you when you first: used Daztrex?	39
75	How old were you when you first: got suspended from school?	40
76	How old were you when you first: got arrested?	40
77	How old were you when you first: carried a handgun?	41
78	How old were you when you first: attacked someone with the idea of seriously hurting them?	41
79	How old were you when you first: belonged to a gang?	42
80	How wrong do you think it is for someone your age to: take a handgun to school?	42
81	How wrong do you think it is for someone your age to: steal anything worth more than \$5?	42
82	How wrong do you think it is for someone your age to: pick a fight with someone?	43
83	How wrong do you think it is for someone your age to: attack someone with the idea of seriously hurting them?	43
84	How wrong do you think it is for someone your age to: stay away from school all day when their parents think they are at school?	43
85	How wrong do you think it is for someone your age to: drink beer, wine or hard liquor (for example, vodka, whiskey, or gin) regularly?	44
86	How wrong do you think it is for someone your age to: smoke cigarettes?	44
87	How wrong do you think it is for someone your age to: smoke marijuana?	44
88	How wrong do you think it is for someone your age to: use prescription drugs or non-prescription drugs for the purpose of getting high?	45

89	How wrong do you think it is for someone your age to: use synthetic marijuana (K2, spice) or bath salts?	45
90	How wrong do you think it is for someone your age to: use LSD, cocaine, amphetamines or another illegal drug?	45
91	At school during the past 12 months, did you receive help from the resource teacher, speech therapist or other special education teacher?	46
92	How many times in the past year (12 months) have you: been suspended from school?	46
93	How many times in the past year (12 months) have you: carried a handgun?	46
94	How many times in the past year (12 months) have you: sold illegal drugs?	47
95	How many times in the past year (12 months) have you: stolen or tried to steal a motor vehicle such as a car or motorcycle?	47
96	How many times in the past year (12 months) have you: participated in clubs, organizations or activities at school?	48
97	How many times in the past year (12 months) have you: been arrested?	48
98	How many times in the past year (12 months) have you: attacked someone with the idea of seriously hurting them?	49
99	How many times in the past year (12 months) have you: been drunk or high at school?	49
100	How many times in the past year (12 months) have you: taken a handgun to school?	50
101	Are you currently on probation, or assigned a probation officer with Juvenile Court?	50
102	Have you ever belonged to a gang?	50
103	If you have ever belonged to a gang, did that gang have a name?	51
104	You are at a party at someone's house, and one of your friends offers you a drink containing alcohol. What would you say or do?	51
105	How often do you attend religious services or activities?	51
106	I think sometimes it's okay to cheat at school.	52
107	It is important to think before you act.	52
108	Sometimes I think that life is not worth it.	52
109	At times I think I am no good at all.	53
110	All in all, I am inclined to think that I am a failure.	53
111	In the past year, have you felt depressed or sad MOST days, even if you felt okay sometimes?	53
112	It is all right to beat up people if they start the fight.	54
113	I think it is okay to take something without asking if you can get away with it.	54
114	Where do you get the most information about living a drug and alcohol free life? Parents/guardians	54
115	Where do you get the most information about living a drug and alcohol free life? Friends	55

116	Where do you get the most information about living a drug and alcohol free life? Family members . . . . .	55
117	Where do you get the most information about living a drug and alcohol free life? School . . . . .	55
118	Where do you get the most information about living a drug and alcohol free life? Internet . . . . .	56
119	Where do you get the most information about living a drug and alcohol free life? TV . . . . .	56
120	Where do you get the most information about living a drug and alcohol free life? Social media . . . . .	56
121	How much do you think people risk harming themselves (physically or in other ways) if they: smoked one or more packs of cigarettes per day? . . . . .	57
122	How much do you think people risk harming themselves (physically or in other ways) if they: try marijuana once or twice? . . . . .	57
123	How much do you think people risk harming themselves (physically or in other ways) if they: smoke marijuana once or twice a week? . . . . .	57
124	How much do you think people risk harming themselves (physically or in other ways) if they: take one or two drinks of an alcoholic beverage (beer, wine, liquor) nearly every day? . . . . .	58
125	How much do you think people risk harming themselves (physically or in other ways) if they: have five or more drinks of an alcoholic beverage once or twice each weekend? . . . . .	58
126	How much do you think people risk harming themselves (physically or in other ways) if they: use prescription drugs that are not prescribed to them? . . . . .	58
127	How much do you think people risk harming themselves (physically or in other ways) if they: use non-prescription drugs to get high? . . . . .	59
128	Have you ever used smokeless tobacco (chew, snuff, plug, dipping tobacco, or chewing tobacco)? . . . . .	59
129	How often have you taken smokeless tobacco during the past 30 days? . . . . .	59
130	Have you ever smoked cigarettes? . . . . .	60
131	How frequently have you smoked cigarettes during the past 30 days? . . . . .	60
132	Which statement best describes rules about smoking inside your home? . . . . .	60
133	Which statement best describes rules about smoking in your family cars? . . . . .	61
134	During this school year, were you taught in any of your classes about the dangers of tobacco use? . . . . .	61
135	During the past 12 months, have you participated in any community activities to discourage people your age from using cigarettes, chewing tobacco, snuff, dip or cigars? . . . . .	61
136	Think back over the last two weeks. How many times have you had five or more alcoholic drinks in a row? . . . . .	62

137	During the past 30 days, how many times did you ride in a car or other vehicle driven by someone who had been drinking alcohol or using drugs to get high? . . . . .	62
138	During the past 30 days, how many times did you drive a car or other vehicle when you had been drinking alcohol or using drugs to get high? . . . . .	62
139	If you drank alcohol (not just a sip or taste) in the past year, how did you usually get it? . . . . .	63
140	If you drank alcohol (not just a sip or taste) in the past year, where did you usually drink it? . . . . .	63
141	How do you feel about someone your age having one or two drinks of an alcoholic beverage nearly every day? . . . . .	64
142	On how many occasions have you had alcoholic beverages (beer, wine or hard liquor) to drink in your lifetime - more than just a few sips? . . . . .	64
143	On how many occasions have you drunk one of more drinks of an alcoholic beverage during the past 30 days? . . . . .	64
144	On how many occasions have you used marijuana (grass, pot) or hashish (hash, hash oil) in your lifetime? . . . . .	65
145	On how many occasions have you used marijuana (grass, pot) or hashish (hash, hash oil) during the past 30 days? . . . . .	65
146	On how many occasions have you used LSD or other psychedelics in your lifetime? . . . . .	65
147	On how many occasions have you used LSD or other psychedelics during the past 30 days? . . . . .	66
148	On how many occasions have you used cocaine or crack in your lifetime? . . . . .	66
149	On how many occasions have you used cocaine or crack during the past 30 days? . . . . .	66
150	On how many occasions have you sniffed glue, breathed the contents of an aerosol spray can, or inhaled other gases or sprays, in order to get high in your lifetime? . . . . .	67
151	On how many occasions have you sniffed glue, breathed the contents of an aerosol spray can, or inhaled other gases or sprays, in order to get high during the past 30 days? . . . . .	67
152	On how many occasions have you used Daztrex in your lifetime? . . . . .	68
153	On how many occasions have you used Daztrex during the past 30 days? . . . . .	68
154	On how many occasions have you used synthetic marijuana in your lifetime? . . . . .	68
155	On how many occasions have you used synthetic marijuana during the past 30 days? . . . . .	69
156	On how many occasions have you used methamphetamines (meth, speed, crank, crystal meth) in your lifetime? . . . . .	69

157	On how many occasions have you used methamphetamines (meth, speed, crank, crystal meth) in the past 30 days? . . . . .	69
158	On how many occasions have you used other chemical products (bath salts, plant food, etc.) in your lifetime? . . . . .	70
159	On how many occasions have you used other chemical products (bath salts, plant food, etc.) during the past 30 days? . . . . .	70
160	On how many occasions have you used heroin or other opiates in your lifetime? . . . . .	70
161	On how many occasions have you used heroin or other opiates during the past 30 days? . . . . .	71
162	On how many occasions have you used MDMA ('X', 'E', or ecstasy) in your lifetime? . . . . .	71
163	On how many occasions have you used MDMA ('X', 'E', or ecstasy) during the past 30 days? . . . . .	71
164	On how many occasions have you taken prescription drugs (such as Valium, Xanax, Ritalin, Adderall, OxyContin, Darvocet, or sleeping pills) not prescribed to you in your lifetime? . . . . .	72
165	On how many occasions have you taken prescription drugs (such as Valium, Xanax, Ritalin, Adderall, OxyContin, Darvocet, or sleeping pills) not prescribed to you during the past 30 days? . . . . .	72
166	On how many occasions have you taken non-prescription medicines such as diet pills (for example, Dietac, Dexatrim or Prolamine), stay-awake pills (for example No-Doz, Vivarin, or Wake), or cough or cold medicines (robos, DXM, etc.) to get high in your lifetime? . . . . .	73
167	On how many occasions have you taken non-prescription medicines such as diet pills (for example, Dietac, Dexatrim or Prolamine), stay-awake pills (for example No-Doz, Vivarin, or Wake), or cough or cold medicines (robos, DXM, etc.) to get high during the past 30 days? . . . . .	73
168	On how many occasions have you been drunk or very high from drinking alcoholic beverages during the past 30 days? . . . . .	74
169	On how many occasions have you drunk flavored alcoholic beverages, sometimes called 'alcopops' (like Mike's Hard Lemonade, Smirnoff Ice, Bacardi Breezers, etc.) in your lifetime? . . . . .	74
170	On how many occasions have you drunk flavored alcoholic beverages, sometimes called 'alcopops' (like Mike's Hard Lemonade, Smirnoff Ice, Bacardi Breezers, etc.) during the past 30 days? . . . . .	75
171	If you used prescription drugs or over the counter drugs without a doctor telling you to use it or for the purpose of getting high, where did you get these drugs? . . . . .	75
172	During the last month, about how many marijuana cigarettes, or the equivalent, did you smoke a day, on the average? . . . . .	76
173	How wrong do your friends feel it would be for YOU to: drink alcohol? . . . . .	76
174	How wrong do your friends feel it would be for YOU to: smoke tobacco? . . . . .	76

175	How wrong do your friends feel it would be for YOU to: smoke marijuana? . . . . .	77
176	How wrong do your friends feel it would be for YOU to: use prescription drugs not prescribed to you . . . . .	77
177	How wrong would most adults (over 21) in your neighborhood think it is for kids your age: to use marijuana? . . . . .	77
178	How wrong would most adults (over 21) in your neighborhood think it is for kids your age: to drink alcohol? . . . . .	78
179	How wrong would most adults (over 21) in your neighborhood think it is for kids your age: to smoke cigarettes? . . . . .	78
180	How much do each of the following statements describe your neighborhood? crime and/or drug selling . . . . .	78
181	How much do each of the following statements describe your neighborhood? fights . . . . .	79
182	How much do each of the following statements describe your neighborhood? lots of empty or abandoned buildings . . . . .	79
183	How much do each of the following statements describe your neighborhood? lots of graffiti . . . . .	79
184	I feel safe in my neighborhood. . . . .	80
185	If a kid smoked marijuana in your neighborhood would he or she be caught by the police? . . . . .	80
186	If a kid drank some beer, wine or hard liquor (for example, vodka, whiskey, or gin) in your neighborhood would he or she be caught by the police? . . . . .	80
187	If a kid carried a handgun in your neighborhood would he or she be caught by the police? . . . . .	81
188	If you wanted to get some cigarettes, how easy would it be for you to get some? . . . . .	81
189	If you wanted to get some beer, wine or hard liquor (for example, vodka, whiskey, or gin), how easy would it be for you to get some? . . . . .	81
190	If you wanted to get a drug like cocaine, LSD, or amphetamines, how easy would it be for you to get some? . . . . .	82
191	If you wanted to get a handgun, how easy would it be for you to get one? . . . . .	82
192	If you wanted to get some marijuana, how easy would it be for you to get some? . . . . .	82
193	If you wanted to get prescription drugs for the purpose of getting high, how easy would it be for you to get some? . . . . .	83
194	If you wanted to get synthetic marijuana such as K2 or chemical products such as bath salts to get high, how easy would it be for you to get some? . . . . .	83
195	If you wanted to get steroids to enhance athletic performance, how easy would it be for you to get some? . . . . .	83



196	During the past 12 months, have you participated in any alcohol prevention programs or seen any alcohol prevention messages in your school or community? Yes, a school-based program focused on preventing underage drinking and/or drinking and driving. . . .	84
197	During the past 12 months, have you participated in any alcohol prevention programs or seen any alcohol prevention messages in your school or community? Yes, a community-based program focused on preventing underage drinking and/or drinking and driving (for example, through your church or temple or through youth groups like Boys and Girls Club or 4-H). . . .	84
198	During the past 12 months, have you participated in any alcohol prevention programs or seen any alcohol prevention messages in your school or community? Yes, a media campaign addressing underage drinking and/or drinking and driving (for example, newspaper ads, posters, pamphlets, radio, TV). . . .	84
199	During the past 12 months, have you participated in any alcohol prevention programs or seen any alcohol prevention messages in your school or community? No . . . .	84
200	How wrong do your parents feel it would be for YOU to: drink beer, wine or hard liquor (for example, vodka, whiskey or gin) regularly? .	85
201	How wrong do your parents feel it would be for YOU to: smoke tobacco? . . . .	85
202	How wrong do your parents feel it would be for YOU to: smoke marijuana? . . . .	85
203	How wrong do your parents feel it would be for YOU to: use prescription drugs not prescribed to you? . . . .	86
204	How wrong do your parents feel it would be for YOU to: steal something worth more than \$5? . . . .	86
205	How wrong do your parents feel it would be for YOU to: draw graffiti, write things, or draw pictures on buildings or other property (without the owner's permission)? . . . .	86
206	How wrong do your parents feel it would be for YOU to: pick a fight with someone? . . . .	87
207	During the past 12 months, have you talked with at least one of your parents about the dangers of underage drinking and/or drinking and driving? By parents, we mean either your biological parents, adoptive parents, stepparents, or adult guardians - whether or not they live with you. . . .	87
208	The rules in my family are clear. . . .	87
209	People in my family often insult or yell at each other. . . .	88
210	When I am not at home, one of my parents knows where I am and who I am with. . . .	88
211	We argue about the same things in my family over and over. . . .	88

212	If you drank some beer or wine or liquor (for example, vodka, whiskey, or gin) without your parents' permission, would you be caught by your parents? . . . .	89
213	My family has clear rules about alcohol and drug use. . . .	89
214	If you carried a handgun without your parents' permission, would you be caught by your parents? . . . .	89
215	If you skipped school would you be caught by your parents? . . . .	90
216	My parents ask if I've gotten my homework done. . . .	90
217	People in my family have serious arguments. . . .	90
218	Would your parents know if you did not come home on time? . . . .	91
219	Have any of your brothers or sisters ever: drunk beer, wine or hard liquor (for example, vodka, whiskey or gin)? . . . .	91
220	Have any of your brothers or sisters ever: smoked marijuana? . . . .	91
221	Have any of your brothers or sisters ever: smoked cigarettes? . . . .	91
222	Have any of your brothers or sisters ever: taken a handgun to school? .	92
223	Have any of your brothers or sisters ever: been suspended or expelled from school? . . . .	92
224	Have you changed homes in the past year (the last 12 months)? . . .	92
225	How many times have you changed homes since kindergarten? . . . .	92
226	Have you changed schools (including changing from elementary to middle and middle to high school) in the past year? . . . .	93
227	How many times have you changed schools since kindergarten (including changing from elementary to middle and middle to high school)? . . . .	93
228	Has anyone in your family ever had severe alcohol or drug problems? .	93
229	About how many adults (over 21) have you known personally who in the past year have: used marijuana, crack, cocaine, or other drugs? .	94
230	About how many adults (over 21) have you known personally who in the past year have: sold or dealt drugs? . . . .	94
231	About how many adults (over 21) have you known personally who in the past year have: done other things that could get them in trouble with the police, like stealing, selling stolen goods, mugging or assaulting others, etc.? . . . .	94
232	About how many adults (over 21) have you known personally who in the past year have: gotten drunk or high? . . . .	95
233	Have you seen or heard information about underage drinking in the past 12 months from the following sources? Radio . . . .	95
234	Have you seen or heard information about underage drinking in the past 12 months from the following sources? TV. . . .	95
235	Have you seen or heard information about underage drinking in the past 12 months from the following sources? Print. This includes information on underage drinking you may have seen in the newspaper, on a billboard, in pamphlets, on stickers, etc. . . .	95



236	Have you seen or heard information about underage drinking in the past 12 months from the following sources? Website or social media? (Facebook, Myspace, website, etc.) . . . . .	96
237	The next questions ask about your opinions of the information you saw or heard. If you have seen or heard more than one ad, please think about your favorite ad when answering these questions. The information about underage drinking that I saw or heard was convincing. . . . .	96
238	The next questions ask about your opinions of the information you saw or heard. If you have seen or heard more than one ad, please think about your favorite ad when answering these questions. The information about underage drinking that I saw or heard grabbed my attention. . . . .	96
239	The next questions ask about your opinions of the information you saw or heard. If you have seen or heard more than one ad, please think about your favorite ad when answering these questions. The information about underage drinking that I saw or heard said something important to me. . . . .	97
240	The next questions ask about your opinions of the information you saw or heard. If you have seen or heard more than one ad, please think about your favorite ad when answering these questions. Seeing or hearing this information about underage drinking made me want to stop or decrease my drinking. . . . .	97
241	How honest were you in filling out this survey? . . . . .	97

## List of Figures

1	Grade Chart . . . . .	11
2	Gender Chart . . . . .	12
3	Age Chart . . . . .	13
4	Ethnic Origin Chart . . . . .	14

# 1 INTRODUCTION

This report was generated from data collected on the *2012 Arkansas Prevention Needs Assessment Student Survey*. This report contains basic frequency tables of all data collected and graphs on the selected demographic variables of grade, gender, age and ethnic origin. The graph on ethnic origin is represented as a bar chart rather than as a pie chart. This is because students were allowed to mark more than one response for ethnic origin as opposed to being allowed to mark only one response. The bars represent the percent of students who marked each of the ethnic categories.

Questions regarding the information found in this report can be directed to:

**Pride Surveys**

160 Vanderbilt Court  
Bowling Green, KY 42103  
1-800-279-6361  
[www.pridesurveys.com](http://www.pridesurveys.com)

# Grade Chart

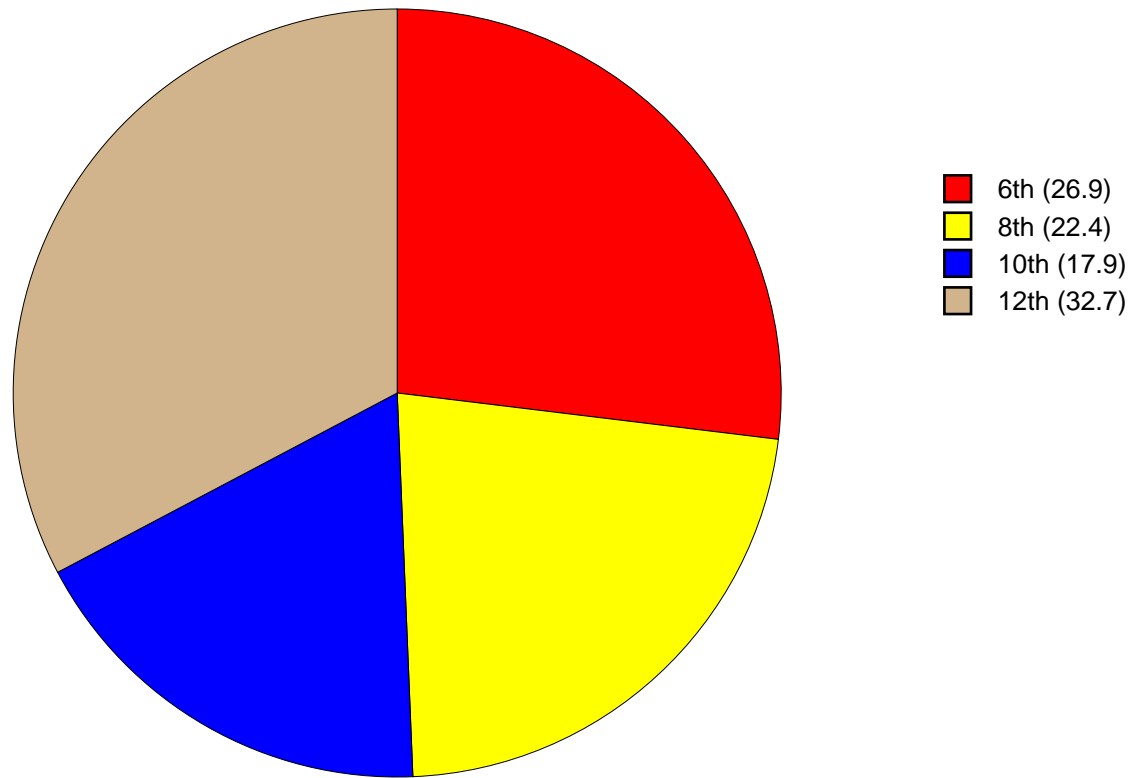


Figure 1: Grade Chart

## Gender Chart

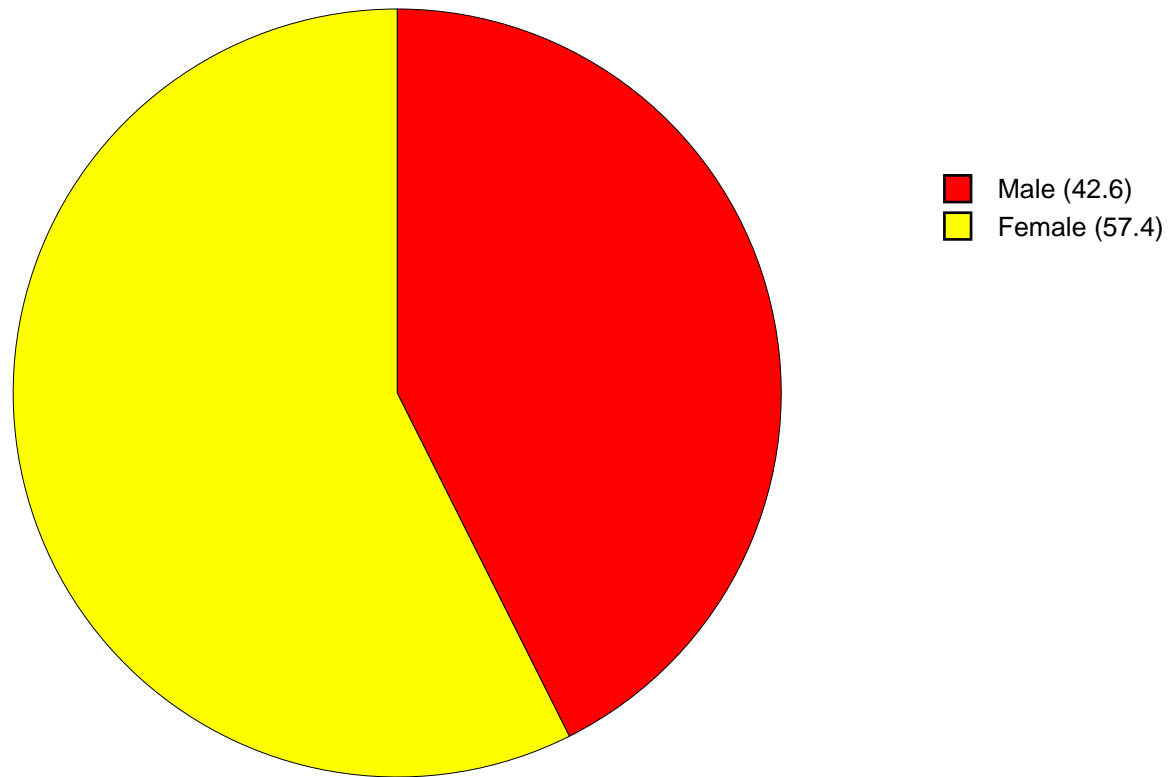


Figure 2: Gender Chart

# Age Chart

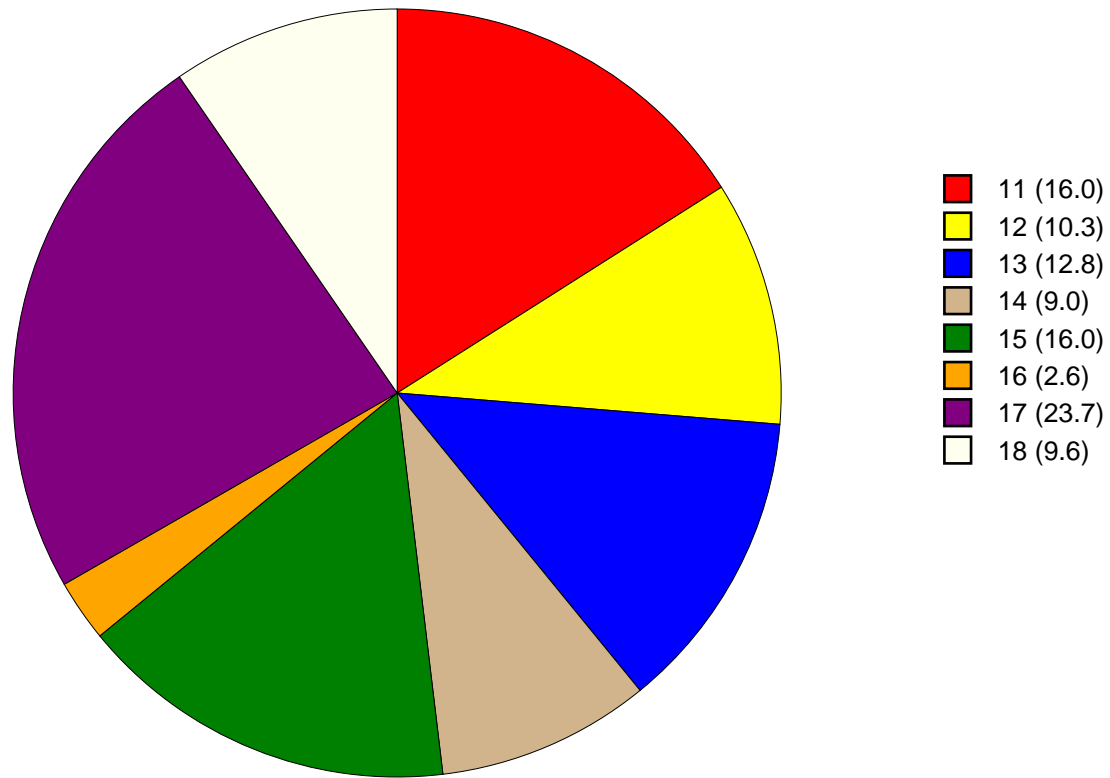


Figure 3: Age Chart

# Ethnic Origin Chart

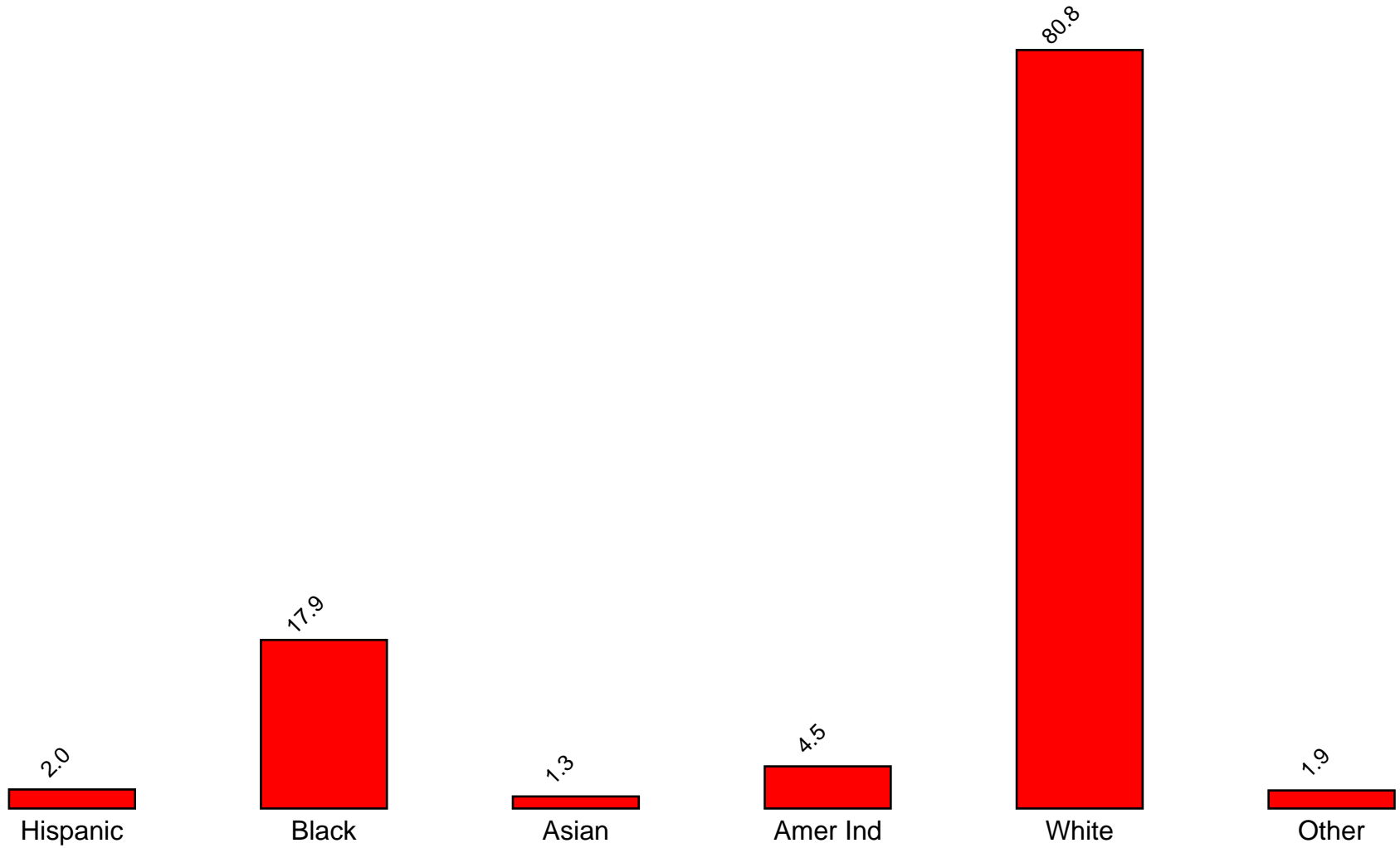


Figure 4: Ethnic Origin Chart

## 2 PERCENTAGE TABLES

The following tables contain frequency distribution detailing how your students responded to each question on the survey. The tables appear in the same order as the questions on the survey. The tables include breakdowns by grade level as well as overall percentages. The *N of Valid* row is a frequency count of the number of valid responses to each question for each grade and overall. The *N of Miss* row is a frequency count of the number of invalid (marked more than one response) or missing (i.e. did not respond) responses to each question for each grade and overall.

For the questions that allowed more than one response (i.e. race, live with, etc.) each response becomes a separate table. If a student did not mark the response, that was counted as a NO response, and if they did mark the response, that was counted as a YES response. Since a non response is a valid response for these questions, the *N of Miss* will always be zero for these questions.



Table 1: Sex



Response	6	8	10	12	Total	
Male	41.5	48.6	35.7	43.1	42.6	
Female	58.5	51.4	64.3	56.9	57.4	
N of Valid	41	35	28	51	155	
N of Miss	1	0	0	0	1	

Table 2: Age









Response	6	8	10	12	Total	
10 or younger	0.0	0.0	0.0	0.0	0.0	
11	59.5	0.0	0.0	0.0	16.0	
12	38.1	0.0	0.0	0.0	10.3	
13	2.4	54.3	0.0	0.0	12.8	
14	0.0	40.0	0.0	0.0	9.0	
15	0.0	5.7	82.1	0.0	16.0	
16	0.0	0.0	14.3	0.0	2.6	
17	0.0	0.0	3.6	70.6	23.7	
18	0.0	0.0	0.0	29.4	9.6	
19 or older	0.0	0.0	0.0	0.0	0.0	
N of Valid	42	35	28	51	156	
N of Miss	0	0	0	0	0	

Table 3: Are you Hispanic or Latino?



Response	6	8	10	12	Total	
No	100.0	96.9	92.9	100.0	98.0	
Yes	0.0	3.1	7.1	0.0	2.0	
N of Valid	38	32	28	50	148	
N of Miss	4	3	0	1	8	

Table 4: What is your race? Black or African American



Response	6	8	10	12	Total	
No	90.5	85.7	78.6	74.5	82.1	
Yes	9.5	14.3	21.4	25.5	17.9	
N of Valid	42	35	28	51	156	
N of Miss	0	0	0	0	0	

Table 5: What is your race? Asian



Response	6	8	10	12	Total	
No	100.0	100.0	96.4	98.0	98.7	
Yes	0.0	0.0	3.6	2.0	1.3	
N of Valid	42	35	28	51	156	
N of Miss	0	0	0	0	0	

Table 6: What is your race? American Indian



Response	6	8	10	12	Total	
No	95.2	91.4	92.9	100.0	95.5	
Yes	4.8	8.6	7.1	0.0	4.5	
N of Valid	42	35	28	51	156	
N of Miss	0	0	0	0	0	

Table 7: What is your race? Alaska Native


Response	6	8	10	12	Total	
No	100.0	100.0	100.0	100.0	100.0	
Yes	0.0	0.0	0.0	0.0	0.0	
N of Valid	42	35	28	51	156	
N of Miss	0	0	0	0	0	

Table 8: What is your race? White



Response	6	8	10	12	Total	
No	9.5	11.4	32.1	25.5	19.2	
Yes	90.5	88.6	67.9	74.5	80.8	
N of Valid	42	35	28	51	156	
N of Miss	0	0	0	0	0	

Table 9: What is your race? Native Hawaiian or Other Pacific Islander


Response	6	8	10	12	Total	
No	100.0	100.0	100.0	100.0	100.0	
Yes	0.0	0.0	0.0	0.0	0.0	
N of Valid	42	35	28	51	156	
N of Miss	0	0	0	0	0	

Table 10: What is your race? Other



Response	6	8	10	12	Total	
No	100.0	100.0	92.9	98.0	98.1	
Yes	0.0	0.0	7.1	2.0	1.9	
N of Valid	42	35	28	51	156	
N of Miss	0	0	0	0	0	

Table 11: What is the highest level of schooling completed by your mother or father?









Response	6	8	10	12	Total	
Completed grade school or less	5.7	2.9	0.0	0.0	2.1	
Some high school	11.4	2.9	0.0	8.0	6.2	
Completed high school	11.4	11.4	20.0	24.0	17.2	
Some college	11.4	25.7	28.0	20.0	20.7	
Completed college	37.1	25.7	36.0	30.0	31.7	
Graduate or professional school after college	5.7	14.3	4.0	10.0	9.0	
Don't know	17.1	17.1	8.0	8.0	12.4	
Does not apply	0.0	0.0	4.0	0.0	0.7	
N of Valid	35	35	25	50	145	
N of Miss	7	0	3	1	11	

Table 12: Think of where you live most of the time. Which of the following people live there with you? Mother



Response	6	8	10	12	Total	
No	19.0	17.1	14.3	13.7	16.0	
Yes	81.0	82.9	85.7	86.3	84.0	
N of Valid	42	35	28	51	156	
N of Miss	0	0	0	0	0	

Table 13: Think of where you live most of the time. Which of the following people live there with you? Stepmother



Response	6	8	10	12	Total	
No	90.5	94.3	89.3	92.2	91.7	
Yes	9.5	5.7	10.7	7.8	8.3	
N of Valid	42	35	28	51	156	
N of Miss	0	0	0	0	0	

Table 14: Think of where you live most of the time. Which of the following people live there with you? Foster Mother


Response	6	8	10	12	Total	
No	100.0	100.0	100.0	100.0	100.0	
Yes	0.0	0.0	0.0	0.0	0.0	
N of Valid	42	35	28	51	156	
N of Miss	0	0	0	0	0	

Table 15: Think of where you live most of the time. Which of the following people live there with you? Grandmother



Response	6	8	10	12	Total	
No	95.2	88.6	92.9	94.1	92.9	
Yes	4.8	11.4	7.1	5.9	7.1	
N of Valid	42	35	28	51	156	
N of Miss	0	0	0	0	0	

Table 16: Think of where you live most of the time. Which of the following people live there with you? Aunt



Response	6	8	10	12	Total	
No	95.2	97.1	100.0	96.1	96.8	
Yes	4.8	2.9	0.0	3.9	3.2	
N of Valid	42	35	28	51	156	
N of Miss	0	0	0	0	0	

Table 17: Think of where you live most of the time. Which of the following people live there with you? Father



Response	6	8	10	12	Total	
No	54.8	28.6	50.0	43.1	44.2	
Yes	45.2	71.4	50.0	56.9	55.8	
N of Valid	42	35	28	51	156	
N of Miss	0	0	0	0	0	

Table 18: Think of where you live most of the time. Which of the following people live there with you? Stepfather



Response	6	8	10	12	Total	
No	78.6	85.7	82.1	80.4	81.4	
Yes	21.4	14.3	17.9	19.6	18.6	
N of Valid	42	35	28	51	156	
N of Miss	0	0	0	0	0	

Table 19: Think of where you live most of the time. Which of the following people live there with you? Foster Father


Response	6	8	10	12	Total	
No	100.0	100.0	100.0	100.0	100.0	
Yes	0.0	0.0	0.0	0.0	0.0	
N of Valid	42	35	28	51	156	
N of Miss	0	0	0	0	0	

Table 20: Think of where you live most of the time. Which of the following people live there with you? Grandfather



Response	6	8	10	12	Total	
No	95.2	88.6	96.4	100.0	95.5	
Yes	4.8	11.4	3.6	0.0	4.5	
N of Valid	42	35	28	51	156	
N of Miss	0	0	0	0	0	

Table 21: Think of where you live most of the time. Which of the following people live there with you? Uncle



Response	6	8	10	12	Total	
No	95.2	100.0	96.4	94.1	96.2	
Yes	4.8	0.0	3.6	5.9	3.8	
N of Valid	42	35	28	51	156	
N of Miss	0	0	0	0	0	

Table 22: Think of where you live most of the time. Which of the following people live there with you? Other Adults



Response	6	8	10	12	Total	
No	100.0	100.0	96.4	100.0	99.4	
Yes	0.0	0.0	3.6	0.0	0.6	
N of Valid	42	35	28	51	156	
N of Miss	0	0	0	0	0	

Table 23: Think of where you live most of the time. Which of the following people live there with you? Brother(s)



Response	6	8	10	12	Total	
No	71.4	57.1	60.7	64.7	64.1	
Yes	28.6	42.9	39.3	35.3	35.9	
N of Valid	42	35	28	51	156	
N of Miss	0	0	0	0	0	

Table 24: Think of where you live most of the time. Which of the following people live there with you? Stepbrother(s)



Response	6	8	10	12	Total	
No	90.5	97.1	92.9	96.1	94.2	
Yes	9.5	2.9	7.1	3.9	5.8	
N of Valid	42	35	28	51	156	
N of Miss	0	0	0	0	0	

Table 25: Think of where you live most of the time. Which of the following people live there with you? Sister(s)



Response	6	8	10	12	Total	
No	57.1	60.0	57.1	62.7	59.6	
Yes	42.9	40.0	42.9	37.3	40.4	
N of Valid	42	35	28	51	156	
N of Miss	0	0	0	0	0	



Table 26: Think of where you live most of the time. Which of the following people live there with you? Stepsister(s)



Response	6	8	10	12	Total	
No	88.1	100.0	89.3	90.2	91.7	
Yes	11.9	0.0	10.7	9.8	8.3	
N of Valid	42	35	28	51	156	
N of Miss	0	0	0	0	0	

Table 27: Think of where you live most of the time. Which of the following people live there with you? Other Children



Response	6	8	10	12	Total	
No	100.0	100.0	96.4	94.1	97.4	
Yes	0.0	0.0	3.6	5.9	2.6	
N of Valid	42	35	28	51	156	
N of Miss	0	0	0	0	0	

Table 28: In my school, students have lots of chances to help decide things like class activities and rules.





Response	6	8	10	12	Total	
NO!	26.2	2.9	7.1	21.6	16.1	
no	31.0	55.9	35.7	19.6	33.5	
yes	42.9	41.2	46.4	39.2	41.9	
YES!	0.0	0.0	10.7	19.6	8.4	
N of Valid	42	34	28	51	155	
N of Miss	0	1	0	0	1	

Table 29: Teachers ask me to work on special classroom projects.





Response	6	8	10	12	Total	
NO!	16.7	2.9	7.1	2.0	7.1	
no	19.0	40.0	39.3	26.0	29.7	
yes	38.1	51.4	46.4	56.0	48.4	
YES!	26.2	5.7	7.1	16.0	14.8	
N of Valid	42	35	28	50	155	
N of Miss	0	0	0	1	1	

Table 30: My teacher(s) notices when I am doing a good job and lets me know about it.

Response	6	8	10	12	Total
NO!	2.4	0.0	3.6	2.0	1.9
no	9.5	17.1	7.1	13.7	12.2
yes	42.9	54.3	53.6	62.7	53.8
YES!	45.2	28.6	35.7	21.6	32.1
N of Valid	42	35	28	51	156
N of Miss	0	0	0	0	0

Table 31: There are lots of chances for students in my school to get involved in sports, clubs, and other school activities outside of class.

Response	6	8	10	12	Total
NO!	9.5	0.0	7.1	0.0	3.8
no	11.9	17.1	17.9	15.7	15.4
yes	42.9	37.1	28.6	41.2	38.5
YES!	35.7	45.7	46.4	43.1	42.3
N of Valid	42	35	28	51	156
N of Miss	0	0	0	0	0

Table 32: There are lots of chances for students in my school to talk with a teacher one-on-one.

Response	6	8	10	12	Total
NO!	9.8	0.0	0.0	0.0	2.6
no	14.6	34.3	25.0	7.8	18.7
yes	22.0	40.0	42.9	60.8	42.6
YES!	53.7	25.7	32.1	31.4	36.1
N of Valid	41	35	28	51	155
N of Miss	1	0	0	0	1

Table 33: I feel safe at my school.


Response	6	8	10	12	Total	
NO!	11.9	5.7	3.6	0.0	5.1	
no	4.8	5.7	10.7	2.0	5.1	
yes	28.6	62.9	50.0	60.8	50.6	
YES!	54.8	25.7	35.7	37.3	39.1	
N of Valid	42	35	28	51	156	
N of Miss	0	0	0	0	0	

Table 34: The school lets my parents know when I have done something well.


Response	6	8	10	12	Total	
NO!	7.1	5.7	7.4	5.9	6.5	
no	21.4	28.6	44.4	41.2	33.5	
yes	42.9	45.7	40.7	45.1	43.9	
YES!	28.6	20.0	7.4	7.8	16.1	
N of Valid	42	35	27	51	155	
N of Miss	0	0	1	0	1	

Table 35: My teachers praise me when I work hard in school.


Response	6	8	10	12	Total	
NO!	4.9	11.8	0.0	9.8	7.1	
no	24.4	38.2	35.7	25.5	29.9	
yes	43.9	38.2	42.9	54.9	46.1	
YES!	26.8	11.8	21.4	9.8	16.9	
N of Valid	41	34	28	51	154	
N of Miss	1	1	0	0	2	

Table 36: Are your school grades better than the grades of most students in your class?

Response	6	8	10	12	Total
NO!	9.5	5.7	10.7	2.0	6.5
no	33.3	31.4	28.6	24.0	29.0
yes	40.5	45.7	28.6	52.0	43.2
YES!	16.7	17.1	32.1	22.0	21.3
N of Valid	42	35	28	50	155
N of Miss	0	0	0	1	1

Table 37: I have lots of chances to be part of class discussions or activities.

Response	6	8	10	12	Total
NO!	5.0	0.0	0.0	0.0	1.3
no	17.5	23.5	18.5	9.8	16.4
yes	35.0	58.8	63.0	60.8	53.9
YES!	42.5	17.6	18.5	29.4	28.3
N of Valid	40	34	27	51	152
N of Miss	2	1	1	0	4

Table 38: Now thinking back over the past year in school, how often did you: enjoy being in school?

Response	6	8	10	12	Total
Never	23.8	17.6	7.1	2.0	12.3
Seldom	7.1	8.8	17.9	9.8	10.3
Sometimes	28.6	44.1	39.3	45.1	39.4
Often	16.7	26.5	28.6	33.3	26.5
Almost always	23.8	2.9	7.1	9.8	11.6
N of Valid	42	34	28	51	155
N of Miss	0	1	0	0	1

Table 39: Now thinking back over the past year in school, how often did you: hate being in school?






Response	6	8	10	12	Total	
Never	26.8	8.8	3.6	2.0	10.4	
Seldom	17.1	17.6	25.0	17.6	18.8	
Sometimes	9.8	32.4	42.9	52.9	35.1	
Often	14.6	23.5	17.9	23.5	20.1	
Almost always	31.7	17.6	10.7	3.9	15.6	
N of Valid	41	34	28	51	154	
N of Miss	1	1	0	0	2	

Table 40: Now thinking back over the past year in school, how often did you: try to do your best work in school?






Response	6	8	10	12	Total	
Never	2.6	2.9	0.0	0.0	1.3	
Seldom	0.0	0.0	0.0	3.9	1.3	
Sometimes	5.1	17.6	7.1	11.8	10.5	
Often	15.4	14.7	57.1	37.3	30.3	
Almost always	76.9	64.7	35.7	47.1	56.6	
N of Valid	39	34	28	51	152	
N of Miss	3	1	0	0	4	

Table 41: How often do you feel that the school work you are assigned is meaningful and important?






Response	6	8	10	12	Total	
Never	5.3	11.8	3.6	6.0	6.7	
Seldom	2.6	11.8	21.4	20.0	14.0	
Sometimes	21.1	23.5	35.7	46.0	32.7	
Often	28.9	35.3	28.6	16.0	26.0	
Almost always	42.1	17.6	10.7	12.0	20.7	
N of Valid	38	34	28	50	150	
N of Miss	4	1	0	1	6	

Table 42: Putting them all together, what were your grades like last year?






Response	6	8	10	12	Total	
Mostly F's	0.0	3.0	0.0	0.0	0.7	
Mostly D's	4.8	12.1	7.4	4.0	6.6	
Mostly C's	33.3	18.2	29.6	30.0	28.3	
Mostly B's	35.7	30.3	33.3	32.0	32.9	
Mostly A's	26.2	36.4	29.6	34.0	31.6	
N of Valid	42	33	27	50	152	
N of Miss	0	2	1	1	4	

Table 43: How important do you think the things you are learning in school are going to be for your later life?






Response	6	8	10	12	Total	
Very important	56.1	26.5	25.0	11.8	29.2	
Quite important	31.7	29.4	32.1	37.3	33.1	
Fairly important	4.9	29.4	25.0	27.5	21.4	
Slightly important	4.9	14.7	14.3	17.6	13.0	
Not at all important	2.4	0.0	3.6	5.9	3.2	
N of Valid	41	34	28	51	154	
N of Miss	1	1	0	0	2	

Table 44: How interesting are most of your courses to you?






Response	6	8	10	12	Total	
Very interesting and stimulating	23.1	5.9	10.7	7.8	11.8	
Quite interesting	48.7	17.6	28.6	21.6	28.9	
Fairly interesting	17.9	41.2	35.7	41.2	34.2	
Slightly dull	2.6	17.6	21.4	25.5	17.1	
Very dull	7.7	17.6	3.6	3.9	7.9	
N of Valid	39	34	28	51	152	
N of Miss	3	1	0	0	4	

Table 45: During the LAST FOUR WEEKS how many whole days of school have you missed because you skipped or 'cut'?







Response	6	8	10	12	Total	
None	81.0	73.5	78.6	80.4	78.7	
1	11.9	17.6	14.3	7.8	12.3	
2	4.8	2.9	3.6	7.8	5.2	
3	0.0	2.9	0.0	0.0	0.6	
04/05/13	2.4	2.9	0.0	3.9	2.6	
06/10/13	0.0	0.0	3.6	0.0	0.6	
11 or more	0.0	0.0	0.0	0.0	0.0	
N of Valid	42	34	28	51	155	
N of Miss	0	1	0	0	1	

Table 46: What are the chances you would be seen as cool if you: smoked cigarettes?






Response	6	8	10	12	Total	
No or very little chance	80.5	44.1	53.6	52.9	58.4	
Little chance	7.3	17.6	21.4	17.6	15.6	
Some chance	7.3	23.5	14.3	13.7	14.3	
Pretty good chance	0.0	11.8	7.1	7.8	6.5	
Very good chance	4.9	2.9	3.6	7.8	5.2	
N of Valid	41	34	28	51	154	
N of Miss	1	1	0	0	2	

Table 47: What are the chances you would be seen as cool if you: worked hard at school?






Response	6	8	10	12	Total	
No or very little chance	12.5	20.6	10.7	17.6	15.7	
Little chance	10.0	26.5	35.7	19.6	21.6	
Some chance	5.0	17.6	25.0	25.5	18.3	
Pretty good chance	25.0	20.6	21.4	15.7	20.3	
Very good chance	47.5	14.7	7.1	21.6	24.2	
N of Valid	40	34	28	51	153	
N of Miss	2	1	0	0	3	



Table 48: What are the chances you would be seen as cool if you: began drinking alcoholic beverages regularly, that is, at least once or twice a month?






Response	6	8	10	12	Total	
No or very little chance	75.6	36.4	39.3	33.3	46.4	
Little chance	9.8	24.2	21.4	19.6	18.3	
Some chance	4.9	9.1	14.3	21.6	13.1	
Pretty good chance	4.9	12.1	21.4	19.6	14.4	
Very good chance	4.9	18.2	3.6	5.9	7.8	
N of Valid	41	33	28	51	153	
N of Miss	1	2	0	0	3	

Table 49: What are the chances you would be seen as cool if you: defended someone who was being verbally abused at school?






Response	6	8	10	12	Total	
No or very little chance	25.0	15.6	25.0	7.8	17.2	
Little chance	15.0	18.8	7.1	17.6	15.2	
Some chance	12.5	28.1	32.1	27.5	24.5	
Pretty good chance	12.5	18.8	21.4	37.3	23.8	
Very good chance	35.0	18.8	14.3	9.8	19.2	
N of Valid	40	32	28	51	151	
N of Miss	2	3	0	0	5	

Table 50: What are the chances you would be seen as cool if you: smoked marijuana?






Response	6	8	10	12	Total	
No or very little chance	82.9	54.5	42.9	47.1	57.5	
Little chance	7.3	12.1	17.9	13.7	12.4	
Some chance	2.4	6.1	14.3	17.6	10.5	
Pretty good chance	2.4	18.2	10.7	17.6	12.4	
Very good chance	4.9	9.1	14.3	3.9	7.2	
N of Valid	41	33	28	51	153	
N of Miss	1	2	0	0	3	

Table 51: What are the chances you would be seen as cool if you: carried a handgun?






Response	6	8	10	12	Total	
No or very little chance	70.7	54.5	60.7	56.9	60.8	
Little chance	14.6	24.2	17.9	15.7	17.6	
Some chance	4.9	6.1	17.9	17.6	11.8	
Pretty good chance	2.4	9.1	3.6	5.9	5.2	
Very good chance	7.3	6.1	0.0	3.9	4.6	
N of Valid	41	33	28	51	153	
N of Miss	1	2	0	0	3	

Table 52: Think of your four best friends (the friends you feel closest to). In the past year (12 months), how many of your best friends have: participated in clubs, organizations or activities at school?






Response	6	8	10	12	Total	
0	23.1	6.2	3.6	3.9	9.3	
1	7.7	9.4	0.0	9.8	7.3	
2	10.3	28.1	7.1	9.8	13.3	
3	15.4	6.2	17.9	27.5	18.0	
4	43.6	50.0	71.4	49.0	52.0	
N of Valid	39	32	28	51	150	
N of Miss	3	3	0	0	6	

Table 53: Think of your four best friends (the friends you feel closest to). In the past year (12 months), how many of your best friends have: smoked cigarettes?






Response	6	8	10	12	Total	
0	82.9	53.1	46.4	41.2	55.9	
1	9.8	25.0	10.7	21.6	17.1	
2	4.9	9.4	17.9	13.7	11.2	
3	0.0	3.1	14.3	9.8	6.6	
4	2.4	9.4	10.7	13.7	9.2	
N of Valid	41	32	28	51	152	
N of Miss	1	3	0	0	4	

Table 54: Think of your four best friends (the friends you feel closest to). In the past year (12 months), how many of your best friends have: tried beer, wine or hard liquor (for example, vodka, whiskey, or gin) when their parents didn't know about it?






Response	6	8	10	12	Total	
0	75.6	48.5	35.7	25.5	45.8	
1	9.8	21.2	25.0	11.8	15.7	
2	4.9	12.1	7.1	13.7	9.8	
3	2.4	3.0	10.7	17.6	9.2	
4	7.3	15.2	21.4	31.4	19.6	
N of Valid	41	33	28	51	153	
N of Miss	1	2	0	0	3	

Table 55: Think of your four best friends (the friends you feel closest to). In the past year (12 months), how many of your best friends have: made a commitment to stay drug-free?






Response	6	8	10	12	Total	
0	25.0	36.4	21.4	15.7	23.7	
1	5.0	6.1	17.9	7.8	8.6	
2	2.5	12.1	10.7	17.6	11.2	
3	5.0	12.1	14.3	21.6	13.8	
4	62.5	33.3	35.7	37.3	42.8	
N of Valid	40	33	28	51	152	
N of Miss	2	2	0	0	4	

Table 56: Think of your four best friends (the friends you feel closest to). In the past year (12 months), how many of your best friends have: used marijuana?






Response	6	8	10	12	Total	
0	90.2	65.6	57.1	62.7	69.7	
1	0.0	15.6	17.9	13.7	11.2	
2	7.3	15.6	10.7	15.7	12.5	
3	0.0	0.0	3.6	5.9	2.6	
4	2.4	3.1	10.7	2.0	3.9	
N of Valid	41	32	28	51	152	
N of Miss	1	3	0	0	4	

Table 57: Think of your four best friends (the friends you feel closest to). In the past year (12 months), how many of your best friends have: used prescription drugs or non-prescription drugs for the purposes of getting high?






Response	6	8	10	12	Total	
0	90.0	75.0	71.4	76.5	78.8	
1	0.0	21.9	10.7	11.8	10.6	
2	5.0	3.1	14.3	7.8	7.3	
3	0.0	0.0	0.0	3.9	1.3	
4	5.0	0.0	3.6	0.0	2.0	
N of Valid	40	32	28	51	151	
N of Miss	2	3	0	0	5	

Table 58: Think of your four best friends (the friends you feel closest to). In the past year (12 months), how many of your best friends have: used synthetic marijuana (K2, spice) or bath salts?





Response	6	8	10	12	Total	
0	92.5	93.9	85.7	82.4	88.2	
1	0.0	3.0	7.1	7.8	4.6	
2	2.5	3.0	3.6	9.8	5.3	
3	0.0	0.0	0.0	0.0	0.0	
4	5.0	0.0	3.6	0.0	2.0	
N of Valid	40	33	28	51	152	
N of Miss	2	2	0	0	4	

Table 59: Think of your four best friends (the friends you feel closest to). In the past year (12 months), how many of your best friends have: used LSD, cocaine, amphetamines, or other illegal drugs?






Response	6	8	10	12	Total	
0	92.3	93.8	89.3	96.1	93.3	
1	2.6	3.1	7.1	0.0	2.7	
2	2.6	3.1	0.0	2.0	2.0	
3	2.6	0.0	0.0	2.0	1.3	
4	0.0	0.0	3.6	0.0	0.7	
N of Valid	39	32	28	51	150	
N of Miss	3	3	0	0	6	

Table 60: Think of your four best friends (the friends you feel closest to). In the past year (12 months), how many of your best friends have: tried to do well in school?






Response	6	8	10	12	Total	
0	7.5	9.4	0.0	2.0	4.6	
1	5.0	0.0	0.0	9.8	4.6	
2	7.5	12.5	7.1	11.8	9.9	
3	5.0	21.9	14.3	19.6	15.2	
4	75.0	56.2	78.6	56.9	65.6	
N of Valid	40	32	28	51	151	
N of Miss	2	3	0	0	5	

Table 61: Think of your four best friends (the friends you feel closest to). In the past year (12 months), how many of your best friends have: been suspended from school?






Response	6	8	10	12	Total	
0	50.0	66.7	57.1	94.1	69.7	
1	32.5	12.1	25.0	5.9	17.8	
2	7.5	9.1	14.3	0.0	6.6	
3	2.5	9.1	0.0	0.0	2.6	
4	7.5	3.0	3.6	0.0	3.3	
N of Valid	40	33	28	51	152	
N of Miss	2	2	0	0	4	

Table 62: Think of your four best friends (the friends you feel closest to). In the past year (12 months), how many of your best friends have: liked school?






Response	6	8	10	12	Total	
0	32.5	27.3	28.6	35.3	31.6	
1	12.5	21.2	21.4	11.8	15.8	
2	5.0	12.1	17.9	23.5	15.1	
3	17.5	21.2	7.1	17.6	16.4	
4	32.5	18.2	25.0	11.8	21.1	
N of Valid	40	33	28	51	152	
N of Miss	2	2	0	0	4	

Table 63: Think of your four best friends (the friends you feel closest to). In the past year (12 months), how many of your best friends have: carried a handgun?






Response	6	8	10	12	Total	
0	87.2	87.5	89.3	88.2	88.0	
1	5.1	9.4	7.1	2.0	5.3	
2	0.0	0.0	3.6	0.0	0.7	
3	2.6	0.0	0.0	2.0	1.3	
4	5.1	3.1	0.0	7.8	4.7	
N of Valid	39	32	28	51	150	
N of Miss	3	3	0	0	6	

Table 64: Think of your four best friends (the friends you feel closest to). In the past year (12 months), how many of your best friends have: sold illegal drugs?






Response	6	8	10	12	Total	
0	95.1	87.5	89.3	90.2	90.8	
1	2.4	9.4	0.0	5.9	4.6	
2	0.0	3.1	7.1	2.0	2.6	
3	2.4	0.0	0.0	0.0	0.7	
4	0.0	0.0	3.6	2.0	1.3	
N of Valid	41	32	28	51	152	
N of Miss	1	3	0	0	4	

Table 65: Think of your four best friends (the friends you feel closest to). In the past year (12 months), how many of your best friends have: regularly attended religious services?






Response	6	8	10	12	Total	
0	15.4	15.6	7.1	9.8	12.0	
1	10.3	9.4	3.6	13.7	10.0	
2	5.1	9.4	10.7	29.4	15.3	
3	5.1	28.1	21.4	23.5	19.3	
4	64.1	37.5	57.1	23.5	43.3	
N of Valid	39	32	28	51	150	
N of Miss	3	3	0	0	6	

Table 66: Think of your four best friends (the friends you feel closest to). In the past year (12 months), how many of your best friends have: stolen or tried to steal a motor vehicle such as a car or motorcycle?






Response	6	8	10	12	Total	
0	90.0	87.5	96.4	98.0	93.4	
1	5.0	6.2	0.0	0.0	2.6	
2	0.0	3.1	0.0	2.0	1.3	
3	2.5	0.0	0.0	0.0	0.7	
4	2.5	3.1	3.6	0.0	2.0	
N of Valid	40	32	28	51	151	
N of Miss	2	3	0	0	5	

Table 67: Think of your four best friends (the friends you feel closest to). In the past year (12 months), how many of your best friends have: been arrested?






Response	6	8	10	12	Total	
0	92.7	78.1	89.3	84.3	86.2	
1	4.9	15.6	7.1	11.8	9.9	
2	0.0	0.0	3.6	2.0	1.3	
3	0.0	6.2	0.0	2.0	2.0	
4	2.4	0.0	0.0	0.0	0.7	
N of Valid	41	32	28	51	152	
N of Miss	1	3	0	0	4	

Table 68: Think of your four best friends (the friends you feel closest to). In the past year (12 months), how many of your best friends have: dropped out of school?





Response	6	8	10	12	Total	
0	92.7	87.5	92.9	92.2	91.4	
1	4.9	9.4	3.6	5.9	5.9	
2	0.0	3.1	3.6	2.0	2.0	
3	0.0	0.0	0.0	0.0	0.0	
4	2.4	0.0	0.0	0.0	0.7	
N of Valid	41	32	28	51	152	
N of Miss	1	3	0	0	4	



Table 69: Think of your four best friends (the friends you feel closest to). In the past year (12 months), how many of your best friends have: been members of a gang?






Response	6	8	10	12	Total	
0	85.4	90.3	89.3	94.1	90.1	
1	2.4	6.5	7.1	0.0	3.3	
2	4.9	3.2	0.0	2.0	2.6	
3	0.0	0.0	0.0	2.0	0.7	
4	7.3	0.0	3.6	2.0	3.3	
N of Valid	41	31	28	51	151	
N of Miss	1	4	0	0	5	

Table 70: How old were you when you first: smoked marijuana?









Response	6	8	10	12	Total	
Never	87.5	93.9	78.6	78.0	84.1	
10 or younger	7.5	0.0	0.0	0.0	2.0	
11	2.5	3.0	0.0	2.0	2.0	
12	2.5	0.0	3.6	2.0	2.0	
13	0.0	0.0	0.0	0.0	0.0	
14	0.0	3.0	0.0	2.0	1.3	
15	0.0	0.0	14.3	6.0	4.6	
16	0.0	0.0	3.6	6.0	2.6	
17 or older	0.0	0.0	0.0	4.0	1.3	
N of Valid	40	33	28	50	151	
N of Miss	2	2	0	1	5	

Table 71: How old were you when you first: smoked a cigarette, even just a puff?










Response	6	8	10	12	Total	
Never	87.5	60.6	50.0	52.9	63.2	
10 or younger	7.5	12.1	10.7	3.9	7.9	
11	2.5	12.1	0.0	3.9	4.6	
12	2.5	9.1	3.6	5.9	5.3	
13	0.0	3.0	14.3	5.9	5.3	
14	0.0	3.0	10.7	5.9	4.6	
15	0.0	0.0	7.1	5.9	3.3	
16	0.0	0.0	3.6	13.7	5.3	
17 or older	0.0	0.0	0.0	2.0	0.7	
N of Valid	40	33	28	51	152	
N of Miss	2	2	0	0	4	

Table 72: How old were you when you first: had more than a sip or two of beer, wine or hard liquor (for example, vodka, whiskey, or gin)?










Response	6	8	10	12	Total	
Never	82.5	57.6	40.7	29.4	51.7	
10 or younger	7.5	15.2	7.4	0.0	6.6	
11	7.5	3.0	0.0	2.0	3.3	
12	2.5	9.1	3.7	3.9	4.6	
13	0.0	12.1	11.1	5.9	6.6	
14	0.0	3.0	25.9	9.8	8.6	
15	0.0	0.0	7.4	11.8	5.3	
16	0.0	0.0	3.7	27.5	9.9	
17 or older	0.0	0.0	0.0	9.8	3.3	
N of Valid	40	33	27	51	151	
N of Miss	2	2	1	0	5	

Table 73: How old were you when you first: began drinking alcoholic beverages regularly, that is, at least once or twice a month?










Response	6	8	10	12	Total	
Never	87.2	71.9	71.4	68.6	74.7	
10 or younger	5.1	0.0	0.0	0.0	1.3	
11	5.1	6.2	0.0	0.0	2.7	
12	2.6	6.2	0.0	0.0	2.0	
13	0.0	6.2	7.1	0.0	2.7	
14	0.0	9.4	3.6	2.0	3.3	
15	0.0	0.0	14.3	9.8	6.0	
16	0.0	0.0	3.6	9.8	4.0	
17 or older	0.0	0.0	0.0	9.8	3.3	
N of Valid	39	32	28	51	150	
N of Miss	3	3	0	0	6	

Table 74: How old were you when you first: used Daztrex?


Response	6	8	10	12	Total	
Never	100.0	100.0	100.0	100.0	100.0	
10 or younger	0.0	0.0	0.0	0.0	0.0	
11	0.0	0.0	0.0	0.0	0.0	
12	0.0	0.0	0.0	0.0	0.0	
13	0.0	0.0	0.0	0.0	0.0	
14	0.0	0.0	0.0	0.0	0.0	
15	0.0	0.0	0.0	0.0	0.0	
16	0.0	0.0	0.0	0.0	0.0	
17 or older	0.0	0.0	0.0	0.0	0.0	
N of Valid	38	31	28	51	148	
N of Miss	4	4	0	0	8	

Table 75: How old were you when you first: got suspended from school?









Response	6	8	10	12	Total	
Never	80.0	87.9	67.9	80.4	79.6	
10 or younger	5.0	6.1	3.6	2.0	3.9	
11	7.5	0.0	14.3	2.0	5.3	
12	7.5	3.0	3.6	3.9	4.6	
13	0.0	3.0	3.6	2.0	2.0	
14	0.0	0.0	3.6	3.9	2.0	
15	0.0	0.0	3.6	3.9	2.0	
16	0.0	0.0	0.0	2.0	0.7	
17 or older	0.0	0.0	0.0	0.0	0.0	
N of Valid	40	33	28	51	152	
N of Miss	2	2	0	0	4	

Table 76: How old were you when you first: got arrested?







Response	6	8	10	12	Total	
Never	100.0	87.9	92.9	96.1	94.7	
10 or younger	0.0	3.0	0.0	0.0	0.7	
11	0.0	3.0	0.0	0.0	0.7	
12	0.0	0.0	0.0	0.0	0.0	
13	0.0	3.0	0.0	2.0	1.3	
14	0.0	0.0	0.0	0.0	0.0	
15	0.0	3.0	7.1	0.0	2.0	
16	0.0	0.0	0.0	0.0	0.0	
17 or older	0.0	0.0	0.0	2.0	0.7	
N of Valid	39	33	28	51	151	
N of Miss	3	2	0	0	5	

Table 77: How old were you when you first: carried a handgun?







Response	6	8	10	12	Total	
Never	92.5	90.9	100.0	90.2	92.8	
10 or younger	5.0	3.0	0.0	0.0	2.0	
11	0.0	0.0	0.0	0.0	0.0	
12	2.5	3.0	0.0	2.0	2.0	
13	0.0	0.0	0.0	0.0	0.0	
14	0.0	3.0	0.0	0.0	0.7	
15	0.0	0.0	0.0	3.9	1.3	
16	0.0	0.0	0.0	3.9	1.3	
17 or older	0.0	0.0	0.0	0.0	0.0	
N of Valid	40	33	28	51	152	
N of Miss	2	2	0	0	4	

Table 78: How old were you when you first: attacked someone with the idea of seriously hurting them?










Response	6	8	10	12	Total	
Never	85.0	87.9	78.6	86.3	84.9	
10 or younger	5.0	3.0	0.0	2.0	2.6	
11	5.0	0.0	0.0	0.0	1.3	
12	5.0	3.0	3.6	2.0	3.3	
13	0.0	3.0	0.0	2.0	1.3	
14	0.0	3.0	7.1	0.0	2.0	
15	0.0	0.0	10.7	0.0	2.0	
16	0.0	0.0	0.0	5.9	2.0	
17 or older	0.0	0.0	0.0	2.0	0.7	
N of Valid	40	33	28	51	152	
N of Miss	2	2	0	0	4	

Table 79: How old were you when you first: belonged to a gang?






Response	6	8	10	12	Total	
Never	87.5	100.0	100.0	98.0	96.1	
10 or younger	5.0	0.0	0.0	0.0	1.3	
11	2.5	0.0	0.0	0.0	0.7	
12	5.0	0.0	0.0	0.0	1.3	
13	0.0	0.0	0.0	0.0	0.0	
14	0.0	0.0	0.0	0.0	0.0	
15	0.0	0.0	0.0	0.0	0.0	
16	0.0	0.0	0.0	0.0	0.0	
17 or older	0.0	0.0	0.0	2.0	0.7	
N of Valid	40	33	28	51	152	
N of Miss	2	2	0	0	4	

Table 80: How wrong do you think it is for someone your age to: take a handgun to school?





Response	6	8	10	12	Total	
Very wrong	72.5	70.6	92.9	84.3	79.7	
Wrong	17.5	20.6	3.6	7.8	12.4	
A little bit wrong	7.5	5.9	3.6	0.0	3.9	
Not wrong at all	2.5	2.9	0.0	7.8	3.9	
N of Valid	40	34	28	51	153	
N of Miss	2	1	0	0	3	

Table 81: How wrong do you think it is for someone your age to: steal anything worth more than \$5?





Response	6	8	10	12	Total	
Very wrong	57.5	58.8	70.4	68.6	63.8	
Wrong	25.0	26.5	25.9	15.7	22.4	
A little bit wrong	12.5	8.8	3.7	13.7	10.5	
Not wrong at all	5.0	5.9	0.0	2.0	3.3	
N of Valid	40	34	27	51	152	
N of Miss	2	1	1	0	4	

Table 82: How wrong do you think it is for someone your age to: pick a fight with someone?





Response	6	8	10	12	Total	
Very wrong	40.0	29.4	32.1	47.1	38.6	
Wrong	40.0	26.5	32.1	25.5	30.7	
A little bit wrong	7.5	23.5	25.0	17.6	17.6	
Not wrong at all	12.5	20.6	10.7	9.8	13.1	
N of Valid	40	34	28	51	153	
N of Miss	2	1	0	0	3	

Table 83: How wrong do you think it is for someone your age to: attack someone with the idea of seriously hurting them?





Response	6	8	10	12	Total	
Very wrong	77.5	61.8	57.1	60.8	64.7	
Wrong	10.0	20.6	35.7	23.5	21.6	
A little bit wrong	7.5	8.8	3.6	13.7	9.2	
Not wrong at all	5.0	8.8	3.6	2.0	4.6	
N of Valid	40	34	28	51	153	
N of Miss	2	1	0	0	3	

Table 84: How wrong do you think it is for someone your age to: stay away from school all day when their parents think they are at school?





Response	6	8	10	12	Total	
Very wrong	77.5	58.8	50.0	54.9	60.8	
Wrong	7.5	20.6	28.6	23.5	19.6	
A little bit wrong	10.0	17.6	17.9	17.6	15.7	
Not wrong at all	5.0	2.9	3.6	3.9	3.9	
N of Valid	40	34	28	51	153	
N of Miss	2	1	0	0	3	

Table 85: How wrong do you think it is for someone your age to: drink beer, wine or hard liquor (for example, vodka, whiskey, or gin) regularly?





Response	6	8	10	12	Total	
Very wrong	80.0	47.1	39.3	43.1	52.9	
Wrong	10.0	17.6	28.6	23.5	19.6	
A little bit wrong	2.5	17.6	21.4	29.4	18.3	
Not wrong at all	7.5	17.6	10.7	3.9	9.2	
N of Valid	40	34	28	51	153	
N of Miss	2	1	0	0	3	

Table 86: How wrong do you think it is for someone your age to: smoke cigarettes?





Response	6	8	10	12	Total	
Very wrong	82.5	51.5	53.6	49.0	59.2	
Wrong	12.5	24.2	21.4	17.6	18.4	
A little bit wrong	2.5	9.1	17.9	21.6	13.2	
Not wrong at all	2.5	15.2	7.1	11.8	9.2	
N of Valid	40	33	28	51	152	
N of Miss	2	2	0	0	4	

Table 87: How wrong do you think it is for someone your age to: smoke marijuana?





Response	6	8	10	12	Total	
Very wrong	87.5	72.7	67.9	74.5	76.3	
Wrong	7.5	18.2	14.3	9.8	11.8	
A little bit wrong	0.0	6.1	10.7	11.8	7.2	
Not wrong at all	5.0	3.0	7.1	3.9	4.6	
N of Valid	40	33	28	51	152	
N of Miss	2	2	0	0	4	



Table 88: How wrong do you think it is for someone your age to: use prescription drugs or non-prescription drugs for the purpose of getting high?

Response	6	8	10	12	Total	
Very wrong	85.0	84.8	67.9	82.4	80.9	
Wrong	5.0	3.0	21.4	11.8	9.9	
A little bit wrong	5.0	9.1	10.7	3.9	6.6	
Not wrong at all	5.0	3.0	0.0	2.0	2.6	
N of Valid	40	33	28	51	152	
N of Miss	2	2	0	0	4	

Table 89: How wrong do you think it is for someone your age to: use synthetic marijuana (K2, spice) or bath salts?

Response	6	8	10	12	Total	
Very wrong	92.3	84.8	78.6	90.2	87.4	
Wrong	2.6	6.1	17.9	2.0	6.0	
A little bit wrong	0.0	6.1	0.0	5.9	3.3	
Not wrong at all	5.1	3.0	3.6	2.0	3.3	
N of Valid	39	33	28	51	151	
N of Miss	3	2	0	0	5	

Table 90: How wrong do you think it is for someone your age to: use LSD, cocaine, amphetamines or another illegal drug?

Response	6	8	10	12	Total	
Very wrong	87.5	84.8	89.3	96.1	90.1	
Wrong	7.5	9.1	3.6	0.0	4.6	
A little bit wrong	5.0	0.0	7.1	2.0	3.3	
Not wrong at all	0.0	6.1	0.0	2.0	2.0	
N of Valid	40	33	28	51	152	
N of Miss	2	2	0	0	4	

Table 91: At school during the past 12 months, did you receive help from the resource teacher, speech therapist or other special education teacher?



Response	6	8	10	12	Total	
No	77.5	89.7	96.3	98.0	90.4	
Yes	22.5	10.3	3.7	2.0	9.6	
N of Valid	40	29	27	50	146	
N of Miss	2	6	1	1	10	

Table 92: How many times in the past year (12 months) have you: been suspended from school?




Response	6	8	10	12	Total	
Never	82.1	93.9	96.4	98.0	92.7	
1 to 2 times	10.3	6.1	3.6	2.0	5.3	
3 to 5 times	7.7	0.0	0.0	0.0	2.0	
6 to 9 times	0.0	0.0	0.0	0.0	0.0	
10 to 19 times	0.0	0.0	0.0	0.0	0.0	
20 to 29 times	0.0	0.0	0.0	0.0	0.0	
30 to 39 times	0.0	0.0	0.0	0.0	0.0	
40+ times	0.0	0.0	0.0	0.0	0.0	
N of Valid	39	33	28	51	151	
N of Miss	3	2	0	0	5	

Table 93: How many times in the past year (12 months) have you: carried a handgun?





Response	6	8	10	12	Total	
Never	92.3	93.9	100.0	88.2	92.7	
1 to 2 times	2.6	0.0	0.0	5.9	2.6	
3 to 5 times	2.6	0.0	0.0	3.9	2.0	
6 to 9 times	0.0	0.0	0.0	0.0	0.0	
10 to 19 times	0.0	0.0	0.0	0.0	0.0	
20 to 29 times	0.0	0.0	0.0	0.0	0.0	
30 to 39 times	0.0	0.0	0.0	0.0	0.0	
40+ times	2.6	6.1	0.0	2.0	2.6	
N of Valid	39	33	28	51	151	
N of Miss	3	2	0	0	5	

Table 94: How many times in the past year (12 months) have you: sold illegal drugs?



Response	6	8	10	12	Total	
Never	97.4	100.0	96.4	100.0	98.7	
1 to 2 times	2.6	0.0	3.6	0.0	1.3	
3 to 5 times	0.0	0.0	0.0	0.0	0.0	
6 to 9 times	0.0	0.0	0.0	0.0	0.0	
10 to 19 times	0.0	0.0	0.0	0.0	0.0	
20 to 29 times	0.0	0.0	0.0	0.0	0.0	
30 to 39 times	0.0	0.0	0.0	0.0	0.0	
40+ times	0.0	0.0	0.0	0.0	0.0	
N of Valid	39	32	28	51	150	
N of Miss	3	3	0	0	6	

Table 95: How many times in the past year (12 months) have you: stolen or tried to steal a motor vehicle such as a car or motorcycle?




Response	6	8	10	12	Total	
Never	94.7	97.0	100.0	98.0	97.3	
1 to 2 times	2.6	3.0	0.0	2.0	2.0	
3 to 5 times	0.0	0.0	0.0	0.0	0.0	
6 to 9 times	0.0	0.0	0.0	0.0	0.0	
10 to 19 times	0.0	0.0	0.0	0.0	0.0	
20 to 29 times	0.0	0.0	0.0	0.0	0.0	
30 to 39 times	0.0	0.0	0.0	0.0	0.0	
40+ times	2.6	0.0	0.0	0.0	0.7	
N of Valid	38	33	28	51	150	
N of Miss	4	2	0	0	6	

Table 96: How many times in the past year (12 months) have you: participated in clubs, organizations or activities at school?









Response	6	8	10	12	Total	
Never	35.9	30.3	17.9	12.0	23.3	
1 to 2 times	25.6	9.1	10.7	16.0	16.0	
3 to 5 times	15.4	12.1	14.3	18.0	15.3	
6 to 9 times	5.1	15.2	10.7	6.0	8.7	
10 to 19 times	7.7	9.1	14.3	14.0	11.3	
20 to 29 times	2.6	3.0	0.0	6.0	3.3	
30 to 39 times	0.0	0.0	14.3	6.0	4.7	
40+ times	7.7	21.2	17.9	22.0	17.3	
N of Valid	39	33	28	50	150	
N of Miss	3	2	0	1	6	

Table 97: How many times in the past year (12 months) have you: been arrested?



Response	6	8	10	12	Total	
Never	100.0	90.9	96.4	98.0	96.7	
1 to 2 times	0.0	9.1	3.6	2.0	3.3	
3 to 5 times	0.0	0.0	0.0	0.0	0.0	
6 to 9 times	0.0	0.0	0.0	0.0	0.0	
10 to 19 times	0.0	0.0	0.0	0.0	0.0	
20 to 29 times	0.0	0.0	0.0	0.0	0.0	
30 to 39 times	0.0	0.0	0.0	0.0	0.0	
40+ times	0.0	0.0	0.0	0.0	0.0	
N of Valid	39	33	28	51	151	
N of Miss	3	2	0	0	5	

Table 98: How many times in the past year (12 months) have you: attacked someone with the idea of seriously hurting them?






Response	6	8	10	12	Total	
Never	84.6	81.8	89.3	90.2	86.8	
1 to 2 times	15.4	9.1	7.1	7.8	9.9	
3 to 5 times	0.0	3.0	3.6	0.0	1.3	
6 to 9 times	0.0	3.0	0.0	2.0	1.3	
10 to 19 times	0.0	0.0	0.0	0.0	0.0	
20 to 29 times	0.0	0.0	0.0	0.0	0.0	
30 to 39 times	0.0	0.0	0.0	0.0	0.0	
40+ times	0.0	3.0	0.0	0.0	0.7	
N of Valid	39	33	28	51	151	
N of Miss	3	2	0	0	5	

Table 99: How many times in the past year (12 months) have you: been drunk or high at school?






Response	6	8	10	12	Total	
Never	97.4	93.9	82.1	88.2	90.7	
1 to 2 times	2.6	3.0	14.3	3.9	5.3	
3 to 5 times	0.0	0.0	3.6	3.9	2.0	
6 to 9 times	0.0	0.0	0.0	2.0	0.7	
10 to 19 times	0.0	0.0	0.0	0.0	0.0	
20 to 29 times	0.0	0.0	0.0	0.0	0.0	
30 to 39 times	0.0	0.0	0.0	0.0	0.0	
40+ times	0.0	3.0	0.0	2.0	1.3	
N of Valid	38	33	28	51	150	
N of Miss	4	2	0	0	6	

Table 100: How many times in the past year (12 months) have you: taken a handgun to school?



Response	6	8	10	12	Total	
Never	100.0	100.0	100.0	96.1	98.7	
1 to 2 times	0.0	0.0	0.0	0.0	0.0	
3 to 5 times	0.0	0.0	0.0	3.9	1.3	
6 to 9 times	0.0	0.0	0.0	0.0	0.0	
10 to 19 times	0.0	0.0	0.0	0.0	0.0	
20 to 29 times	0.0	0.0	0.0	0.0	0.0	
30 to 39 times	0.0	0.0	0.0	0.0	0.0	
40+ times	0.0	0.0	0.0	0.0	0.0	
N of Valid	39	33	28	51	151	
N of Miss	3	2	0	0	5	

Table 101: Are you currently on probation, or assigned a probation officer with Juvenile Court?



Response	6	8	10	12	Total	
No	100.0	96.6	100.0	97.9	98.6	
Yes	0.0	3.4	0.0	2.1	1.4	
N of Valid	36	29	26	48	139	
N of Miss	6	6	2	3	17	

Table 102: Have you ever belonged to a gang?





Response	6	8	10	12	Total	
No	87.5	97.0	96.4	98.0	94.7	
No, but would like to	2.5	3.0	3.6	0.0	2.0	
Yes, in the past	5.0	0.0	0.0	0.0	1.3	
Yes, belong now	5.0	0.0	0.0	2.0	2.0	
Yes, but would like to get out	0.0	0.0	0.0	0.0	0.0	
N of Valid	40	33	28	51	152	
N of Miss	2	2	0	0	4	

Table 103: If you have ever belonged to a gang, did that gang have a name?

Response	6	8	10	12	Total	
No	5.0	6.2	7.4	5.9	6.0	
Yes	10.0	0.0	0.0	2.0	3.3	
I have never belonged to a gang	85.0	93.8	92.6	92.2	90.7	
N of Valid	40	32	27	51	150	
N of Miss	2	3	1	0	6	

Table 104: You are at a party at someone's house, and one of your friends offers you a drink containing alcohol. What would you say or do?

Response	6	8	10	12	Total	
Drink it	15.0	32.3	46.4	41.2	33.3	
Tell your friend, 'No thanks, I don't drink' and suggest that you and your friend go and do something else	57.5	12.9	35.7	27.5	34.0	
Just say, 'No thanks' and walk away	22.5	32.3	14.3	25.5	24.0	
Make up a good excuse, tell your friend you had something else to do, and leave	5.0	22.6	3.6	5.9	8.7	
N of Valid	40	31	28	51	150	
N of Miss	2	4	0	0	6	

Table 105: How often do you attend religious services or activities?

Response	6	8	10	12	Total	
Never	10.3	9.4	3.6	0.0	5.3	
Rarely	12.8	15.6	7.1	21.6	15.3	
1-2 Times a Month	2.6	12.5	7.1	19.6	11.3	
About Once a Week or More	74.4	62.5	82.1	58.8	68.0	
N of Valid	39	32	28	51	150	
N of Miss	3	3	0	0	6	

Table 106: I think sometimes it's okay to cheat at school.





Response	6	8	10	12	Total	
NO!	61.0	12.5	25.0	15.7	28.9	
no	17.1	40.6	32.1	51.0	36.2	
yes	19.5	43.8	42.9	29.4	32.2	
YES!	2.4	3.1	0.0	3.9	2.6	
N of Valid	41	32	28	51	152	
N of Miss	1	3	0	0	4	

Table 107: It is important to think before you act.




Response	6	8	10	12	Total	
NO!	0.0	0.0	0.0	0.0	0.0	
no	2.6	15.6	3.6	0.0	4.7	
yes	17.9	40.6	35.7	37.3	32.7	
YES!	79.5	43.8	60.7	62.7	62.7	
N of Valid	39	32	28	51	150	
N of Miss	3	3	0	0	6	

Table 108: Sometimes I think that life is not worth it.





Response	6	8	10	12	Total	
NO!	67.5	50.0	44.4	39.2	50.0	
no	17.5	25.0	29.6	35.3	27.3	
yes	10.0	15.6	22.2	19.6	16.7	
YES!	5.0	9.4	3.7	5.9	6.0	
N of Valid	40	32	27	51	150	
N of Miss	2	3	1	0	6	



Table 109: At times I think I am no good at all.


Response	6	8	10	12	Total	
NO!	37.5	18.8	28.6	25.5	27.8	
no	17.5	31.2	39.3	27.5	27.8	
yes	32.5	37.5	17.9	41.2	33.8	
YES!	12.5	12.5	14.3	5.9	10.6	
N of Valid	40	32	28	51	151	
N of Miss	2	3	0	0	5	

Table 110: All in all, I am inclined to think that I am a failure.


Response	6	8	10	12	Total	
NO!	76.3	45.2	39.3	43.1	51.4	
no	18.4	32.3	42.9	43.1	34.5	
yes	2.6	12.9	10.7	3.9	6.8	
YES!	2.6	9.7	7.1	9.8	7.4	
N of Valid	38	31	28	51	148	
N of Miss	4	4	0	0	8	

Table 111: In the past year, have you felt depressed or sad MOST days, even if you felt okay sometimes?

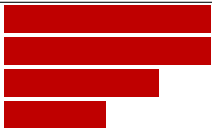
Response	6	8	10	12	Total	
NO!	41.0	32.3	25.0	27.5	31.5	
no	12.8	32.3	39.3	41.2	31.5	
yes	25.6	22.6	25.0	19.6	22.8	
YES!	20.5	12.9	10.7	11.8	14.1	
N of Valid	39	31	28	51	149	
N of Miss	3	4	0	0	7	

Table 112: It is all right to beat up people if they start the fight.





Response	6	8	10	12	Total	
NO!	34.1	19.4	25.9	25.5	26.7	
no	17.1	16.1	25.9	21.6	20.0	
yes	14.6	41.9	22.2	23.5	24.7	
YES!	34.1	22.6	25.9	29.4	28.7	
N of Valid	41	31	27	51	150	
N of Miss	1	4	1	0	6	

Table 113: I think it is okay to take something without asking if you can get away with it.





Response	6	8	10	12	Total	
NO!	72.5	46.7	57.1	49.0	56.4	
no	10.0	43.3	39.3	43.1	33.6	
yes	7.5	10.0	3.6	7.8	7.4	
YES!	10.0	0.0	0.0	0.0	2.7	
N of Valid	40	30	28	51	149	
N of Miss	2	5	0	0	7	

Table 114: Where do you get the most information about living a drug and alcohol free life? Parents/guardians





Response	6	8	10	12	Total	
All the time	61.0	31.2	55.6	39.2	46.4	
Most	19.5	40.6	25.9	33.3	29.8	
Some	7.3	12.5	11.1	21.6	13.9	
Very little	12.2	15.6	7.4	5.9	9.9	
N of Valid	41	32	27	51	151	
N of Miss	1	3	1	0	5	

Table 115: Where do you get the most information about living a drug and alcohol free life? Friends





Response	6	8	10	12	Total	
All the time	28.2	6.2	21.4	12.2	16.9	
Most	12.8	12.5	25.0	16.3	16.2	
Some	33.3	37.5	35.7	32.7	34.5	
Very little	25.6	43.8	17.9	38.8	32.4	
N of Valid	39	32	28	49	148	
N of Miss	3	3	0	2	8	

Table 116: Where do you get the most information about living a drug and alcohol free life? Family members





Response	6	8	10	12	Total	
All the time	52.5	37.5	42.9	30.0	40.0	
Most	22.5	21.9	28.6	28.0	25.3	
Some	17.5	18.8	21.4	24.0	20.7	
Very little	7.5	21.9	7.1	18.0	14.0	
N of Valid	40	32	28	50	150	
N of Miss	2	3	0	1	6	

Table 117: Where do you get the most information about living a drug and alcohol free life? School





Response	6	8	10	12	Total	
All the time	50.0	31.2	46.4	34.0	40.0	
Most	17.5	28.1	25.0	38.0	28.0	
Some	20.0	34.4	14.3	24.0	23.3	
Very little	12.5	6.2	14.3	4.0	8.7	
N of Valid	40	32	28	50	150	
N of Miss	2	3	0	1	6	

Table 118: Where do you get the most information about living a drug and alcohol free life? Internet





Response	6	8	10	12	Total	
All the time	13.2	9.4	10.7	8.2	10.2	
Most	23.7	3.1	10.7	4.1	10.2	
Some	10.5	28.1	10.7	24.5	19.0	
Very little	52.6	59.4	67.9	63.3	60.5	
N of Valid	38	32	28	49	147	
N of Miss	4	3	0	2	9	

Table 119: Where do you get the most information about living a drug and alcohol free life? TV





Response	6	8	10	12	Total	
All the time	18.4	18.8	10.7	6.1	12.9	
Most	13.2	6.2	21.4	2.0	9.5	
Some	28.9	15.6	14.3	30.6	23.8	
Very little	39.5	59.4	53.6	61.2	53.7	
N of Valid	38	32	28	49	147	
N of Miss	4	3	0	2	9	

Table 120: Where do you get the most information about living a drug and alcohol free life? Social media





Response	6	8	10	12	Total	
All the time	13.9	15.6	10.7	6.1	11.0	
Most	13.9	6.2	10.7	4.1	8.3	
Some	36.1	21.9	14.3	20.4	23.4	
Very little	36.1	56.2	64.3	69.4	57.2	
N of Valid	36	32	28	49	145	
N of Miss	6	3	0	2	11	

Table 121: How much do you think people risk harming themselves (physically or in other ways) if they: smoked one or more packs of cigarettes per day?


Response	6	8	10	12	Total	
No risk	13.2	6.2	3.7	2.0	6.1	
Slight risk	15.8	15.6	11.1	9.8	12.8	
Moderate risk	13.2	31.2	18.5	19.6	20.3	
Great risk	57.9	46.9	66.7	68.6	60.8	
N of Valid	38	32	27	51	148	
N of Miss	4	3	1	0	8	

Table 122: How much do you think people risk harming themselves (physically or in other ways) if they: try marijuana once or twice?


Response	6	8	10	12	Total	
No risk	18.4	29.0	18.5	17.6	20.4	
Slight risk	15.8	25.8	29.6	25.5	23.8	
Moderate risk	28.9	12.9	18.5	23.5	21.8	
Great risk	36.8	32.3	33.3	33.3	34.0	
N of Valid	38	31	27	51	147	
N of Miss	4	4	1	0	9	

Table 123: How much do you think people risk harming themselves (physically or in other ways) if they: smoke marijuana once or twice a week?

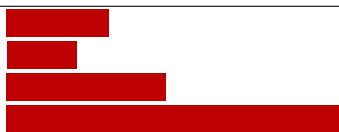
Response	6	8	10	12	Total	
No risk	18.9	12.5	11.1	13.7	14.3	
Slight risk	2.7	18.8	3.7	9.8	8.8	
Moderate risk	16.2	31.2	37.0	17.6	23.8	
Great risk	62.2	37.5	48.1	58.8	53.1	
N of Valid	37	32	27	51	147	
N of Miss	5	3	1	0	9	

Table 124: How much do you think people risk harming themselves (physically or in other ways) if they: take one or two drinks of an alcoholic beverage (beer, wine, liquor) nearly every day?


Response	6	8	10	12	Total	
No risk	16.7	21.9	18.5	9.8	15.8	
Slight risk	22.2	31.2	14.8	31.4	26.0	
Moderate risk	22.2	18.8	18.5	15.7	18.5	
Great risk	38.9	28.1	48.1	43.1	39.7	
N of Valid	36	32	27	51	146	
N of Miss	6	3	1	0	10	

Table 125: How much do you think people risk harming themselves (physically or in other ways) if they: have five or more drinks of an alcoholic beverage once or twice each weekend?


Response	6	8	10	12	Total	
No risk	16.2	25.0	18.5	7.8	15.6	
Slight risk	5.4	12.5	3.7	15.7	10.2	
Moderate risk	21.6	18.8	18.5	15.7	18.4	
Great risk	56.8	43.8	59.3	60.8	55.8	
N of Valid	37	32	27	51	147	
N of Miss	5	3	1	0	9	

Table 126: How much do you think people risk harming themselves (physically or in other ways) if they: use prescription drugs that are not prescribed to them?


Response	6	8	10	12	Total	
No risk	10.8	9.7	7.4	4.0	7.6	
Slight risk	5.4	16.1	7.4	2.0	6.9	
Moderate risk	16.2	19.4	22.2	12.0	16.6	
Great risk	67.6	54.8	63.0	82.0	69.0	
N of Valid	37	31	27	50	145	
N of Miss	5	4	1	1	11	

Table 127: How much do you think people risk harming themselves (physically or in other ways) if they: use non-prescription drugs to get high?





Response	6	8	10	12	Total	
No risk	16.7	16.1	14.8	3.9	11.7	
Slight risk	2.8	0.0	7.4	3.9	3.4	
Moderate risk	11.1	19.4	7.4	7.8	11.0	
Great risk	69.4	64.5	70.4	84.3	73.8	
N of Valid	36	31	27	51	145	
N of Miss	6	4	1	0	11	

Table 128: Have you ever used smokeless tobacco (chew, snuff, plug, dipping tobacco, or chewing tobacco)?






Response	6	8	10	12	Total	
Never	87.5	73.3	88.9	72.5	79.7	
Once or Twice	0.0	13.3	3.7	9.8	6.8	
Once in a while but not regularly	5.0	3.3	3.7	0.0	2.7	
Regularly in the past	2.5	3.3	0.0	5.9	3.4	
Regularly now	5.0	6.7	3.7	11.8	7.4	
N of Valid	40	30	27	51	148	
N of Miss	2	5	1	0	8	

Table 129: How often have you taken smokeless tobacco during the past 30 days?







Response	6	8	10	12	Total	
Not at all	92.1	80.0	92.6	82.4	86.3	
Once or twice	2.6	6.7	0.0	5.9	4.1	
Once or twice per week	2.6	6.7	0.0	0.0	2.1	
Three to five times per week	0.0	0.0	0.0	2.0	0.7	
About once a day	2.6	0.0	3.7	2.0	2.1	
More than once a day	0.0	6.7	3.7	7.8	4.8	
N of Valid	38	30	27	51	146	
N of Miss	4	5	1	0	10	

Table 130: Have you ever smoked cigarettes?

Response	6	8	10	12	Total	
Never	82.1	70.0	59.3	52.9	65.3	
Once or Twice	7.7	16.7	22.2	17.6	15.6	
Once in a while but not regularly	5.1	3.3	7.4	15.7	8.8	
Regularly in the past	5.1	3.3	0.0	3.9	3.4	
Regularly now	0.0	6.7	11.1	9.8	6.8	
N of Valid	39	30	27	51	147	
N of Miss	3	5	1	0	9	

Table 131: How frequently have you smoked cigarettes during the past 30 days?

Response	6	8	10	12	Total	
Not at all	92.5	83.3	81.5	74.5	82.4	
Less than one cigarette per day	7.5	6.7	3.7	9.8	7.4	
One to five cigarettes per day	0.0	3.3	11.1	7.8	5.4	
About one-half pack per day	0.0	3.3	3.7	3.9	2.7	
About one pack per day	0.0	3.3	0.0	3.9	2.0	
About one and one-half packs per day	0.0	0.0	0.0	0.0	0.0	
Two packs or more per day	0.0	0.0	0.0	0.0	0.0	
N of Valid	40	30	27	51	148	
N of Miss	2	5	1	0	8	

Table 132: Which statement best describes rules about smoking inside your home?

Response	6	8	10	12	Total	
Smoking is not allowed anywhere inside your home	66.7	66.7	74.1	84.3	74.1	
Smoking is allowed in some places and at some times	15.4	16.7	7.4	2.0	9.5	
Smoking is allowed anywhere inside the home	0.0	3.3	3.7	0.0	1.4	
There are no rules about smoking inside the home	2.6	3.3	3.7	7.8	4.8	
I don't know	15.4	10.0	11.1	5.9	10.2	
N of Valid	39	30	27	51	147	
N of Miss	3	5	1	0	9	



Table 133: Which statement best describes rules about smoking in your family cars?







Response	6	8	10	12	Total	
Smoking is never allowed in any car	46.2	53.3	59.3	64.7	56.5	
Smoking is allowed sometimes or in some cars	20.5	23.3	11.1	13.7	17.0	
Smoking is allowed in any car anytime	7.7	6.7	18.5	2.0	7.5	
There are no rules about smoking in the car	5.1	0.0	0.0	15.7	6.8	
We do not have a family car	0.0	0.0	3.7	0.0	0.7	
I don't know	20.5	16.7	7.4	3.9	11.6	
N of Valid	39	30	27	51	147	
N of Miss	3	5	1	0	9	

Table 134: During this school year, were you taught in any of your classes about the dangers of tobacco use?






Response	6	8	10	12	Total	
Strongly agree	23.1	13.8	26.9	15.7	19.3	
Agree	25.6	44.8	38.5	39.2	36.6	
Disagree	5.1	6.9	15.4	17.6	11.7	
Strongly disagree	10.3	3.4	3.8	7.8	6.9	
I don't know	35.9	31.0	15.4	19.6	25.5	
N of Valid	39	29	26	51	145	
N of Miss	3	6	2	0	11	

Table 135: During the past 12 months, have you participated in any community activities to discourage people your age from using cigarettes, chewing tobacco, snuff, dip or cigars?






Response	6	8	10	12	Total	
Strongly agree	27.8	14.8	11.1	7.8	14.9	
Agree	5.6	11.1	25.9	15.7	14.2	
Disagree	2.8	29.6	7.4	29.4	18.4	
Strongly disagree	27.8	18.5	25.9	23.5	24.1	
I don't know	36.1	25.9	29.6	23.5	28.4	
N of Valid	36	27	27	51	141	
N of Miss	6	8	1	0	15	

Table 136: Think back over the last two weeks. How many times have you had five or more alcoholic drinks in a row?







Response	6	8	10	12	Total	
None	94.9	79.3	81.5	74.5	82.2	
Once	0.0	10.3	0.0	15.7	7.5	
Twice	2.6	3.4	7.4	0.0	2.7	
3-5 times	2.6	3.4	3.7	7.8	4.8	
6-9 times	0.0	0.0	3.7	0.0	0.7	
10 or more times	0.0	3.4	3.7	2.0	2.1	
N of Valid	39	29	27	51	146	
N of Miss	3	6	1	0	10	

Table 137: During the past 30 days, how many times did you ride in a car or other vehicle driven by someone who had been drinking alcohol or using drugs to get high?






Response	6	8	10	12	Total	
0 times	84.6	79.3	85.2	88.2	84.9	
1 time	7.7	3.4	0.0	5.9	4.8	
2 or 3 times	5.1	6.9	14.8	2.0	6.2	
4 or 5 times	0.0	3.4	0.0	0.0	0.7	
6 or more times	2.6	6.9	0.0	3.9	3.4	
N of Valid	39	29	27	51	146	
N of Miss	3	6	1	0	10	

Table 138: During the past 30 days, how many times did you drive a car or other vehicle when you had been drinking alcohol or using drugs to get high?







Response	6	8	10	12	Total	
I did not drive a car in the past 30 days	48.6	53.6	38.5	5.9	32.4	
0 times	48.6	39.3	53.8	82.4	59.9	
1 time	0.0	0.0	3.8	2.0	1.4	
2 or 3 times	2.7	3.6	0.0	7.8	4.2	
4 or 5 times	0.0	0.0	3.8	0.0	0.7	
6 or more times	0.0	3.6	0.0	2.0	1.4	
N of Valid	37	28	26	51	142	
N of Miss	5	7	2	0	14	

Table 139: If you drank alcohol (not just a sip or taste) in the past year, how did you usually get it?

Response	6	8	10	12	Total	
I did not drink alcohol in the past year	84.2	69.2	48.0	43.1	60.0	
I bought it myself with a fake ID	0.0	0.0	0.0	0.0	0.0	
I bought it myself without a fake ID	0.0	0.0	4.0	2.0	1.4	
I got it from someone I know age 21 or older	7.9	11.5	24.0	35.3	21.4	
I got it from someone I know under age 21	0.0	3.8	4.0	5.9	3.6	
I got it from my brother or sister	0.0	3.8	4.0	0.0	1.4	
I got it from home with my parents' permission	0.0	3.8	4.0	3.9	2.9	
I got it from home without my parents' permission	0.0	0.0	4.0	0.0	0.7	
I got it from another relative	2.6	0.0	0.0	2.0	1.4	
A stranger bought it for me	0.0	0.0	0.0	2.0	0.7	
I took it from a store or shop	0.0	3.8	0.0	0.0	0.7	
Other	5.3	3.8	8.0	5.9	5.7	
N of Valid	38	26	25	51	140	
N of Miss	4	9	3	0	16	

Table 140: If you drank alcohol (not just a sip or taste) in the past year, where did you usually drink it?

Response	6	8	10	12	Total	
I did not drink alcohol in the past year	84.2	69.2	56.0	44.9	62.3	
at my home	5.3	11.5	8.0	12.2	9.4	
at someone else's home	2.6	3.8	20.0	32.7	16.7	
at an open area like a park, beach, field, back road, woods, or a street corner	2.6	11.5	12.0	4.1	6.5	
at a sporting event or concert	0.0	0.0	0.0	2.0	0.7	
at a restaurant, bar, or a nightclub	0.0	0.0	4.0	0.0	0.7	
at an empty building or a construction site	2.6	0.0	0.0	0.0	0.7	
at a hotel/motel	0.0	0.0	0.0	0.0	0.0	
in a car	2.6	3.8	0.0	4.1	2.9	
at school	0.0	0.0	0.0	0.0	0.0	
N of Valid	38	26	25	49	138	
N of Miss	4	9	3	2	18	

Table 141: How do you feel about someone your age having one or two drinks of an alcoholic beverage nearly every day?





Response	6	8	10	12	Total	
Neither approve nor disapprove	17.9	50.0	37.0	29.4	31.5	
Somewhat disapprove	20.5	15.4	18.5	29.4	22.4	
Strongly disapprove	51.3	30.8	29.6	37.3	38.5	
Don't know or can't say	10.3	3.8	14.8	3.9	7.7	
N of Valid	39	26	27	51	143	
N of Miss	3	9	1	0	13	

Table 142: On how many occasions have you had alcoholic beverages (beer, wine or hard liquor) to drink in your lifetime - more than just a few sips?








Response	6	8	10	12	Total	
0	87.2	60.7	48.1	33.3	55.9	
01/02/13	2.6	14.3	14.8	15.7	11.7	
03/05/13	2.6	14.3	7.4	7.8	7.6	
06/09/13	0.0	3.6	3.7	11.8	5.5	
10/19/13	5.1	7.1	3.7	13.7	8.3	
20-39	0.0	0.0	3.7	5.9	2.8	
40	2.6	0.0	18.5	11.8	8.3	
N of Valid	39	28	27	51	145	
N of Miss	3	7	1	0	11	

Table 143: On how many occasions have you drunk one of more drinks of an alcoholic beverage during the past 30 days?








Response	6	8	10	12	Total	
0	89.2	82.1	70.4	66.7	76.2	
01/02/13	8.1	14.3	11.1	21.6	14.7	
03/05/13	2.7	0.0	7.4	2.0	2.8	
06/09/13	0.0	3.6	7.4	3.9	3.5	
10/19/13	0.0	0.0	0.0	2.0	0.7	
20-39	0.0	0.0	3.7	2.0	1.4	
40	0.0	0.0	0.0	2.0	0.7	
N of Valid	37	28	27	51	143	
N of Miss	5	7	1	0	13	

Table 144: On how many occasions have you used marijuana (grass, pot) or hashish (hash, hash oil) in your lifetime?







Response	6	8	10	12	Total	
0	92.1	96.4	85.2	80.4	87.5	
01/02/13	2.6	0.0	7.4	2.0	2.8	
03/05/13	0.0	3.6	0.0	9.8	4.2	
06/09/13	0.0	0.0	3.7	0.0	0.7	
10/19/13	0.0	0.0	0.0	2.0	0.7	
20-39	0.0	0.0	0.0	0.0	0.0	
40	5.3	0.0	3.7	5.9	4.2	
N of Valid	38	28	27	51	144	
N of Miss	4	7	1	0	12	

Table 145: On how many occasions have you used marijuana (grass, pot) or hashish (hash, hash oil) during the past 30 days?





Response	6	8	10	12	Total	
0	100.0	96.4	92.6	96.1	96.5	
01/02/13	0.0	3.6	3.7	0.0	1.4	
03/05/13	0.0	0.0	0.0	2.0	0.7	
06/09/13	0.0	0.0	0.0	0.0	0.0	
10/19/13	0.0	0.0	3.7	2.0	1.4	
20-39	0.0	0.0	0.0	0.0	0.0	
40	0.0	0.0	0.0	0.0	0.0	
N of Valid	37	28	27	51	143	
N of Miss	5	7	1	0	13	

Table 146: On how many occasions have you used LSD or other psychedelics in your lifetime?



Response	6	8	10	12	Total	
0	100.0	100.0	96.2	100.0	99.3	
01/02/13	0.0	0.0	3.8	0.0	0.7	
03/05/13	0.0	0.0	0.0	0.0	0.0	
06/09/13	0.0	0.0	0.0	0.0	0.0	
10/19/13	0.0	0.0	0.0	0.0	0.0	
20-39	0.0	0.0	0.0	0.0	0.0	
40	0.0	0.0	0.0	0.0	0.0	
N of Valid	38	28	26	51	143	
N of Miss	4	7	2	0	13	

Table 147: On how many occasions have you used LSD or other psychedelics during the past 30 days?


Response	6	8	10	12	Total	
0	100.0	100.0	100.0	100.0	100.0	
01/02/13	0.0	0.0	0.0	0.0	0.0	
03/05/13	0.0	0.0	0.0	0.0	0.0	
06/09/13	0.0	0.0	0.0	0.0	0.0	
10/19/13	0.0	0.0	0.0	0.0	0.0	
20-39	0.0	0.0	0.0	0.0	0.0	
40	0.0	0.0	0.0	0.0	0.0	
N of Valid	38	28	27	51	144	
N of Miss	4	7	1	0	12	

Table 148: On how many occasions have you used cocaine or crack in your lifetime?



Response	6	8	10	12	Total	
0	97.4	100.0	100.0	100.0	99.3	
01/02/13	2.6	0.0	0.0	0.0	0.7	
03/05/13	0.0	0.0	0.0	0.0	0.0	
06/09/13	0.0	0.0	0.0	0.0	0.0	
10/19/13	0.0	0.0	0.0	0.0	0.0	
20-39	0.0	0.0	0.0	0.0	0.0	
40	0.0	0.0	0.0	0.0	0.0	
N of Valid	38	28	27	51	144	
N of Miss	4	7	1	0	12	

Table 149: On how many occasions have you used cocaine or crack during the past 30 days?


Response	6	8	10	12	Total	
0	100.0	100.0	100.0	100.0	100.0	
01/02/13	0.0	0.0	0.0	0.0	0.0	
03/05/13	0.0	0.0	0.0	0.0	0.0	
06/09/13	0.0	0.0	0.0	0.0	0.0	
10/19/13	0.0	0.0	0.0	0.0	0.0	
20-39	0.0	0.0	0.0	0.0	0.0	
40	0.0	0.0	0.0	0.0	0.0	
N of Valid	38	28	27	51	144	
N of Miss	4	7	1	0	12	

Table 150: On how many occasions have you sniffed glue, breathed the contents of an aerosol spray can, or inhaled other gases or sprays, in order to get high in your lifetime?






Response	6	8	10	12	Total	
0	89.5	85.7	88.9	96.1	91.0	
01/02/13	5.3	10.7	11.1	2.0	6.2	
03/05/13	2.6	0.0	0.0	0.0	0.7	
06/09/13	0.0	3.6	0.0	2.0	1.4	
10/19/13	2.6	0.0	0.0	0.0	0.7	
20-39	0.0	0.0	0.0	0.0	0.0	
40	0.0	0.0	0.0	0.0	0.0	
N of Valid	38	28	27	51	144	
N of Miss	4	7	1	0	12	

Table 151: On how many occasions have you sniffed glue, breathed the contents of an aerosol spray can, or inhaled other gases or sprays, in order to get high during the past 30 days?




Response	6	8	10	12	Total	
0	97.3	96.4	96.3	98.0	97.2	
01/02/13	2.7	3.6	3.7	0.0	2.1	
03/05/13	0.0	0.0	0.0	0.0	0.0	
06/09/13	0.0	0.0	0.0	2.0	0.7	
10/19/13	0.0	0.0	0.0	0.0	0.0	
20-39	0.0	0.0	0.0	0.0	0.0	
40	0.0	0.0	0.0	0.0	0.0	
N of Valid	37	28	27	51	143	
N of Miss	5	7	1	0	13	

Table 152: On how many occasions have you used Daztrex in your lifetime?


Response	6	8	10	12	Total	
0	100.0	100.0	100.0	100.0	100.0	
01/02/13	0.0	0.0	0.0	0.0	0.0	
03/05/13	0.0	0.0	0.0	0.0	0.0	
06/09/13	0.0	0.0	0.0	0.0	0.0	
10/19/13	0.0	0.0	0.0	0.0	0.0	
20-39	0.0	0.0	0.0	0.0	0.0	
40	0.0	0.0	0.0	0.0	0.0	
N of Valid	37	28	27	51	143	
N of Miss	5	7	1	0	13	

Table 153: On how many occasions have you used Daztrex during the past 30 days?


Response	6	8	10	12	Total	
0	100.0	100.0	100.0	100.0	100.0	
01/02/13	0.0	0.0	0.0	0.0	0.0	
03/05/13	0.0	0.0	0.0	0.0	0.0	
06/09/13	0.0	0.0	0.0	0.0	0.0	
10/19/13	0.0	0.0	0.0	0.0	0.0	
20-39	0.0	0.0	0.0	0.0	0.0	
40	0.0	0.0	0.0	0.0	0.0	
N of Valid	37	28	27	51	143	
N of Miss	5	7	1	0	13	

Table 154: On how many occasions have you used synthetic marijuana in your lifetime?





Response	6	8	10	12	Total	
0	97.3	100.0	96.2	94.1	96.5	
01/02/13	0.0	0.0	3.8	0.0	0.7	
03/05/13	2.7	0.0	0.0	3.9	2.1	
06/09/13	0.0	0.0	0.0	0.0	0.0	
10/19/13	0.0	0.0	0.0	0.0	0.0	
20-39	0.0	0.0	0.0	0.0	0.0	
40	0.0	0.0	0.0	2.0	0.7	
N of Valid	37	28	26	51	142	
N of Miss	5	7	2	0	14	



Table 155: On how many occasions have you used synthetic marijuana during the past 30 days?

Response	6	8	10	12	Total	
0	100.0	100.0	100.0	100.0	100.0	
01/02/13	0.0	0.0	0.0	0.0	0.0	
03/05/13	0.0	0.0	0.0	0.0	0.0	
06/09/13	0.0	0.0	0.0	0.0	0.0	
10/19/13	0.0	0.0	0.0	0.0	0.0	
20-39	0.0	0.0	0.0	0.0	0.0	
40	0.0	0.0	0.0	0.0	0.0	
N of Valid	37	28	27	51	143	
N of Miss	5	7	1	0	13	

Table 156: On how many occasions have you used methamphetamines (meth, speed, crank, crystal meth) in your lifetime?

Response	6	8	10	12	Total	
0	100.0	100.0	100.0	100.0	100.0	
01/02/13	0.0	0.0	0.0	0.0	0.0	
03/05/13	0.0	0.0	0.0	0.0	0.0	
06/09/13	0.0	0.0	0.0	0.0	0.0	
10/19/13	0.0	0.0	0.0	0.0	0.0	
20-39	0.0	0.0	0.0	0.0	0.0	
40	0.0	0.0	0.0	0.0	0.0	
N of Valid	37	28	26	51	142	
N of Miss	5	7	2	0	14	

Table 157: On how many occasions have you used methamphetamines (meth, speed, crank, crystal meth) in the past 30 days?

Response	6	8	10	12	Total	
0	100.0	100.0	100.0	100.0	100.0	
01/02/13	0.0	0.0	0.0	0.0	0.0	
03/05/13	0.0	0.0	0.0	0.0	0.0	
06/09/13	0.0	0.0	0.0	0.0	0.0	
10/19/13	0.0	0.0	0.0	0.0	0.0	
20-39	0.0	0.0	0.0	0.0	0.0	
40	0.0	0.0	0.0	0.0	0.0	
N of Valid	37	28	27	51	143	
N of Miss	5	7	1	0	13	

Table 158: On how many occasions have you used other chemical products (bath salts, plant food, etc.) in your lifetime?



Response	6	8	10	12	Total	
0	100.0	100.0	100.0	98.0	99.3	
01/02/13	0.0	0.0	0.0	2.0	0.7	
03/05/13	0.0	0.0	0.0	0.0	0.0	
06/09/13	0.0	0.0	0.0	0.0	0.0	
10/19/13	0.0	0.0	0.0	0.0	0.0	
20-39	0.0	0.0	0.0	0.0	0.0	
40	0.0	0.0	0.0	0.0	0.0	
N of Valid	36	28	27	51	142	
N of Miss	6	7	1	0	14	

Table 159: On how many occasions have you used other chemical products (bath salts, plant food, etc.) during the past 30 days?



Response	6	8	10	12	Total	
0	100.0	100.0	100.0	98.0	99.3	
01/02/13	0.0	0.0	0.0	2.0	0.7	
03/05/13	0.0	0.0	0.0	0.0	0.0	
06/09/13	0.0	0.0	0.0	0.0	0.0	
10/19/13	0.0	0.0	0.0	0.0	0.0	
20-39	0.0	0.0	0.0	0.0	0.0	
40	0.0	0.0	0.0	0.0	0.0	
N of Valid	36	28	27	51	142	
N of Miss	6	7	1	0	14	

Table 160: On how many occasions have you used heroin or other opiates in your lifetime?


Response	6	8	10	12	Total	
0	100.0	100.0	100.0	100.0	100.0	
01/02/13	0.0	0.0	0.0	0.0	0.0	
03/05/13	0.0	0.0	0.0	0.0	0.0	
06/09/13	0.0	0.0	0.0	0.0	0.0	
10/19/13	0.0	0.0	0.0	0.0	0.0	
20-39	0.0	0.0	0.0	0.0	0.0	
40	0.0	0.0	0.0	0.0	0.0	
N of Valid	36	28	27	51	142	
N of Miss	6	7	1	0	14	

Table 161: On how many occasions have you used heroin or other opiates during the past 30 days?


Response	6	8	10	12	Total	
0	100.0	100.0	100.0	100.0	100.0	
01/02/13	0.0	0.0	0.0	0.0	0.0	
03/05/13	0.0	0.0	0.0	0.0	0.0	
06/09/13	0.0	0.0	0.0	0.0	0.0	
10/19/13	0.0	0.0	0.0	0.0	0.0	
20-39	0.0	0.0	0.0	0.0	0.0	
40	0.0	0.0	0.0	0.0	0.0	
N of Valid	37	28	27	51	143	
N of Miss	5	7	1	0	13	

Table 162: On how many occasions have you used MDMA ('X', 'E', or ecstasy) in your lifetime?



Response	6	8	10	12	Total	
0	100.0	100.0	96.3	100.0	99.3	
01/02/13	0.0	0.0	0.0	0.0	0.0	
03/05/13	0.0	0.0	3.7	0.0	0.7	
06/09/13	0.0	0.0	0.0	0.0	0.0	
10/19/13	0.0	0.0	0.0	0.0	0.0	
20-39	0.0	0.0	0.0	0.0	0.0	
40	0.0	0.0	0.0	0.0	0.0	
N of Valid	37	28	27	51	143	
N of Miss	5	7	1	0	13	

Table 163: On how many occasions have you used MDMA ('X', 'E', or ecstasy) during the past 30 days?



Response	6	8	10	12	Total	
0	100.0	100.0	96.3	100.0	99.3	
01/02/13	0.0	0.0	3.7	0.0	0.7	
03/05/13	0.0	0.0	0.0	0.0	0.0	
06/09/13	0.0	0.0	0.0	0.0	0.0	
10/19/13	0.0	0.0	0.0	0.0	0.0	
20-39	0.0	0.0	0.0	0.0	0.0	
40	0.0	0.0	0.0	0.0	0.0	
N of Valid	37	28	27	51	143	
N of Miss	5	7	1	0	13	

Table 164: On how many occasions have you taken prescription drugs (such as Valium, Xanax, Ritalin, Adderall, OxyContin, Darvocet, or sleeping pills) not prescribed to you in your lifetime?







Response	6	8	10	12	Total	
0	97.3	96.4	77.8	86.3	89.5	
01/02/13	0.0	0.0	11.1	5.9	4.2	
03/05/13	2.7	3.6	0.0	0.0	1.4	
06/09/13	0.0	0.0	0.0	3.9	1.4	
10/19/13	0.0	0.0	3.7	3.9	2.1	
20-39	0.0	0.0	0.0	0.0	0.0	
40	0.0	0.0	7.4	0.0	1.4	
N of Valid	37	28	27	51	143	
N of Miss	5	7	1	0	13	

Table 165: On how many occasions have you taken prescription drugs (such as Valium, Xanax, Ritalin, Adderall, OxyContin, Darvocet, or sleeping pills) not prescribed to you during the past 30 days?





Response	6	8	10	12	Total	
0	100.0	100.0	88.9	96.1	96.5	
01/02/13	0.0	0.0	3.7	2.0	1.4	
03/05/13	0.0	0.0	0.0	2.0	0.7	
06/09/13	0.0	0.0	7.4	0.0	1.4	
10/19/13	0.0	0.0	0.0	0.0	0.0	
20-39	0.0	0.0	0.0	0.0	0.0	
40	0.0	0.0	0.0	0.0	0.0	
N of Valid	37	28	27	51	143	
N of Miss	5	7	1	0	13	

Table 166: On how many occasions have you taken non-prescription medicines such as diet pills (for example, Dietac, Dexatrim or Prolamine), stay-awake pills (for example No-Doz, Vivarin, or Wake), or cough or cold medicines (robos, DXM, etc.) to get high in your lifetime?




Response	6	8	10	12	Total	
0	94.6	100.0	92.6	100.0	97.2	
01/02/13	2.7	0.0	3.7	0.0	1.4	
03/05/13	2.7	0.0	3.7	0.0	1.4	
06/09/13	0.0	0.0	0.0	0.0	0.0	
10/19/13	0.0	0.0	0.0	0.0	0.0	
20-39	0.0	0.0	0.0	0.0	0.0	
40	0.0	0.0	0.0	0.0	0.0	
N of Valid	37	28	27	51	143	
N of Miss	5	7	1	0	13	

Table 167: On how many occasions have you taken non-prescription medicines such as diet pills (for example, Dietac, Dexatrim or Prolamine), stay-awake pills (for example No-Doz, Vivarin, or Wake), or cough or cold medicines (robos, DXM, etc.) to get high during the past 30 days?




Response	6	8	10	12	Total	
0	94.6	100.0	96.2	100.0	97.9	
01/02/13	2.7	0.0	3.8	0.0	1.4	
03/05/13	2.7	0.0	0.0	0.0	0.7	
06/09/13	0.0	0.0	0.0	0.0	0.0	
10/19/13	0.0	0.0	0.0	0.0	0.0	
20-39	0.0	0.0	0.0	0.0	0.0	
40	0.0	0.0	0.0	0.0	0.0	
N of Valid	37	28	26	51	142	
N of Miss	5	7	2	0	14	

Table 168: On how many occasions have you been drunk or very high from drinking alcoholic beverages during the past 30 days?






Response	6	8	10	12	Total	
0	91.9	89.3	74.1	78.4	83.2	
01/02/13	8.1	7.1	11.1	11.8	9.8	
03/05/13	0.0	3.6	11.1	5.9	4.9	
06/09/13	0.0	0.0	3.7	2.0	1.4	
10/19/13	0.0	0.0	0.0	0.0	0.0	
20-39	0.0	0.0	0.0	0.0	0.0	
40	0.0	0.0	0.0	2.0	0.7	
N of Valid	37	28	27	51	143	
N of Miss	5	7	1	0	13	

Table 169: On how many occasions have you drunk flavored alcoholic beverages, sometimes called 'alcopops' (like Mike's Hard Lemonade, Smirnoff Ice, Bacardi Breezers, etc.) in your lifetime?








Response	6	8	10	12	Total	
0	89.2	71.4	59.3	43.1	63.6	
01/02/13	8.1	3.6	18.5	15.7	11.9	
03/05/13	2.7	17.9	0.0	11.8	8.4	
06/09/13	0.0	0.0	3.7	11.8	4.9	
10/19/13	0.0	3.6	0.0	9.8	4.2	
20-39	0.0	3.6	0.0	2.0	1.4	
40	0.0	0.0	18.5	5.9	5.6	
N of Valid	37	28	27	51	143	
N of Miss	5	7	1	0	13	

Table 170: On how many occasions have you drunk flavored alcoholic beverages, sometimes called 'alcopops' (like Mike's Hard Lemonade, Smirnoff Ice, Bacardi Breezers, etc.) during the past 30 days?






Response	6	8	10	12	Total	
0	97.3	89.3	81.5	86.3	88.8	
01/02/13	2.7	10.7	3.7	7.8	6.3	
03/05/13	0.0	0.0	11.1	3.9	3.5	
06/09/13	0.0	0.0	0.0	0.0	0.0	
10/19/13	0.0	0.0	0.0	2.0	0.7	
20-39	0.0	0.0	0.0	0.0	0.0	
40	0.0	0.0	3.7	0.0	0.7	
N of Valid	37	28	27	51	143	
N of Miss	5	7	1	0	13	

Table 171: If you used prescription drugs or over the counter drugs without a doctor telling you to use it or for the purpose of getting high, where did you get these drugs?







Response	6	8	10	12	Total	
I did not use prescription drugs or over the counter drugs to get high.	94.3	100.0	82.1	98.0	94.2	
I bought it or took it from a store or shop.	0.0	0.0	7.1	0.0	1.4	
I got it from my parents with permission.	0.0	0.0	3.6	0.0	0.7	
I got it from home without permission.	0.0	0.0	0.0	0.0	0.0	
I got it from a relative with permission.	0.0	0.0	3.6	0.0	0.7	
I got it from a relative without permission.	0.0	0.0	0.0	0.0	0.0	
I got it from a friends home with permission.	0.0	0.0	0.0	0.0	0.0	
I got it from a friends home without permission.	0.0	0.0	0.0	0.0	0.0	
I got it from a friend while at school.	2.9	0.0	3.6	0.0	1.4	
I got it from a friend while at a party.	0.0	0.0	0.0	0.0	0.0	
I got it from a friend, elsewhere	2.9	0.0	0.0	2.0	1.4	
N of Valid	35	24	28	51	138	
N of Miss	7	11	0	0	18	

Table 172: During the last month, about how many marijuana cigarettes, or the equivalent, did you smoke a day, on the average?


Response	6	8	10	12	Total	
None	92.1	88.0	85.7	92.2	90.1	
Less than 1 a day	7.9	12.0	7.1	3.9	7.0	
1 a day	0.0	0.0	0.0	0.0	0.0	
2-3 a day	0.0	0.0	3.6	2.0	1.4	
4-6 a day	0.0	0.0	0.0	0.0	0.0	
7-10 a day	0.0	0.0	3.6	0.0	0.7	
11 or more a day	0.0	0.0	0.0	2.0	0.7	
N of Valid	38	25	28	51	142	
N of Miss	4	10	0	0	14	

Table 173: How wrong do your friends feel it would be for YOU to: drink alcohol?


Response	6	8	10	12	Total	
Very wrong	73.7	40.7	42.9	23.5	43.8	
Wrong	13.2	22.2	17.9	27.5	20.8	
A little bit wrong	10.5	25.9	17.9	29.4	21.5	
Not wrong at all	2.6	11.1	21.4	19.6	13.9	
N of Valid	38	27	28	51	144	
N of Miss	4	8	0	0	12	

Table 174: How wrong do your friends feel it would be for YOU to: smoke tobacco?


Response	6	8	10	12	Total	
Very wrong	76.3	63.0	32.1	33.3	50.0	
Wrong	7.9	11.1	39.3	17.6	18.1	
A little bit wrong	10.5	11.1	10.7	21.6	14.6	
Not wrong at all	5.3	14.8	17.9	27.5	17.4	
N of Valid	38	27	28	51	144	
N of Miss	4	8	0	0	12	



Table 175: How wrong do your friends feel it would be for YOU to: smoke marijuana?





Response	6	8	10	12	Total	
Very wrong	81.6	63.0	60.7	58.8	66.0	
Wrong	7.9	18.5	17.9	23.5	17.4	
A little bit wrong	5.3	11.1	10.7	9.8	9.0	
Not wrong at all	5.3	7.4	10.7	7.8	7.6	
N of Valid	38	27	28	51	144	
N of Miss	4	8	0	0	12	

Table 176: How wrong do your friends feel it would be for YOU to: use prescription drugs not prescribed to you





Response	6	8	10	12	Total	
Very wrong	76.3	66.7	50.0	68.6	66.7	
Wrong	15.8	14.8	28.6	23.5	20.8	
A little bit wrong	0.0	14.8	14.3	2.0	6.2	
Not wrong at all	7.9	3.7	7.1	5.9	6.2	
N of Valid	38	27	28	51	144	
N of Miss	4	8	0	0	12	

Table 177: How wrong would most adults (over 21) in your neighborhood think it is for kids your age: to use marijuana?





Response	6	8	10	12	Total	
Very wrong	91.9	74.1	85.7	70.6	79.7	
Wrong	5.4	22.2	7.1	19.6	14.0	
A little bit wrong	0.0	0.0	3.6	3.9	2.1	
Not wrong at all	2.7	3.7	3.6	5.9	4.2	
N of Valid	37	27	28	51	143	
N of Miss	5	8	0	0	13	

Table 178: How wrong would most adults (over 21) in your neighborhood think it is for kids your age: to drink alcohol?





Response	6	8	10	12	Total	
Very wrong	88.6	66.7	67.9	49.0	66.0	
Wrong	8.6	14.8	7.1	23.5	14.9	
A little bit wrong	0.0	11.1	17.9	19.6	12.8	
Not wrong at all	2.9	7.4	7.1	7.8	6.4	
N of Valid	35	27	28	51	141	
N of Miss	7	8	0	0	15	

Table 179: How wrong would most adults (over 21) in your neighborhood think it is for kids your age: to smoke cigarettes?





Response	6	8	10	12	Total	
Very wrong	86.1	63.0	64.3	52.9	65.5	
Wrong	8.3	14.8	14.3	25.5	16.9	
A little bit wrong	2.8	14.8	14.3	11.8	10.6	
Not wrong at all	2.8	7.4	7.1	9.8	7.0	
N of Valid	36	27	28	51	142	
N of Miss	6	8	0	0	14	

Table 180: How much do each of the following statements describe your neighborhood? crime and/or drug selling





Response	6	8	10	12	Total	
NO!	83.3	70.4	60.7	64.7	69.7	
no	13.9	14.8	25.0	21.6	19.0	
yes	2.8	14.8	3.6	11.8	8.5	
YES!	0.0	0.0	10.7	2.0	2.8	
N of Valid	36	27	28	51	142	
N of Miss	6	8	0	0	14	

Table 181: How much do each of the following statements describe your neighborhood? fights





Response	6	8	10	12	Total	
NO!	68.6	51.9	50.0	49.0	54.6	
no	20.0	33.3	32.1	29.4	28.4	
yes	11.4	7.4	7.1	19.6	12.8	
YES!	0.0	7.4	10.7	2.0	4.3	
N of Valid	35	27	28	51	141	
N of Miss	7	8	0	0	15	

Table 182: How much do each of the following statements describe your neighborhood? lots of empty or abandoned buildings





Response	6	8	10	12	Total	
NO!	76.5	66.7	57.1	62.7	65.7	
no	14.7	22.2	32.1	33.3	26.4	
yes	5.9	11.1	10.7	3.9	7.1	
YES!	2.9	0.0	0.0	0.0	0.7	
N of Valid	34	27	28	51	140	
N of Miss	8	8	0	0	16	

Table 183: How much do each of the following statements describe your neighborhood? lots of graffiti





Response	6	8	10	12	Total	
NO!	71.9	77.8	67.9	66.7	70.3	
no	28.1	22.2	32.1	29.4	28.3	
yes	0.0	0.0	0.0	2.0	0.7	
YES!	0.0	0.0	0.0	2.0	0.7	
N of Valid	32	27	28	51	138	
N of Miss	10	8	0	0	18	

Table 184: I feel safe in my neighborhood.

Response	6	8	10	12	Total
NO!	3.0	11.1	3.6	3.9	5.0
no	0.0	3.7	14.3	3.9	5.0
yes	21.2	37.0	21.4	37.3	30.2
YES!	75.8	48.1	60.7	54.9	59.7
N of Valid	33	27	28	51	139
N of Miss	9	8	0	0	17

Table 185: If a kid smoked marijuana in your neighborhood would he or she be caught by the police?

Response	6	8	10	12	Total
NO!	16.2	32.0	25.0	33.3	27.0
no	21.6	40.0	39.3	51.0	39.0
yes	18.9	16.0	25.0	7.8	15.6
YES!	43.2	12.0	10.7	7.8	18.4
N of Valid	37	25	28	51	141
N of Miss	5	10	0	0	15

Table 186: If a kid drank some beer, wine or hard liquor (for example, vodka, whiskey, or gin) in your neighborhood would he or she be caught by the police?

Response	6	8	10	12	Total
NO!	21.6	44.0	28.6	33.3	31.2
no	21.6	28.0	35.7	54.9	37.6
yes	18.9	20.0	25.0	5.9	15.6
YES!	37.8	8.0	10.7	5.9	15.6
N of Valid	37	25	28	51	141
N of Miss	5	10	0	0	15

Table 187: If a kid carried a handgun in your neighborhood would he or she be caught by the police?





Response	6	8	10	12	Total	
NO!	16.2	36.0	17.9	25.5	23.4	
no	18.9	32.0	32.1	31.4	28.4	
yes	29.7	12.0	21.4	33.3	26.2	
YES!	35.1	20.0	28.6	9.8	22.0	
N of Valid	37	25	28	51	141	
N of Miss	5	10	0	0	15	

Table 188: If you wanted to get some cigarettes, how easy would it be for you to get some?





Response	6	8	10	12	Total	
Very hard	75.0	30.4	25.9	11.8	34.3	
Sort of hard	5.6	13.0	18.5	11.8	11.7	
Sort of easy	13.9	39.1	29.6	9.8	19.7	
Very easy	5.6	17.4	25.9	66.7	34.3	
N of Valid	36	23	27	51	137	
N of Miss	6	12	1	0	19	

Table 189: If you wanted to get some beer, wine or hard liquor (for example, vodka, whiskey, or gin), how easy would it be for you to get some?





Response	6	8	10	12	Total	
Very hard	72.2	21.7	33.3	13.7	34.3	
Sort of hard	13.9	26.1	11.1	9.8	13.9	
Sort of easy	2.8	26.1	14.8	35.3	21.2	
Very easy	11.1	26.1	40.7	41.2	30.7	
N of Valid	36	23	27	51	137	
N of Miss	6	12	1	0	19	

Table 190: If you wanted to get a drug like cocaine, LSD, or amphetamines, how easy would it be for you to get some?





Response	6	8	10	12	Total	
Very hard	86.1	85.7	61.5	51.0	67.9	
Sort of hard	5.6	14.3	26.9	29.4	20.1	
Sort of easy	2.8	0.0	7.7	9.8	6.0	
Very easy	5.6	0.0	3.8	9.8	6.0	
N of Valid	36	21	26	51	134	
N of Miss	6	14	2	0	22	

Table 191: If you wanted to get a handgun, how easy would it be for you to get one?





Response	6	8	10	12	Total	
Very hard	63.9	38.1	38.5	37.3	44.8	
Sort of hard	8.3	19.0	11.5	19.6	14.9	
Sort of easy	16.7	14.3	26.9	17.6	18.7	
Very easy	11.1	28.6	23.1	25.5	21.6	
N of Valid	36	21	26	51	134	
N of Miss	6	14	2	0	22	

Table 192: If you wanted to get some marijuana, how easy would it be for you to get some?





Response	6	8	10	12	Total	
Very hard	83.3	71.4	34.6	23.5	49.3	
Sort of hard	8.3	14.3	19.2	9.8	11.9	
Sort of easy	0.0	4.8	19.2	31.4	16.4	
Very easy	8.3	9.5	26.9	35.3	22.4	
N of Valid	36	21	26	51	134	
N of Miss	6	14	2	0	22	

Table 193: If you wanted to get prescription drugs for the purpose of getting high, how easy would it be for you to get some?





Response	6	8	10	12	Total	
Very hard	80.6	47.6	30.8	23.5	44.0	
Sort of hard	11.1	33.3	11.5	25.5	20.1	
Sort of easy	0.0	14.3	34.6	25.5	18.7	
Very easy	8.3	4.8	23.1	25.5	17.2	
N of Valid	36	21	26	51	134	
N of Miss	6	14	2	0	22	

Table 194: If you wanted to get synthetic marijuana such as K2 or chemical products such as bath salts to get high, how easy would it be for you to get some?





Response	6	8	10	12	Total	
Very hard	83.3	85.7	42.3	43.1	60.4	
Sort of hard	8.3	4.8	34.6	33.3	22.4	
Sort of easy	0.0	4.8	11.5	9.8	6.7	
Very easy	8.3	4.8	11.5	13.7	10.4	
N of Valid	36	21	26	51	134	
N of Miss	6	14	2	0	22	

Table 195: If you wanted to get steroids to enhance athletic performance, how easy would it be for you to get some?





Response	6	8	10	12	Total	
Very hard	91.7	81.0	53.8	60.8	70.9	
Sort of hard	0.0	4.8	19.2	19.6	11.9	
Sort of easy	2.8	9.5	23.1	11.8	11.2	
Very easy	5.6	4.8	3.8	7.8	6.0	
N of Valid	36	21	26	51	134	
N of Miss	6	14	2	0	22	

Table 196: During the past 12 months, have you participated in any alcohol prevention programs or seen any alcohol prevention messages in your school or community? Yes, a school-based program focused on preventing underage drinking and/or drinking and driving.



Response	6	8	10	12	Total	
No	76.2	77.1	53.6	62.7	67.9	
Yes	23.8	22.9	46.4	37.3	32.1	
N of Valid	42	35	28	51	156	
N of Miss	0	0	0	0	0	

Table 197: During the past 12 months, have you participated in any alcohol prevention programs or seen any alcohol prevention messages in your school or community? Yes, a community-based program focused on preventing underage drinking and/or drinking and driving (for example, through your church or temple or through youth groups like Boys and Girls Club or 4-H).



Response	6	8	10	12	Total	
No	95.2	97.1	78.6	100.0	94.2	
Yes	4.8	2.9	21.4	0.0	5.8	
N of Valid	42	35	28	51	156	
N of Miss	0	0	0	0	0	

Table 198: During the past 12 months, have you participated in any alcohol prevention programs or seen any alcohol prevention messages in your school or community? Yes, a media campaign addressing underage drinking and/or drinking and driving (for example, newspaper ads, posters, pamphlets, radio, TV).



Response	6	8	10	12	Total	
No	92.9	91.4	85.7	94.1	91.7	
Yes	7.1	8.6	14.3	5.9	8.3	
N of Valid	42	35	28	51	156	
N of Miss	0	0	0	0	0	

Table 199: During the past 12 months, have you participated in any alcohol prevention programs or seen any alcohol prevention messages in your school or community? No



Response	6	8	10	12	Total	
No	59.5	68.6	53.6	43.1	55.1	
Yes	40.5	31.4	46.4	56.9	44.9	
N of Valid	42	35	28	51	156	
N of Miss	0	0	0	0	0	



Table 200: How wrong do your parents feel it would be for YOU to: drink beer, wine or hard liquor (for example, vodka, whiskey or gin) regularly?

Response	6	8	10	12	Total	
Very wrong	89.2	75.0	60.7	68.6	73.5	
Wrong	10.8	0.0	14.3	23.5	14.7	
A little bit wrong	0.0	20.0	14.3	5.9	8.1	
Not wrong at all	0.0	5.0	10.7	2.0	3.7	
N of Valid	37	20	28	51	136	
N of Miss	5	15	0	0	20	

Table 201: How wrong do your parents feel it would be for YOU to: smoke tobacco?

Response	6	8	10	12	Total	
Very wrong	91.7	75.0	64.3	70.6	75.6	
Wrong	8.3	25.0	21.4	13.7	15.6	
A little bit wrong	0.0	0.0	3.6	7.8	3.7	
Not wrong at all	0.0	0.0	10.7	7.8	5.2	
N of Valid	36	20	28	51	135	
N of Miss	6	15	0	0	21	

Table 202: How wrong do your parents feel it would be for YOU to: smoke marijuana?

Response	6	8	10	12	Total	
Very wrong	91.4	90.0	75.0	88.2	86.6	
Wrong	8.6	5.0	10.7	9.8	9.0	
A little bit wrong	0.0	0.0	3.6	0.0	0.7	
Not wrong at all	0.0	5.0	10.7	2.0	3.7	
N of Valid	35	20	28	51	134	
N of Miss	7	15	0	0	22	

Table 203: How wrong do your parents feel it would be for YOU to: use prescription drugs not prescribed to you?




Response	6	8	10	12	Total	
Very wrong	91.9	95.0	71.4	94.1	89.0	
Wrong	8.1	5.0	25.0	5.9	10.3	
A little bit wrong	0.0	0.0	0.0	0.0	0.0	
Not wrong at all	0.0	0.0	3.6	0.0	0.7	
N of Valid	37	20	28	51	136	
N of Miss	5	15	0	0	20	

Table 204: How wrong do your parents feel it would be for YOU to: steal something worth more than \$5?





Response	6	8	10	12	Total	
Very wrong	80.0	85.0	78.6	84.3	82.1	
Wrong	14.3	10.0	17.9	15.7	14.9	
A little bit wrong	5.7	5.0	0.0	0.0	2.2	
Not wrong at all	0.0	0.0	3.6	0.0	0.7	
N of Valid	35	20	28	51	134	
N of Miss	7	15	0	0	22	

Table 205: How wrong do your parents feel it would be for YOU to: draw graffiti, write things, or draw pictures on buildings or other property (without the owner's permission)?





Response	6	8	10	12	Total	
Very wrong	89.2	75.0	67.9	78.4	78.7	
Wrong	8.1	20.0	25.0	17.6	16.9	
A little bit wrong	0.0	5.0	0.0	2.0	1.5	
Not wrong at all	2.7	0.0	7.1	2.0	2.9	
N of Valid	37	20	28	51	136	
N of Miss	5	15	0	0	20	

Table 206: How wrong do your parents feel it would be for YOU to: pick a fight with someone?





Response	6	8	10	12	Total	
Very wrong	73.0	50.0	46.4	56.9	58.1	
Wrong	18.9	20.0	25.0	25.5	22.8	
A little bit wrong	8.1	10.0	25.0	13.7	14.0	
Not wrong at all	0.0	20.0	3.6	3.9	5.1	
N of Valid	37	20	28	51	136	
N of Miss	5	15	0	0	20	

Table 207: During the past 12 months, have you talked with at least one of your parents about the dangers of underage drinking and/or drinking and driving? By parents, we mean either your biological parents, adoptive parents, stepparents, or adult guardians - whether or not they live with you.



Response	6	8	10	12	Total	
No	42.4	66.7	48.1	48.0	49.6	
Yes	57.6	33.3	51.9	52.0	50.4	
N of Valid	33	21	27	50	131	
N of Miss	9	14	1	1	25	

Table 208: The rules in my family are clear.





Response	6	8	10	12	Total	
NO!	5.4	0.0	10.7	0.0	3.7	
no	2.7	10.5	3.6	2.0	3.7	
yes	18.9	31.6	39.3	49.0	36.3	
YES!	73.0	57.9	46.4	49.0	56.3	
N of Valid	37	19	28	51	135	
N of Miss	5	16	0	0	21	

Table 209: People in my family often insult or yell at each other.





Response	6	8	10	12	Total	
NO!	59.5	31.6	35.7	17.6	34.8	
no	32.4	36.8	35.7	51.0	40.7	
yes	5.4	21.1	25.0	25.5	19.3	
YES!	2.7	10.5	3.6	5.9	5.2	
N of Valid	37	19	28	51	135	
N of Miss	5	16	0	0	21	

Table 210: When I am not at home, one of my parents knows where I am and who I am with.





Response	6	8	10	12	Total	
NO!	5.6	0.0	3.6	2.0	3.0	
no	5.6	11.1	10.7	3.9	6.8	
yes	11.1	33.3	35.7	52.9	35.3	
YES!	77.8	55.6	50.0	41.2	54.9	
N of Valid	36	18	28	51	133	
N of Miss	6	17	0	0	23	

Table 211: We argue about the same things in my family over and over.





Response	6	8	10	12	Total	
NO!	48.6	16.7	21.4	13.7	25.0	
no	28.6	50.0	39.3	45.1	40.2	
yes	14.3	22.2	28.6	37.3	27.3	
YES!	8.6	11.1	10.7	3.9	7.6	
N of Valid	35	18	28	51	132	
N of Miss	7	17	0	0	24	

Table 212: If you drank some beer or wine or liquor (for example, vodka, whiskey, or gin) without your parents' permission, would you be caught by your parents?





Response	6	8	10	12	Total	
NO!	12.1	16.7	14.3	9.8	12.3	
no	6.1	22.2	21.4	41.2	25.4	
yes	6.1	27.8	25.0	23.5	20.0	
YES!	75.8	33.3	39.3	25.5	42.3	
N of Valid	33	18	28	51	130	
N of Miss	9	17	0	0	26	

Table 213: My family has clear rules about alcohol and drug use.





Response	6	8	10	12	Total	
NO!	5.7	0.0	7.4	2.0	3.8	
no	8.6	23.5	11.1	7.8	10.8	
yes	8.6	35.3	29.6	49.0	32.3	
YES!	77.1	41.2	51.9	41.2	53.1	
N of Valid	35	17	27	51	130	
N of Miss	7	18	1	0	26	

Table 214: If you carried a handgun without your parents' permission, would you be caught by your parents?





Response	6	8	10	12	Total	
NO!	0.0	5.9	7.4	2.0	3.1	
no	14.3	5.9	0.0	29.4	16.2	
yes	14.3	41.2	51.9	33.3	33.1	
YES!	71.4	47.1	40.7	35.3	47.7	
N of Valid	35	17	27	51	130	
N of Miss	7	18	1	0	26	

Table 215: If you skipped school would you be caught by your parents?

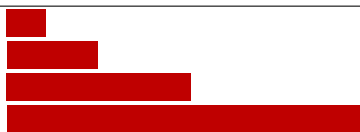
Response	6	8	10	12	Total	
NO!	2.9	6.2	3.6	3.9	3.9	
no	2.9	0.0	10.7	23.5	12.4	
yes	17.6	43.8	28.6	29.4	27.9	
YES!	76.5	50.0	57.1	43.1	55.8	
N of Valid	34	16	28	51	129	
N of Miss	8	19	0	0	27	

Table 216: My parents ask if I've gotten my homework done.


Response	6	8	10	12	Total	
NO!	5.7	6.2	7.1	5.9	6.2	
no	5.7	6.2	7.1	23.5	13.1	
yes	17.1	43.8	50.0	43.1	37.7	
YES!	71.4	43.8	35.7	27.5	43.1	
N of Valid	35	16	28	51	130	
N of Miss	7	19	0	0	26	

Table 217: People in my family have serious arguments.

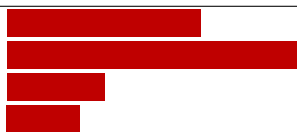
Response	6	8	10	12	Total	
NO!	50.0	25.0	32.1	16.0	29.4	
no	31.2	50.0	46.4	58.0	47.6	
yes	6.2	18.8	10.7	18.0	13.5	
YES!	12.5	6.2	10.7	8.0	9.5	
N of Valid	32	16	28	50	126	
N of Miss	10	19	0	1	30	

Table 218: Would your parents know if you did not come home on time?

Response	6	8	10	12	Total	
NO!	2.9	0.0	3.7	2.0	2.3	
no	11.4	12.5	14.8	17.6	14.7	
yes	25.7	37.5	29.6	33.3	31.0	
YES!	60.0	50.0	51.9	47.1	51.9	
N of Valid	35	16	27	51	129	
N of Miss	7	19	1	0	27	

Table 219: Have any of your brothers or sisters ever: drunk beer, wine or hard liquor (for example, vodka, whiskey or gin)?

Response	6	8	10	12	Total	
No	81.8	61.1	29.6	38.8	51.2	
Yes	18.2	38.9	66.7	57.1	46.5	
I don't have any brothers or sisters	0.0	0.0	3.7	4.1	2.4	
N of Valid	33	18	27	49	127	
N of Miss	9	17	1	2	29	

Table 220: Have any of your brothers or sisters ever: smoked marijuana?

Response	6	8	10	12	Total	
No	100.0	83.3	63.0	63.3	75.6	
Yes	0.0	16.7	33.3	32.7	22.0	
I don't have any brothers or sisters	0.0	0.0	3.7	4.1	2.4	
N of Valid	33	18	27	49	127	
N of Miss	9	17	1	2	29	

Table 221: Have any of your brothers or sisters ever: smoked cigarettes?

Response	6	8	10	12	Total	
No	91.2	66.7	55.6	46.9	63.3	
Yes	8.8	33.3	40.7	49.0	34.4	
I don't have any brothers or sisters	0.0	0.0	3.7	4.1	2.3	
N of Valid	34	18	27	49	128	
N of Miss	8	17	1	2	28	

Table 222: Have any of your brothers or sisters ever: taken a handgun to school?




Response	6	8	10	12	Total	
No	97.1	94.4	96.3	93.9	95.3	
Yes	2.9	5.6	0.0	2.0	2.3	
I don't have any brothers or sisters	0.0	0.0	3.7	4.1	2.3	
N of Valid	34	18	27	49	128	
N of Miss	8	17	1	2	28	

Table 223: Have any of your brothers or sisters ever: been suspended or expelled from school?




Response	6	8	10	12	Total	
No	76.5	77.8	44.4	69.4	67.2	
Yes	23.5	22.2	51.9	26.5	30.5	
I don't have any brothers or sisters	0.0	0.0	3.7	4.1	2.3	
N of Valid	34	18	27	49	128	
N of Miss	8	17	1	2	28	

Table 224: Have you changed homes in the past year (the last 12 months)?



Response	6	8	10	12	Total	
No	70.6	89.5	75.0	89.8	81.5	
Yes	29.4	10.5	25.0	10.2	18.5	
N of Valid	34	19	28	49	130	
N of Miss	8	16	0	2	26	

Table 225: How many times have you changed homes since kindergarten?






Response	6	8	10	12	Total	
Never	45.5	57.9	57.1	28.6	43.4	
1 or 2 times	18.2	26.3	21.4	46.9	31.0	
3 or 4 times	15.2	15.8	7.1	16.3	14.0	
5 or 6 times	9.1	0.0	7.1	2.0	4.7	
7 or more times	12.1	0.0	7.1	6.1	7.0	
N of Valid	33	19	28	49	129	
N of Miss	9	16	0	2	27	



Table 226: Have you changed schools (including changing from elementary to middle and middle to high school) in the past year?



Response	6	8	10	12	Total	
No	62.5	89.5	88.9	83.7	80.3	
Yes	37.5	10.5	11.1	16.3	19.7	
N of Valid	32	19	27	49	127	
N of Miss	10	16	1	2	29	

Table 227: How many times have you changed schools since kindergarten (including changing from elementary to middle and middle to high school)?






Response	6	8	10	12	Total	
Never	38.2	36.8	46.4	20.4	33.1	
1 or 2 times	38.2	26.3	28.6	36.7	33.8	
3 or 4 times	20.6	26.3	14.3	36.7	26.2	
5 or 6 times	0.0	10.5	7.1	6.1	5.4	
7 or more times	2.9	0.0	3.6	0.0	1.5	
N of Valid	34	19	28	49	130	
N of Miss	8	16	0	2	26	

Table 228: Has anyone in your family ever had severe alcohol or drug problems?



Response	6	8	10	12	Total	
No	84.8	68.4	44.4	63.3	65.6	
Yes	15.2	31.6	55.6	36.7	34.4	
N of Valid	33	19	27	49	128	
N of Miss	9	16	1	2	28	

Table 229: About how many adults (over 21) have you known personally who in the past year have: used marijuana, crack, cocaine, or other drugs?






Response	6	8	10	12	Total	
0	81.8	76.5	44.4	42.9	57.9	
1	12.1	17.6	14.8	18.4	15.9	
2	3.0	0.0	11.1	8.2	6.3	
03/04/13	0.0	5.9	3.7	12.2	6.3	
5	3.0	0.0	25.9	18.4	13.5	
N of Valid	33	17	27	49	126	
N of Miss	9	18	1	2	30	

Table 230: About how many adults (over 21) have you known personally who in the past year have: sold or dealt drugs?






Response	6	8	10	12	Total	
0	87.9	100.0	46.2	59.2	69.6	
1	6.1	0.0	19.2	10.2	9.6	
2	3.0	0.0	7.7	8.2	5.6	
03/04/13	3.0	0.0	3.8	6.1	4.0	
5	0.0	0.0	23.1	16.3	11.2	
N of Valid	33	17	26	49	125	
N of Miss	9	18	2	2	31	

Table 231: About how many adults (over 21) have you known personally who in the past year have: done other things that could get them in trouble with the police, like stealing, selling stolen goods, mugging or assaulting others, etc.?






Response	6	8	10	12	Total	
0	75.8	94.1	46.2	65.3	68.0	
1	18.2	0.0	19.2	6.1	11.2	
2	0.0	5.9	3.8	6.1	4.0	
03/04/13	0.0	0.0	3.8	6.1	3.2	
5	6.1	0.0	26.9	16.3	13.6	
N of Valid	33	17	26	49	125	
N of Miss	9	18	2	2	31	

Table 232: About how many adults (over 21) have you known personally who in the past year have: gotten drunk or high?

Response	6	8	10	12	Total	
0	66.7	35.3	30.8	18.4	36.0	
1	21.2	41.2	3.8	12.2	16.8	
2	9.1	5.9	19.2	18.4	14.4	
03/04/13	3.0	11.8	7.7	8.2	7.2	
5	0.0	5.9	38.5	42.9	25.6	
N of Valid	33	17	26	49	125	
N of Miss	9	18	2	2	31	

Table 233: Have you seen or heard information about underage drinking in the past 12 months from the following sources? Radio

Response	6	8	10	12	Total	
No	44.1	64.7	48.1	54.0	51.6	
Yes	55.9	35.3	51.9	46.0	48.4	
N of Valid	34	17	27	50	128	
N of Miss	8	18	1	1	28	

Table 234: Have you seen or heard information about underage drinking in the past 12 months from the following sources? TV.

Response	6	8	10	12	Total	
No	24.2	18.8	22.2	30.0	25.4	
Yes	75.8	81.2	77.8	70.0	74.6	
N of Valid	33	16	27	50	126	
N of Miss	9	19	1	1	30	

Table 235: Have you seen or heard information about underage drinking in the past 12 months from the following sources? Print. This includes information on underage drinking you may have seen in the newspaper, on a billboard, in pamphlets, on stickers, etc.

Response	6	8	10	12	Total	
No	54.5	47.1	29.6	36.0	40.9	
Yes	45.5	52.9	70.4	64.0	59.1	
N of Valid	33	17	27	50	127	
N of Miss	9	18	1	1	29	

Table 236: Have you seen or heard information about underage drinking in the past 12 months from the following sources? Website or social media? (Facebook, Myspace, website, etc.)



Response	6	8	10	12	Total	
No	50.0	52.9	29.6	50.0	46.1	
Yes	50.0	47.1	70.4	50.0	53.9	
N of Valid	34	17	27	50	128	
N of Miss	8	18	1	1	28	

Table 237: The next questions ask about your opinions of the information you saw or heard. If you have seen or heard more than one ad, please think about your favorite ad when answering these questions. The information about underage drinking that I saw or heard was convincing.






Response	6	8	10	12	Total	
NO!	42.4	35.3	11.1	2.0	18.9	
no	0.0	11.8	22.2	14.0	11.8	
yes	18.2	35.3	33.3	52.0	37.0	
YES!	15.2	5.9	25.9	12.0	15.0	
I have not seen or heard any ads about underage drinking in the past 12 months.	24.2	11.8	7.4	20.0	17.3	
N of Valid	33	17	27	50	127	
N of Miss	9	18	1	1	29	

Table 238: The next questions ask about your opinions of the information you saw or heard. If you have seen or heard more than one ad, please think about your favorite ad when answering these questions. The information about underage drinking that I saw or heard grabbed my attention.






Response	6	8	10	12	Total	
NO!	31.2	29.4	11.1	2.0	15.1	
no	3.1	35.3	18.5	18.0	16.7	
yes	21.9	11.8	29.6	48.0	32.5	
YES!	21.9	5.9	33.3	12.0	18.3	
I have not seen or heard any ads about underage drinking in the past 12 months.	21.9	17.6	7.4	20.0	17.5	
N of Valid	32	17	27	50	126	
N of Miss	10	18	1	1	30	

Table 239: The next questions ask about your opinions of the information you saw or heard. If you have seen or heard more than one ad, please think about your favorite ad when answering these questions. The information about underage drinking that I saw or heard said something important to me.

Response	6	8	10	12	Total	
NO!	24.2	29.4	7.4	2.0	12.6	
no	9.1	35.3	18.5	24.0	20.5	
yes	18.2	11.8	44.4	40.0	31.5	
YES!	27.3	5.9	22.2	16.0	18.9	
I have not seen or heard any ads about underage drinking in the past 12 months.	21.2	17.6	7.4	18.0	16.5	
N of Valid	33	17	27	50	127	
N of Miss	9	18	1	1	29	

Table 240: The next questions ask about your opinions of the information you saw or heard. If you have seen or heard more than one ad, please think about your favorite ad when answering these questions. Seeing or hearing this information about underage drinking made me want to stop or decrease my drinking.

Response	6	8	10	12	Total	
NO!	30.0	46.7	11.5	6.0	18.2	
no	6.7	20.0	23.1	22.0	18.2	
yes	6.7	0.0	15.4	36.0	19.8	
YES!	16.7	13.3	26.9	14.0	17.4	
I have not seen or heard any ads about underage drinking in the past 12 months.	40.0	20.0	23.1	22.0	26.4	
N of Valid	30	15	26	50	121	
N of Miss	12	20	2	1	35	

Table 241: How honest were you in filling out this survey?

Response	6	8	10	12	Total	
I was very honest	88.6	73.9	96.3	80.0	84.4	
I was honest pretty much of the time	5.7	21.7	3.7	18.0	12.6	
I was honest some of the time	5.7	4.3	0.0	0.0	2.2	
I was honest once in a while	0.0	0.0	0.0	2.0	0.7	
I was not honest at all	0.0	0.0	0.0	0.0	0.0	
N of Valid	35	23	27	50	135	
N of Miss	7	12	1	1	21	