

2011 APNA

Arkansas Prevention Needs Assessment Student Survey



Craighead County Tables

**Arkansas Department of Human Services
Division of Behavioral Health Services**

Conducted by International Survey Associates dba Pride Surveys

Contents

1	INTRODUCTION	11
2	PERCENTAGE TABLES	16

List of Tables

1	Sex	17
2	Age	17
3	Are you Hispanic or Latino?	17
4	What is your race? Black or African American	18
5	What is your race? Asian	18
6	What is your race? American Indian	18
7	What is your race? Alaska Native	18
8	What is your race? White	19
9	What is your race? Native Hawaiian or Other Pacific Islander	19
10	What is your race? Other	19
11	What is the highest level of schooling completed by your mother or father?	20
12	Think of where you live most of the time. Which of the following people live there with you? Mother	20
13	Think of where you live most of the time. Which of the following people live there with you? Stepmother	20
14	Think of where you live most of the time. Which of the following people live there with you? Foster Mother	21
15	Think of where you live most of the time. Which of the following people live there with you? Grandmother	21
16	Think of where you live most of the time. Which of the following people live there with you? Aunt	21
17	Think of where you live most of the time. Which of the following people live there with you? Father	21
18	Think of where you live most of the time. Which of the following people live there with you? Stepfather	22
19	Think of where you live most of the time. Which of the following people live there with you? Foster Father	22
20	Think of where you live most of the time. Which of the following people live there with you? Grandfather	22
21	Think of where you live most of the time. Which of the following people live there with you? Uncle	22
22	Think of where you live most of the time. Which of the following people live there with you? Other Adults	23
23	Think of where you live most of the time. Which of the following people live there with you? Brother(s)	23
24	Think of where you live most of the time. Which of the following people live there with you? Stepbrother(s)	23
25	Think of where you live most of the time. Which of the following people live there with you? Sister(s)	23
26	Think of where you live most of the time. Which of the following people live there with you? Stepsister(s)	24

27	Think of where you live most of the time. Which of the following people live there with you? Other Children	24
28	In my school, students have lots of chances to help decide things like class activities and rules.	24
29	Teachers ask me to work on special classroom projects.	24
30	My teacher(s) notices when I am doing a good job and lets me know about it.	25
31	There are lots of chances for students in my school to get involved in sports, clubs, and other school activities outside of class.	25
32	There are lots of chances for students in my school to talk with a teacher one-on-one.	25
33	I feel safe at my school.	26
34	The school lets my parents know when I have done something well.	26
35	My teachers praise me when I work hard in school.	26
36	Are your school grades better than the grades of most students in your class?	27
37	I have lots of chances to be part of class discussions or activities.	27
38	Now thinking back over the past year in school, how often did you: enjoy being in school?	27
39	Now thinking back over the past year in school, how often did you: hate being in school?	28
40	Now thinking back over the past year in school, how often did you: try to do your best work in school?	28
41	How often do you feel that the school work you are assigned is meaningful and important?	28
42	Putting them all together, what were your grades like last year?	29
43	How important do you think the things you are learning in school are going to be for your later life?	29
44	How interesting are most of your courses to you?	29
45	During the LAST FOUR WEEKS how many whole days of school have you missed because you skipped or 'cut'?	30
46	What are the chances you would be seen as cool if you: smoked cigarettes?	30
47	What are the chances you would be seen as cool if you: worked hard at school?	30
48	What are the chances you would be seen as cool if you: began drinking alcoholic beverages regularly, that is, at least once or twice a month?	31
49	What are the chances you would be seen as cool if you: defended someone who was being verbally abused at school?	31
50	What are the chances you would be seen as cool if you: smoked marijuana?	31
51	What are the chances you would be seen as cool if you: carried a handgun?	32

52	What are the chances you would be seen as cool if you: regularly volunteered to do community service?	32
53	Think of your four best friends (the friends you feel closest to). In the past year (12 months), how many of your best friends have: participated in clubs, organizations or activities at school?	32
54	Think of your four best friends (the friends you feel closest to). In the past year (12 months), how many of your best friends have: smoked cigarettes?	33
55	Think of your four best friends (the friends you feel closest to). In the past year (12 months), how many of your best friends have: tried beer, wine or hard liquor (for example, vodka, whiskey, or gin) when their parents didn't know about it?	33
56	Think of your four best friends (the friends you feel closest to). In the past year (12 months), how many of your best friends have: made a commitment to stay drug-free?	33
57	Think of your four best friends (the friends you feel closest to). In the past year (12 months), how many of your best friends have: used marijuana?	34
58	Think of your four best friends (the friends you feel closest to). In the past year (12 months), how many of your best friends have: tried to do well in school?	34
59	Think of your four best friends (the friends you feel closest to). In the past year (12 months), how many of your best friends have: used LSD, cocaine, amphetamines, or other illegal drugs?	34
60	Think of your four best friends (the friends you feel closest to). In the past year (12 months), how many of your best friends have: been suspended from school?	35
61	Think of your four best friends (the friends you feel closest to). In the past year (12 months), how many of your best friends have: liked school?	35
62	Think of your four best friends (the friends you feel closest to). In the past year (12 months), how many of your best friends have: carried a handgun?	35
63	Think of your four best friends (the friends you feel closest to). In the past year (12 months), how many of your best friends have: sold illegal drugs?	36
64	Think of your four best friends (the friends you feel closest to). In the past year (12 months), how many of your best friends have: regularly attended religious services?	36
65	Think of your four best friends (the friends you feel closest to). In the past year (12 months), how many of your best friends have: stolen or tried to steal a motor vehicle such as a car or motorcycle?	36
66	Think of your four best friends (the friends you feel closest to). In the past year (12 months), how many of your best friends have: been arrested?	37

67	Think of your four best friends (the friends you feel closest to). In the past year (12 months), how many of your best friends have: dropped out of school?	37
68	Think of your four best friends (the friends you feel closest to). In the past year (12 months), how many of your best friends have: been members of a gang?	37
69	How old were you when you first: smoked marijuana?	38
70	How old were you when you first: smoked a cigarette, even just a puff?	38
71	How old were you when you first: had more than a sip or two of beer, wine or hard liquor (for example, vodka, whiskey, or gin)? . . .	39
72	How old were you when you first: began drinking alcoholic beverages regularly, that is, at least once or twice a month?	39
73	How old were you when you first: used phenoxydine (pox, px, breeze)?	40
74	How old were you when you first: got suspended from school? . . .	40
75	How old were you when you first: got arrested?	41
76	How old were you when you first: carried a handgun?	41
77	How old were you when you first: attacked someone with the idea of seriously hurting them?	42
78	How old were you when you first: belonged to a gang?	42
79	How wrong do you think it is for someone your age to: take a handgun to school?	43
80	How wrong do you think it is for someone your age to: steal anything worth more than \$5?	43
81	How wrong do you think it is for someone your age to: pick a fight with someone?	43
82	How wrong do you think it is for someone your age to: attack someone with the idea of seriously hurting them?	44
83	How wrong do you think it is for someone your age to: stay away from school all day when their parents think they are at school? . .	44
84	How wrong do you think it is for someone your age to: drink beer, wine or hard liquor (for example, vodka, whiskey, or gin) regularly? .	44
85	How wrong do you think it is for someone your age to: smoke cigarettes?	45
86	How wrong do you think it is for someone your age to: smoke marijuana?	45
87	How wrong do you think it is for someone your age to: use LSD, cocaine, amphetamines or another illegal drug?	45
88	At school during the past 12 months, did you receive help from the resource teacher, speech therapist or other special education teacher?	46
89	How many times in the past year (12 months) have you: been suspended from school?	46
90	How many times in the past year (12 months) have you: carried a handgun?	46

91	How many times in the past year (12 months) have you: sold illegal drugs?	47
92	How many times in the past year (12 months) have you: stolen or tried to steal a motor vehicle such as a car or motorcycle?	47
93	How many times in the past year (12 months) have you: participated in clubs, organizations or activities at school?	48
94	How many times in the past year (12 months) have you: been arrested?	48
95	How many times in the past year (12 months) have you: done extra work on your own for school?	49
96	How many times in the past year (12 months) have you: attacked someone with the idea of seriously hurting them?	49
97	How many times in the past year (12 months) have you: been drunk or high at school?	50
98	How many times in the past year (12 months) have you: volunteered to do community service?	50
99	How many times in the past year (12 months) have you: taken a handgun to school?	51
100	Are you currently on probation, or assigned a probation officer with Juvenile Court?	51
101	Have you ever belonged to a gang?	51
102	If you have ever belonged to a gang, did that gang have a name? . .	52
103	How many times have you done the following things? done what feels good no matter what.	52
104	How many times have you done the following things? done something dangerous because someone dared you to do it.	52
105	How many times have you done the following things? done crazy things even if they are a little dangerous.	53
106	You're looking at CD's in a music store with a friend. You look up and see her slip a CD under her coat. She smiles and says 'Which one do you want? Go ahead, take it while nobody's around.' There is nobody in sight, no employees and no other customers. What would you do now?	53
107	You are visiting another part of town, and you don't know any of the people your age there. You are walking down the street, and some teenager you don't know is walking toward you. He is about your size, and as he is about to pass you, he deliberately bumps into you and you almost lose your balance. What would you say or do? .	53
108	You are at a party at someone's house, and one of your friends offers you a drink containing alcohol. What would you say or do?	54
109	It's 8:00 on a weeknight and you are about to go over to a friend's home when your mother asks you where you are going. You say 'Oh, just going to go hang out with some friends.' She says, 'No, you'll just get into trouble if you go out. Stay home tonight.' What would you do now?	54
110	How often do you attend religious services or activities?	54

111	I do the opposite of what people tell me, just to get them mad. . .	55
112	I like to see how much I can get away with.	55
113	I ignore rules that get in my way.	55
114	I think sometimes it's okay to cheat at school.	56
115	It is important to think before you act.	56
116	Sometimes I think that life is not worth it.	56
117	At times I think I am no good at all.	57
118	All in all, I am inclined to think that I am a failure.	57
119	In the past year, have you felt depressed or sad MOST days, even if you felt okay sometimes?	57
120	It is all right to beat up people if they start the fight.	58
121	I think it is okay to take something without asking if you can get away with it.	58
122	Sometimes we don't know what we will do as adults, but we may have an idea. Please answer how true these statements may be for you. WHEN I AM AN ADULT I WILL: smoke cigarettes.	58
123	Sometimes we don't know what we will do as adults, but we may have an idea. Please answer how true these statements may be for you. WHEN I AM AN ADULT I WILL: drink beer, wine, or liquor.	59
124	Sometimes we don't know what we will do as adults, but we may have an idea. Please answer how true these statements may be for you. WHEN I AM AN ADULT I WILL: smoke marijuana.	59
125	Sometimes we don't know what we will do as adults, but we may have an idea. Please answer how true these statements may be for you. WHEN I AM AN ADULT I WILL: use LSD, cocaine, amphetamines or another illegal drug.	59
126	How much do you think people risk harming themselves (physically or in other ways) if they: smoked one or more packs of cigarettes per day?	60
127	How much do you think people risk harming themselves (physically or in other ways) if they: try marijuana once or twice?	60
128	How much do you think people risk harming themselves (physically or in other ways) if they: smoke marijuana regularly?	60
129	How much do you think people risk harming themselves (physically or in other ways) if they: take one or two drinks of an alcoholic beverage (beer, wine, liquor) nearly every day?	61
130	How much do you think people risk harming themselves (physically or in other ways) if they: have five or more drinks once or twice each weekend?	61
131	Have you ever used smokeless tobacco (chew, snuff, plug, dipping tobacco, or chewing tobacco)?	61
132	How often have you taken smokeless tobacco during the past 30 days?	62
133	Have you ever smoked cigarettes?	62
134	How frequently have you smoked cigarettes during the past 30 days?	62

135	Which statement best describes rules about smoking inside your home?	63
136	Which statement best describes rules about smoking in your family cars?	63
137	During this school year, were you taught in any of your classes about the dangers of tobacco use?	64
138	During the past 12 months, have you participated in any community activities to discourage people your age from using cigarettes, chewing tobacco, snuff, dip or cigars?	64
139	On how many occasions have you had alcoholic beverages (beer, wine or hard liquor) to drink in your lifetime - more than just a few sips?	64
140	On how many occasions have you had beer, wine or hard liquor to drink during the past 30 days?	65
141	On how many occasions have you used marijuana (grass, pot) or hashish (hash, hash oil) in your lifetime?	65
142	On how many occasions have you used marijuana (grass, pot) or hashish (hash, hash oil) during the past 30 days?	65
143	On how many occasions have you used LSD or other psychedelics in your lifetime?	66
144	On how many occasions have you used LSD or other psychedelics during the past 30 days?	66
145	On how many occasions have you used cocaine or crack in your lifetime?	66
146	On how many occasions have you used cocaine or crack during the past 30 days?	67
147	On how many occasions have you sniffed glue, breathed the contents of an aerosol spray can, or inhaled other gases or sprays, in order to get high in your lifetime?	67
148	On how many occasions have you sniffed glue, breathed the contents of an aerosol spray can, or inhaled other gases or sprays, in order to get high during the past 30 days?	68
149	On how many occasions have you used phenoxydine (pox, px, breeze) in your lifetime?	68
150	On how many occasions have you used phenoxydine (pox, px, breeze) during the past 30 days?	69
151	On how many occasions have you used sedatives (tranquilizers, such as Valium or Xanax, barbiturates, or sleeping pills) without a doctor telling you to take them, in your lifetime?	69
152	On how many occasions have you used sedatives (tranquilizers, such as Valium or Xanax, barbiturates, or sleeping pills) without a doctor telling you to take them, during the past 30 days?	70
153	On how many occasions have you used methamphetamines (meth, speed, crank, crystal meth) in your lifetime?	70

154	On how many occasions have you used methamphetamines (meth, speed, crank, crystal meth) in the past 30 days?	71
155	On how many occasions have you used stimulants, other than Methamphetamines (such as amphetamines, Ritalin or Dexedrine) without a doctor telling you to take them, in your lifetime?	71
156	On how many occasions have you used stimulants, other than Methamphetamines (such as amphetamines, Ritalin or Dexedrine) without a doctor telling you to take them, during the past 30 days?	72
157	On how many occasions have you used heroin or other opiates in your lifetime?	72
158	On how many occasions have you used heroin or other opiates during the past 30 days?	73
159	On how many occasions have you used MDMA ('X', 'E', or ecstasy) in your lifetime?	73
160	On how many occasions have you used MDMA ('X', 'E', or ecstasy) during the past 30 days?	73
161	On how many occasions have you taken prescription drugs (such as Valium, Xanax, Ritalin, Adderall, OxyContin, Darvocet, or sleeping pills) on your own-that is, without a doctor telling you to take them in your lifetime?	74
162	On how many occasions have you taken prescription drugs (such as Valium, Xanax, Ritalin, Adderall, OxyContin, Darvocet, or sleeping pills) on your own-that is, without a doctor telling you to take them during the past 30 days?	74
163	On how many occasions have you taken non-prescription medicines such as diet pills (for example, Dietac, Dexatrim or Prolamine), stay-awake pills (for example No-Doz, Vivarin, or Wake), or cough or cold medicines (robos, DXM, etc.) to get high in your lifetime?	75
164	On how many occasions have you taken non-prescription medicines such as diet pills (for example, Dietac, Dexatrim or Prolamine), stay-awake pills (for example No-Doz, Vivarin, or Wake), or cough or cold medicines (robos, DXM, etc.) to get high during the past 30 days?	75
165	On how many occasions have you been drunk or very high from drinking alcoholic beverages during the past 30 days?	76
166	On how many occasions have you drunk flavored alcoholic beverages, sometimes called 'alcopops' (like Mike's Hard Lemonade, Smirnoff Ice, Bacardi Breezers, etc.) in your lifetime?	76
167	On how many occasions have you drunk flavored alcoholic beverages, sometimes called 'alcopops' (like Mike's Hard Lemonade, Smirnoff Ice, Bacardi Breezers, etc.) during the past 30 days?	77
168	Think back over the last two weeks. How many times have you had five or more alcoholic drinks in a row?	77
169	During the past 30 days, how many times did you ride in a car or other vehicle driven by someone who had been drinking alcohol?	77

170	During the past 30 days, how many times did you drive a car or other vehicle when you had been drinking alcohol?	78
171	If you drank alcohol (not just a sip or taste) in the past year, how did you usually get it?	78
172	If you drank alcohol (not just a sip or taste) in the past year, where did you usually drink it?	79
173	During the last month, about how many marijuana cigarettes, or the equivalent, did you smoke a day, on the average?	79
174	How wrong would most adults (over 21) in your neighborhood think it is for kids your age: to use marijuana?	80
175	How wrong would most adults (over 21) in your neighborhood think it is for kids your age: to drink alcohol?	80
176	How wrong would most adults (over 21) in your neighborhood think it is for kids your age: to smoke cigarettes?	80
177	How much do each of the following statements describe your neighborhood? crime and/or drug selling	81
178	How much do each of the following statements describe your neighborhood? fights	81
179	How much do each of the following statements describe your neighborhood? lots of empty or abandoned buildings	81
180	How much do each of the following statements describe your neighborhood? lots of graffiti	82
181	If I had to move, I would miss the neighborhood I now live in.	82
182	My neighbors notice when I am doing a good job and let me know about it.	82
183	I like my neighborhood.	83
184	There are lots of adults in my neighborhood I could talk to about something important.	83
185	I'd like to get out of my neighborhood.	83
186	There are people in my neighborhood who are proud of me when I do something well.	84
187	There are people in my neighborhood who encourage me to do my best.	84
188	I feel safe in my neighborhood.	84
189	Which of the following activities for people your age are available in your community? sports teams?	85
190	Which of the following activities for people your age are available in your community? scouting?	85
191	Which of the following activities for people your age are available in your community? boys and girls clubs?	85
192	Which of the following activities for people your age are available in your community? 4-H clubs?	85
193	Which of the following activities for people your age are available in your community? service clubs?	86

194	If a kid smoked marijuana in your neighborhood would he or she be caught by the police?	86
195	If a kid drank some beer, wine or hard liquor (for example, vodka, whiskey, or gin) in your neighborhood would he or she be caught by the police?	86
196	If a kid carried a handgun in your neighborhood would he or she be caught by the police?	87
197	If you wanted to get some cigarettes, how easy would it be for you to get some?	87
198	If you wanted to get some beer, wine or hard liquor (for example, vodka, whiskey, or gin), how easy would it be for you to get some?	87
199	If you wanted to get a drug like cocaine, LSD, or amphetamines, how easy would it be for you to get some?	88
200	If you wanted to get a handgun, how easy would it be for you to get one?	88
201	If you wanted to get some marijuana, how easy would it be for you to get some?	88
202	During the past 12 months, have you participated in any alcohol prevention programs or seen any alcohol prevention messages in your school or community? Yes, a school-based program focused on preventing underage drinking and/or drinking and driving.	89
203	During the past 12 months, have you participated in any alcohol prevention programs or seen any alcohol prevention messages in your school or community? Yes, a community-based program focused on preventing underage drinking and/or drinking and driving (for example, through your church or temple or through youth groups like Boys and Girls Club or 4-H).	89
204	During the past 12 months, have you participated in any alcohol prevention programs or seen any alcohol prevention messages in your school or community? Yes, a media campaign addressing underage drinking and/or drinking and driving (for example, newspaper ads, posters, pamphlets, radio, TV).	89
205	During the past 12 months, have you participated in any alcohol prevention programs or seen any alcohol prevention messages in your school or community? No	89
206	How wrong do your parents feel it would be for YOU to: drink beer, wine or hard liquor (for example, vodka, whiskey or gin) regularly?	90
207	How wrong do your parents feel it would be for YOU to: smoke cigarettes?	90
208	How wrong do your parents feel it would be for YOU to: smoke marijuana?	90
209	How wrong do your parents feel it would be for YOU to: steal something worth more than \$5?	91

210	How wrong do your parents feel it would be for YOU to: draw graffiti, write things, or draw pictures on buildings or other property (without the owner's permission)?	91
211	How wrong do your parents feel it would be for YOU to: pick a fight with someone?	91
212	During the past 12 months, have you talked with at least one of your parents about the dangers of underage drinking and/or drinking and driving? By parents, we mean either your biological parents, adoptive parents, stepparents, or adult guardians - whether or not they live with you.	92
213	Have any of your brothers or sisters ever: drunk beer, wine or hard liquor (for example, vodka, whiskey or gin)?	92
214	Have any of your brothers or sisters ever: smoked marijuana?	92
215	Have any of your brothers or sisters ever: smoked cigarettes?	92
216	Have any of your brothers or sisters ever: taken a handgun to school?	93
217	Have any of your brothers or sisters ever: been suspended or expelled from school?	93
218	The rules in my family are clear.	93
219	People in my family often insult or yell at each other.	94
220	When I am not at home, one of my parents knows where I am and who I am with.	94
221	We argue about the same things in my family over and over.	94
222	If you drank some beer or wine or liquor (for example, vodka, whiskey, or gin) without your parents' permission, would you be caught by your parents?	95
223	My family has clear rules about alcohol and drug use.	95
224	If you carried a handgun without your parents' permission, would you be caught by your parents?	95
225	If you skipped school would you be caught by your parents?	96
226	Do you feel very close to your mother?	96
227	Do you share your thoughts and feelings with your mother?	96
228	My parents ask me what I think before most family decisions affecting me are made.	97
229	Do you share your thoughts and feelings with your father?	97
230	Do you enjoy spending time with your mother?	97
231	Do you enjoy spending time with your father?	98
232	If I had a personal problem, I could ask my mom or dad for help.	98
233	Do you feel very close to your father?	98
234	My parents give me lots of chances to do fun things with them.	99
235	My parents ask if I've gotten my homework done.	99
236	People in my family have serious arguments.	99
237	Would your parents know if you did not come home on time?	100
238	It is important to be honest with your parents, even if they become upset or you get punished.	100

239	My parents notice when I am doing a good job and let me know about it.	100
240	How often do your parents tell you they're proud of you for something you've done?	101
241	How many brothers and sisters, including stepbrothers and sisters, do you have that are younger than you?	101
242	How many brothers and sisters, including stepbrothers and sisters, do you have that are older than you?	101
243	Have you changed homes in the past year (the last 12 months)?	102
244	How many times have you changed homes since kindergarten?	102
245	Have you changed schools (including changing from elementary to middle and middle to high school) in the past year?	102
246	How many times have you changed schools since kindergarten (including changing from elementary to middle and middle to high school)?	103
247	Has anyone in your family ever had severe alcohol or drug problems?	103
248	About how many adults (over 21) have you known personally who in the past year have: used marijuana, crack, cocaine, or other drugs?	103
249	About how many adults (over 21) have you known personally who in the past year have: sold or dealt drugs?	104
250	About how many adults (over 21) have you known personally who in the past year have: done other things that could get them in trouble with the police, like stealing, selling stolen goods, mugging or assaulting others, etc.?	104
251	About how many adults (over 21) have you known personally who in the past year have: gotten drunk or high?	104
252	Have you seen or heard information about underage drinking in the past 12 months from the following sources? Radio	105
253	Have you seen or heard information about underage drinking in the past 12 months from the following sources? TV.	105
254	Have you seen or heard information about underage drinking in the past 12 months from the following sources? Print. This includes information on underage drinking you may have seen in the newspaper, on a billboard, in pamphlets, on stickers, etc.	105
255	Have you seen or heard information about underage drinking in the past 12 months from the following sources? Website or social media? (Facebook, Myspace, website, etc.)	105
256	The next questions ask about your opinions of the information you saw or heard. If you have seen or heard more than one ad, please think about your favorite ad when answering these questions. The information about underage drinking that I saw or heard was convincing.	106

257	The next questions ask about your opinions of the information you saw or heard. If you have seen or heard more than one ad, please think about your favorite ad when answering these questions. The information about underage drinking that I saw or heard grabbed my attention.	106
258	The next questions ask about your opinions of the information you saw or heard. If you have seen or heard more than one ad, please think about your favorite ad when answering these questions. The information about underage drinking that I saw or heard said something important to me.	106
259	The next questions ask about your opinions of the information you saw or heard. If you have seen or heard more than one ad, please think about your favorite ad when answering these questions. Seeing or hearing this information about underage drinking made me want to stop or decrease my drinking.	107
260	How honest were you in filling out this survey?	107

List of Figures

1	Grade Chart	12
2	Gender Chart	13
3	Age Chart	14
4	Ethnic Origin Chart	15

1 INTRODUCTION

This report was generated from data collected on the *2011 Arkansas Prevention Needs Assessment Student Survey*. This report contains basic frequency tables of all data collected and graphs on the selected demographic variables of grade, gender, age and ethnic origin. The graph on ethnic origin is represented as a bar chart rather than as a pie chart. This is because students were allowed to mark more than one response for ethnic origin as opposed to being allowed to mark only one response. The bars represent the percent of students who marked each of the ethnic categories.

Questions regarding the information found in this report can be directed to:

Pride Surveys

160 Vanderbilt Court
Bowling Green, KY 42103
1-800-279-6361
www.pridesurveys.com

Grade Chart

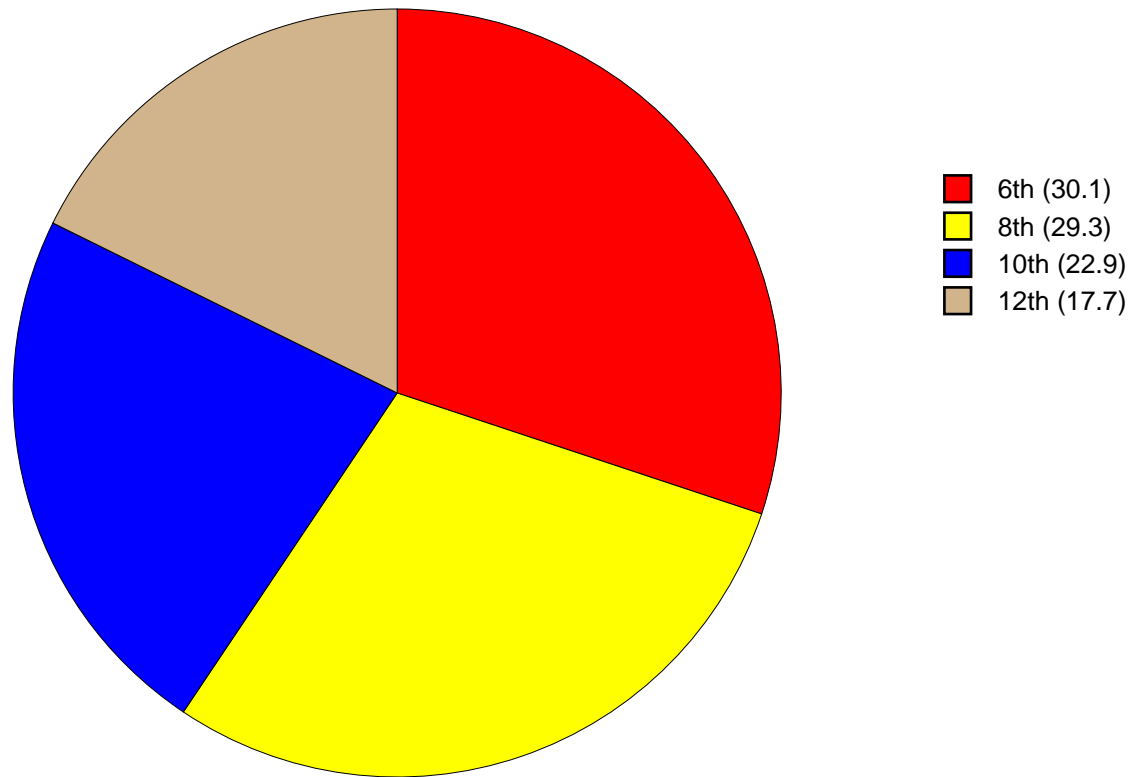


Figure 1: Grade Chart

Gender Chart

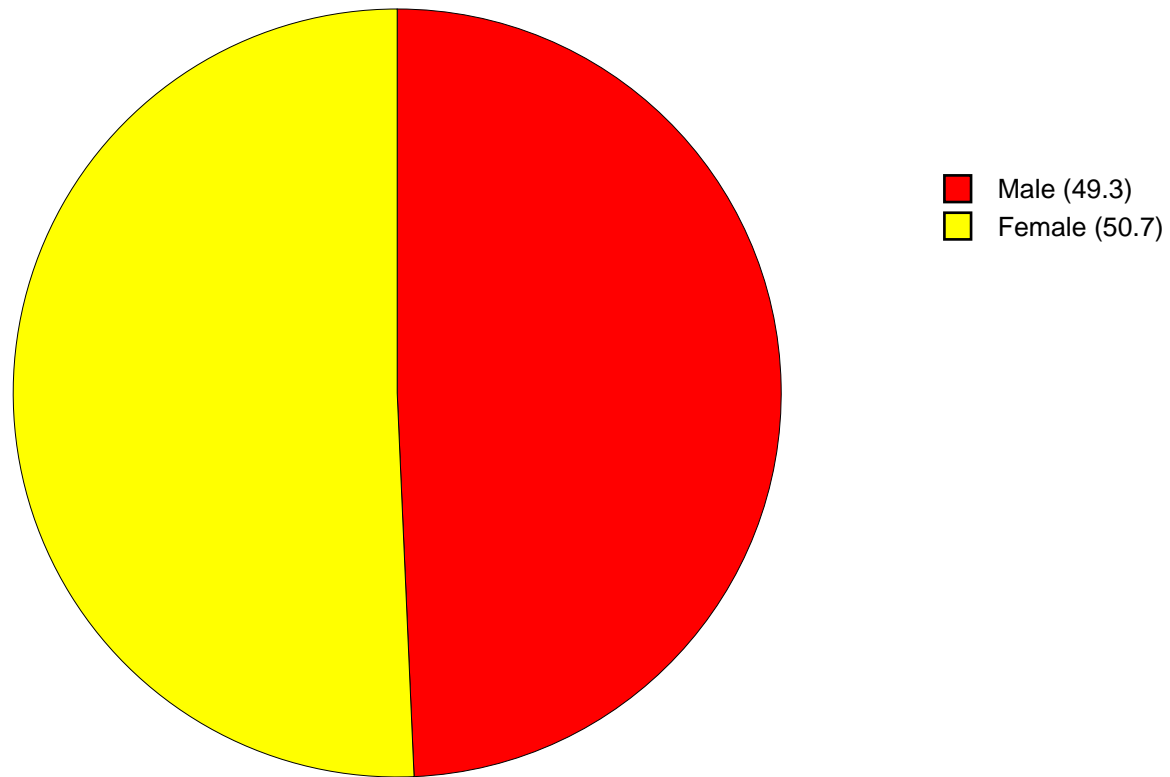


Figure 2: Gender Chart

Age Chart

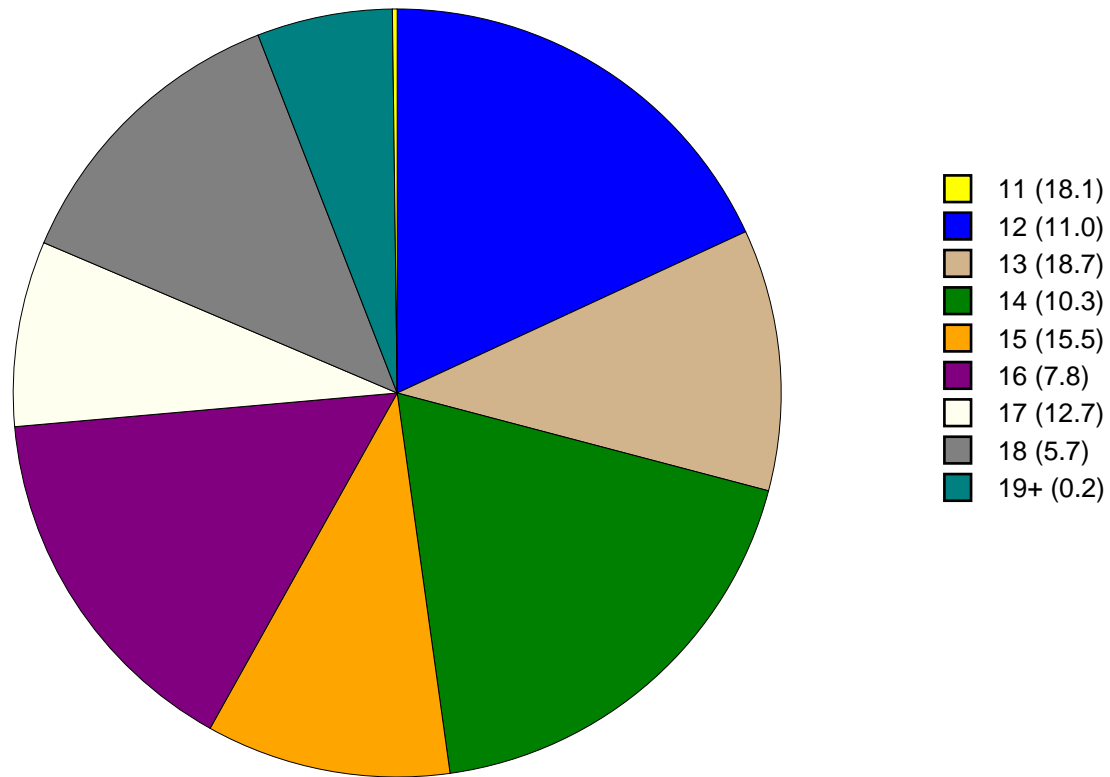


Figure 3: Age Chart

Ethnic Origin Chart

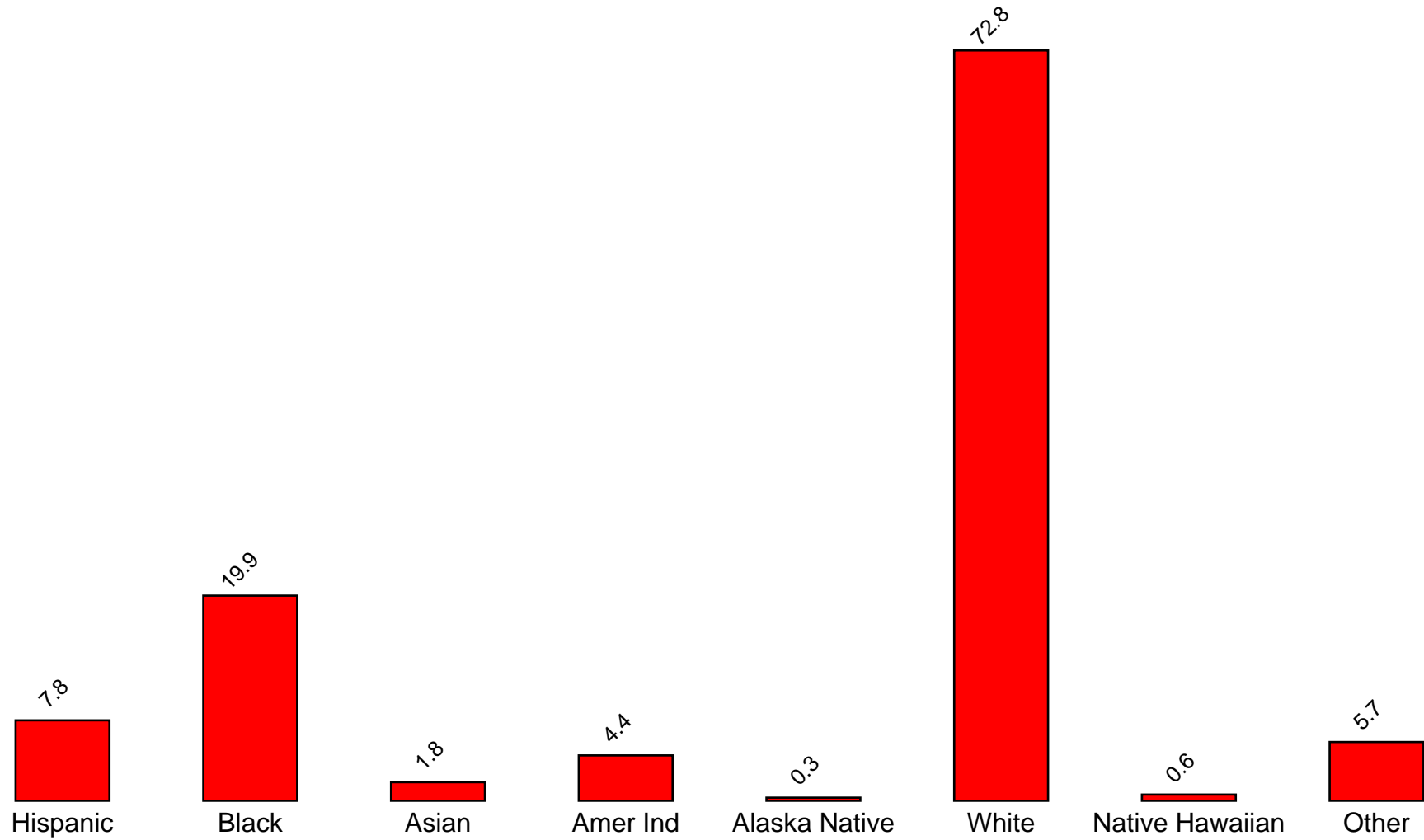


Figure 4: Ethnic Origin Chart

2 PERCENTAGE TABLES

The following tables contain frequency distribution detailing how your students responded to each question on the survey. The tables appear in the same order as the questions on the survey. The tables include breakdowns by grade level as well as overall percentages. The *N of Valid* row is a frequency count of the number of valid responses to each question for each grade and overall. The *N of Miss* row is a frequency count of the number of invalid (marked more than one response) or missing (i.e. did not respond) responses to each question for each grade and overall.

For the questions that allowed more than one response (i.e. race, live with, etc.) each response becomes a separate table. If a student did not mark the response, that was counted as a NO response, and if they did mark the response, that was counted as a YES response. Since a non response is a valid response for these questions, the *N of Miss* will always be zero for these questions.

Table 1: Sex

Response	6	8	10	12	Total	
Male	50.7	52.6	43.7	48.7	49.3	
Female	49.3	47.4	56.3	51.3	50.7	
N of Valid	1082	1046	815	641	3584	
N of Miss	7	13	14	1	35	

Table 2: Age

Response	6	8	10	12	Total	
10 or younger	0.1	0.0	0.0	0.0	0.0	
11	60.3	0.0	0.0	0.0	18.1	
12	36.6	0.2	0.0	0.0	11.0	
13	3.0	60.5	0.0	0.0	18.7	
14	0.0	35.0	0.1	0.0	10.3	
15	0.0	4.1	62.5	0.0	15.5	
16	0.0	0.3	32.7	1.2	7.8	
17	0.0	0.0	4.6	65.7	12.7	
18	0.0	0.0	0.1	31.8	5.7	
19 or older	0.0	0.0	0.0	1.2	0.2	
N of Valid	1083	1058	826	641	3608	
N of Miss	5	1	3	1	10	

Table 3: Are you Hispanic or Latino?

Response	6	8	10	12	Total	
No	90.6	91.9	93.3	94.2	92.2	
Yes	9.4	8.1	6.7	5.8	7.8	
N of Valid	1045	1033	801	635	3514	
N of Miss	44	26	28	7	105	

Table 4: What is your race? Black or African American



Response	6	8	10	12	Total	
No	79.0	77.6	81.5	84.3	80.1	
Yes	21.0	22.4	18.5	15.7	19.9	
N of Valid	1089	1059	829	642	3619	
N of Miss	0	0	0	0	0	

Table 5: What is your race? Asian



Response	6	8	10	12	Total	
No	98.4	97.6	98.6	98.4	98.2	
Yes	1.6	2.4	1.4	1.6	1.8	
N of Valid	1089	1059	829	642	3619	
N of Miss	0	0	0	0	0	

Table 6: What is your race? American Indian



Response	6	8	10	12	Total	
No	93.2	95.7	97.2	97.4	95.6	
Yes	6.8	4.3	2.8	2.6	4.4	
N of Valid	1089	1059	829	642	3619	
N of Miss	0	0	0	0	0	

Table 7: What is your race? Alaska Native



Response	6	8	10	12	Total	
No	99.6	99.8	99.4	100.0	99.7	
Yes	0.4	0.2	0.6	0.0	0.3	
N of Valid	1089	1059	829	642	3619	
N of Miss	0	0	0	0	0	

Table 8: What is your race? White



Response	6	8	10	12	Total	
No	30.6	29.2	25.3	20.7	27.2	
Yes	69.4	70.8	74.7	79.3	72.8	
N of Valid	1089	1059	829	642	3619	
N of Miss	0	0	0	0	0	

Table 9: What is your race? Native Hawaiian or Other Pacific Islander



Response	6	8	10	12	Total	
No	99.5	99.5	98.9	99.8	99.4	
Yes	0.5	0.5	1.1	0.2	0.6	
N of Valid	1089	1059	829	642	3619	
N of Miss	0	0	0	0	0	

Table 10: What is your race? Other



Response	6	8	10	12	Total	
No	93.1	94.1	94.6	96.1	94.3	
Yes	6.9	5.9	5.4	3.9	5.7	
N of Valid	1089	1059	829	642	3619	
N of Miss	0	0	0	0	0	

Table 11: What is the highest level of schooling completed by your mother or father?

Response	6	8	10	12	Total	
Completed grade school or less	2.2	2.1	1.5	1.4	1.9	
Some high school	3.3	5.2	8.5	10.0	6.2	
Completed high school	12.4	15.7	18.5	21.7	16.4	
Some college	13.4	15.9	19.9	22.8	17.3	
Completed college	22.4	26.8	28.8	25.8	25.8	
Graduate or professional school after college	13.0	14.6	13.2	13.4	13.6	
Don't know	32.4	18.2	8.9	3.8	17.7	
Does not apply	0.9	1.6	0.7	1.1	1.1	
N of Valid	1049	1028	816	632	3525	
N of Miss	26	13	4	3	46	

Table 12: Think of where you live most of the time. Which of the following people live there with you? Mother

Response	6	8	10	12	Total	
No	11.6	12.7	16.3	17.3	14.0	
Yes	88.4	87.3	83.7	82.7	86.0	
N of Valid	1089	1059	829	642	3619	
N of Miss	0	0	0	0	0	

Table 13: Think of where you live most of the time. Which of the following people live there with you? Stepmother

Response	6	8	10	12	Total	
No	94.7	96.3	92.9	93.9	94.6	
Yes	5.3	3.7	7.1	6.1	5.4	
N of Valid	1089	1059	829	642	3619	
N of Miss	0	0	0	0	0	

Table 14: Think of where you live most of the time. Which of the following people live there with you? Foster Mother



Response	6	8	10	12	Total	
No	99.6	99.5	99.4	99.7	99.6	
Yes	0.4	0.5	0.6	0.3	0.4	
N of Valid	1089	1059	829	642	3619	
N of Miss	0	0	0	0	0	

Table 15: Think of where you live most of the time. Which of the following people live there with you? Grandmother



Response	6	8	10	12	Total	
No	88.7	89.9	89.6	90.3	89.6	
Yes	11.3	10.1	10.4	9.7	10.4	
N of Valid	1089	1059	829	642	3619	
N of Miss	0	0	0	0	0	

Table 16: Think of where you live most of the time. Which of the following people live there with you? Aunt



Response	6	8	10	12	Total	
No	96.1	96.3	97.0	97.7	96.6	
Yes	3.9	3.7	3.0	2.3	3.4	
N of Valid	1089	1059	829	642	3619	
N of Miss	0	0	0	0	0	

Table 17: Think of where you live most of the time. Which of the following people live there with you? Father



Response	6	8	10	12	Total	
No	39.9	43.9	44.6	44.2	42.9	
Yes	60.1	56.1	55.4	55.8	57.1	
N of Valid	1089	1059	829	642	3619	
N of Miss	0	0	0	0	0	

Table 18: Think of where you live most of the time. Which of the following people live there with you? Stepfather



Response	6	8	10	12	Total	
No	86.0	82.5	82.8	84.4	84.0	
Yes	14.0	17.5	17.2	15.6	16.0	
N of Valid	1089	1059	829	642	3619	
N of Miss	0	0	0	0	0	

Table 19: Think of where you live most of the time. Which of the following people live there with you? Foster Father



Response	6	8	10	12	Total	
No	99.6	99.5	99.8	99.8	99.7	
Yes	0.4	0.5	0.2	0.2	0.3	
N of Valid	1089	1059	829	642	3619	
N of Miss	0	0	0	0	0	

Table 20: Think of where you live most of the time. Which of the following people live there with you? Grandfather



Response	6	8	10	12	Total	
No	94.3	94.1	94.7	94.7	94.4	
Yes	5.7	5.9	5.3	5.3	5.6	
N of Valid	1089	1059	829	642	3619	
N of Miss	0	0	0	0	0	

Table 21: Think of where you live most of the time. Which of the following people live there with you? Uncle



Response	6	8	10	12	Total	
No	96.5	97.0	96.6	97.7	96.9	
Yes	3.5	3.0	3.4	2.3	3.1	
N of Valid	1089	1059	829	642	3619	
N of Miss	0	0	0	0	0	

Table 22: Think of where you live most of the time. Which of the following people live there with you? Other Adults



Response	6	8	10	12	Total	
No	97.4	97.5	97.5	96.6	97.3	
Yes	2.6	2.5	2.5	3.4	2.7	
N of Valid	1089	1059	829	642	3619	
N of Miss	0	0	0	0	0	

Table 23: Think of where you live most of the time. Which of the following people live there with you? Brother(s)



Response	6	8	10	12	Total	
No	52.5	55.9	54.8	65.0	56.2	
Yes	47.5	44.1	45.2	35.0	43.8	
N of Valid	1089	1059	829	642	3619	
N of Miss	0	0	0	0	0	

Table 24: Think of where you live most of the time. Which of the following people live there with you? Stepbrother(s)



Response	6	8	10	12	Total	
No	95.5	95.9	95.8	98.0	96.1	
Yes	4.5	4.1	4.2	2.0	3.9	
N of Valid	1089	1059	829	642	3619	
N of Miss	0	0	0	0	0	

Table 25: Think of where you live most of the time. Which of the following people live there with you? Sister(s)



Response	6	8	10	12	Total	
No	53.2	56.7	61.6	65.9	58.4	
Yes	46.8	43.3	38.4	34.1	41.6	
N of Valid	1089	1059	829	642	3619	
N of Miss	0	0	0	0	0	

Table 26: Think of where you live most of the time. Which of the following people live there with you? Stepsister(s)



Response	6	8	10	12	Total	
No	96.9	96.6	97.1	97.8	97.0	
Yes	3.1	3.4	2.9	2.2	3.0	
N of Valid	1089	1059	829	642	3619	
N of Miss	0	0	0	0	0	

Table 27: Think of where you live most of the time. Which of the following people live there with you? Other Children



Response	6	8	10	12	Total	
No	96.3	96.6	96.1	92.1	95.6	
Yes	3.7	3.4	3.9	7.9	4.4	
N of Valid	1089	1059	829	642	3619	
N of Miss	0	0	0	0	0	

Table 28: In my school, students have lots of chances to help decide things like class activities and rules.





Response	6	8	10	12	Total	
NO!	13.9	17.1	12.7	19.0	15.5	
no	36.6	37.6	36.5	32.0	36.0	
yes	38.7	39.1	42.3	39.2	39.7	
YES!	10.8	6.2	8.5	9.9	8.8	
N of Valid	1063	1043	820	638	3564	
N of Miss	25	15	9	4	53	

Table 29: Teachers ask me to work on special classroom projects.





Response	6	8	10	12	Total	
NO!	8.3	10.2	10.7	9.9	9.7	
no	29.3	42.7	44.6	38.8	38.5	
yes	46.1	40.0	39.1	43.4	42.2	
YES!	16.4	7.1	5.6	7.9	9.7	
N of Valid	1066	1046	822	636	3570	
N of Miss	21	13	7	6	47	

Table 30: My teacher(s) notices when I am doing a good job and lets me know about it.

Response	6	8	10	12	Total
NO!	3.5	6.2	8.4	7.4	6.1
no	12.3	23.3	25.0	23.0	20.3
yes	49.3	49.4	52.1	54.1	50.8
YES!	34.9	21.2	14.5	15.5	22.8
N of Valid	1071	1039	820	634	3564
N of Miss	18	20	9	7	54

Table 31: There are lots of chances for students in my school to get involved in sports, clubs, and other school activities outside of class.

Response	6	8	10	12	Total
NO!	3.9	1.1	0.9	1.9	2.0
no	10.3	5.3	4.4	3.6	6.3
yes	38.1	35.0	37.5	39.1	37.2
YES!	47.7	58.7	57.2	55.4	54.5
N of Valid	1076	1046	821	635	3578
N of Miss	12	13	8	7	40

Table 32: There are lots of chances for students in my school to talk with a teacher one-on-one.

Response	6	8	10	12	Total
NO!	4.1	4.3	5.3	4.4	4.5
no	15.0	23.4	23.9	16.2	19.7
yes	47.3	52.2	50.2	52.4	50.3
YES!	33.6	20.0	20.6	26.9	25.5
N of Valid	1072	1045	819	635	3571
N of Miss	17	14	10	7	48

Table 33: I feel safe at my school.


Response	6	8	10	12	Total	
NO!	3.7	5.7	5.1	5.2	4.9	
no	7.1	11.3	10.9	9.1	9.5	
yes	36.4	55.8	57.6	59.4	51.0	
YES!	52.8	27.3	26.5	26.3	34.6	
N of Valid	1076	1040	820	636	3572	
N of Miss	13	16	9	6	44	

Table 34: The school lets my parents know when I have done something well.


Response	6	8	10	12	Total	
NO!	9.0	17.5	23.8	26.1	17.9	
no	29.0	43.8	45.8	45.5	40.1	
yes	40.2	30.2	24.4	24.0	30.8	
YES!	21.9	8.5	6.0	4.4	11.2	
N of Valid	1070	1044	812	637	3563	
N of Miss	19	14	17	5	55	

Table 35: My teachers praise me when I work hard in school.


Response	6	8	10	12	Total	
NO!	10.8	15.0	16.3	14.3	13.9	
no	31.3	42.9	44.6	38.3	39.0	
yes	40.7	34.7	32.1	39.6	36.8	
YES!	17.1	7.5	7.0	7.8	10.3	
N of Valid	1051	1033	812	637	3533	
N of Miss	36	26	16	5	83	

Table 36: Are your school grades better than the grades of most students in your class?

Response	6	8	10	12	Total	
NO!	7.5	7.0	6.9	3.8	6.5	
no	27.9	26.6	28.3	22.4	26.6	
yes	44.5	49.5	50.6	54.2	49.1	
YES!	20.1	17.0	14.2	19.6	17.7	
N of Valid	1060	1043	816	638	3557	
N of Miss	26	14	12	4	56	

Table 37: I have lots of chances to be part of class discussions or activities.

Response	6	8	10	12	Total	
NO!	3.6	3.5	2.2	3.5	3.2	
no	13.8	17.9	15.5	13.8	15.4	
yes	47.6	56.4	60.3	59.2	55.1	
YES!	35.1	22.3	21.9	23.5	26.3	
N of Valid	1068	1047	817	637	3569	
N of Miss	17	12	11	5	45	

Table 38: Now thinking back over the past year in school, how often did you: enjoy being in school?

Response	6	8	10	12	Total	
Never	6.3	6.9	8.3	6.6	7.0	
Seldom	8.6	9.8	13.2	15.8	11.3	
Sometimes	34.9	41.4	38.8	40.4	38.7	
Often	27.4	27.7	26.6	28.5	27.5	
Almost always	22.8	14.1	13.2	8.7	15.5	
N of Valid	1072	1046	820	634	3572	
N of Miss	14	12	8	8	42	

Table 39: Now thinking back over the past year in school, how often did you: hate being in school?

Response	6	8	10	12	Total	
Never	24.5	7.6	4.0	4.9	11.3	
Seldom	25.0	26.1	27.7	26.2	26.2	
Sometimes	30.3	37.9	37.7	36.2	35.3	
Often	12.1	18.2	18.2	22.4	17.1	
Almost always	8.1	10.2	12.3	10.3	10.1	
N of Valid	1062	1039	822	633	3556	
N of Miss	24	15	7	9	55	

Table 40: Now thinking back over the past year in school, how often did you: try to do your best work in school?

Response	6	8	10	12	Total	
Never	0.7	0.7	0.9	1.0	0.8	
Seldom	0.4	2.1	2.7	4.3	2.1	
Sometimes	6.1	11.0	16.0	17.1	11.8	
Often	16.9	33.0	33.8	35.8	28.8	
Almost always	76.0	53.2	46.7	41.8	56.5	
N of Valid	1065	1031	820	631	3547	
N of Miss	24	27	9	11	71	

Table 41: How often do you feel that the school work you are assigned is meaningful and important?

Response	6	8	10	12	Total	
Never	3.6	6.3	5.7	6.3	5.3	
Seldom	6.2	16.2	21.6	23.7	15.8	
Sometimes	19.7	32.5	36.7	37.1	30.4	
Often	31.9	30.5	26.6	23.9	28.8	
Almost always	38.7	14.5	9.4	9.0	19.6	
N of Valid	1068	1039	820	633	3560	
N of Miss	19	20	9	9	57	

Table 42: Putting them all together, what were your grades like last year?

Response	6	8	10	12	Total	
Mostly F's	1.1	1.1	0.9	0.2	0.9	
Mostly D's	2.9	3.5	3.2	1.1	2.8	
Mostly C's	11.1	19.0	21.3	17.9	17.0	
Mostly B's	36.2	37.0	36.8	41.1	37.5	
Mostly A's	48.6	39.5	37.8	39.7	41.8	
N of Valid	1024	1013	804	632	3473	
N of Miss	8	10	9	6	33	

Table 43: How important do you think the things you are learning in school are going to be for your later life?

Response	6	8	10	12	Total	
Very important	57.4	35.3	22.7	17.2	35.9	
Quite important	23.7	29.2	26.3	26.4	26.4	
Fairly important	13.8	22.6	31.8	30.1	23.4	
Slightly important	3.7	10.8	15.7	21.8	11.7	
Not at all important	1.4	2.1	3.5	4.4	2.6	
N of Valid	1081	1045	822	632	3580	
N of Miss	8	12	7	10	37	

Table 44: How interesting are most of your courses to you?

Response	6	8	10	12	Total	
Very interesting and stimulating	22.0	10.2	5.5	8.3	12.3	
Quite interesting	35.3	29.4	25.2	23.9	29.2	
Fairly interesting	28.2	35.4	43.0	42.0	36.2	
Slightly dull	9.3	17.1	18.7	17.5	15.3	
Very dull	5.2	7.9	7.7	8.2	7.1	
N of Valid	1051	1038	823	635	3547	
N of Miss	38	21	6	7	72	

Table 45: During the LAST FOUR WEEKS how many whole days of school have you missed because you skipped or 'cut'?








Response	6	8	10	12	Total	
None	74.2	76.9	75.6	65.9	73.8	
1	11.8	10.0	10.1	15.3	11.5	
2	5.7	6.4	7.0	7.6	6.5	
3	4.5	3.1	3.4	6.0	4.1	
4-5	2.6	3.1	2.3	3.6	2.8	
6-10	0.9	0.4	0.9	0.6	0.7	
11 or more	0.3	0.1	0.7	0.9	0.4	
N of Valid	1077	1048	823	634	3582	
N of Miss	12	11	6	8	37	

Table 46: What are the chances you would be seen as cool if you: smoked cigarettes?






Response	6	8	10	12	Total	
No or very little chance	90.6	71.0	61.1	51.4	71.1	
Little chance	5.4	15.4	16.6	20.2	13.6	
Some chance	2.0	8.0	14.1	16.7	9.2	
Pretty good chance	0.9	3.8	6.1	6.3	3.9	
Very good chance	1.1	1.7	2.1	5.4	2.3	
N of Valid	1051	1039	818	630	3538	
N of Miss	26	15	8	11	60	

Table 47: What are the chances you would be seen as cool if you: worked hard at school?






Response	6	8	10	12	Total	
No or very little chance	6.2	10.7	12.7	13.0	10.2	
Little chance	8.9	17.0	21.1	22.6	16.5	
Some chance	15.1	23.8	26.2	27.3	22.4	
Pretty good chance	25.3	26.8	22.5	24.0	24.9	
Very good chance	44.5	21.6	17.5	13.0	26.0	
N of Valid	1057	1040	817	629	3543	
N of Miss	32	18	11	12	73	

Table 48: What are the chances you would be seen as cool if you: began drinking alcoholic beverages regularly, that is, at least once or twice a month?


Response	6	8	10	12	Total	
No or very little chance	88.8	61.4	44.4	36.3	61.2	
Little chance	6.6	18.9	15.9	13.8	13.6	
Some chance	2.5	10.7	18.1	18.5	11.3	
Pretty good chance	1.3	6.8	15.4	19.0	9.3	
Very good chance	0.8	2.2	6.2	12.4	4.5	
N of Valid	1055	1039	819	631	3544	
N of Miss	32	17	10	11	70	

Table 49: What are the chances you would be seen as cool if you: defended someone who was being verbally abused at school?


Response	6	8	10	12	Total	
No or very little chance	14.2	12.1	12.3	9.0	12.2	
Little chance	8.4	11.5	16.2	15.5	12.4	
Some chance	16.5	23.8	27.8	28.7	23.4	
Pretty good chance	24.5	27.1	23.8	29.0	25.9	
Very good chance	36.4	25.5	19.8	17.7	26.0	
N of Valid	1053	1042	819	631	3545	
N of Miss	33	16	10	11	70	

Table 50: What are the chances you would be seen as cool if you: smoked marijuana?


Response	6	8	10	12	Total	
No or very little chance	94.7	71.9	54.1	45.6	69.9	
Little chance	2.5	11.1	14.2	14.4	9.9	
Some chance	1.1	6.8	14.8	15.8	8.6	
Pretty good chance	0.7	5.4	8.9	11.7	5.9	
Very good chance	1.0	4.8	8.0	12.4	5.8	
N of Valid	1052	1041	817	631	3541	
N of Miss	35	17	11	11	74	

Table 51: What are the chances you would be seen as cool if you: carried a handgun?






Response	6	8	10	12	Total	
No or very little chance	87.6	75.9	74.6	72.6	78.5	
Little chance	6.3	10.5	10.6	13.4	9.8	
Some chance	2.2	6.4	7.1	5.1	5.1	
Pretty good chance	2.1	3.9	4.3	4.1	3.5	
Very good chance	1.9	3.4	3.4	4.7	3.2	
N of Valid	1055	1038	818	632	3543	
N of Miss	32	19	11	10	72	

Table 52: What are the chances you would be seen as cool if you: regularly volunteered to do community service?






Response	6	8	10	12	Total	
No or very little chance	23.7	30.6	28.5	25.9	27.2	
Little chance	13.8	25.9	24.3	21.7	21.2	
Some chance	19.3	21.8	25.4	24.7	22.4	
Pretty good chance	18.7	12.1	12.3	18.0	15.2	
Very good chance	24.5	9.5	9.4	9.7	13.9	
N of Valid	1051	1041	818	632	3542	
N of Miss	38	18	10	10	76	

Table 53: Think of your four best friends (the friends you feel closest to). In the past year (12 months), how many of your best friends have: participated in clubs, organizations or activities at school?






Response	6	8	10	12	Total	
0	12.8	12.5	9.1	8.8	11.2	
1	12.9	11.1	12.2	10.1	11.7	
2	21.4	16.5	17.3	17.9	18.4	
3	15.3	16.1	17.6	17.7	16.5	
4	37.5	43.8	43.8	45.5	42.2	
N of Valid	1052	1035	811	633	3531	
N of Miss	34	21	17	9	81	

Table 54: Think of your four best friends (the friends you feel closest to). In the past year (12 months), how many of your best friends have: smoked cigarettes?






Response	6	8	10	12	Total	
0	93.2	71.0	54.9	42.1	68.7	
1	4.6	15.1	20.7	17.8	13.7	
2	1.7	6.0	10.6	15.3	7.4	
3	0.2	3.2	6.2	9.7	4.1	
4	0.3	4.7	7.7	15.1	5.9	
N of Valid	1051	1030	813	629	3523	
N of Miss	38	28	16	13	95	

Table 55: Think of your four best friends (the friends you feel closest to). In the past year (12 months), how many of your best friends have: tried beer, wine or hard liquor (for example, vodka, whiskey, or gin) when their parents didn't know about it?






Response	6	8	10	12	Total	
0	90.0	61.4	34.5	26.0	57.4	
1	5.3	14.6	19.1	15.1	12.9	
2	2.6	9.9	15.9	16.5	10.3	
3	0.9	6.2	9.5	11.4	6.3	
4	1.2	7.9	21.1	31.1	13.1	
N of Valid	1057	1033	812	631	3533	
N of Miss	30	26	17	11	84	

Table 56: Think of your four best friends (the friends you feel closest to). In the past year (12 months), how many of your best friends have: made a commitment to stay drug-free?






Response	6	8	10	12	Total	
0	7.5	20.5	29.2	33.9	21.0	
1	3.9	10.6	15.3	15.0	10.5	
2	6.7	10.1	10.8	12.0	9.6	
3	6.7	12.7	12.7	13.6	11.1	
4	75.2	46.2	32.0	25.5	47.9	
N of Valid	1055	1031	809	632	3527	
N of Miss	31	27	16	10	84	

Table 57: Think of your four best friends (the friends you feel closest to). In the past year (12 months), how many of your best friends have: used marijuana?






Response	6	8	10	12	Total	
0	97.0	77.2	60.5	44.7	73.5	
1	1.4	11.7	13.9	16.3	10.0	
2	0.7	4.1	10.6	14.7	6.5	
3	0.2	3.1	5.9	9.6	4.0	
4	0.7	3.9	9.0	14.8	6.1	
N of Valid	1047	1031	811	627	3516	
N of Miss	37	26	17	15	95	

Table 58: Think of your four best friends (the friends you feel closest to). In the past year (12 months), how many of your best friends have: tried to do well in school?






Response	6	8	10	12	Total	
0	2.8	3.1	3.5	4.0	3.3	
1	2.3	5.6	8.4	6.7	5.4	
2	6.5	12.6	14.8	17.6	12.2	
3	15.8	22.8	19.5	20.0	19.4	
4	72.6	55.9	53.8	51.7	59.7	
N of Valid	1053	1035	810	629	3527	
N of Miss	30	23	17	13	83	

Table 59: Think of your four best friends (the friends you feel closest to). In the past year (12 months), how many of your best friends have: used LSD, cocaine, amphetamines, or other illegal drugs?






Response	6	8	10	12	Total	
0	97.2	90.9	84.2	82.1	89.7	
1	1.7	5.0	8.3	9.5	5.6	
2	0.2	1.5	4.1	3.5	2.1	
3	0.2	1.6	1.6	1.7	1.2	
4	0.7	0.9	1.8	3.2	1.4	
N of Valid	1054	1036	812	631	3533	
N of Miss	32	23	17	11	83	

Table 60: Think of your four best friends (the friends you feel closest to). In the past year (12 months), how many of your best friends have: been suspended from school?






Response	6	8	10	12	Total	
0	64.8	56.6	64.3	74.7	64.0	
1	19.9	17.4	17.9	12.1	17.3	
2	6.7	12.1	9.0	5.6	8.6	
3	3.7	6.0	3.6	4.0	4.4	
4	4.8	8.0	5.3	3.7	5.7	
N of Valid	1053	1037	812	628	3530	
N of Miss	34	21	17	12	84	

Table 61: Think of your four best friends (the friends you feel closest to). In the past year (12 months), how many of your best friends have: liked school?






Response	6	8	10	12	Total	
0	13.5	24.5	26.9	30.8	22.9	
1	10.9	15.7	15.4	14.4	14.0	
2	18.5	22.6	22.6	21.9	21.3	
3	24.5	18.0	16.9	16.0	19.3	
4	32.6	19.2	18.2	16.8	22.5	
N of Valid	1053	1035	813	630	3531	
N of Miss	33	23	16	12	84	

Table 62: Think of your four best friends (the friends you feel closest to). In the past year (12 months), how many of your best friends have: carried a handgun?






Response	6	8	10	12	Total	
0	95.2	92.5	92.9	91.7	93.2	
1	2.2	4.3	3.9	4.6	3.7	
2	1.2	1.4	2.0	1.0	1.4	
3	0.8	0.7	0.1	1.1	0.7	
4	0.7	1.1	1.1	1.6	1.0	
N of Valid	1054	1036	812	630	3532	
N of Miss	35	23	17	12	87	

Table 63: Think of your four best friends (the friends you feel closest to). In the past year (12 months), how many of your best friends have: sold illegal drugs?






Response	6	8	10	12	Total	
0	98.6	92.7	86.0	79.7	90.6	
1	0.7	4.7	7.3	10.7	5.2	
2	0.2	1.5	3.3	4.9	2.1	
3	0.2	1.0	1.2	1.3	0.9	
4	0.4	0.2	2.1	3.3	1.3	
N of Valid	1044	1027	810	627	3508	
N of Miss	44	31	19	15	109	

Table 64: Think of your four best friends (the friends you feel closest to). In the past year (12 months), how many of your best friends have: regularly attended religious services?






Response	6	8	10	12	Total	
0	20.1	16.0	16.6	19.0	17.9	
1	10.8	13.2	17.0	16.2	13.9	
2	11.8	17.1	20.9	23.8	17.6	
3	17.3	20.3	18.7	18.4	18.7	
4	40.0	33.4	26.9	22.5	31.9	
N of Valid	1027	1034	808	630	3499	
N of Miss	60	24	20	12	116	

Table 65: Think of your four best friends (the friends you feel closest to). In the past year (12 months), how many of your best friends have: stolen or tried to steal a motor vehicle such as a car or motorcycle?






Response	6	8	10	12	Total	
0	97.1	95.7	95.0	94.8	95.8	
1	1.7	2.6	3.6	3.0	2.6	
2	0.7	1.2	0.7	0.6	0.8	
3	0.2	0.4	0.2	0.3	0.3	
4	0.4	0.2	0.5	1.3	0.5	
N of Valid	1055	1039	814	631	3539	
N of Miss	34	20	15	11	80	

Table 66: Think of your four best friends (the friends you feel closest to). In the past year (12 months), how many of your best friends have: been arrested?






Response	6	8	10	12	Total	
0	91.4	81.4	80.7	82.7	84.5	
1	6.0	11.3	11.0	10.5	9.5	
2	1.4	4.0	4.8	4.1	3.5	
3	0.8	1.5	1.8	1.6	1.4	
4	0.4	1.6	1.7	1.1	1.2	
N of Valid	1052	1040	812	629	3533	
N of Miss	37	19	17	13	86	

Table 67: Think of your four best friends (the friends you feel closest to). In the past year (12 months), how many of your best friends have: dropped out of school?






Response	6	8	10	12	Total	
0	94.5	94.5	91.0	87.1	92.4	
1	4.5	3.2	5.9	9.6	5.3	
2	0.6	1.2	2.1	1.9	1.3	
3	0.4	0.7	0.1	0.2	0.4	
4	0.1	0.5	0.9	1.3	0.6	
N of Valid	1054	1036	814	628	3532	
N of Miss	35	23	15	14	87	

Table 68: Think of your four best friends (the friends you feel closest to). In the past year (12 months), how many of your best friends have: been members of a gang?






Response	6	8	10	12	Total	
0	91.5	86.8	86.1	89.6	88.6	
1	4.6	6.4	6.2	4.1	5.4	
2	2.2	2.5	2.7	2.4	2.4	
3	0.4	1.6	2.0	0.6	1.2	
4	1.3	2.7	3.1	3.2	2.5	
N of Valid	1052	1038	812	628	3530	
N of Miss	37	21	16	14	88	

Table 69: How old were you when you first: smoked marijuana?


Response	6	8	10	12	Total	
Never	99.1	91.6	78.7	64.0	86.0	
10 or younger	0.4	0.8	1.1	1.6	0.9	
11	0.3	0.9	1.1	1.0	0.8	
12	0.3	2.7	1.5	2.4	1.6	
13	0.0	3.3	3.4	3.0	2.3	
14	0.0	0.7	6.2	5.1	2.5	
15	0.0	0.1	7.2	8.6	3.2	
16	0.0	0.0	0.7	8.3	1.6	
17 or older	0.0	0.0	0.0	6.1	1.1	
N of Valid	1071	1037	818	627	3553	
N of Miss	17	19	10	13	59	

Table 70: How old were you when you first: smoked a cigarette, even just a puff?


Response	6	8	10	12	Total	
Never	93.6	75.3	62.1	50.6	73.4	
10 or younger	4.7	9.1	9.1	6.7	7.3	
11	1.1	5.3	5.4	3.2	3.7	
12	0.5	4.4	4.4	3.7	3.1	
13	0.1	4.3	4.2	6.5	3.4	
14	0.0	1.4	6.9	5.6	3.0	
15	0.0	0.3	7.0	7.3	3.0	
16	0.0	0.0	1.0	10.5	2.1	
17 or older	0.0	0.0	0.1	5.9	1.1	
N of Valid	1068	1035	817	628	3548	
N of Miss	20	24	10	13	67	

Table 71: How old were you when you first: had more than a sip or two of beer, wine or hard liquor (for example, vodka, whiskey, or gin)?










Response	6	8	10	12	Total	
Never	84.9	62.9	43.2	35.0	60.0	
10 or younger	9.9	10.6	8.1	5.8	9.0	
11	4.1	6.0	4.3	2.4	4.4	
12	1.0	7.7	4.2	3.8	4.2	
13	0.1	10.6	8.5	5.8	6.1	
14	0.0	1.8	15.0	10.2	5.8	
15	0.0	0.3	13.1	12.8	5.4	
16	0.0	0.0	3.2	13.9	3.2	
17 or older	0.0	0.0	0.4	10.4	1.9	
N of Valid	1065	1034	814	626	3539	
N of Miss	24	22	14	15	75	

Table 72: How old were you when you first: began drinking alcoholic beverages regularly, that is, at least once or twice a month?










Response	6	8	10	12	Total	
Never	99.3	93.3	80.9	66.6	87.5	
10 or younger	0.3	0.8	0.9	0.6	0.6	
11	0.5	1.1	0.4	0.5	0.6	
12	0.0	1.4	1.1	0.3	0.7	
13	0.0	2.1	2.3	1.0	1.3	
14	0.0	1.3	4.9	3.5	2.1	
15	0.0	0.1	7.1	6.1	2.7	
16	0.0	0.0	2.2	10.4	2.3	
17 or older	0.0	0.0	0.2	11.1	2.0	
N of Valid	1069	1037	816	628	3550	
N of Miss	20	21	13	14	68	

Table 73: How old were you when you first: used phenoxydine (pox, px, breeze)?


Response	6	8	10	12	Total	
Never	100.0	100.0	100.0	100.0	100.0	
10 or younger	0.0	0.0	0.0	0.0	0.0	
11	0.0	0.0	0.0	0.0	0.0	
12	0.0	0.0	0.0	0.0	0.0	
13	0.0	0.0	0.0	0.0	0.0	
14	0.0	0.0	0.0	0.0	0.0	
15	0.0	0.0	0.0	0.0	0.0	
16	0.0	0.0	0.0	0.0	0.0	
17 or older	0.0	0.0	0.0	0.0	0.0	
N of Valid	1048	1035	813	628	3524	
N of Miss	41	24	16	14	95	

Table 74: How old were you when you first: got suspended from school?










Response	6	8	10	12	Total	
Never	85.2	76.2	77.6	77.5	79.4	
10 or younger	9.1	9.3	5.8	3.3	7.4	
11	4.2	4.5	3.3	2.2	3.7	
12	1.4	4.6	3.3	2.6	3.0	
13	0.1	3.7	4.0	2.2	2.4	
14	0.0	1.3	3.5	3.8	1.9	
15	0.0	0.3	1.8	3.2	1.1	
16	0.0	0.1	0.5	3.3	0.7	
17 or older	0.0	0.0	0.1	1.8	0.3	
N of Valid	1066	1033	821	627	3547	
N of Miss	21	20	8	15	64	

Table 75: How old were you when you first: got arrested?










Response	6	8	10	12	Total	
Never	97.7	95.0	92.8	91.2	94.6	
10 or younger	0.9	0.5	0.4	0.0	0.5	
11	0.8	0.5	0.2	0.0	0.5	
12	0.4	1.4	0.9	0.2	0.7	
13	0.0	1.5	1.7	1.8	1.2	
14	0.0	1.1	1.1	0.8	0.7	
15	0.0	0.1	2.3	1.9	0.9	
16	0.0	0.0	0.5	2.6	0.6	
17 or older	0.1	0.0	0.1	1.6	0.3	
N of Valid	1063	1035	817	627	3542	
N of Miss	26	24	11	15	76	

Table 76: How old were you when you first: carried a handgun?










Response	6	8	10	12	Total	
Never	95.8	94.9	94.7	93.6	94.9	
10 or younger	2.0	1.5	1.0	1.3	1.5	
11	1.0	0.9	1.0	0.8	0.9	
12	0.8	0.8	0.5	0.8	0.7	
13	0.3	1.2	1.0	0.3	0.7	
14	0.0	0.7	0.9	0.3	0.5	
15	0.0	0.2	0.7	0.3	0.3	
16	0.0	0.0	0.2	1.8	0.4	
17 or older	0.0	0.0	0.0	0.8	0.1	
N of Valid	1060	1034	817	627	3538	
N of Miss	28	23	12	15	78	

Table 77: How old were you when you first: attacked someone with the idea of seriously hurting them?










Response	6	8	10	12	Total	
Never	89.5	81.7	80.7	83.4	84.1	
10 or younger	5.5	5.3	5.0	2.6	4.8	
11	3.9	3.2	1.6	0.5	2.5	
12	1.0	2.8	2.3	1.3	1.9	
13	0.1	4.6	2.3	2.2	2.3	
14	0.0	1.5	3.4	3.0	1.8	
15	0.1	0.6	3.4	1.8	1.3	
16	0.0	0.1	1.0	3.2	0.8	
17 or older	0.0	0.1	0.1	2.1	0.4	
N of Valid	1062	1034	814	627	3537	
N of Miss	24	21	13	15	73	

Table 78: How old were you when you first: belonged to a gang?









Response	6	8	10	12	Total	
Never	97.2	94.8	94.5	94.7	95.4	
10 or younger	1.4	0.9	1.0	1.0	1.1	
11	0.8	1.2	0.7	0.2	0.8	
12	0.6	1.2	0.9	0.2	0.7	
13	0.0	1.3	0.4	0.8	0.6	
14	0.1	0.6	0.9	1.1	0.6	
15	0.0	0.1	1.3	0.6	0.5	
16	0.0	0.0	0.4	1.3	0.3	
17 or older	0.0	0.0	0.0	0.2	0.0	
N of Valid	1062	1038	819	626	3545	
N of Miss	27	19	10	16	72	

Table 79: How wrong do you think it is for someone your age to: take a handgun to school?

Response	6	8	10	12	Total	
Very wrong	94.2	88.0	88.1	91.1	90.4	
Wrong	4.8	9.8	8.2	6.5	7.4	
A little bit wrong	0.7	1.9	3.0	0.8	1.6	
Not wrong at all	0.3	0.3	0.7	1.6	0.6	
N of Valid	1074	1047	821	632	3574	
N of Miss	11	10	7	10	38	

Table 80: How wrong do you think it is for someone your age to: steal anything worth more than \$5?

Response	6	8	10	12	Total	
Very wrong	69.5	50.2	56.5	60.8	59.3	
Wrong	24.7	34.2	30.2	28.1	29.3	
A little bit wrong	4.8	13.8	11.1	8.3	9.5	
Not wrong at all	1.0	1.7	2.1	2.9	1.8	
N of Valid	1075	1047	817	630	3569	
N of Miss	13	12	11	12	48	

Table 81: How wrong do you think it is for someone your age to: pick a fight with someone?

Response	6	8	10	12	Total	
Very wrong	58.9	33.4	33.7	41.6	42.6	
Wrong	27.3	36.4	35.8	31.6	32.7	
A little bit wrong	11.5	24.5	25.9	22.2	20.5	
Not wrong at all	2.3	5.8	4.7	4.6	4.3	
N of Valid	1072	1037	816	630	3555	
N of Miss	16	21	11	12	60	

Table 82: How wrong do you think it is for someone your age to: attack someone with the idea of seriously hurting them?





Response	6	8	10	12	Total	
Very wrong	83.6	65.3	63.2	64.3	70.1	
Wrong	12.0	21.0	23.1	21.9	18.9	
A little bit wrong	3.0	10.8	10.6	9.2	8.1	
Not wrong at all	1.5	3.0	3.1	4.6	2.8	
N of Valid	1071	1045	819	630	3565	
N of Miss	17	14	9	12	52	

Table 83: How wrong do you think it is for someone your age to: stay away from school all day when their parents think they are at school?





Response	6	8	10	12	Total	
Very wrong	84.0	58.2	45.1	41.6	60.0	
Wrong	12.1	28.2	32.2	27.9	24.2	
A little bit wrong	2.6	10.9	18.2	23.4	12.3	
Not wrong at all	1.3	2.7	4.4	7.2	3.5	
N of Valid	1070	1044	822	628	3564	
N of Miss	18	14	7	14	53	

Table 84: How wrong do you think it is for someone your age to: drink beer, wine or hard liquor (for example, vodka, whiskey, or gin) regularly?





Response	6	8	10	12	Total	
Very wrong	90.7	67.8	47.9	38.0	64.8	
Wrong	6.7	16.7	21.0	21.6	15.6	
A little bit wrong	2.1	12.2	21.9	22.2	13.2	
Not wrong at all	0.6	3.3	9.3	18.2	6.5	
N of Valid	1071	1045	819	631	3566	
N of Miss	18	13	9	11	51	

Table 85: How wrong do you think it is for someone your age to: smoke cigarettes?





Response	6	8	10	12	Total	
Very wrong	91.2	70.2	54.9	41.5	68.0	
Wrong	6.8	17.3	20.7	18.4	15.1	
A little bit wrong	1.2	8.6	16.6	19.5	10.1	
Not wrong at all	0.7	3.8	7.8	20.6	6.8	
N of Valid	1074	1045	820	631	3570	
N of Miss	15	13	9	11	48	

Table 86: How wrong do you think it is for someone your age to: smoke marijuana?





Response	6	8	10	12	Total	
Very wrong	96.7	80.3	64.6	53.6	76.9	
Wrong	2.0	11.3	14.3	15.7	10.0	
A little bit wrong	0.8	5.4	9.7	12.2	6.2	
Not wrong at all	0.5	3.1	11.4	18.5	6.9	
N of Valid	1076	1046	821	631	3574	
N of Miss	13	12	8	11	44	

Table 87: How wrong do you think it is for someone your age to: use LSD, cocaine, amphetamines or another illegal drug?





Response	6	8	10	12	Total	
Very wrong	97.9	92.0	88.2	84.1	91.5	
Wrong	1.5	6.1	7.9	8.9	5.6	
A little bit wrong	0.3	1.3	2.3	4.4	1.8	
Not wrong at all	0.4	0.6	1.6	2.5	1.1	
N of Valid	1073	1045	822	630	3570	
N of Miss	16	14	7	12	49	

Table 88: At school during the past 12 months, did you receive help from the resource teacher, speech therapist or other special education teacher?



Response	6	8	10	12	Total	
No	76.5	85.9	91.8	93.8	85.9	
Yes	23.5	14.1	8.2	6.2	14.1	
N of Valid	1029	1009	790	617	3445	
N of Miss	59	50	39	25	173	

Table 89: How many times in the past year (12 months) have you: been suspended from school?









Response	6	8	10	12	Total	
Never	89.8	86.2	89.2	90.9	88.8	
1 to 2 times	7.7	10.8	9.4	6.1	8.7	
3 to 5 times	2.0	2.1	1.0	1.9	1.8	
6 to 9 times	0.4	0.4	0.4	0.2	0.3	
10 to 19 times	0.1	0.4	0.1	0.2	0.2	
20 to 29 times	0.0	0.0	0.0	0.3	0.1	
30 to 39 times	0.0	0.1	0.0	0.2	0.1	
40+ times	0.0	0.1	0.0	0.3	0.1	
N of Valid	1079	1048	822	628	3577	
N of Miss	9	11	7	14	41	

Table 90: How many times in the past year (12 months) have you: carried a handgun?








Response	6	8	10	12	Total	
Never	96.2	95.5	95.1	94.6	95.5	
1 to 2 times	2.5	2.2	2.0	2.5	2.3	
3 to 5 times	0.6	1.1	1.2	0.3	0.8	
6 to 9 times	0.0	0.4	0.4	0.6	0.3	
10 to 19 times	0.3	0.3	0.4	0.3	0.3	
20 to 29 times	0.2	0.2	0.4	0.8	0.3	
30 to 39 times	0.0	0.0	0.0	0.2	0.0	
40+ times	0.3	0.4	0.6	0.6	0.4	
N of Valid	1076	1045	818	628	3567	
N of Miss	12	14	10	14	50	

Table 91: How many times in the past year (12 months) have you: sold illegal drugs?

Response	6	8	10	12	Total	
Never	99.8	99.2	95.2	92.0	97.2	
1 to 2 times	0.2	0.7	1.7	2.6	1.1	
3 to 5 times	0.0	0.1	1.1	1.3	0.5	
6 to 9 times	0.0	0.0	0.9	0.6	0.3	
10 to 19 times	0.0	0.0	0.2	1.3	0.3	
20 to 29 times	0.0	0.0	0.4	0.3	0.1	
30 to 39 times	0.0	0.0	0.0	0.2	0.0	
40+ times	0.0	0.0	0.5	1.8	0.4	
N of Valid	1070	1038	815	624	3547	
N of Miss	19	21	14	17	71	

Table 92: How many times in the past year (12 months) have you: stolen or tried to steal a motor vehicle such as a car or motorcycle?

Response	6	8	10	12	Total	
Never	99.1	98.7	98.8	97.0	98.5	
1 to 2 times	0.9	1.2	0.7	1.8	1.1	
3 to 5 times	0.0	0.0	0.2	0.0	0.1	
6 to 9 times	0.0	0.0	0.1	0.5	0.1	
10 to 19 times	0.0	0.1	0.0	0.2	0.1	
20 to 29 times	0.0	0.0	0.0	0.0	0.0	
30 to 39 times	0.0	0.0	0.0	0.0	0.0	
40+ times	0.0	0.0	0.1	0.6	0.1	
N of Valid	1075	1043	819	627	3564	
N of Miss	14	16	10	15	55	

Table 93: How many times in the past year (12 months) have you: participated in clubs, organizations or activities at school?









Response	6	8	10	12	Total	
Never	20.0	20.6	18.3	17.4	19.3	
1 to 2 times	30.4	24.0	17.3	14.5	22.7	
3 to 5 times	21.0	17.9	16.6	13.1	17.7	
6 to 9 times	10.4	11.1	11.0	12.0	11.0	
10 to 19 times	7.0	7.5	10.4	11.8	8.8	
20 to 29 times	3.4	4.1	5.7	8.6	5.1	
30 to 39 times	1.3	2.0	3.0	3.4	2.3	
40+ times	6.6	12.8	17.7	19.2	13.2	
N of Valid	1072	1041	820	626	3559	
N of Miss	14	17	8	16	55	

Table 94: How many times in the past year (12 months) have you: been arrested?







Response	6	8	10	12	Total	
Never	98.4	95.7	95.7	94.6	96.3	
1 to 2 times	1.5	3.6	3.9	4.3	3.2	
3 to 5 times	0.1	0.4	0.4	0.3	0.3	
6 to 9 times	0.0	0.2	0.0	0.2	0.1	
10 to 19 times	0.0	0.1	0.0	0.3	0.1	
20 to 29 times	0.0	0.0	0.0	0.0	0.0	
30 to 39 times	0.0	0.0	0.0	0.0	0.0	
40+ times	0.0	0.0	0.0	0.3	0.1	
N of Valid	1066	1042	818	628	3554	
N of Miss	19	17	9	14	59	

Table 95: How many times in the past year (12 months) have you: done extra work on your own for school?









Response	6	8	10	12	Total	
Never	25.9	29.9	27.1	27.1	27.6	
1 to 2 times	31.4	24.4	21.6	19.0	24.9	
3 to 5 times	16.4	16.5	17.2	16.1	16.6	
6 to 9 times	9.0	10.7	11.7	11.3	10.5	
10 to 19 times	6.1	7.7	8.3	10.4	7.8	
20 to 29 times	3.5	3.2	6.5	5.7	4.5	
30 to 39 times	2.0	1.8	2.1	3.2	2.2	
40+ times	5.9	5.8	5.4	7.2	6.0	
N of Valid	1071	1042	818	627	3558	
N of Miss	18	16	11	15	60	

Table 96: How many times in the past year (12 months) have you: attacked someone with the idea of seriously hurting them?








Response	6	8	10	12	Total	
Never	89.1	86.1	86.0	90.3	87.7	
1 to 2 times	6.9	9.1	9.4	5.6	7.9	
3 to 5 times	1.7	2.2	2.2	2.2	2.1	
6 to 9 times	0.7	1.0	1.2	0.8	0.9	
10 to 19 times	0.3	0.5	0.4	0.6	0.4	
20 to 29 times	0.2	0.3	0.4	0.2	0.3	
30 to 39 times	0.0	0.0	0.1	0.0	0.0	
40+ times	1.0	0.8	0.4	0.3	0.7	
N of Valid	1067	1039	821	627	3554	
N of Miss	21	20	8	15	64	

Table 97: How many times in the past year (12 months) have you: been drunk or high at school?








Response	6	8	10	12	Total	
Never	99.1	94.0	88.2	79.8	91.7	
1 to 2 times	0.7	4.0	6.2	9.0	4.4	
3 to 5 times	0.1	0.7	3.2	3.7	1.6	
6 to 9 times	0.1	0.6	0.7	2.2	0.8	
10 to 19 times	0.0	0.1	1.1	1.6	0.6	
20 to 29 times	0.0	0.3	0.1	0.0	0.1	
30 to 39 times	0.0	0.0	0.0	0.2	0.0	
40+ times	0.0	0.3	0.4	3.5	0.8	
N of Valid	1074	1041	817	625	3557	
N of Miss	14	17	10	15	56	

Table 98: How many times in the past year (12 months) have you: volunteered to do community service?









Response	6	8	10	12	Total	
Never	52.0	57.0	49.4	43.7	51.4	
1 to 2 times	24.5	19.7	18.2	15.0	20.0	
3 to 5 times	10.5	10.7	12.6	10.8	11.1	
6 to 9 times	5.4	5.5	7.0	9.4	6.5	
10 to 19 times	2.9	3.1	6.4	10.2	5.0	
20 to 29 times	1.2	1.6	2.7	3.7	2.1	
30 to 39 times	0.9	0.9	0.9	2.1	1.1	
40+ times	2.5	1.5	2.9	5.1	2.8	
N of Valid	1067	1044	818	627	3556	
N of Miss	21	15	10	15	61	

Table 99: How many times in the past year (12 months) have you: taken a handgun to school?







Response	6	8	10	12	Total	
Never	99.8	99.7	99.3	98.7	99.5	
1 to 2 times	0.2	0.1	0.4	0.6	0.3	
3 to 5 times	0.0	0.1	0.2	0.0	0.1	
6 to 9 times	0.0	0.1	0.0	0.2	0.1	
10 to 19 times	0.0	0.0	0.0	0.0	0.0	
20 to 29 times	0.0	0.0	0.1	0.2	0.1	
30 to 39 times	0.0	0.0	0.0	0.0	0.0	
40+ times	0.0	0.0	0.0	0.3	0.1	
N of Valid	1073	1044	821	627	3565	
N of Miss	16	15	8	15	54	

Table 100: Are you currently on probation, or assigned a probation officer with Juvenile Court?



Response	6	8	10	12	Total	
No	98.1	97.6	96.4	98.1	97.6	
Yes	1.9	2.4	3.6	1.9	2.4	
N of Valid	964	964	772	593	3293	
N of Miss	125	95	57	49	326	

Table 101: Have you ever belonged to a gang?






Response	6	8	10	12	Total	
No	94.5	91.8	92.7	92.2	92.9	
No, but would like to	1.1	1.2	1.5	1.3	1.3	
Yes, in the past	2.7	4.2	2.3	2.2	3.0	
Yes, belong now	1.4	2.4	3.2	4.1	2.6	
Yes, but would like to get out	0.3	0.4	0.4	0.2	0.3	
N of Valid	1075	1047	817	627	3566	
N of Miss	14	11	12	15	52	

Table 102: If you have ever belonged to a gang, did that gang have a name?




Response	6	8	10	12	Total	
No	7.9	5.2	9.6	8.3	7.6	
Yes	4.1	6.9	5.8	6.4	5.7	
I have never belonged to a gang	88.1	87.9	84.6	85.3	86.8	
N of Valid	1056	1035	798	614	3503	
N of Miss	31	22	28	23	104	

Table 103: How many times have you done the following things? done what feels good no matter what.







Response	6	8	10	12	Total	
Never	45.8	34.1	28.1	25.9	34.7	
I've done it, but not in the past year	14.6	17.9	14.9	14.1	15.5	
Less than once a month	7.5	10.6	13.1	12.9	10.7	
About once a month	4.5	6.6	10.0	9.6	7.3	
2 or 3 times a month	6.8	9.0	10.8	10.1	8.9	
Once a week or more	20.8	21.8	23.1	27.3	22.8	
N of Valid	1032	1025	808	622	3487	
N of Miss	56	31	20	19	126	

Table 104: How many times have you done the following things? done something dangerous because someone dared you to do it.







Response	6	8	10	12	Total	
Never	71.5	55.9	48.3	51.9	58.2	
I've done it, but not in the past year	16.1	19.4	23.1	19.5	19.3	
Less than once a month	5.0	9.5	14.0	13.0	9.8	
About once a month	3.0	5.4	7.4	6.8	5.4	
2 or 3 times a month	1.5	5.0	4.2	3.9	3.6	
Once a week or more	2.9	4.7	3.1	5.0	3.8	
N of Valid	1065	1037	814	621	3537	
N of Miss	24	21	14	21	80	

Table 105: How many times have you done the following things? done crazy things even if they are a little dangerous.







Response	6	8	10	12	Total	
Never	57.9	36.4	30.9	31.7	40.7	
I've done it, but not in the past year	21.5	23.9	19.8	21.6	21.8	
Less than once a month	6.5	12.0	18.0	15.6	12.4	
About once a month	3.7	7.9	11.8	11.0	8.1	
2 or 3 times a month	3.4	8.3	9.5	9.8	7.4	
Once a week or more	7.0	11.5	10.1	10.3	9.6	
N of Valid	1059	1036	813	621	3529	
N of Miss	30	23	14	21	88	

Table 106: You're looking at CD's in a music store with a friend. You look up and see her slip a CD under her coat. She smiles and says 'Which one do you want? Go ahead, take it while nobody's around.' There is nobody in sight, no employees and no other customers. What would you do now?





Response	6	8	10	12	Total	
Ignore her	12.2	17.2	20.7	19.5	16.9	
Grab a CD and leave the store	2.3	5.3	7.5	7.5	5.3	
Tell her to put the CD back	62.2	44.7	36.0	37.6	46.7	
Act like it is a joke, and ask her to put the CD back	23.3	32.8	35.8	35.4	31.1	
N of Valid	1062	1038	808	625	3533	
N of Miss	21	14	15	16	66	

Table 107: You are visiting another part of town, and you don't know any of the people your age there. You are walking down the street, and some teenager you don't know is walking toward you. He is about your size, and as he is about to pass you, he deliberately bumps into you and you almost lose your balance. What would you say or do?





Response	6	8	10	12	Total	
Push the person back	14.2	18.2	14.1	13.4	15.2	
Say 'Excuse me' and keep on walking	53.2	42.5	49.0	53.6	49.2	
Say 'Watch where you are going' and keep on walking	27.0	28.6	23.9	22.2	25.9	
Swear at the person and walk away	5.6	10.8	12.9	10.8	9.7	
N of Valid	1063	1029	806	621	3519	
N of Miss	21	15	17	20	73	

Table 108: You are at a party at someone's house, and one of your friends offers you a drink containing alcohol. What would you say or do?

Response	6	8	10	12	Total	
Drink it	3.1	18.3	34.0	40.7	21.3	
Tell your friend, 'No thanks, I don't drink' and suggest that you and your friend go and do something else	47.9	36.6	28.7	25.2	36.2	
Just say, 'No thanks' and walk away	26.1	31.8	29.0	29.1	29.0	
Make up a good excuse, tell your friend you had something else to do, and leave	22.9	13.2	8.3	5.0	13.6	
N of Valid	1061	1043	808	622	3534	
N of Miss	19	14	19	18	70	

Table 109: It's 8:00 on a weeknight and you are about to go over to a friend's home when your mother asks you where you are going. You say 'Oh, just going to go hang out with some friends.' She says, 'No, you'll just get into trouble if you go out. Stay home tonight.' What would you do now?

Response	6	8	10	12	Total	
Leave the house anyway	3.1	7.0	7.7	9.4	6.4	
Explain what you are going to do with your friends, tell her when you will get home, and ask if you can go out	53.3	65.8	71.2	70.4	64.1	
Not say anything and start watching TV	39.7	19.8	12.2	12.1	22.7	
Get into an argument with her	3.9	7.3	8.9	8.1	6.8	
N of Valid	1061	1036	801	619	3517	
N of Miss	22	14	19	19	74	

Table 110: How often do you attend religious services or activities?

Response	6	8	10	12	Total	
Never	13.2	11.1	11.6	15.1	12.5	
Rarely	21.6	21.6	23.1	26.1	22.7	
1-2 Times a Month	12.2	14.5	12.6	16.5	13.7	
About Once a Week or More	53.0	52.8	52.7	42.3	51.0	
N of Valid	1062	1037	818	617	3534	
N of Miss	26	21	11	25	83	

Table 111: I do the opposite of what people tell me, just to get them mad.





Response	6	8	10	12	Total	
Very False	53.9	35.1	33.3	39.6	41.1	
Somewhat False	27.7	30.4	28.6	27.9	28.7	
Somewhat True	15.3	31.0	32.7	27.9	26.1	
Very True	3.0	3.5	5.4	4.5	4.0	
N of Valid	1064	1038	816	616	3534	
N of Miss	24	20	13	26	83	

Table 112: I like to see how much I can get away with.





Response	6	8	10	12	Total	
Very False	64.6	40.1	34.3	32.5	44.8	
Somewhat False	19.4	25.6	25.2	31.3	24.6	
Somewhat True	12.3	26.4	31.3	27.6	23.5	
Very True	3.8	7.9	9.2	8.6	7.1	
N of Valid	1064	1036	816	613	3529	
N of Miss	25	23	13	28	89	

Table 113: I ignore rules that get in my way.





Response	6	8	10	12	Total	
Very False	70.0	47.0	39.1	41.4	51.1	
Somewhat False	19.0	27.4	31.3	26.1	25.6	
Somewhat True	7.6	20.2	22.9	25.8	18.0	
Very True	3.4	5.3	6.7	6.7	5.3	
N of Valid	1056	1033	816	613	3518	
N of Miss	33	24	13	29	99	

Table 114: I think sometimes it's okay to cheat at school.


Response	6	8	10	12	Total	
NO!	73.5	39.0	24.7	22.2	43.3	
no	20.0	34.6	34.1	36.1	30.3	
yes	5.6	23.5	36.1	35.1	23.0	
YES!	0.9	3.0	5.0	6.7	3.5	
N of Valid	1076	1039	817	613	3545	
N of Miss	13	20	12	29	74	

Table 115: It is important to think before you act.


Response	6	8	10	12	Total	
NO!	1.6	1.4	1.3	1.6	1.5	
no	3.6	5.4	4.3	1.3	3.9	
yes	20.1	39.1	40.3	38.6	33.6	
YES!	74.6	54.0	54.0	58.5	61.0	
N of Valid	1072	1035	816	614	3537	
N of Miss	14	23	12	28	77	

Table 116: Sometimes I think that life is not worth it.


Response	6	8	10	12	Total	
NO!	62.1	47.7	46.1	49.0	51.9	
no	20.7	21.4	23.7	24.0	22.2	
yes	11.9	22.6	21.7	19.0	18.5	
YES!	5.3	8.3	8.5	8.0	7.4	
N of Valid	1053	1026	811	612	3502	
N of Miss	35	31	16	28	110	

Table 117: At times I think I am no good at all.


Response	6	8	10	12	Total	
NO!	37.7	33.5	28.4	32.7	33.5	
no	24.8	25.5	26.6	28.3	26.0	
yes	27.6	29.4	33.0	31.8	30.1	
YES!	9.9	11.7	11.9	7.2	10.4	
N of Valid	1061	1028	812	611	3512	
N of Miss	26	30	17	30	103	

Table 118: All in all, I am inclined to think that I am a failure.


Response	6	8	10	12	Total	
NO!	58.2	49.6	46.3	50.1	51.5	
no	23.5	29.0	31.6	33.7	28.8	
yes	12.9	15.3	16.9	10.8	14.2	
YES!	5.4	6.1	5.2	5.4	5.5	
N of Valid	1044	1016	810	609	3479	
N of Miss	41	42	19	33	135	

Table 119: In the past year, have you felt depressed or sad MOST days, even if you felt okay sometimes?


Response	6	8	10	12	Total	
NO!	32.7	32.0	28.5	29.3	31.0	
no	25.0	26.0	25.2	30.8	26.3	
yes	27.5	24.8	27.6	24.4	26.2	
YES!	14.8	17.3	18.7	15.5	16.5	
N of Valid	1063	1025	813	611	3512	
N of Miss	26	33	16	31	106	

Table 120: It is all right to beat up people if they start the fight.


Response	6	8	10	12	Total	
NO!	51.2	26.8	25.1	24.8	33.4	
no	18.6	22.2	21.3	21.5	20.8	
yes	15.7	26.8	26.6	26.4	23.3	
YES!	14.5	24.2	27.0	27.4	22.5	
N of Valid	1061	1022	812	610	3505	
N of Miss	26	36	16	31	109	

Table 121: I think it is okay to take something without asking if you can get away with it.


Response	6	8	10	12	Total	
NO!	81.7	61.1	54.9	55.6	64.9	
no	14.8	32.0	35.8	35.4	28.3	
yes	2.2	5.7	8.0	5.4	5.1	
YES!	1.3	1.2	1.2	3.6	1.7	
N of Valid	1059	1024	812	610	3505	
N of Miss	29	34	17	32	112	

Table 122: Sometimes we don't know what we will do as adults, but we may have an idea. Please answer how true these statements may be for you. WHEN I AM AN ADULT I WILL: smoke cigarettes.


Response	6	8	10	12	Total	
NO!	87.1	73.5	70.8	63.6	75.3	
no	10.1	19.5	18.8	18.8	16.4	
yes	2.1	5.2	6.6	11.8	5.7	
YES!	0.8	1.8	3.7	5.9	2.6	
N of Valid	1062	1018	813	612	3505	
N of Miss	26	39	15	29	109	

Table 123: Sometimes we don't know what we will do as adults, but we may have an idea. Please answer how true these statements may be for you. WHEN I AM AN ADULT I WILL: drink beer, wine, or liquor.


Response	6	8	10	12	Total	
NO!	70.0	40.6	29.7	25.9	44.4	
no	16.1	21.8	20.2	19.8	19.4	
yes	12.0	31.7	39.7	39.4	28.9	
YES!	1.9	5.9	10.4	14.9	7.3	
N of Valid	1059	1019	811	611	3500	
N of Miss	29	40	18	31	118	

Table 124: Sometimes we don't know what we will do as adults, but we may have an idea. Please answer how true these statements may be for you. WHEN I AM AN ADULT I WILL: smoke marijuana.


Response	6	8	10	12	Total	
NO!	94.3	78.8	69.2	68.4	79.5	
no	4.6	15.2	17.9	16.7	12.9	
yes	0.7	4.5	9.0	7.7	4.9	
YES!	0.4	1.5	3.9	7.2	2.7	
N of Valid	1060	1017	812	610	3499	
N of Miss	28	41	17	32	118	

Table 125: Sometimes we don't know what we will do as adults, but we may have an idea. Please answer how true these statements may be for you. WHEN I AM AN ADULT I WILL: use LSD, cocaine, amphetamines or another illegal drug.


Response	6	8	10	12	Total	
NO!	96.4	90.9	89.9	88.9	92.0	
no	3.4	8.8	9.0	7.7	7.0	
yes	0.0	0.3	1.0	1.5	0.6	
YES!	0.2	0.1	0.1	2.0	0.5	
N of Valid	1060	1017	810	611	3498	
N of Miss	28	41	19	31	119	

Table 126: How much do you think people risk harming themselves (physically or in other ways) if they: smoked one or more packs of cigarettes per day?

Response	6	8	10	12	Total	
No risk	11.2	7.2	4.8	3.5	7.2	
Slight risk	6.4	9.9	7.9	7.3	7.9	
Moderate risk	13.5	20.1	19.0	24.3	18.6	
Great risk	69.0	62.8	68.2	65.0	66.3	
N of Valid	1054	1012	809	605	3480	
N of Miss	35	46	20	36	137	

Table 127: How much do you think people risk harming themselves (physically or in other ways) if they: try marijuana once or twice?

Response	6	8	10	12	Total	
No risk	11.9	15.7	21.8	32.6	18.9	
Slight risk	16.6	22.5	27.7	28.5	23.0	
Moderate risk	23.4	26.5	21.1	17.9	22.8	
Great risk	48.1	35.3	29.4	21.0	35.3	
N of Valid	1046	1005	806	604	3461	
N of Miss	42	48	23	38	151	

Table 128: How much do you think people risk harming themselves (physically or in other ways) if they: smoke marijuana regularly?

Response	6	8	10	12	Total	
No risk	11.0	9.8	10.5	15.3	11.3	
Slight risk	3.2	7.3	14.1	18.6	9.6	
Moderate risk	8.5	13.3	15.1	20.9	13.6	
Great risk	77.4	69.5	60.2	45.3	65.5	
N of Valid	1040	998	799	603	3440	
N of Miss	49	59	29	38	175	

Table 129: How much do you think people risk harming themselves (physically or in other ways) if they: take one or two drinks of an alcoholic beverage (beer, wine, liquor) nearly every day?

Response	6	8	10	12	Total	
No risk	12.9	12.1	9.5	11.9	11.7	
Slight risk	17.2	25.2	23.8	24.8	22.4	
Moderate risk	24.6	31.0	32.0	33.1	29.7	
Great risk	45.3	31.7	34.7	30.2	36.2	
N of Valid	1047	1007	802	605	3461	
N of Miss	40	50	26	37	153	

Table 130: How much do you think people risk harming themselves (physically or in other ways) if they: have five or more drinks once or twice each weekend?

Response	6	8	10	12	Total	
No risk	11.9	9.8	7.3	8.4	9.6	
Slight risk	7.0	11.2	13.3	16.4	11.3	
Moderate risk	20.7	27.9	29.4	27.6	26.0	
Great risk	60.5	51.1	50.1	47.5	53.1	
N of Valid	1046	1010	807	604	3467	
N of Miss	43	49	22	38	152	

Table 131: Have you ever used smokeless tobacco (chew, snuff, plug, dipping tobacco, or chewing tobacco)?

Response	6	8	10	12	Total	
Never	95.8	88.3	83.7	72.8	86.8	
Once or Twice	3.4	7.0	9.2	10.4	7.0	
Once in a while but not regularly	0.3	3.3	2.5	6.6	2.8	
Regularly in the past	0.3	0.7	2.6	2.8	1.4	
Regularly now	0.3	0.7	2.1	7.3	2.0	
N of Valid	1060	1009	808	604	3481	
N of Miss	28	49	21	38	136	

Table 132: How often have you taken smokeless tobacco during the past 30 days?


Response	6	8	10	12	Total	
Not at all	99.2	95.9	93.2	85.3	94.4	
Once or twice	0.7	2.8	3.3	4.6	2.6	
Once or twice per week	0.0	0.5	1.4	1.7	0.7	
Three to five times per week	0.0	0.1	0.9	0.5	0.3	
About once a day	0.1	0.2	0.2	0.5	0.2	
More than once a day	0.0	0.5	1.0	7.5	1.7	
N of Valid	1059	1006	807	604	3476	
N of Miss	30	53	22	37	142	

Table 133: Have you ever smoked cigarettes?


Response	6	8	10	12	Total	
Never	92.7	78.0	65.9	53.5	75.4	
Once or Twice	6.2	12.5	15.4	14.0	11.5	
Once in a while but not regularly	0.2	4.6	9.7	14.1	6.1	
Regularly in the past	0.6	2.7	4.3	4.7	2.8	
Regularly now	0.3	2.2	4.7	13.8	4.2	
N of Valid	1058	1006	807	602	3473	
N of Miss	31	53	22	39	145	

Table 134: How frequently have you smoked cigarettes during the past 30 days?


Response	6	8	10	12	Total	
Not at all	99.0	93.3	86.8	72.8	90.0	
Less than one cigarette per day	0.8	3.5	7.3	10.8	4.8	
One to five cigarettes per day	0.1	2.6	3.7	8.5	3.1	
About one-half pack per day	0.0	0.5	1.5	4.8	1.3	
About one pack per day	0.0	0.1	0.4	2.2	0.5	
About one and one-half packs per day	0.0	0.0	0.0	0.7	0.1	
Two packs or more per day	0.2	0.0	0.2	0.3	0.2	
N of Valid	1063	1007	805	602	3477	
N of Miss	26	52	24	40	142	

Table 135: Which statement best describes rules about smoking inside your home?






Response	6	8	10	12	Total	
Smoking is not allowed anywhere inside your home	70.2	67.3	68.9	72.3	69.4	
Smoking is allowed in some places and at some times	8.7	7.5	5.7	7.8	7.5	
Smoking is allowed anywhere inside the home	2.7	4.8	5.2	5.2	4.3	
There are no rules about smoking inside the home	4.7	6.8	10.2	9.8	7.5	
I don't know	13.9	13.7	10.0	4.8	11.4	
N of Valid	1052	1002	806	600	3460	
N of Miss	36	57	23	42	158	

Table 136: Which statement best describes rules about smoking in your family cars?







Response	6	8	10	12	Total	
Smoking is never allowed in any car	65.2	59.6	58.9	55.2	60.4	
Smoking is allowed sometimes or in some cars	12.2	12.9	12.7	17.0	13.3	
Smoking is allowed in any car anytime	2.8	5.7	6.2	7.5	5.2	
There are no rules about smoking in the car	6.1	8.9	9.8	12.0	8.8	
We do not have a family car	1.5	0.9	1.4	2.5	1.5	
I don't know	12.3	12.1	11.0	5.8	10.8	
N of Valid	1053	1002	803	601	3459	
N of Miss	35	57	25	41	158	

Table 137: During this school year, were you taught in any of your classes about the dangers of tobacco use?

Response	6	8	10	12	Total	
Strongly agree	54.0	28.2	21.1	13.6	31.9	
Agree	22.2	34.6	30.2	31.1	29.2	
Disagree	5.6	10.8	18.9	15.3	11.9	
Strongly disagree	6.1	9.5	14.8	22.6	12.0	
I don't know	12.1	16.8	15.0	17.5	15.1	
N of Valid	1035	974	785	589	3383	
N of Miss	53	84	43	53	233	

Table 138: During the past 12 months, have you participated in any community activities to discourage people your age from using cigarettes, chewing tobacco, snuff, dip or cigars?

Response	6	8	10	12	Total	
Strongly agree	29.2	18.9	20.7	14.1	21.6	
Agree	17.9	20.1	20.4	17.5	19.1	
Disagree	13.8	22.0	20.7	20.7	19.0	
Strongly disagree	15.7	17.6	23.1	34.0	21.1	
I don't know	23.3	21.4	15.2	13.6	19.2	
N of Valid	1026	978	789	588	3381	
N of Miss	63	80	39	54	236	

Table 139: On how many occasions have you had alcoholic beverages (beer, wine or hard liquor) to drink in your lifetime - more than just a few sips?

Response	6	8	10	12	Total	
0	88.4	69.6	47.5	35.9	64.4	
1-2	8.1	16.4	16.3	14.4	13.5	
3-5	2.0	6.7	11.9	8.9	6.8	
6-9	0.9	2.2	7.0	6.8	3.7	
10-19	0.3	2.4	9.0	9.1	4.4	
20-39	0.0	1.3	3.6	7.6	2.5	
40+	0.4	1.4	4.5	17.2	4.6	
N of Valid	1066	1001	796	604	3467	
N of Miss	21	56	32	36	145	

Table 140: On how many occasions have you had beer, wine or hard liquor to drink during the past 30 days?


Response	6	8	10	12	Total	
0	98.2	90.1	78.0	62.7	85.0	
1-2	1.1	6.9	12.5	15.4	7.9	
3-5	0.4	1.7	4.4	9.1	3.2	
6-9	0.0	0.6	3.3	6.8	2.1	
10-19	0.2	0.3	1.3	3.3	1.0	
20-39	0.0	0.2	0.4	0.8	0.3	
40+	0.1	0.2	0.3	1.8	0.5	
N of Valid	1061	1004	795	603	3463	
N of Miss	27	55	33	39	154	

Table 141: On how many occasions have you used marijuana (grass, pot) or hashish (hash, hash oil) in your lifetime?


Response	6	8	10	12	Total	
0	98.8	91.5	78.9	65.9	86.4	
1-2	0.7	3.3	6.2	6.1	3.6	
3-5	0.2	1.1	4.2	4.5	2.1	
6-9	0.2	1.2	2.4	3.7	1.6	
10-19	0.1	1.2	2.5	4.7	1.8	
20-39	0.1	0.3	1.5	3.3	1.0	
40+	0.0	1.4	4.3	11.8	3.4	
N of Valid	1062	1001	793	602	3458	
N of Miss	26	58	35	39	158	

Table 142: On how many occasions have you used marijuana (grass, pot) or hashish (hash, hash oil) during the past 30 days?


Response	6	8	10	12	Total	
0	99.6	96.4	90.6	83.2	93.8	
1-2	0.2	1.2	3.8	5.2	2.2	
3-5	0.1	1.1	2.0	2.5	1.2	
6-9	0.0	0.5	0.9	1.7	0.6	
10-19	0.0	0.4	1.5	2.5	0.9	
20-39	0.1	0.2	0.8	1.8	0.6	
40+	0.0	0.2	0.5	3.2	0.7	
N of Valid	1064	1001	794	601	3460	
N of Miss	25	58	35	41	159	

Table 143: On how many occasions have you used LSD or other psychedelics in your lifetime?


Response	6	8	10	12	Total	
0	99.9	99.8	98.5	94.9	98.7	
1-2	0.1	0.2	0.6	2.3	0.6	
3-5	0.0	0.0	0.6	1.0	0.3	
6-9	0.0	0.0	0.3	1.2	0.3	
10-19	0.0	0.0	0.0	0.3	0.1	
20-39	0.0	0.0	0.0	0.0	0.0	
40+	0.0	0.0	0.0	0.3	0.1	
N of Valid	1064	1002	793	604	3463	
N of Miss	25	57	36	38	156	

Table 144: On how many occasions have you used LSD or other psychedelics during the past 30 days?


Response	6	8	10	12	Total	
0	100.0	99.9	99.5	98.0	99.5	
1-2	0.0	0.1	0.5	1.0	0.3	
3-5	0.0	0.0	0.0	0.5	0.1	
6-9	0.0	0.0	0.0	0.2	0.0	
10-19	0.0	0.0	0.0	0.2	0.0	
20-39	0.0	0.0	0.0	0.0	0.0	
40+	0.0	0.0	0.0	0.2	0.0	
N of Valid	1060	1002	793	604	3459	
N of Miss	28	57	36	38	159	

Table 145: On how many occasions have you used cocaine or crack in your lifetime?


Response	6	8	10	12	Total	
0	99.8	99.6	98.7	96.2	98.9	
1-2	0.2	0.3	0.8	2.5	0.8	
3-5	0.0	0.0	0.4	0.5	0.2	
6-9	0.0	0.1	0.0	0.0	0.0	
10-19	0.0	0.0	0.0	0.3	0.1	
20-39	0.0	0.0	0.0	0.0	0.0	
40+	0.0	0.0	0.1	0.5	0.1	
N of Valid	1063	1002	794	602	3461	
N of Miss	26	57	35	39	157	

Table 146: On how many occasions have you used cocaine or crack during the past 30 days?


Response	6	8	10	12	Total	
0	99.9	99.9	99.7	99.3	99.8	
1-2	0.0	0.1	0.1	0.2	0.1	
3-5	0.0	0.0	0.1	0.2	0.1	
6-9	0.0	0.0	0.0	0.0	0.0	
10-19	0.1	0.0	0.0	0.2	0.1	
20-39	0.0	0.0	0.0	0.2	0.0	
40+	0.0	0.0	0.0	0.0	0.0	
N of Valid	1058	999	793	601	3451	
N of Miss	30	60	36	41	167	

Table 147: On how many occasions have you sniffed glue, breathed the contents of an aerosol spray can, or inhaled other gases or sprays, in order to get high in your lifetime?


Response	6	8	10	12	Total	
0	95.0	90.1	85.7	87.4	90.1	
1-2	3.1	6.7	8.0	5.8	5.7	
3-5	0.7	1.3	2.8	2.3	1.6	
6-9	0.5	0.5	1.6	1.5	0.9	
10-19	0.2	0.3	0.9	1.2	0.5	
20-39	0.2	0.4	0.3	1.0	0.4	
40+	0.4	0.7	0.8	0.8	0.6	
N of Valid	1061	1000	792	603	3456	
N of Miss	28	59	37	39	163	

Table 148: On how many occasions have you sniffed glue, breathed the contents of an aerosol spray can, or inhaled other gases or sprays, in order to get high during the past 30 days?








Response	6	8	10	12	Total	
0	97.7	97.6	96.5	97.3	97.3	
1-2	1.8	1.6	2.4	1.5	1.8	
3-5	0.3	0.1	0.4	0.8	0.3	
6-9	0.0	0.2	0.3	0.2	0.1	
10-19	0.2	0.2	0.1	0.0	0.1	
20-39	0.0	0.0	0.3	0.0	0.1	
40+	0.0	0.3	0.1	0.2	0.1	
N of Valid	1060	1001	792	603	3456	
N of Miss	29	58	37	39	163	

Table 149: On how many occasions have you used phenoxydine (pox, px, breeze) in your lifetime?


Response	6	8	10	12	Total	
0	100.0	100.0	100.0	100.0	100.0	
1-2	0.0	0.0	0.0	0.0	0.0	
3-5	0.0	0.0	0.0	0.0	0.0	
6-9	0.0	0.0	0.0	0.0	0.0	
10-19	0.0	0.0	0.0	0.0	0.0	
20-39	0.0	0.0	0.0	0.0	0.0	
40+	0.0	0.0	0.0	0.0	0.0	
N of Valid	1054	999	788	603	3444	
N of Miss	35	60	41	39	175	

Table 150: On how many occasions have you used phenoxydine (pox, px, breeze) during the past 30 days?


Response	6	8	10	12	Total	
0	100.0	100.0	100.0	100.0	100.0	
1-2	0.0	0.0	0.0	0.0	0.0	
3-5	0.0	0.0	0.0	0.0	0.0	
6-9	0.0	0.0	0.0	0.0	0.0	
10-19	0.0	0.0	0.0	0.0	0.0	
20-39	0.0	0.0	0.0	0.0	0.0	
40+	0.0	0.0	0.0	0.0	0.0	
N of Valid	1052	997	789	603	3441	
N of Miss	37	62	40	39	178	

Table 151: On how many occasions have you used sedatives (tranquilizers, such as Valium or Xanax, barbiturates, or sleeping pills) without a doctor telling you to take them, in your lifetime?








Response	6	8	10	12	Total	
0	97.0	90.6	84.7	81.1	89.5	
1-2	2.3	5.0	6.1	5.0	4.4	
3-5	0.4	2.6	2.9	4.6	2.4	
6-9	0.0	0.8	1.1	2.2	0.9	
10-19	0.2	0.3	2.3	1.3	0.9	
20-39	0.1	0.5	1.0	1.7	0.7	
40+	0.1	0.2	1.8	4.1	1.2	
N of Valid	1055	998	786	604	3443	
N of Miss	34	61	42	38	175	

Table 152: On how many occasions have you used sedatives (tranquilizers, such as Valium or Xanax, barbiturates, or sleeping pills) without a doctor telling you to take them, during the past 30 days?


Response	6	8	10	12	Total	
0	99.0	95.9	93.3	91.9	95.5	
1-2	0.7	2.8	3.6	3.5	2.4	
3-5	0.2	0.9	1.4	1.3	0.9	
6-9	0.2	0.2	0.8	1.7	0.6	
10-19	0.0	0.1	0.6	0.8	0.3	
20-39	0.0	0.1	0.4	0.3	0.2	
40+	0.0	0.0	0.0	0.5	0.1	
N of Valid	1054	998	786	605	3443	
N of Miss	35	61	43	37	176	

Table 153: On how many occasions have you used methamphetamines (meth, speed, crank, crystal meth) in your lifetime?


Response	6	8	10	12	Total	
0	99.7	99.8	99.1	98.5	99.4	
1-2	0.2	0.2	0.8	0.5	0.4	
3-5	0.0	0.0	0.0	0.2	0.0	
6-9	0.1	0.0	0.0	0.3	0.1	
10-19	0.0	0.0	0.0	0.2	0.0	
20-39	0.0	0.0	0.0	0.0	0.0	
40+	0.0	0.0	0.1	0.3	0.1	
N of Valid	1055	996	787	603	3441	
N of Miss	34	63	42	39	178	

Table 154: On how many occasions have you used methamphetamines (meth, speed, crank, crystal meth) in the past 30 days?



Response	6	8	10	12	Total	
0	99.9	100.0	99.9	99.8	99.9	
1-2	0.1	0.0	0.1	0.0	0.1	
3-5	0.0	0.0	0.0	0.0	0.0	
6-9	0.0	0.0	0.0	0.2	0.0	
10-19	0.0	0.0	0.0	0.0	0.0	
20-39	0.0	0.0	0.0	0.0	0.0	
40+	0.0	0.0	0.0	0.0	0.0	
N of Valid	1055	996	786	603	3440	
N of Miss	34	63	43	39	179	

Table 155: On how many occasions have you used stimulants, other than Methamphetamines (such as amphetamines, Ritalin or Dexedrine) without a doctor telling you to take them, in your lifetime?








Response	6	8	10	12	Total	
0	99.7	98.9	95.9	93.4	97.5	
1-2	0.2	0.6	2.3	2.5	1.2	
3-5	0.1	0.1	0.5	1.2	0.4	
6-9	0.0	0.1	0.6	0.8	0.3	
10-19	0.0	0.2	0.3	0.3	0.2	
20-39	0.0	0.0	0.1	1.2	0.2	
40+	0.0	0.1	0.3	0.7	0.2	
N of Valid	1049	997	786	603	3435	
N of Miss	40	62	43	39	184	

Table 156: On how many occasions have you used stimulants, other than Methamphetamines (such as amphetamines, Ritalin or Dexedrine) without a doctor telling you to take them, during the past 30 days?







Response	6	8	10	12	Total	
0	99.8	99.5	99.0	97.0	99.0	
1-2	0.1	0.4	0.6	1.8	0.6	
3-5	0.0	0.0	0.3	0.5	0.1	
6-9	0.0	0.0	0.0	0.3	0.1	
10-19	0.1	0.1	0.0	0.2	0.1	
20-39	0.0	0.0	0.0	0.0	0.0	
40+	0.0	0.0	0.1	0.2	0.1	
N of Valid	1048	992	786	604	3430	
N of Miss	41	67	43	38	189	

Table 157: On how many occasions have you used heroin or other opiates in your lifetime?





Response	6	8	10	12	Total	
0	99.8	99.6	99.7	98.3	99.5	
1-2	0.1	0.3	0.0	0.7	0.2	
3-5	0.1	0.0	0.0	0.2	0.1	
6-9	0.0	0.1	0.0	0.0	0.0	
10-19	0.0	0.0	0.0	0.0	0.0	
20-39	0.0	0.0	0.0	0.0	0.0	
40+	0.0	0.0	0.3	0.8	0.2	
N of Valid	1050	996	783	602	3431	
N of Miss	39	63	46	40	188	

Table 158: On how many occasions have you used heroin or other opiates during the past 30 days?


Response	6	8	10	12	Total	
0	99.9	99.9	99.9	99.0	99.7	
1-2	0.1	0.1	0.0	0.3	0.1	
3-5	0.0	0.0	0.0	0.3	0.1	
6-9	0.0	0.0	0.1	0.0	0.0	
10-19	0.0	0.0	0.0	0.0	0.0	
20-39	0.0	0.0	0.0	0.2	0.0	
40+	0.0	0.0	0.0	0.2	0.0	
N of Valid	1051	995	784	602	3432	
N of Miss	38	64	45	40	187	

Table 159: On how many occasions have you used MDMA ('X', 'E', or ecstasy) in your lifetime?


Response	6	8	10	12	Total	
0	99.9	99.5	97.6	96.3	98.6	
1-2	0.1	0.3	1.5	1.7	0.8	
3-5	0.0	0.1	0.4	0.5	0.2	
6-9	0.0	0.1	0.3	0.3	0.1	
10-19	0.0	0.0	0.1	0.7	0.1	
20-39	0.0	0.0	0.0	0.0	0.0	
40+	0.0	0.0	0.1	0.5	0.1	
N of Valid	1047	993	783	601	3424	
N of Miss	42	66	46	41	195	

Table 160: On how many occasions have you used MDMA ('X', 'E', or ecstasy) during the past 30 days?


Response	6	8	10	12	Total	
0	99.9	100.0	99.4	99.2	99.7	
1-2	0.1	0.0	0.5	0.2	0.2	
3-5	0.0	0.0	0.1	0.3	0.1	
6-9	0.0	0.0	0.0	0.3	0.1	
10-19	0.0	0.0	0.0	0.0	0.0	
20-39	0.0	0.0	0.0	0.0	0.0	
40+	0.0	0.0	0.0	0.0	0.0	
N of Valid	1043	992	779	599	3413	
N of Miss	46	67	50	43	206	

Table 161: On how many occasions have you taken prescription drugs (such as Valium, Xanax, Ritalin, Adderall, OxyContin, Darvocet, or sleeping pills) on your own-that is, without a doctor telling you to take them in your lifetime?








Response	6	8	10	12	Total	
0	97.8	92.2	82.7	77.6	89.2	
1-2	1.1	3.9	7.8	6.0	4.3	
3-5	0.2	1.4	3.7	5.5	2.3	
6-9	0.2	0.8	1.7	2.0	1.0	
10-19	0.4	0.8	1.4	2.7	1.1	
20-39	0.0	0.2	1.0	1.3	0.5	
40+	0.3	0.7	1.7	5.0	1.5	
N of Valid	1059	995	781	602	3437	
N of Miss	30	64	48	40	182	

Table 162: On how many occasions have you taken prescription drugs (such as Valium, Xanax, Ritalin, Adderall, OxyContin, Darvocet, or sleeping pills) on your own-that is, without a doctor telling you to take them during the past 30 days?








Response	6	8	10	12	Total	
0	99.0	96.7	92.3	91.9	95.5	
1-2	0.6	1.9	4.8	3.8	2.5	
3-5	0.1	0.7	1.2	1.0	0.7	
6-9	0.2	0.2	0.6	1.7	0.6	
10-19	0.1	0.3	0.8	1.2	0.5	
20-39	0.0	0.2	0.3	0.2	0.1	
40+	0.1	0.0	0.1	0.3	0.1	
N of Valid	1052	991	778	603	3424	
N of Miss	37	67	51	39	194	

Table 163: On how many occasions have you taken non-prescription medicines such as diet pills (for example, Dietac, Dexatrim or Prolamine), stay-awake pills (for example No-Doz, Vivarin, or Wake), or cough or cold medicines (robos, DXM, etc.) to get high in your lifetime?








Response	6	8	10	12	Total	
0	97.5	96.4	91.4	89.2	94.3	
1-2	1.2	1.5	3.5	4.0	2.3	
3-5	0.6	0.9	1.7	2.2	1.2	
6-9	0.4	0.5	1.4	1.3	0.8	
10-19	0.0	0.3	0.6	1.5	0.5	
20-39	0.3	0.1	0.4	0.2	0.2	
40+	0.0	0.3	1.0	1.7	0.6	
N of Valid	1054	996	781	601	3432	
N of Miss	34	63	48	41	186	

Table 164: On how many occasions have you taken non-prescription medicines such as diet pills (for example, Dietac, Dexatrim or Prolamine), stay-awake pills (for example No-Doz, Vivarin, or Wake), or cough or cold medicines (robos, DXM, etc.) to get high during the past 30 days?






Response	6	8	10	12	Total	
0	99.1	99.1	96.0	96.5	97.9	
1-2	0.5	0.5	2.3	2.0	1.2	
3-5	0.3	0.2	0.4	0.7	0.3	
6-9	0.2	0.1	0.9	0.2	0.3	
10-19	0.0	0.1	0.4	0.3	0.2	
20-39	0.0	0.0	0.0	0.2	0.0	
40+	0.0	0.0	0.0	0.2	0.0	
N of Valid	1056	995	783	602	3436	
N of Miss	33	64	46	40	183	

Table 165: On how many occasions have you been drunk or very high from drinking alcoholic beverages during the past 30 days?


Response	6	8	10	12	Total	
0	99.4	95.9	86.0	74.3	91.0	
1-2	0.5	3.1	8.2	9.8	4.6	
3-5	0.0	0.5	2.4	6.8	1.9	
6-9	0.0	0.1	1.5	3.8	1.1	
10-19	0.0	0.1	1.0	2.3	0.7	
20-39	0.0	0.0	0.5	0.5	0.2	
40+	0.1	0.2	0.3	2.3	0.6	
N of Valid	1057	987	778	599	3421	
N of Miss	32	71	48	43	194	

Table 166: On how many occasions have you drunk flavored alcoholic beverages, sometimes called 'alcopops' (like Mike's Hard Lemonade, Smirnoff Ice, Bacardi Breezers, etc.) in your lifetime?


Response	6	8	10	12	Total	
0	94.2	79.2	58.9	49.0	73.9	
1-2	4.2	11.2	13.9	12.2	9.8	
3-5	0.9	5.0	11.2	10.7	6.1	
6-9	0.6	1.8	6.4	8.2	3.6	
10-19	0.0	1.2	4.9	7.2	2.7	
20-39	0.0	0.8	2.2	4.8	1.6	
40+	0.2	0.8	2.6	8.0	2.3	
N of Valid	1057	994	779	600	3430	
N of Miss	32	62	49	40	183	

Table 167: On how many occasions have you drunk flavored alcoholic beverages, sometimes called 'alcopops' (like Mike's Hard Lemonade, Smirnoff Ice, Bacardi Breezers, etc.) during the past 30 days?


Response	6	8	10	12	Total	
0	98.8	93.4	84.2	76.9	90.1	
1-2	0.9	4.6	9.9	13.1	6.2	
3-5	0.1	1.4	2.6	5.5	2.0	
6-9	0.1	0.3	1.5	2.3	0.9	
10-19	0.0	0.2	1.4	0.7	0.5	
20-39	0.0	0.1	0.3	0.2	0.1	
40+	0.1	0.0	0.1	1.3	0.3	
N of Valid	1059	996	784	601	3440	
N of Miss	30	62	45	40	177	

Table 168: Think back over the last two weeks. How many times have you had five or more alcoholic drinks in a row?


Response	6	8	10	12	Total	
None	98.6	94.5	87.5	74.8	90.7	
Once	0.9	3.2	3.8	7.2	3.3	
Twice	0.4	1.2	3.2	7.0	2.4	
3-5 times	0.0	0.6	3.1	7.3	2.2	
6-9 times	0.0	0.5	1.6	1.7	0.8	
10 or more times	0.2	0.0	0.8	2.0	0.6	
N of Valid	1053	976	771	599	3399	
N of Miss	36	83	57	43	219	

Table 169: During the past 30 days, how many times did you ride in a car or other vehicle driven by someone who had been drinking alcohol?


Response	6	8	10	12	Total	
0 times	88.1	86.7	82.8	80.4	85.1	
1 time	6.6	6.3	8.5	7.7	7.1	
2 or 3 times	2.8	4.8	5.6	7.4	4.8	
4 or 5 times	0.7	0.9	1.4	2.7	1.3	
6 or more times	1.8	1.2	1.7	1.8	1.6	
N of Valid	1041	973	767	598	3379	
N of Miss	48	86	62	44	240	

Table 170: During the past 30 days, how many times did you drive a car or other vehicle when you had been drinking alcohol?







Response	6	8	10	12	Total	
I did not drive a car in the past 30 days	47.3	52.7	32.8	15.1	39.7	
0 times	51.4	45.9	63.6	73.3	56.6	
1 time	0.7	0.5	1.6	6.2	1.9	
2 or 3 times	0.3	0.5	1.1	3.0	1.0	
4 or 5 times	0.0	0.1	0.7	1.3	0.4	
6 or more times	0.3	0.2	0.3	1.0	0.4	
N of Valid	1001	943	752	595	3291	
N of Miss	48	86	62	45	241	

Table 171: If you drank alcohol (not just a sip or taste) in the past year, how did you usually get it?













Response	6	8	10	12	Total	
I did not drink alcohol in the past year	92.5	79.9	59.5	46.3	73.2	
I bought it myself with a fake ID	0.3	0.3	0.1	0.2	0.2	
I bought it myself without a fake ID	0.0	0.2	0.3	1.4	0.4	
I got it from someone I know age 21 or older	0.9	3.8	9.9	27.0	8.4	
I got it from someone I know under age 21	0.3	2.1	6.3	7.7	3.5	
I got it from my brother or sister	0.2	0.8	2.6	1.9	1.2	
I got it from home with my parents' permission	1.4	3.9	4.6	3.4	3.2	
I got it from home without my parents' permission	0.6	2.4	5.7	1.0	2.3	
I got it from another relative	0.7	2.4	2.9	2.9	2.1	
A stranger bought it for me	0.1	0.2	1.0	1.5	0.6	
I took it from a store or shop	0.0	0.1	0.0	0.3	0.1	
Other	3.1	3.9	7.2	6.3	4.8	
N of Valid	1016	953	735	585	3289	
N of Miss	70	98	71	48	287	

Table 172: If you drank alcohol (not just a sip or taste) in the past year, where did you usually drink it?











Response	6	8	10	12	Total	
I did not drink alcohol in the past year	94.6	80.7	60.5	46.3	74.4	
at my home	2.5	7.4	12.5	7.6	7.0	
at someone else's home	1.7	8.3	20.4	37.9	14.2	
at an open area like a park, beach, field, back road, woods, or a street corner	0.3	1.6	4.0	3.8	2.1	
at a sporting event or concert	0.2	0.0	0.7	0.7	0.3	
at a restaurant, bar, or a nightclub	0.3	0.0	0.6	0.2	0.2	
at an empty building or a construction site	0.4	0.5	0.0	0.2	0.3	
at a hotel/motel	0.0	0.5	0.4	1.2	0.5	
in a car	0.1	0.5	0.6	1.7	0.6	
at school	0.0	0.4	0.4	0.5	0.3	
N of Valid	1011	944	722	581	3258	
N of Miss	74	105	78	50	307	

Table 173: During the last month, about how many marijuana cigarettes, or the equivalent, did you smoke a day, on the average?








Response	6	8	10	12	Total	
None	99.1	94.3	88.1	80.7	92.0	
Less than 1 a day	0.4	2.2	3.9	8.2	3.1	
1 a day	0.2	1.0	3.0	2.7	1.5	
2-3 a day	0.2	1.0	3.5	3.9	1.8	
4-6 a day	0.0	0.7	0.5	1.0	0.5	
7-10 a day	0.0	0.5	0.4	1.5	0.5	
11 or more a day	0.1	0.2	0.5	2.0	0.6	
N of Valid	1040	967	762	595	3364	
N of Miss	49	91	67	47	254	

Table 174: How wrong would most adults (over 21) in your neighborhood think it is for kids your age: to use marijuana?

Response	6	8	10	12	Total	
Very wrong	93.4	81.2	70.2	63.9	79.4	
Wrong	3.8	12.0	17.1	19.9	12.0	
A little bit wrong	1.5	4.7	7.8	11.1	5.6	
Not wrong at all	1.3	2.1	4.9	5.1	3.0	
N of Valid	1033	955	748	592	3328	
N of Miss	55	102	80	50	287	

Table 175: How wrong would most adults (over 21) in your neighborhood think it is for kids your age: to drink alcohol?

Response	6	8	10	12	Total	
Very wrong	82.8	67.2	54.9	42.2	64.8	
Wrong	11.2	18.5	22.8	24.8	18.3	
A little bit wrong	3.4	9.3	16.5	22.4	11.4	
Not wrong at all	2.6	5.0	5.9	10.5	5.4	
N of Valid	1032	958	747	588	3325	
N of Miss	56	101	81	52	290	

Table 176: How wrong would most adults (over 21) in your neighborhood think it is for kids your age: to smoke cigarettes?

Response	6	8	10	12	Total	
Very wrong	82.5	67.2	57.6	42.0	65.3	
Wrong	10.9	18.1	22.2	19.8	17.1	
A little bit wrong	3.9	9.5	12.6	24.1	11.0	
Not wrong at all	2.7	5.2	7.6	14.1	6.6	
N of Valid	1028	956	748	590	3322	
N of Miss	61	103	80	52	296	

Table 177: How much do each of the following statements describe your neighborhood? crime and/or drug selling


Response	6	8	10	12	Total	
NO!	82.2	70.9	65.3	62.1	71.6	
no	10.3	17.1	18.8	22.1	16.3	
yes	4.3	9.0	11.2	11.4	8.5	
YES!	3.2	2.9	4.7	4.4	3.7	
N of Valid	1023	952	749	589	3313	
N of Miss	66	106	80	53	305	

Table 178: How much do each of the following statements describe your neighborhood? fights


Response	6	8	10	12	Total	
NO!	67.8	60.3	62.2	61.9	63.4	
no	15.4	20.7	20.6	25.1	19.8	
yes	11.8	14.1	12.2	9.7	12.2	
YES!	5.0	5.0	5.0	3.2	4.7	
N of Valid	1020	949	747	586	3302	
N of Miss	67	109	81	56	313	

Table 179: How much do each of the following statements describe your neighborhood? lots of empty or abandoned buildings


Response	6	8	10	12	Total	
NO!	78.7	70.9	71.0	68.5	72.9	
no	15.0	22.0	20.9	23.6	19.9	
yes	5.0	5.7	5.8	5.3	5.4	
YES!	1.3	1.5	2.3	2.6	1.8	
N of Valid	1025	952	746	588	3311	
N of Miss	64	107	82	54	307	

Table 180: How much do each of the following statements describe your neighborhood? lots of graffiti

Response	6	8	10	12	Total	
NO!	84.2	75.6	76.9	75.2	78.5	
no	11.2	19.9	19.0	21.1	17.2	
yes	2.8	2.7	2.1	2.0	2.5	
YES!	1.8	1.8	1.9	1.7	1.8	
N of Valid	1009	950	746	588	3293	
N of Miss	78	109	82	54	323	

Table 181: If I had to move, I would miss the neighborhood I now live in.

Response	6	8	10	12	Total	
NO!	14.2	14.7	16.1	11.0	14.2	
no	10.9	18.5	18.8	22.1	16.8	
yes	23.6	34.3	32.5	36.3	30.9	
YES!	51.3	32.6	32.5	30.7	38.1	
N of Valid	1029	948	744	584	3305	
N of Miss	60	110	84	58	312	

Table 182: My neighbors notice when I am doing a good job and let me know about it.

Response	6	8	10	12	Total	
NO!	32.4	36.7	40.2	37.2	36.3	
no	30.2	37.3	37.8	41.3	35.9	
yes	21.9	17.5	14.7	15.1	17.8	
YES!	15.5	8.5	7.3	6.3	10.0	
N of Valid	1022	942	741	583	3288	
N of Miss	65	116	88	59	328	

Table 183: I like my neighborhood.

Response	6	8	10	12	Total	
NO!	10.5	11.6	11.6	8.8	10.8	
no	6.8	10.9	14.9	15.0	11.3	
yes	30.9	42.4	40.9	48.8	39.7	
YES!	51.8	35.0	32.6	27.4	38.3	
N of Valid	1018	945	743	580	3286	
N of Miss	69	112	85	62	328	

Table 184: There are lots of adults in my neighborhood I could talk to about something important.

Response	6	8	10	12	Total	
NO!	21.6	24.4	31.4	29.9	26.1	
no	23.1	31.9	31.1	34.5	29.5	
yes	26.1	26.7	24.5	23.3	25.4	
YES!	29.2	17.1	13.1	12.3	19.1	
N of Valid	1017	944	743	576	3280	
N of Miss	69	113	86	65	333	

Table 185: I'd like to get out of my neighborhood.

Response	6	8	10	12	Total	
NO!	55.3	37.3	35.3	31.2	41.4	
no	26.6	35.0	36.4	39.5	33.5	
yes	8.1	17.1	15.4	21.1	14.6	
YES!	10.0	10.6	12.9	8.1	10.5	
N of Valid	1018	942	742	577	3279	
N of Miss	69	114	87	64	334	

Table 186: There are people in my neighborhood who are proud of me when I do something well.

Response	6	8	10	12	Total	
NO!	21.1	25.3	28.0	25.4	24.6	
no	19.8	33.3	31.4	33.1	28.6	
yes	33.1	27.6	30.4	31.0	30.5	
YES!	26.0	13.8	10.3	10.5	16.2	
N of Valid	1019	935	740	574	3268	
N of Miss	68	123	89	67	347	

Table 187: There are people in my neighborhood who encourage me to do my best.

Response	6	8	10	12	Total	
NO!	20.6	22.4	28.6	27.3	24.1	
no	17.1	29.0	27.7	31.3	25.4	
yes	32.3	31.7	30.9	30.3	31.5	
YES!	30.0	16.9	12.8	11.1	19.0	
N of Valid	1018	937	741	575	3271	
N of Miss	71	121	88	67	347	

Table 188: I feel safe in my neighborhood.

Response	6	8	10	12	Total	
NO!	9.4	9.7	6.4	5.6	8.1	
no	8.2	9.8	12.3	9.2	9.8	
yes	31.8	43.7	44.3	46.9	40.7	
YES!	50.6	36.8	37.0	38.4	41.4	
N of Valid	1013	939	738	576	3266	
N of Miss	73	118	88	65	344	

Table 189: Which of the following activities for people your age are available in your community? sports teams?



Response	6	8	10	12	Total	
No	15.2	12.4	13.5	11.8	13.4	
Yes	84.8	87.6	86.5	88.2	86.6	
N of Valid	1021	939	735	578	3273	
N of Miss	66	118	94	64	342	

Table 190: Which of the following activities for people your age are available in your community? scouting?



Response	6	8	10	12	Total	
No	36.1	43.7	38.9	39.7	39.5	
Yes	63.9	56.3	61.1	60.3	60.5	
N of Valid	995	918	725	575	3213	
N of Miss	94	139	104	67	404	

Table 191: Which of the following activities for people your age are available in your community? boys and girls clubs?



Response	6	8	10	12	Total	
No	41.3	40.2	41.9	35.8	40.1	
Yes	58.7	59.8	58.1	64.2	59.9	
N of Valid	989	920	718	575	3202	
N of Miss	100	139	111	67	417	

Table 192: Which of the following activities for people your age are available in your community? 4-H clubs?



Response	6	8	10	12	Total	
No	64.8	61.3	56.6	43.9	58.0	
Yes	35.2	38.8	43.4	56.1	42.0	
N of Valid	929	880	707	572	3088	
N of Miss	160	179	121	70	530	

Table 193: Which of the following activities for people your age are available in your community? service clubs?



Response	6	8	10	12	Total	
No	53.2	45.7	40.1	31.6	44.1	
Yes	46.8	54.3	59.9	68.4	55.9	
N of Valid	953	900	714	569	3136	
N of Miss	136	159	114	73	482	

Table 194: If a kid smoked marijuana in your neighborhood would he or she be caught by the police?





Response	6	8	10	12	Total	
NO!	9.3	11.5	15.6	20.2	13.3	
no	14.0	32.6	42.1	45.9	31.2	
yes	28.6	30.6	25.8	23.1	27.6	
YES!	48.1	25.3	16.6	10.8	27.9	
N of Valid	1017	924	730	575	3246	
N of Miss	70	133	98	67	368	

Table 195: If a kid drank some beer, wine or hard liquor (for example, vodka, whiskey, or gin) in your neighborhood would he or she be caught by the police?





Response	6	8	10	12	Total	
NO!	10.9	15.7	21.5	25.6	17.3	
no	19.5	42.4	49.5	50.4	38.3	
yes	27.5	24.4	17.3	16.0	22.3	
YES!	42.1	17.5	11.7	8.0	22.2	
N of Valid	1015	925	729	575	3244	
N of Miss	73	134	99	67	373	

Table 196: If a kid carried a handgun in your neighborhood would he or she be caught by the police?





Response	6	8	10	12	Total	
NO!	9.3	11.7	13.7	15.7	12.1	
no	14.2	25.1	29.9	34.0	24.3	
yes	24.9	29.9	31.1	31.5	28.9	
YES!	51.7	33.3	25.2	18.8	34.7	
N of Valid	1016	924	729	574	3243	
N of Miss	73	135	99	67	374	

Table 197: If you wanted to get some cigarettes, how easy would it be for you to get some?





Response	6	8	10	12	Total	
Very hard	78.1	50.8	30.8	14.0	48.1	
Sort of hard	8.1	14.0	13.5	7.5	10.9	
Sort of easy	7.5	17.7	22.5	14.0	15.0	
Very easy	6.3	17.5	33.2	64.4	26.0	
N of Valid	985	912	725	570	3192	
N of Miss	100	144	104	71	419	

Table 198: If you wanted to get some beer, wine or hard liquor (for example, vodka, whiskey, or gin), how easy would it be for you to get some?





Response	6	8	10	12	Total	
Very hard	77.2	46.7	26.2	14.2	45.7	
Sort of hard	9.5	16.9	12.9	14.1	13.2	
Sort of easy	7.8	20.3	26.9	29.9	19.6	
Very easy	5.5	16.1	34.1	41.8	21.5	
N of Valid	985	915	722	569	3191	
N of Miss	102	141	107	73	423	

Table 199: If you wanted to get a drug like cocaine, LSD, or amphetamines, how easy would it be for you to get some?



Response	6	8	10	12	Total	
Very hard	94.8	84.6	66.3	54.8	78.3	
Sort of hard	2.4	8.9	15.9	21.3	10.7	
Sort of easy	1.1	3.4	10.7	13.4	6.1	
Very easy	1.6	3.2	7.2	10.5	4.9	
N of Valid	985	915	723	569	3192	
N of Miss	102	143	105	73	423	

Table 200: If you wanted to get a handgun, how easy would it be for you to get one?



Response	6	8	10	12	Total	
Very hard	75.9	63.9	56.6	43.8	62.3	
Sort of hard	12.0	14.6	18.0	21.4	15.8	
Sort of easy	6.3	10.3	9.8	15.9	10.0	
Very easy	5.8	11.2	15.6	18.9	11.9	
N of Valid	982	916	724	571	3193	
N of Miss	107	142	105	71	425	

Table 201: If you wanted to get some marijuana, how easy would it be for you to get some?



Response	6	8	10	12	Total	
Very hard	92.6	70.7	43.3	26.8	63.4	
Sort of hard	3.1	10.7	12.2	8.1	8.2	
Sort of easy	2.0	8.7	17.1	22.9	11.1	
Very easy	2.3	9.8	27.5	42.3	17.3	
N of Valid	983	915	721	568	3187	
N of Miss	105	144	108	73	430	

Table 202: During the past 12 months, have you participated in any alcohol prevention programs or seen any alcohol prevention messages in your school or community? Yes, a school-based program focused on preventing underage drinking and/or drinking and driving.



Response	6	8	10	12	Total	
No	52.7	67.4	72.5	74.1	65.3	
Yes	47.3	32.6	27.5	25.9	34.7	
N of Valid	1089	1059	829	642	3619	
N of Miss	0	0	0	0	0	

Table 203: During the past 12 months, have you participated in any alcohol prevention programs or seen any alcohol prevention messages in your school or community? Yes, a community-based program focused on preventing underage drinking and/or drinking and driving (for example, through your church or temple or through youth groups like Boys and Girls Club or 4-H).



Response	6	8	10	12	Total	
No	83.9	90.4	91.3	92.2	89.0	
Yes	16.1	9.6	8.7	7.8	11.0	
N of Valid	1089	1059	829	642	3619	
N of Miss	0	0	0	0	0	

Table 204: During the past 12 months, have you participated in any alcohol prevention programs or seen any alcohol prevention messages in your school or community? Yes, a media campaign addressing underage drinking and/or drinking and driving (for example, newspaper ads, posters, pamphlets, radio, TV).



Response	6	8	10	12	Total	
No	84.8	87.2	88.8	87.5	86.9	
Yes	15.2	12.8	11.2	12.5	13.1	
N of Valid	1089	1059	829	642	3619	
N of Miss	0	0	0	0	0	

Table 205: During the past 12 months, have you participated in any alcohol prevention programs or seen any alcohol prevention messages in your school or community? No



Response	6	8	10	12	Total	
No	60.5	52.6	48.9	44.9	52.7	
Yes	39.5	47.4	51.1	55.1	47.3	
N of Valid	1089	1059	829	642	3619	
N of Miss	0	0	0	0	0	

Table 206: How wrong do your parents feel it would be for YOU to: drink beer, wine or hard liquor (for example, vodka, whiskey or gin) regularly?

Response	6	8	10	12	Total	
Very wrong	91.7	80.4	70.3	59.8	78.0	
Wrong	5.1	13.0	17.6	19.2	12.6	
A little bit wrong	2.5	5.0	9.3	16.7	7.3	
Not wrong at all	0.8	1.5	2.8	4.4	2.1	
N of Valid	1008	915	720	569	3212	
N of Miss	81	143	109	73	406	

Table 207: How wrong do your parents feel it would be for YOU to: smoke cigarettes?

Response	6	8	10	12	Total	
Very wrong	92.7	87.0	79.8	64.1	83.1	
Wrong	4.6	9.3	13.0	18.7	10.3	
A little bit wrong	1.8	2.6	4.7	11.1	4.3	
Not wrong at all	0.9	1.1	2.5	6.2	2.2	
N of Valid	1006	912	717	568	3203	
N of Miss	83	147	111	74	415	

Table 208: How wrong do your parents feel it would be for YOU to: smoke marijuana?

Response	6	8	10	12	Total	
Very wrong	97.6	93.4	86.0	79.1	90.5	
Wrong	1.6	3.6	8.5	10.5	5.3	
A little bit wrong	0.3	1.8	3.6	7.2	2.7	
Not wrong at all	0.5	1.2	1.8	3.2	1.5	
N of Valid	997	911	715	569	3192	
N of Miss	92	148	114	73	427	

Table 209: How wrong do your parents feel it would be for YOU to: steal something worth more than \$5?

Response	6	8	10	12	Total	
Very wrong	88.6	83.6	83.7	83.3	85.1	
Wrong	9.1	12.5	11.6	13.2	11.4	
A little bit wrong	1.1	2.9	3.8	1.6	2.3	
Not wrong at all	1.2	1.0	1.0	1.9	1.2	
N of Valid	1001	910	716	569	3196	
N of Miss	84	149	113	73	419	

Table 210: How wrong do your parents feel it would be for YOU to: draw graffiti, write things, or draw pictures on buildings or other property (without the owner's permission)?

Response	6	8	10	12	Total	
Very wrong	91.4	82.5	80.4	81.2	84.6	
Wrong	5.3	11.9	13.2	12.5	10.2	
A little bit wrong	2.1	3.9	4.5	4.2	3.5	
Not wrong at all	1.3	1.6	1.9	2.1	1.7	
N of Valid	1006	916	718	568	3208	
N of Miss	82	143	111	74	410	

Table 211: How wrong do your parents feel it would be for YOU to: pick a fight with someone?

Response	6	8	10	12	Total	
Very wrong	73.8	58.8	57.1	58.6	63.1	
Wrong	16.0	22.8	22.4	23.9	20.8	
A little bit wrong	7.4	14.8	16.3	13.9	12.6	
Not wrong at all	2.8	3.7	4.2	3.5	3.5	
N of Valid	1005	914	718	568	3205	
N of Miss	83	145	111	73	412	

Table 212: During the past 12 months, have you talked with at least one of your parents about the dangers of underage drinking and/or drinking and driving? By parents, we mean either your biological parents, adoptive parents, stepparents, or adult guardians - whether or not they live with you.



Response	6	8	10	12	Total	
No	47.7	56.7	55.1	57.8	53.8	
Yes	52.3	43.3	44.9	42.2	46.2	
N of Valid	953	879	715	564	3111	
N of Miss	135	178	114	78	505	

Table 213: Have any of your brothers or sisters ever: drunk beer, wine or hard liquor (for example, vodka, whiskey or gin)?




Response	6	8	10	12	Total	
No	78.7	61.6	47.3	37.3	59.4	
Yes	17.1	32.9	46.0	57.6	35.3	
I don't have any brothers or sisters	4.2	5.4	6.7	5.1	5.3	
N of Valid	998	902	713	568	3181	
N of Miss	90	157	116	74	437	

Table 214: Have any of your brothers or sisters ever: smoked marijuana?




Response	6	8	10	12	Total	
No	92.0	80.4	67.4	60.4	77.6	
Yes	3.9	14.2	25.9	34.5	17.2	
I don't have any brothers or sisters	4.1	5.3	6.8	5.1	5.2	
N of Valid	998	899	711	568	3176	
N of Miss	91	160	118	74	443	

Table 215: Have any of your brothers or sisters ever: smoked cigarettes?




Response	6	8	10	12	Total	
No	81.1	69.6	56.1	51.9	67.0	
Yes	14.7	24.8	37.2	43.0	27.7	
I don't have any brothers or sisters	4.1	5.6	6.8	5.1	5.3	
N of Valid	997	894	710	568	3169	
N of Miss	91	164	119	74	448	

Table 216: Have any of your brothers or sisters ever: taken a handgun to school?




Response	6	8	10	12	Total	
No	95.2	93.7	91.3	92.8	93.5	
Yes	0.8	0.9	1.7	2.3	1.3	
I don't have any brothers or sisters	4.0	5.4	7.0	4.9	5.3	
N of Valid	996	900	712	568	3176	
N of Miss	93	158	117	74	442	

Table 217: Have any of your brothers or sisters ever: been suspended or expelled from school?




Response	6	8	10	12	Total	
No	78.3	71.9	66.2	70.8	72.4	
Yes	17.6	22.7	27.1	23.7	22.3	
I don't have any brothers or sisters	4.1	5.3	6.7	5.5	5.3	
N of Valid	994	898	712	566	3170	
N of Miss	94	160	117	76	447	

Table 218: The rules in my family are clear.





Response	6	8	10	12	Total	
NO!	3.0	3.4	3.0	3.7	3.2	
no	4.2	8.7	11.3	10.8	8.3	
yes	27.8	38.8	41.9	43.5	36.9	
YES!	65.0	49.1	43.9	41.9	51.6	
N of Valid	996	903	709	565	3173	
N of Miss	91	155	120	77	443	

Table 219: People in my family often insult or yell at each other.

Response	6	8	10	12	Total	
NO!	41.2	23.1	16.8	20.0	26.8	
no	30.6	40.3	42.2	43.7	38.3	
yes	19.5	26.9	28.8	24.8	24.7	
YES!	8.7	9.7	12.1	11.5	10.3	
N of Valid	988	899	708	565	3160	
N of Miss	98	160	119	77	454	

Table 220: When I am not at home, one of my parents knows where I am and who I am with.

Response	6	8	10	12	Total	
NO!	3.5	3.6	2.1	4.5	3.4	
no	3.6	5.9	9.9	11.4	7.1	
yes	22.4	36.5	40.3	45.5	34.5	
YES!	70.4	54.0	47.6	38.6	55.0	
N of Valid	988	895	704	560	3147	
N of Miss	99	162	122	82	465	

Table 221: We argue about the same things in my family over and over.

Response	6	8	10	12	Total	
NO!	42.8	22.5	13.7	15.6	25.7	
no	30.1	37.5	34.3	37.7	34.5	
yes	17.0	28.2	34.7	33.6	27.1	
YES!	10.2	11.7	17.3	13.1	12.7	
N of Valid	984	896	700	559	3139	
N of Miss	104	161	127	83	475	

Table 222: If you drank some beer or wine or liquor (for example, vodka, whiskey, or gin) without your parents' permission, would you be caught by your parents?

Response	6	8	10	12	Total	
NO!	6.4	11.1	11.6	15.6	10.5	
no	4.7	20.1	32.7	41.3	21.9	
yes	11.9	21.3	22.0	23.5	18.9	
YES!	77.0	47.5	33.7	19.6	48.7	
N of Valid	978	894	700	557	3129	
N of Miss	108	163	129	85	485	

Table 223: My family has clear rules about alcohol and drug use.

Response	6	8	10	12	Total	
NO!	4.1	6.3	5.1	4.7	5.0	
no	4.5	10.7	11.7	13.4	9.5	
yes	12.2	22.8	30.1	37.6	23.8	
YES!	79.2	60.2	53.0	44.3	61.7	
N of Valid	978	895	700	558	3131	
N of Miss	108	164	128	84	484	

Table 224: If you carried a handgun without your parents' permission, would you be caught by your parents?

Response	6	8	10	12	Total	
NO!	4.3	5.8	7.0	7.6	5.9	
no	2.4	8.8	12.9	20.1	9.7	
yes	12.1	21.7	21.6	27.0	19.6	
YES!	81.3	63.7	58.5	45.3	64.8	
N of Valid	978	890	696	556	3120	
N of Miss	111	169	133	86	499	

Table 225: If you skipped school would you be caught by your parents?

Response	6	8	10	12	Total	
NO!	4.0	7.6	5.5	7.9	6.1	
no	4.8	12.5	15.5	19.8	12.0	
yes	13.8	23.7	29.7	34.4	23.8	
YES!	77.5	56.2	49.4	37.8	58.1	
N of Valid	981	890	697	555	3123	
N of Miss	107	169	131	87	494	

Table 226: Do you feel very close to your mother?

Response	6	8	10	12	Total	
NO!	4.7	8.1	11.6	8.4	7.9	
no	3.6	10.7	13.4	15.6	9.9	
yes	16.4	24.3	28.2	33.8	24.4	
YES!	75.3	56.8	46.8	42.2	57.8	
N of Valid	977	884	696	550	3107	
N of Miss	111	175	132	92	510	

Table 227: Do you share your thoughts and feelings with your mother?

Response	6	8	10	12	Total	
NO!	12.4	14.0	14.1	14.1	13.6	
no	12.8	24.9	25.5	27.7	21.7	
yes	23.6	28.1	28.4	29.3	27.0	
YES!	51.2	33.0	31.9	28.8	37.7	
N of Valid	980	883	693	552	3108	
N of Miss	109	175	136	90	510	

Table 228: My parents ask me what I think before most family decisions affecting me are made.

Response	6	8	10	12	Total	
NO!	11.1	12.3	13.7	13.0	12.4	
no	14.0	23.8	24.4	30.1	22.0	
yes	31.4	36.7	38.3	36.8	35.4	
YES!	43.5	27.2	23.6	20.1	30.3	
N of Valid	972	879	694	552	3097	
N of Miss	116	179	134	90	519	

Table 229: Do you share your thoughts and feelings with your father?

Response	6	8	10	12	Total	
NO!	20.5	23.7	25.3	26.6	23.6	
no	20.5	27.2	29.5	31.8	26.4	
yes	22.8	24.9	26.2	25.0	24.5	
YES!	36.2	24.1	19.1	16.6	25.5	
N of Valid	979	878	692	553	3102	
N of Miss	108	180	137	89	514	

Table 230: Do you enjoy spending time with your mother?

Response	6	8	10	12	Total	
NO!	3.9	6.4	8.7	7.4	6.3	
no	2.3	7.6	8.7	10.5	6.7	
yes	20.1	37.3	41.3	43.4	33.9	
YES!	73.6	48.7	41.3	38.7	53.1	
N of Valid	979	879	692	551	3101	
N of Miss	110	178	133	90	511	

Table 231: Do you enjoy spending time with your father?

Response	6	8	10	12	Total	
NO!	8.5	12.5	15.9	17.8	12.9	
no	3.8	9.2	12.2	14.5	9.1	
yes	20.6	33.3	36.3	38.0	30.8	
YES!	67.1	44.9	35.6	29.6	47.1	
N of Valid	976	870	694	550	3090	
N of Miss	112	188	134	92	526	

Table 232: If I had a personal problem, I could ask my mom or dad for help.

Response	6	8	10	12	Total	
NO!	6.1	9.2	10.9	9.0	8.6	
no	4.5	13.6	14.8	14.3	11.1	
yes	22.5	30.8	35.1	39.8	30.7	
YES!	67.0	46.4	39.1	36.9	49.6	
N of Valid	984	882	695	553	3114	
N of Miss	104	176	133	88	501	

Table 233: Do you feel very close to your father?

Response	6	8	10	12	Total	
NO!	8.8	14.7	19.8	21.0	15.1	
no	8.0	16.2	18.5	21.6	15.1	
yes	21.6	26.6	28.9	30.7	26.2	
YES!	61.6	42.5	32.8	26.7	43.6	
N of Valid	974	870	688	547	3079	
N of Miss	115	187	141	94	537	

Table 234: My parents give me lots of chances to do fun things with them.


Response	6	8	10	12	Total	
NO!	4.7	7.7	10.8	11.3	8.1	
no	8.2	16.9	20.5	26.3	16.6	
yes	22.8	34.4	36.1	37.7	31.7	
YES!	64.3	41.0	32.6	24.7	43.6	
N of Valid	982	878	693	551	3104	
N of Miss	107	178	136	89	510	

Table 235: My parents ask if I've gotten my homework done.


Response	6	8	10	12	Total	
NO!	2.9	2.9	8.1	10.0	5.3	
no	1.8	7.6	11.6	23.3	9.4	
yes	19.6	38.2	40.6	40.0	33.1	
YES!	75.7	51.2	39.6	26.7	52.2	
N of Valid	1001	884	704	550	3139	
N of Miss	88	174	125	92	479	

Table 236: People in my family have serious arguments.

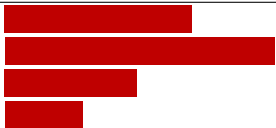
Response	6	8	10	12	Total	
NO!	44.2	23.7	19.5	18.9	28.4	
no	33.4	45.5	44.5	49.1	42.0	
yes	12.6	20.6	25.0	22.0	19.3	
YES!	9.9	10.2	11.0	10.0	10.3	
N of Valid	992	879	697	550	3118	
N of Miss	94	180	132	91	497	

Table 237: Would your parents know if you did not come home on time?

Response	6	8	10	12	Total	
NO!	3.7	3.6	4.6	4.4	4.0	
no	4.0	9.6	11.1	14.8	9.1	
yes	24.6	36.3	38.8	43.5	34.4	
YES!	67.6	50.5	45.5	37.3	52.5	
N of Valid	992	873	693	549	3107	
N of Miss	96	186	136	93	511	

Table 238: It is important to be honest with your parents, even if they become upset or you get punished.

Response	6	8	10	12	Total	
NO!	2.0	3.9	6.1	3.8	3.8	
no	2.9	8.3	12.5	11.8	8.1	
yes	21.3	36.6	37.5	46.4	33.7	
YES!	73.8	51.2	43.9	38.0	54.4	
N of Valid	991	871	690	550	3102	
N of Miss	97	188	139	92	516	

Table 239: My parents notice when I am doing a good job and let me know about it.

Response	6	8	10	12	Total	
Never or Almost Never	6.4	9.9	10.8	10.3	9.0	
Sometimes	18.0	26.6	32.4	34.0	26.5	
Often	25.8	30.5	28.8	28.2	28.2	
All the time	49.7	33.1	28.1	27.5	36.3	
N of Valid	993	873	688	553	3107	
N of Miss	96	186	141	89	512	

Table 240: How often do your parents tell you they're proud of you for something you've done?





Response	6	8	10	12	Total	
Never or Almost Never	5.7	9.3	10.8	12.1	9.0	
Sometimes	15.8	22.6	28.5	32.4	23.5	
Often	28.8	33.3	31.8	30.4	31.0	
All the time	49.6	34.9	28.9	25.0	36.5	
N of Valid	997	872	688	552	3109	
N of Miss	92	187	140	90	509	

Table 241: How many brothers and sisters, including stepbrothers and stepsisters, do you have that are younger than you?








Response	6	8	10	12	Total	
0	32.7	32.5	30.9	31.5	32.0	
1	29.2	27.8	28.6	35.3	29.8	
2	15.8	16.0	16.2	12.7	15.4	
3	9.9	9.4	8.5	8.9	9.3	
4	3.7	5.9	6.7	3.1	4.9	
5	3.0	2.9	3.4	3.8	3.2	
6 or more	5.7	5.5	5.8	4.7	5.5	
N of Valid	979	862	686	550	3077	
N of Miss	107	196	143	92	538	

Table 242: How many brothers and sisters, including stepbrothers and stepsisters, do you have that are older than you?








Response	6	8	10	12	Total	
0	32.6	34.1	37.6	34.2	34.4	
1	26.5	27.7	24.2	27.7	26.6	
2	17.5	14.5	15.5	16.3	16.0	
3	10.7	10.2	9.2	11.2	10.3	
4	5.4	5.1	4.8	4.2	5.0	
5	3.4	3.5	2.2	2.5	3.0	
6 or more	3.8	5.0	6.6	3.8	4.7	
N of Valid	992	866	686	552	3096	
N of Miss	95	192	142	90	519	

Table 243: Have you changed homes in the past year (the last 12 months)?



Response	6	8	10	12	Total	
No	71.3	73.8	74.3	74.5	73.3	
Yes	28.7	26.2	25.7	25.5	26.7	
N of Valid	986	868	682	552	3088	
N of Miss	103	191	147	90	531	

Table 244: How many times have you changed homes since kindergarten?






Response	6	8	10	12	Total	
Never	32.4	27.1	21.2	23.8	26.9	
1 or 2 times	32.8	28.4	28.1	29.5	29.9	
3 or 4 times	19.4	22.2	24.2	21.1	21.5	
5 or 6 times	8.0	12.2	13.0	11.8	11.0	
7 or more times	7.5	10.1	13.5	13.8	10.7	
N of Valid	976	862	683	550	3071	
N of Miss	110	196	146	92	544	

Table 245: Have you changed schools (including changing from elementary to middle and middle to high school) in the past year?



Response	6	8	10	12	Total	
No	55.5	65.2	49.3	80.3	61.3	
Yes	44.5	34.8	50.7	19.7	38.7	
N of Valid	981	853	673	547	3054	
N of Miss	106	206	155	95	562	

Table 246: How many times have you changed schools since kindergarten (including changing from elementary to middle and middle to high school)?






Response	6	8	10	12	Total	
Never	29.8	23.3	19.4	24.0	24.7	
1 or 2 times	36.0	29.2	26.5	20.6	29.3	
3 or 4 times	24.0	29.8	30.2	32.4	28.5	
5 or 6 times	6.2	10.6	14.2	13.3	10.5	
7 or more times	4.0	7.1	9.6	9.7	7.1	
N of Valid	983	862	675	549	3069	
N of Miss	105	197	154	92	548	

Table 247: Has anyone in your family ever had severe alcohol or drug problems?



Response	6	8	10	12	Total	
No	71.0	65.5	52.2	48.3	61.2	
Yes	29.0	34.5	47.8	51.7	38.8	
N of Valid	970	856	676	549	3051	
N of Miss	119	202	153	93	567	

Table 248: About how many adults (over 21) have you known personally who in the past year have: used marijuana, crack, cocaine, or other drugs?






Response	6	8	10	12	Total	
0	78.7	65.8	50.4	43.9	62.6	
1	10.2	14.8	12.1	16.0	13.0	
2	6.0	8.2	12.4	15.4	9.7	
3-4	1.9	4.6	10.0	9.4	5.8	
5+	3.1	6.7	15.0	15.4	8.9	
N of Valid	976	856	668	545	3045	
N of Miss	111	202	160	96	569	

Table 249: About how many adults (over 21) have you known personally who in the past year have: sold or dealt drugs?






Response	6	8	10	12	Total	
0	87.5	78.6	61.1	59.3	74.1	
1	6.9	9.0	11.9	13.6	9.8	
2	2.8	5.5	9.9	11.2	6.6	
3-4	1.0	3.0	6.5	7.7	4.0	
5+	1.8	3.9	10.7	8.2	5.5	
N of Valid	973	855	666	546	3040	
N of Miss	116	204	162	96	578	

Table 250: About how many adults (over 21) have you known personally who in the past year have: done other things that could get them in trouble with the police, like stealing, selling stolen goods, mugging or assaulting others, etc.?






Response	6	8	10	12	Total	
0	82.0	71.7	60.4	60.0	70.4	
1	11.2	13.2	12.9	12.7	12.4	
2	3.2	5.7	7.9	10.6	6.3	
3-4	1.7	4.2	8.1	6.4	4.7	
5+	1.9	5.2	10.8	10.3	6.3	
N of Valid	976	858	669	545	3048	
N of Miss	113	201	160	97	571	

Table 251: About how many adults (over 21) have you known personally who in the past year have: gotten drunk or high?






Response	6	8	10	12	Total	
0	63.5	46.1	32.0	28.6	45.5	
1	17.9	18.7	15.1	13.0	16.7	
2	8.6	11.6	12.4	12.7	11.0	
3-4	3.4	9.4	10.5	13.8	8.5	
5+	6.6	14.1	29.9	31.9	18.3	
N of Valid	975	859	668	545	3047	
N of Miss	114	199	161	97	571	

Table 252: Have you seen or heard information about underage drinking in the past 12 months from the following sources? Radio



Response	6	8	10	12	Total	
No	49.4	46.2	43.6	43.4	46.1	
Yes	50.6	53.8	56.4	56.6	53.9	
N of Valid	976	845	661	539	3021	
N of Miss	113	213	167	103	596	

Table 253: Have you seen or heard information about underage drinking in the past 12 months from the following sources? TV.



Response	6	8	10	12	Total	
No	24.0	22.2	18.1	22.2	21.9	
Yes	76.0	77.8	81.9	77.8	78.1	
N of Valid	977	850	663	540	3030	
N of Miss	112	209	166	102	589	

Table 254: Have you seen or heard information about underage drinking in the past 12 months from the following sources? Print. This includes information on underage drinking you may have seen in the newspaper, on a billboard, in pamphlets, on stickers, etc.



Response	6	8	10	12	Total	
No	41.1	39.8	35.8	42.5	39.8	
Yes	58.9	60.2	64.2	57.5	60.2	
N of Valid	971	849	662	537	3019	
N of Miss	118	208	167	105	598	

Table 255: Have you seen or heard information about underage drinking in the past 12 months from the following sources? Website or social media? (Facebook, Myspace, website, etc.)



Response	6	8	10	12	Total	
No	48.8	39.4	34.3	38.6	41.2	
Yes	51.2	60.6	65.7	61.4	58.8	
N of Valid	970	852	658	536	3016	
N of Miss	119	206	169	106	600	

Table 256: The next questions ask about your opinions of the information you saw or heard. If you have seen or heard more than one ad, please think about your favorite ad when answering these questions. The information about underage drinking that I saw or heard was convincing.

Response	6	8	10	12	Total	
NO!	25.8	15.9	12.3	13.8	17.9	
no	5.4	14.2	19.5	21.8	13.9	
yes	17.9	32.0	35.3	35.8	28.9	
YES!	30.2	26.0	22.2	18.5	25.2	
I have not seen or heard any ads about underage drinking in the past 12 months.	20.7	11.8	10.8	10.1	14.1	
N of Valid	955	837	658	536	2986	
N of Miss	132	220	170	105	627	

Table 257: The next questions ask about your opinions of the information you saw or heard. If you have seen or heard more than one ad, please think about your favorite ad when answering these questions. The information about underage drinking that I saw or heard grabbed my attention.

Response	6	8	10	12	Total	
NO!	21.6	13.2	10.7	13.7	15.4	
no	9.5	20.5	22.8	24.9	18.3	
yes	19.0	27.9	34.1	34.8	27.7	
YES!	31.6	26.4	21.5	16.7	25.2	
I have not seen or heard any ads about underage drinking in the past 12 months.	18.3	11.9	10.9	9.9	13.4	
N of Valid	952	838	662	534	2986	
N of Miss	136	219	167	108	630	

Table 258: The next questions ask about your opinions of the information you saw or heard. If you have seen or heard more than one ad, please think about your favorite ad when answering these questions. The information about underage drinking that I saw or heard said something important to me.

Response	6	8	10	12	Total	
NO!	20.3	15.7	12.6	15.4	16.4	
no	8.1	19.4	25.4	30.5	19.1	
yes	17.7	26.7	28.4	26.9	24.2	
YES!	33.2	26.0	23.1	16.9	26.0	
I have not seen or heard any ads about underage drinking in the past 12 months.	20.7	12.2	10.4	10.3	14.2	
N of Valid	951	839	661	532	2983	
N of Miss	134	220	168	110	632	

Table 259: The next questions ask about your opinions of the information you saw or heard. If you have seen or heard more than one ad, please think about your favorite ad when answering these questions. Seeing or hearing this information about underage drinking made me want to stop or decrease my drinking.










Response	6	8	10	12	Total	
NO!	26.7	20.0	16.4	19.9	21.2	
no	2.7	12.0	19.8	23.7	13.1	
yes	6.3	18.0	22.8	21.2	16.1	
YES!	30.3	27.4	24.1	21.6	26.5	
I have not seen or heard any ads about underage drinking in the past 12 months.	34.0	22.6	16.9	13.6	23.1	
N of Valid	860	791	627	523	2801	
N of Miss	225	266	201	119	811	

Table 260: How honest were you in filling out this survey?

Response	6	8	10	12	Total	
I was very honest	85.8	81.8	84.5	84.4	84.1	
I was honest pretty much of the time	12.0	14.8	12.9	12.3	13.1	
I was honest some of the time	1.5	2.6	1.6	2.4	2.0	
I was honest once in a while	0.6	0.8	1.0	0.9	0.8	
I was not honest at all	0.0	0.0	0.0	0.0	0.0	
N of Valid	973	856	669	544	3042	
N of Miss	114	202	160	98	574	