

A background image showing a row of students in a classroom, focused on their work. They are holding yellow pencils and looking down at papers on their desks. The image is slightly blurred, emphasizing the text overlay.

2017 APNA

Arkansas Prevention Needs Assessment Survey

**Craighead County
Tables**

Arkansas Department of Human Services,
Division of Aging, Adults and Behavioral
Health Services
And
University of Arkansas at Little Rock
MidSOUTH Center for Prevention and Training

Conducted by International Survey Associates dba Pride Surveys

Contents

1	INTRODUCTION	11
2	PERCENTAGE TABLES	15

List of Frequency Distribution Tables

1	Gender	16
2	Age	16
3	Are you Hispanic or Latino?	16
4	What is your race? Black or African American	17
5	What is your race? Asian	17
6	What is your race? American Indian	17
7	What is your race? Alaska Native	17
8	What is your race? White	18
9	What is your race? Native Hawaiian or Other Pacific Islander	18
10	What is your race? Other	18
11	What is the highest level of schooling completed by your mother or father?	19
12	Think of where you live most of the time. Which of the following people live there with you? Mother	19
13	Think of where you live most of the time. Which of the following people live there with you? Stepmother	19
14	Think of where you live most of the time. Which of the following people live there with you? Foster Mother	20
15	Think of where you live most of the time. Which of the following people live there with you? Grandmother	20
16	Think of where you live most of the time. Which of the following people live there with you? Aunt	20
17	Think of where you live most of the time. Which of the following people live there with you? Father	20
18	Think of where you live most of the time. Which of the following people live there with you? Stepfather	21
19	Think of where you live most of the time. Which of the following people live there with you? Foster Father	21
20	Think of where you live most of the time. Which of the following people live there with you? Grandfather	21
21	Think of where you live most of the time. Which of the following people live there with you? Uncle	21
22	Think of where you live most of the time. Which of the following people live there with you? Other Adults	22
23	Think of where you live most of the time. Which of the following people live there with you? Brother(s)	22
24	Think of where you live most of the time. Which of the following people live there with you? Stepbrother(s)	22
25	Think of where you live most of the time. Which of the following people live there with you? Sister(s)	22
26	Think of where you live most of the time. Which of the following people live there with you? Stepsister(s)	23

27	Think of where you live most of the time. Which of the following people live there with you? Other Children	23
28	In my school, students have lots of chances to help decide things like class activities and rules.	23
29	Teachers ask me to work on special classroom projects.	23
30	My teacher(s) notices when I am doing a good job and lets me know about it.	24
31	There are lots of chances for students in my school to get involved in sports, clubs, and other school activities outside of class.	24
32	There are lots of chances for students in my school to talk with a teacher one-on-one.	24
33	I feel safe at my school.	25
34	The school lets my parents know when I have done something well.	25
35	My teachers praise me when I work hard in school.	25
36	Are your school grades better than the grades of most students in your class?	26
37	I have lots of chances to be part of class discussions or activities.	26
38	Now thinking back over the past year in school, how often did you: enjoy being in school?	26
39	Now thinking back over the past year in school, how often did you: hate being in school?	27
40	Now thinking back over the past year in school, how often did you: try to do your best work in school?	27
41	How often do you feel that the school work you are assigned is meaningful and important?	27
42	Putting them all together, what were your grades like last year?	28
43	How important do you think the things you are learning in school are going to be for your later life?	28
44	During the LAST FOUR WEEKS how many whole days of school have you missed because you skipped or "cut"?	28
45	What are the chances you would be seen as cool if you: smoked cigarettes?	29
46	What are the chances you would be seen as cool if you: worked hard at school?	29
47	What are the chances you would be seen as cool if you: began drinking alcoholic beverages regularly, that is, at least once or twice a month?	29
48	What are the chances you would be seen as cool if you: defended someone who was being bullied?	30
49	What are the chances you would be seen as cool if you: smoked marijuana?	30
50	What are the chances you would be seen as cool if you: carried a handgun?	30
51	What are the chances you would be seen as cool if you: used e-cigarettes, e-cigars or e-hookahs (vaping)?	31

52	What are the chances you would be seen as cool if you: bullied someone or cyber bullied someone?	31
53	Think of your four best friends (the friends you feel closest to). In the past year (12 months), how many of your best friends have: participated in clubs, organizations or activities at school?	31
54	Think of your four best friends (the friends you feel closest to). In the past year (12 months), how many of your best friends have: smoked cigarettes?	32
55	Think of your four best friends (the friends you feel closest to). In the past year (12 months), how many of your best friends have: tried beer, wine or hard liquor (for example, vodka, whiskey, or gin) when their parents didn't know about it?	32
56	Think of your four best friends (the friends you feel closest to). In the past year (12 months), how many of your best friends have: used e-cigarettes, e-cigars, or e-hookahs?	32
57	Think of your four best friends (the friends you feel closest to). In the past year (12 months), how many of your best friends have: used marijuana?	33
58	Think of your four best friends (the friends you feel closest to). In the past year (12 months), how many of your best friends have: used prescription drugs or non-prescription drugs for the purpose of getting high?	33
59	Think of your four best friends (the friends you feel closest to). In the past year (12 months), how many of your best friends have: used synthetic marijuana (K2, spice) or bath salts?	33
60	Think of your four best friends (the friends you feel closest to). In the past year (12 months), how many of your best friends have: used LSD, cocaine, amphetamines, or other illegal drugs?	34
61	Think of your four best friends (the friends you feel closest to). In the past year (12 months), how many of your best friends have: been bullied?	34
62	Think of your four best friends (the friends you feel closest to). In the past year (12 months), how many of your best friends have: been suspended from school?	34
63	Think of your four best friends (the friends you feel closest to). In the past year (12 months), how many of your best friends have: carried a handgun?	35
64	Think of your four best friends (the friends you feel closest to). In the past year (12 months), how many of your best friends have: sold illegal drugs?	35
65	Think of your four best friends (the friends you feel closest to). In the past year (12 months), how many of your best friends have: regularly attended religious services?	35

66	Think of your four best friends (the friends you feel closest to). In the past year (12 months), how many of your best friends have: stolen or tried to steal a motor vehicle such as a car or motorcycle?	36
67	Think of your four best friends (the friends you feel closest to). In the past year (12 months), how many of your best friends have: been arrested?	36
68	Think of your four best friends (the friends you feel closest to). In the past year (12 months), how many of your best friends have: dropped out of school?	36
69	Think of your four best friends (the friends you feel closest to). In the past year (12 months), how many of your best friends have: been members of a gang?	37
70	How old were you when you first: smoked marijuana?	37
71	How old were you when you first: smoked a cigarette, even just a puff?	38
72	How old were you when you first: had more than a sip or two of beer, wine or hard liquor (for example, vodka, whiskey, or gin)?	38
73	How old were you when you first: began drinking alcoholic beverages regularly, that is, at least once or twice a month?	39
74	How old were you when you first: used Pegaramide (peg, Peggy)?	39
75	How old were you when you first: got suspended from school?	40
76	How old were you when you first: got arrested?	40
77	How old were you when you first: carried a handgun?	41
78	How old were you when you first: used e-cigarettes, e-cigars, or e-hookahs (vaping)?	41
79	How old were you when you first: belonged to a gang?	42
80	How old were you when you first: used prescription drugs not prescribed to you?	42
81	How wrong do you think it is for someone your age to: take a handgun to school?	43
82	How wrong do you think it is for someone your age to: steal anything?	43
83	How wrong do you think it is for someone your age to: pick a fight with someone?	43
84	How wrong do you think it is for someone your age to: attack someone with the idea of seriously hurting them?	44
85	How wrong do you think it is for someone your age to: stay away from school all day when their parents think they are at school?	44
86	How wrong do you think it is for someone your age to: drink beer, wine or hard liquor (for example, vodka, whiskey, or gin) regularly?	44
87	How wrong do you think it is for someone your age to: smoke cigarettes?	45
88	How wrong do you think it is for someone your age to: smoke marijuana?	45

89	How wrong do you think it is for someone your age to: use prescription drugs or non-prescription drugs for the purpose of getting high?	45
90	How wrong do you think it is for someone your age to: use synthetic marijuana (K2, spice) or bath salts?	46
91	How wrong do you think it is for someone your age to: use LSD, cocaine, amphetamines or another illegal drug?	46
92	How wrong do you think it is for someone your age to: use e-cigarettes, e-cigars or e-hookahs (vaping)?	46
93	At school during the past 12 months, did you receive help from the resource teacher, speech therapist or other special education teacher?	47
94	How many times in the past year (12 months) have you: been suspended from school?	47
95	How many times in the past year (12 months) have you: carried a handgun?	47
96	How many times in the past year (12 months) have you: sold illegal drugs?	48
97	How many times in the past year (12 months) have you: stolen or tried to steal a motor vehicle such as a car or motorcycle?	48
98	How many times in the past year (12 months) have you: participated in clubs, organizations or activities at school?	48
99	How many times in the past year (12 months) have you: been arrested?	49
100	How many times in the past year (12 months) have you: attacked someone with the idea of seriously hurting them?	49
101	How many times in the past year (12 months) have you: been drunk or high at school?	49
102	How many times in the past year (12 months) have you: taken a handgun to school?	50
103	How many times in the past year (12 months) have you: used e-cigarettes, e-cigars, or e-hookahs (vaping)?	50
104	Are you currently on probation, or assigned a probation officer with Juvenile Court?	50
105	Have you ever belonged to a gang?	51
106	If you have ever belonged to a gang, did that gang have a name?	51
107	You are at a party at someone's house, and one of your friends offers you a drink containing alcohol. What would you say or do?	51
108	How often do you attend religious services or activities?	52
109	I think sometimes it's okay to cheat at school.	52
110	It is important to think before you act.	52
111	Sometimes I think that life is not worth it.	53
112	At times I think I am no good at all.	53
113	All in all, I am inclined to think that I am a failure.	53
114	In the past year, have you felt depressed or sad MOST days, even if you felt okay sometimes?	54
115	It is all right to beat up people if they start the fight.	54

116	I think it is okay to take something without asking if you can get away with it.	54
117	Where do you get the most information about living a drug and alcohol free life? Parents/guardians	55
118	Where do you get the most information about living a drug and alcohol free life? Friends	55
119	Where do you get the most information about living a drug and alcohol free life? Family members	55
120	Where do you get the most information about living a drug and alcohol free life? School	56
121	Where do you get the most information about living a drug and alcohol free life? Internet	56
122	Where do you get the most information about living a drug and alcohol free life? TV	56
123	Where do you get the most information about living a drug and alcohol free life? Social media	57
124	How much do you think people risk harming themselves (physically or in other ways) if they: smoked one or more packs of cigarettes per day?	57
125	How much do you think people risk harming themselves (physically or in other ways) if they: try marijuana once or twice?	57
126	How much do you think people risk harming themselves (physically or in other ways) if they: smoke marijuana once or twice a week?	58
127	How much do you think people risk harming themselves (physically or in other ways) if they: take one or two drinks of an alcoholic beverage (beer, wine, liquor) nearly every day?	58
128	How much do you think people risk harming themselves (physically or in other ways) if they: have five or more drinks of an alcoholic beverage once or twice a weekend?	58
129	How much do you think people risk harming themselves (physically or in other ways) if they: use prescription drugs that are not prescribed to them?	59
130	How much do you think people risk harming themselves (physically or in other ways) if they: use non-prescription drugs to get high?	59
131	How much do you think people risk harming themselves (physically or in other ways) if they: use e-cigarettes, e-cigars, or e-hookahs?	59
132	Have you ever used smokeless tobacco (chew, snuff, plug, dipping tobacco, or chewing tobacco)?	60
133	How often have you used smokeless tobacco during the past 30 days?	60
134	Have you ever smoked cigarettes?	60
135	How frequently have you smoked cigarettes during the past 30 days?	61
136	Which statement best describes rules about smoking inside your home or your family cars?	61
137	Have you ever used e-cigarettes, e-cigars, or e-hookahs (vaping)?	61

138	How frequently have you used e-cigarettes, e-cigars, or e-hookahs (vaping)?	62
139	During this school year, were you taught in any of your classes about the dangers of tobacco use?	62
140	During the past 12 months, have you participated in any community activities to discourage people your age from using cigarettes, chewing tobacco, snuff, dip or cigars, e-cigarettes, e-cigars, or e-hookahs?	62
141	Think back over the last two weeks. How many times have you had five or more alcoholic drinks in a row?	63
142	During the past 30 days, how many times did you ride in a car or other vehicle driven by someone who had been drinking alcohol or using drugs to get high?	63
143	During the past 30 days, how many times did you drive a car or other vehicle when you had been drinking alcohol or using drugs to get high?	63
144	If you drank alcohol (not just a sip or taste) in the past year, where did you usually drink it?	64
145	How do you feel about someone your age having one or two drinks of an alcoholic beverage nearly every day?	64
146	On how many occasions have you had alcoholic beverages (beer, wine or hard liquor) to drink in your lifetime - more than just a few sips?	64
147	On how many occasions have you drunk one or more drinks of an alcoholic beverage during the past 30 days?	65
148	On how many occasions have you used marijuana (grass, pot) or hashish (hash, hash oil) in your lifetime?	65
149	On how many occasions have you used marijuana (grass, pot) or hashish (hash, hash oil) during the past 30 days?	65
150	On how many occasions have you used LSD or other psychedelics in your lifetime?	66
151	On how many occasions have you used LSD or other psychedelics during the past 30 days?	66
152	On how many occasions have you used cocaine or crack in your lifetime?	66
153	On how many occasions have you used cocaine or crack during the past 30 days?	67
154	On how many occasions have you sniffed glue, breathed the contents of an aerosol spray can, or inhaled other gases or sprays, in order to get high in your lifetime?	67
155	On how many occasions have you sniffed glue, breathed the contents of an aerosol spray can, or inhaled other gases or sprays, in order to get high during the past 30 days?	67
156	On how many occasions have you used Pegaramide (peg, Peggy, etc.) in your lifetime?	68

157	On how many occasions have you used Pegaramide (peg, Peggy, etc.) during the past 30 days?	68
158	On how many occasions have you used synthetic marijuana (K2, spice) in your lifetime?	68
159	On how many occasions have you used synthetic marijuana (K2, spice) during the past 30 days?	69
160	On how many occasions have you used methamphetamines (meth, speed, crank, crystal meth) in your lifetime?	69
161	On how many occasions have you used methamphetamines (meth, speed, crank, crystal meth) in the past 30 days?	69
162	On how many occasions have you used other chemical products (bath salts, plant food, etc.) in your lifetime?	70
163	On how many occasions have you used other chemical products (bath salts, plant food, etc.) during the past 30 days?	70
164	On how many occasions have you used heroin or other opiates in your lifetime?	70
165	On how many occasions have you used heroin or other opiates during the past 30 days?	71
166	On how many occasions have you used MDMA ('X', 'E', or ecstasy) in your lifetime?	71
167	On how many occasions have you used MDMA ('X', 'E', or ecstasy) during the past 30 days?	71
168	On how many occasions have you taken prescription drugs (such as Valium, Xanax, Ritalin, Adderall, OxyContin, Tramadol, or sleeping pills) not prescribed to you in your lifetime?	72
169	On how many occasions have you taken prescription drugs (such as Valium, Xanax, Ritalin, Adderall, OxyContin, Tramadol, or sleeping pills) not prescribed to you during the past 30 days?	72
170	On how many occasions have you taken non-prescription medicines such as diet pills (for example, Dietac, Dexatrim or Prolamine), stay-awake pills (for example No-Doz, Vivarin, or Wake), or cough or cold medicines (robos, DXM, etc.) to get high in your lifetime?	72
171	On how many occasions have you taken non-prescription medicines such as diet pills (for example, Dietac, Dexatrim or Prolamine), stay-awake pills (for example No-Doz, Vivarin, or Wake), or cough or cold medicines (robos, DXM, etc.) to get high during the past 30 days?	73
172	On how many occasions have you been drunk or very high from drinking alcoholic beverages during the past 30 days?	73
173	On how many occasions have you drunk flavored alcoholic beverages, sometimes called 'alcopops' (like Mike's Hard Lemonade, Smirnoff Ice, Bacardi Breezers, etc.) in your lifetime?	73
174	On how many occasions have you drunk flavored alcoholic beverages, sometimes called 'alcopops' (like Mike's Hard Lemonade, Smirnoff Ice, Bacardi Breezers, etc.) during the past 30 days?	74

175	If you smoked cigarettes (not just a puff or drag) in the past year, how did you usually get them?	74
176	If you used e-cigarettes, e-cigars, or e-hookahs (not just a puff or drag) in the past year, how did you usually get them? - I did not use e-cigarettes, e-cigars, or e-hookahs in the past year	75
177	If you used e-cigarettes, e-cigars, or e-hookahs (not just a puff or drag) in the past year, how did you usually get them? - I bought them in a store such as a convenience store, supermarket, discount store, or gas station	75
178	If you used e-cigarettes, e-cigars, or e-hookahs (not just a puff or drag) in the past year, how did you usually get them? - I got them on the Internet	75
179	If you used e-cigarettes, e-cigars, or e-hookahs (not just a puff or drag) in the past year, how did you usually get them? - I got them at a store that sells electronic cigarettes, such as a "vape shop"	75
180	If you used e-cigarettes, e-cigars, or e-hookahs (not just a puff or drag) in the past year, how did you usually get them? - I got them from a family member	76
181	If you used e-cigarettes, e-cigars, or e-hookahs (not just a puff or drag) in the past year, how did you usually get them? - I got them from a friend	76
182	If you used e-cigarettes, e-cigars, or e-hookahs (not just a puff or drag) in the past year, how did you usually get them? - A stranger got them for me	76
183	If you used e-cigarettes, e-cigars, or e-hookahs (not just a puff or drag) in the past year, how did you usually get them? - I took them from a store or shop	76
184	If you used e-cigarettes, e-cigars, or e-hookahs (not just a puff or drag) in the past year, how did you usually get them? - I got them some other way	77
185	If you used marijuana (grass, pot) (not just a puff or drag) in the past year, how did you usually get it? - I did not use marijuana (grass, pot) in the past year	77
186	If you used marijuana (grass, pot) (not just a puff or drag) in the past year, how did you usually get it? - I bought it myself	77
187	If you used marijuana (grass, pot) (not just a puff or drag) in the past year, how did you usually get it? - I got it from someone at school	77
188	If you used marijuana (grass, pot) (not just a puff or drag) in the past year, how did you usually get it? - I got it from someone with a medical marijuana card	78
189	If you used marijuana (grass, pot) (not just a puff or drag) in the past year, how did you usually get it? - I got it from my brother or sister	78

190	If you used marijuana (grass, pot) (not just a puff or drag) in the past year, how did you usually get it? - I got it from another relative	78
191	If you used marijuana (grass, pot) (not just a puff or drag) in the past year, how did you usually get it? - Other	78
192	If you drank alcohol (not just a sip or taste) in the past year, how did you usually get it?	79
193	If you used prescription drugs or over the counter drugs without a doctor telling you to use it or for the purpose of getting high, where did you get these drugs? - Did not use	79
194	If you used prescription drugs or over the counter drugs without a doctor telling you to use it or for the purpose of getting high, where did you get these drugs? - Bought or took from store or shop	80
195	If you used prescription drugs or over the counter drugs without a doctor telling you to use it or for the purpose of getting high, where did you get these drugs? - Got from parents with permission	80
196	If you used prescription drugs or over the counter drugs without a doctor telling you to use it or for the purpose of getting high, where did you get these drugs? - Got from home without permission	80
197	If you used prescription drugs or over the counter drugs without a doctor telling you to use it or for the purpose of getting high, where did you get these drugs? - Got from relative with permission	80
198	If you used prescription drugs or over the counter drugs without a doctor telling you to use it or for the purpose of getting high, where did you get these drugs? - Got from relative without permission	81
199	If you used prescription drugs or over the counter drugs without a doctor telling you to use it or for the purpose of getting high, where did you get these drugs? - Got from friend's home with permission	81
200	If you used prescription drugs or over the counter drugs without a doctor telling you to use it or for the purpose of getting high, where did you get these drugs? - Got from friend's home without permission	81
201	If you used prescription drugs or over the counter drugs without a doctor telling you to use it or for the purpose of getting high, where did you get these drugs? - Got from friend at school	81
202	If you used prescription drugs or over the counter drugs without a doctor telling you to use it or for the purpose of getting high, where did you get these drugs? - Got from friend at party	82
203	If you used prescription drugs or over the counter drugs without a doctor telling you to use it or for the purpose of getting high, where did you get these drugs? - Got from friend, elsewhere	82
204	If you used prescription drugs or over the counter drugs without a doctor telling you to use it or for the purpose of getting high, where did you get these drugs? - Got from internet sale	82
205	During the last month, about how many marijuana cigarettes, or the equivalent, did you smoke a day, on the average?	83

206	How wrong do your friends feel it would be for YOU to: have one or two drinks of an alcoholic beverage nearly every day?	83
207	How wrong do your friends feel it would be for YOU to: smoke tobacco?	83
208	How wrong do your friends feel it would be for YOU to: smoke marijuana?	84
209	How wrong do your friends feel it would be for YOU to: use prescription drugs not prescribed to you?	84
210	How wrong would most adults (over 21) in your neighborhood think it is for kids your age: to use marijuana?	84
211	How wrong would most adults (over 21) in your neighborhood think it is for kids your age: to drink alcohol?	85
212	How wrong would most adults (over 21) in your neighborhood think it is for kids your age: to smoke cigarettes?	85
213	How much do each of the following statements describe your neighborhood? crime and/or drug selling	85
214	How much do each of the following statements describe your neighborhood? fights	86
215	How much do each of the following statements describe your neighborhood? lots of empty or abandoned buildings	86
216	How much do each of the following statements describe your neighborhood? lots of graffiti	86
217	I feel safe in my neighborhood.	87
218	If a kid smoked marijuana in your neighborhood would he or she be caught by the police?	87
219	If a kid drank some beer, wine or hard liquor (for example, vodka, whiskey, or gin) in your neighborhood would he or she be caught by the police?	87
220	If a kid carried a handgun in your neighborhood would he or she be caught by the police?	88
221	If you wanted to get some cigarettes, how easy would it be for you to get some?	88
222	If you wanted to get some beer, wine or hard liquor (for example, vodka, whiskey, or gin), how easy would it be for you to get some?	88
223	If you wanted to get a drug like cocaine, LSD, or amphetamines, how easy would it be for you to get some?	89
224	If you wanted to get a handgun, how easy would it be for you to get one?	89
225	If you wanted to get some marijuana, how easy would it be for you to get some?	89
226	If you wanted to get prescription drugs for the purpose of getting high, how easy would it be for you to get some?	90
227	If you wanted to get synthetic marijuana such as K2 or chemical products such as bath salts to get high, how easy would it be for you to get some?	90

228	If you wanted to get steroids to use or to enhance athletic performance, how easy would it be for you to get some?	90
229	If you wanted to get e-cigarettes, e-cigars, or e-hookahs, how easy would it be for you to get some?	91
230	During the past 12 months, have you participated in any alcohol prevention programs or seen any alcohol prevention messages in your school or community? Yes, a school-based program focused on preventing underage drinking and/or drinking and driving.	91
231	During the past 12 months, have you participated in any alcohol prevention programs or seen any alcohol prevention messages in your school or community? Yes, a community-based program focused on preventing underage drinking and/or drinking and driving (for example, through your church or temple or through youth groups like Boys and Girls Club or 4-H).	91
232	During the past 12 months, have you participated in any alcohol prevention programs or seen any alcohol prevention messages in your school or community? Yes, a media campaign addressing underage drinking and/or drinking and driving (for example, newspaper ads, posters, pamphlets, radio, TV).	92
233	During the past 12 months, have you participated in any alcohol prevention programs or seen any alcohol prevention messages in your school or community? No	92
234	How wrong do your parents feel it would be for YOU to: have one or two drinks of an alcoholic beverage nearly every day?	92
235	How wrong do your parents feel it would be for YOU to: smoke tobacco?	92
236	How wrong do your parents feel it would be for YOU to: smoke marijuana?	93
237	How wrong do your parents feel it would be for YOU to: use prescription drugs not prescribed to you?	93
238	How wrong do your parents feel it would be for YOU to: steal something?	93
239	How wrong do your parents feel it would be for YOU to: draw graffiti, write things, or draw pictures on buildings or other property (without the owner's permission)?	94
240	How wrong do your parents feel it would be for YOU to: pick a fight with someone?	94
241	During the past 12 months, have you talked with at least one of your parents about the dangers of underage drinking and/or drinking and driving? By parents, we mean either your biological parents, adoptive parents, stepparents, or adult guardians - whether or not they live with you.	94
242	The rules in my family are clear.	95
243	People in my family have serious arguments about the same things, and often insult or yell at each other.	95

244	When I am not at home, one of my parents knows where I am and who I am with.	95
245	My family has clear rules about alcohol and drug use.	96
246	If you skipped school would you be caught by your parents?	96
247	My parents ask if I've gotten my homework done.	96
248	Would your parents know if you did not come home on time?	97
249	Do you know how to properly dispose of leftover prescription drugs?	97
250	Have any of your brothers or sisters ever: drunk beer, wine or hard liquor (for example, vodka, whiskey or gin)?	97
251	Have any of your brothers or sisters ever: smoked marijuana?	97
252	Have any of your brothers or sisters ever: smoked cigarettes?	98
253	Have any of your brothers or sisters ever: taken a handgun to school?	98
254	Have any of your brothers or sisters ever: been suspended or expelled from school?	98
255	Have any of your brothers or sisters ever: used e-cigarettes, e-cigars or e-hookahs (vaping)?	98
256	Have any of your brothers or sisters ever: used prescription drugs not prescribed to him/her?	99
257	Have you changed homes in the past year (the last 12 months)?	99
258	How many times have you changed homes since kindergarten?	99
259	Have you changed schools (including changing from elementary to middle and middle to high school) in the past year?	99
260	How many times have you changed schools since kindergarten (including changing from elementary to middle and middle to high school)?	100
261	Has anyone in your family ever had severe alcohol or drug problems?	100
262	About how many adults (over 21) have you known personally who in the past year have: used marijuana, crack, cocaine, or other drugs?	100
263	About how many adults (over 21) have you known personally who in the past year have: sold or dealt drugs?	101
264	About how many adults (over 21) have you known personally who in the past year have: done other things that could get them in trouble with the police, like stealing, selling stolen goods, mugging or assaulting others, etc.?	101
265	About how many adults (over 21) have you known personally who in the past year have: gotten drunk or high?	101
266	How honest were you in filling out this survey?	102

List of Figures

1	Grade Chart	12
2	Gender Chart	13
3	Age Chart	14

1 INTRODUCTION

This report was generated from data collected on the *2017 Arkansas Prevention Needs Assessment Student Survey*. This report contains basic frequency tables of all data collected and graphs on the selected demographic variables of grade, gender and age.

Questions regarding the information found in this report can be directed to:

International Survey Associates dba Pride Surveys

Mr. Jay Gleaton

2140 Newmarket Parkway

Suite 116

Marietta, GA 30067

Telephone: (800) 279-6361

Fax: (770) 726-9327

Website: <http://www.pridesurveys.com>

Grade Chart

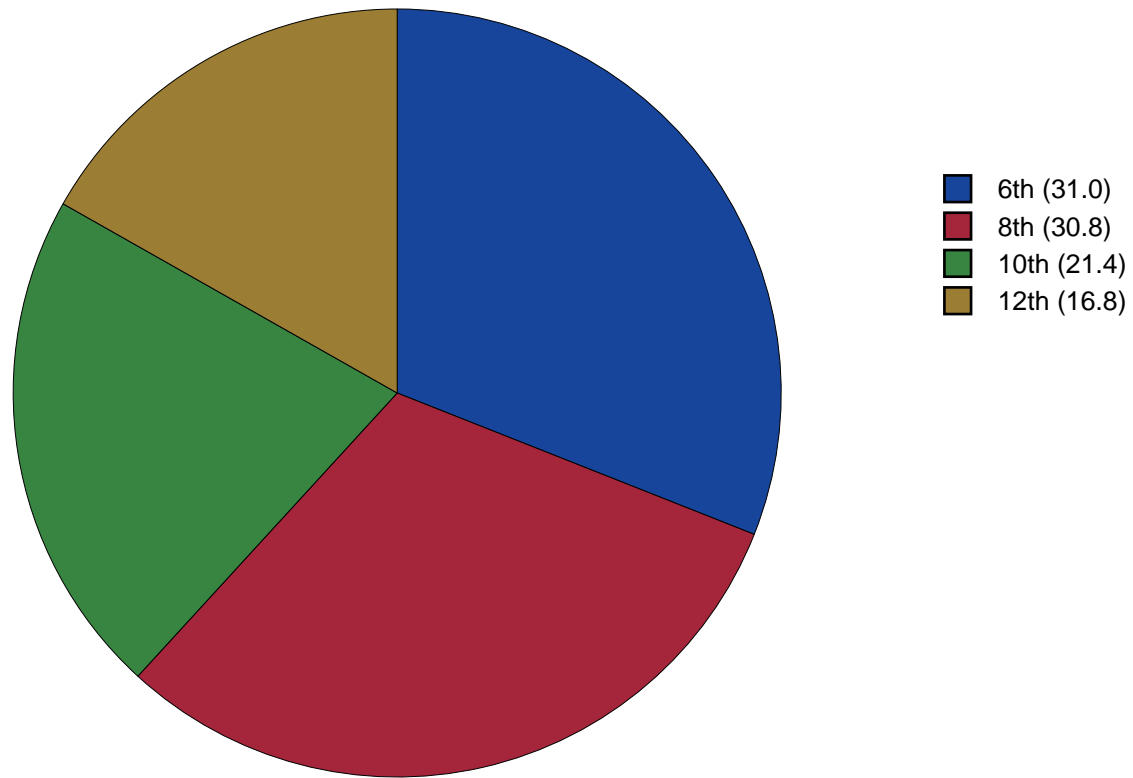


Figure 1: Grade Chart

Gender Chart

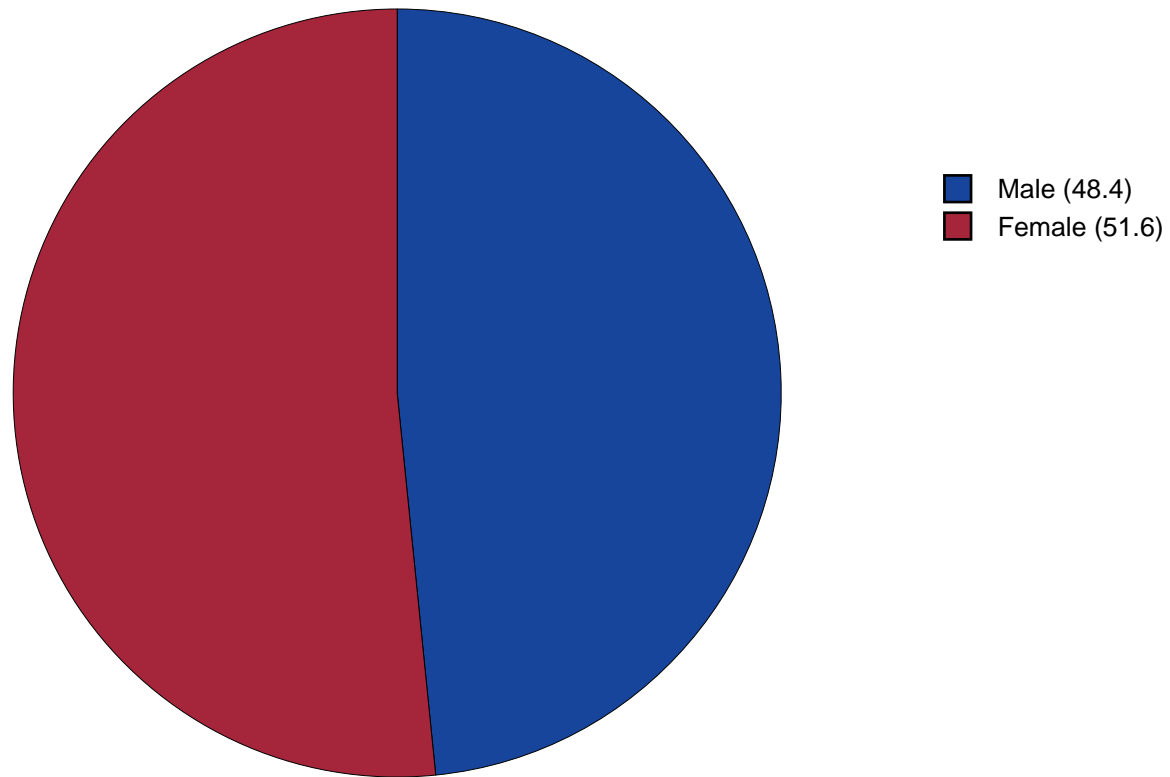


Figure 2: Gender Chart

Age Chart

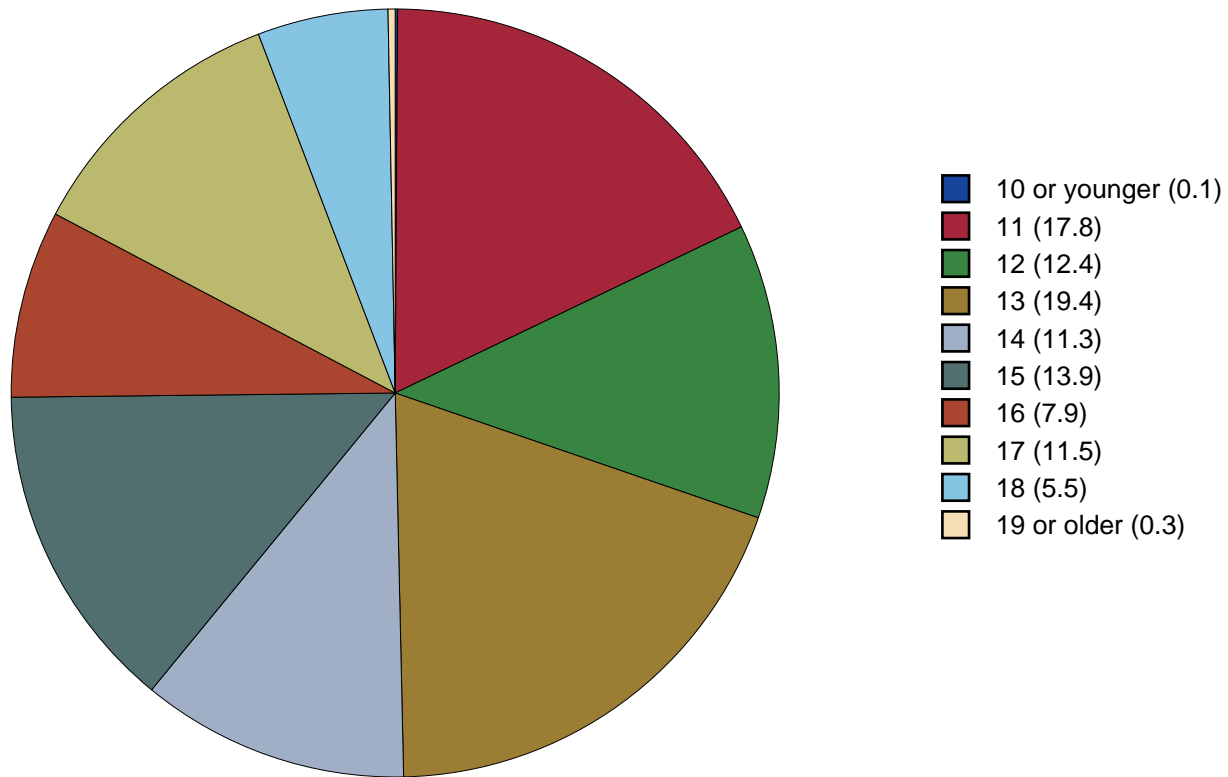


Figure 3: Age Chart

2 PERCENTAGE TABLES

The following tables contain frequency distribution detailing how your students responded to each question on the survey. The tables appear in the same order as the questions on the survey. The tables include breakdowns by grade level as well as overall percentages. The *N of Valid* row is a frequency count of the number of valid responses to each question for each grade and overall. The *N of Miss* row is a frequency count of the number of invalid (marked more than one response) or missing (i.e. did not respond) responses to each question for each grade and overall.

For the questions that allowed more than one response (i.e. race, live with, etc.) each response becomes a separate table. If a student did not mark the response, that was counted as a NO response, and if they did mark the response, that was counted as a YES response. Since a non response is a valid response for these questions, the *N of Miss* will always be zero for these questions.

Table 1: Gender

Response	6	8	10	12	Total	
Male	48.3	49.8	48.2	46.2	48.4	
Female	51.7	50.2	51.8	53.8	51.6	
N of Valid	1052	1045	731	578	3406	
N of Miss	18	17	7	2	44	

Table 2: Age

Response	6	8	10	12	Total	
10 or younger	0.2	0.0	0.0	0.0	0.1	
11	57.6	0.0	0.0	0.0	17.8	
12	39.8	0.2	0.0	0.0	12.4	
13	2.4	60.5	0.0	0.0	19.4	
14	0.0	36.5	0.1	0.0	11.3	
15	0.0	2.7	61.0	0.0	13.9	
16	0.0	0.0	36.8	0.2	7.9	
17	0.0	0.0	2.0	65.8	11.5	
18	0.0	0.0	0.0	32.3	5.5	
19 or older	0.0	0.0	0.0	1.7	0.3	
N of Valid	1060	1057	733	579	3429	
N of Miss	10	5	5	1	21	

Table 3: Are you Hispanic or Latino?

Response	6	8	10	12	Total	
No	89.3	90.2	91.1	92.2	90.5	
Yes	10.7	9.8	8.9	7.8	9.5	
N of Valid	1009	1041	727	576	3353	
N of Miss	61	21	11	4	97	

Table 4: What is your race? Black or African American



Response	6	8	10	12	Total	
No	75.1	75.2	82.2	84.0	78.2	
Yes	24.9	24.8	17.8	16.0	21.8	
N of Valid	1045	1053	735	574	3407	
N of Miss	0	0	0	0	0	

Table 5: What is your race? Asian



Response	6	8	10	12	Total	
No	98.9	98.5	98.4	99.0	98.6	
Yes	1.1	1.5	1.6	1.0	1.4	
N of Valid	1045	1053	735	574	3407	
N of Miss	0	0	0	0	0	

Table 6: What is your race? American Indian



Response	6	8	10	12	Total	
No	95.7	95.5	97.7	98.1	96.5	
Yes	4.3	4.5	2.3	1.9	3.5	
N of Valid	1045	1053	735	574	3407	
N of Miss	0	0	0	0	0	

Table 7: What is your race? Alaska Native



Response	6	8	10	12	Total	
No	100.0	99.9	99.7	99.7	99.9	
Yes	0.0	0.1	0.3	0.3	0.1	
N of Valid	1045	1053	735	574	3407	
N of Miss	0	0	0	0	0	

Table 8: What is your race? White



Response	6	8	10	12	Total	
No	34.4	32.2	24.1	19.0	28.9	
Yes	65.6	67.8	75.9	81.0	71.1	
N of Valid	1045	1053	735	574	3407	
N of Miss	0	0	0	0	0	

Table 9: What is your race? Native Hawaiian or Other Pacific Islander



Response	6	8	10	12	Total	
No	99.3	99.1	99.3	99.5	99.3	
Yes	0.7	0.9	0.7	0.5	0.7	
N of Valid	1045	1053	735	574	3407	
N of Miss	0	0	0	0	0	

Table 10: What is your race? Other



Response	6	8	10	12	Total	
No	88.2	89.6	92.4	94.8	90.7	
Yes	11.8	10.4	7.6	5.2	9.3	
N of Valid	1045	1053	735	574	3407	
N of Miss	0	0	0	0	0	

Table 11: What is the highest level of schooling completed by your mother or father?

Response	6	8	10	12	Total
Completed grade school or less	2.5	1.9	1.1	1.2	1.8
Some high school	3.2	3.8	10.5	12.3	6.5
Completed high school	8.1	13.0	16.4	18.0	13.1
Some college	8.1	13.1	16.4	13.5	12.4
Completed college	26.0	31.3	28.5	27.0	28.3
Graduate or professional school after college	15.6	17.6	16.4	17.7	16.7
Don't know	34.5	18.3	9.4	8.1	19.6
Does not apply	2.0	1.0	1.2	2.3	1.5
N of Valid	1021	1047	731	571	3370
N of Miss	49	15	7	9	80

Table 12: Think of where you live most of the time. Which of the following people live there with you? Mother

Response	6	8	10	12	Total
No	11.7	12.7	12.7	15.4	12.8
Yes	88.3	87.3	87.3	84.6	87.2
N of Valid	1065	1058	735	570	3428
N of Miss	0	0	0	0	0

Table 13: Think of where you live most of the time. Which of the following people live there with you? Stepmother

Response	6	8	10	12	Total
No	93.7	93.4	93.6	94.4	93.7
Yes	6.3	6.6	6.4	5.6	6.3
N of Valid	1065	1058	735	570	3428
N of Miss	0	0	0	0	0

Table 14: Think of where you live most of the time. Which of the following people live there with you? Foster Mother



Response	6	8	10	12	Total	
No	99.1	99.8	99.7	99.5	99.5	
Yes	0.9	0.2	0.3	0.5	0.5	
N of Valid	1065	1058	735	570	3428	
N of Miss	0	0	0	0	0	

Table 15: Think of where you live most of the time. Which of the following people live there with you? Grandmother



Response	6	8	10	12	Total	
No	87.9	90.3	92.1	92.5	90.3	
Yes	12.1	9.7	7.9	7.5	9.7	
N of Valid	1065	1058	735	570	3428	
N of Miss	0	0	0	0	0	

Table 16: Think of where you live most of the time. Which of the following people live there with you? Aunt



Response	6	8	10	12	Total	
No	96.5	96.3	97.7	97.2	96.8	
Yes	3.5	3.7	2.3	2.8	3.2	
N of Valid	1065	1058	735	570	3428	
N of Miss	0	0	0	0	0	

Table 17: Think of where you live most of the time. Which of the following people live there with you? Father



Response	6	8	10	12	Total	
No	39.4	41.7	41.5	42.6	41.1	
Yes	60.6	58.3	58.5	57.4	58.9	
N of Valid	1065	1058	735	570	3428	
N of Miss	0	0	0	0	0	

Table 18: Think of where you live most of the time. Which of the following people live there with you? Stepfather



Response	6	8	10	12	Total	
No	83.0	83.9	81.1	83.0	82.9	
Yes	17.0	16.1	18.9	17.0	17.1	
N of Valid	1065	1058	735	570	3428	
N of Miss	0	0	0	0	0	

Table 19: Think of where you live most of the time. Which of the following people live there with you? Foster Father



Response	6	8	10	12	Total	
No	99.5	99.9	99.7	99.8	99.7	
Yes	0.5	0.1	0.3	0.2	0.3	
N of Valid	1065	1058	735	570	3428	
N of Miss	0	0	0	0	0	

Table 20: Think of where you live most of the time. Which of the following people live there with you? Grandfather



Response	6	8	10	12	Total	
No	93.9	94.5	94.4	96.0	94.5	
Yes	6.1	5.5	5.6	4.0	5.5	
N of Valid	1065	1058	735	570	3428	
N of Miss	0	0	0	0	0	

Table 21: Think of where you live most of the time. Which of the following people live there with you? Uncle



Response	6	8	10	12	Total	
No	96.0	96.4	97.4	97.7	96.7	
Yes	4.0	3.6	2.6	2.3	3.3	
N of Valid	1065	1058	735	570	3428	
N of Miss	0	0	0	0	0	

Table 22: Think of where you live most of the time. Which of the following people live there with you? Other Adults



Response	6	8	10	12	Total	
No	97.7	97.5	97.3	97.5	97.5	
Yes	2.3	2.5	2.7	2.5	2.5	
N of Valid	1065	1058	735	570	3428	
N of Miss	0	0	0	0	0	

Table 23: Think of where you live most of the time. Which of the following people live there with you? Brother(s)



Response	6	8	10	12	Total	
No	51.4	52.0	55.2	63.3	54.4	
Yes	48.6	48.0	44.8	36.7	45.6	
N of Valid	1065	1058	735	570	3428	
N of Miss	0	0	0	0	0	

Table 24: Think of where you live most of the time. Which of the following people live there with you? Stepbrother(s)



Response	6	8	10	12	Total	
No	94.2	93.8	94.8	96.0	94.5	
Yes	5.8	6.2	5.2	4.0	5.5	
N of Valid	1065	1058	735	570	3428	
N of Miss	0	0	0	0	0	

Table 25: Think of where you live most of the time. Which of the following people live there with you? Sister(s)



Response	6	8	10	12	Total	
No	51.3	54.3	56.6	65.6	55.7	
Yes	48.7	45.7	43.4	34.4	44.3	
N of Valid	1065	1058	735	570	3428	
N of Miss	0	0	0	0	0	

Table 26: Think of where you live most of the time. Which of the following people live there with you? Stepsister(s)



Response	6	8	10	12	Total	
No	94.8	94.1	95.8	96.8	95.2	
Yes	5.2	5.9	4.2	3.2	4.8	
N of Valid	1065	1058	735	570	3428	
N of Miss	0	0	0	0	0	

Table 27: Think of where you live most of the time. Which of the following people live there with you? Other Children



Response	6	8	10	12	Total	
No	96.5	95.4	95.0	94.9	95.6	
Yes	3.5	4.6	5.0	5.1	4.4	
N of Valid	1065	1058	735	570	3428	
N of Miss	0	0	0	0	0	

Table 28: In my school, students have lots of chances to help decide things like class activities and rules.





Response	6	8	10	12	Total	
NO!	11.8	9.9	8.5	10.9	10.3	
no	37.4	33.9	31.0	33.2	34.2	
yes	41.9	49.3	49.3	44.4	46.2	
YES!	8.9	7.0	11.2	11.6	9.2	
N of Valid	1050	1045	726	561	3382	
N of Miss	20	17	12	19	68	

Table 29: Teachers ask me to work on special classroom projects.





Response	6	8	10	12	Total	
NO!	6.6	8.6	7.3	7.6	7.5	
no	37.1	42.7	42.8	44.7	41.3	
yes	42.8	39.7	43.9	41.2	41.8	
YES!	13.5	9.0	6.1	6.5	9.4	
N of Valid	1035	1044	725	553	3357	
N of Miss	35	18	13	27	93	

Table 30: My teacher(s) notices when I am doing a good job and lets me know about it.

Response	6	8	10	12	Total
NO!	3.6	5.8	5.8	7.2	5.4
no	14.6	24.1	32.3	26.0	23.2
yes	50.2	49.5	46.0	54.3	49.7
YES!	31.6	20.6	15.9	12.5	21.7
N of Valid	1048	1047	718	558	3371
N of Miss	22	15	20	22	79

Table 31: There are lots of chances for students in my school to get involved in sports, clubs, and other school activities outside of class.

Response	6	8	10	12	Total
NO!	3.0	1.8	1.9	1.8	2.2
no	10.6	3.2	3.3	6.7	6.1
yes	36.9	32.0	36.8	44.0	36.6
YES!	49.4	63.0	57.9	47.5	55.1
N of Valid	1053	1046	725	554	3378
N of Miss	17	16	13	26	72

Table 32: There are lots of chances for students in my school to talk with a teacher one-on-one.

Response	6	8	10	12	Total
NO!	2.9	4.8	3.2	4.1	3.7
no	16.2	17.9	18.8	16.0	17.3
yes	45.6	48.8	52.8	52.6	49.3
YES!	35.3	28.5	25.2	27.2	29.7
N of Valid	1040	1045	722	555	3362
N of Miss	30	17	16	25	88

Table 33: I feel safe at my school.

Response	6	8	10	12	Total	
NO!	2.8	5.1	4.2	4.3	4.1	
no	7.0	13.9	10.8	11.8	10.7	
yes	35.0	51.4	60.7	55.7	49.0	
YES!	55.1	29.6	24.3	28.2	36.2	
N of Valid	1054	1043	721	553	3371	
N of Miss	16	19	17	27	79	

Table 34: The school lets my parents know when I have done something well.

Response	6	8	10	12	Total	
NO!	9.6	17.2	16.6	21.2	15.4	
no	32.3	43.2	48.1	46.8	41.4	
yes	39.8	30.4	28.6	25.6	32.2	
YES!	18.3	9.2	6.7	6.4	11.0	
N of Valid	1047	1040	721	551	3359	
N of Miss	23	22	17	29	91	

Table 35: My teachers praise me when I work hard in school.

Response	6	8	10	12	Total	
NO!	10.1	14.1	13.9	13.9	12.8	
no	32.2	43.2	45.8	42.7	40.3	
yes	41.3	34.3	32.5	35.1	36.2	
YES!	16.3	8.4	7.8	8.3	10.7	
N of Valid	1028	1036	718	553	3335	
N of Miss	42	26	20	27	115	

Table 36: Are your school grades better than the grades of most students in your class?

Response	6	8	10	12	Total	
NO!	7.4	5.1	4.8	5.5	5.8	
no	29.0	26.8	30.3	25.7	28.0	
yes	46.5	49.6	49.7	51.4	48.9	
YES!	17.1	18.6	15.2	17.5	17.2	
N of Valid	1035	1039	723	549	3346	
N of Miss	35	23	15	31	104	

Table 37: I have lots of chances to be part of class discussions or activities.

Response	6	8	10	12	Total	
NO!	3.4	2.3	2.2	3.3	2.8	
no	12.4	12.4	10.8	12.4	12.0	
yes	49.4	53.4	61.4	62.9	55.4	
YES!	34.8	31.9	25.7	21.5	29.7	
N of Valid	1050	1044	725	550	3369	
N of Miss	20	18	13	30	81	

Table 38: Now thinking back over the past year in school, how often did you: enjoy being in school?

Response	6	8	10	12	Total	
Never	5.0	5.4	8.1	12.5	7.0	
Seldom	11.5	13.2	15.5	15.8	13.6	
Sometimes	33.2	38.5	40.5	39.3	37.4	
Often	26.3	29.6	26.5	24.7	27.1	
Almost always	24.0	13.2	9.4	7.6	14.9	
N of Valid	1049	1050	724	550	3373	
N of Miss	21	12	14	30	77	

Table 39: Now thinking back over the past year in school, how often did you: hate being in school?

Response	6	8	10	12	Total	
Never	16.1	7.4	5.8	5.5	9.4	
Seldom	33.7	30.8	20.5	17.4	27.3	
Sometimes	29.3	33.6	39.3	41.3	34.7	
Often	12.5	18.2	22.6	21.0	17.8	
Almost always	8.4	10.1	11.8	14.8	10.7	
N of Valid	1044	1046	721	547	3358	
N of Miss	26	16	17	33	92	

Table 40: Now thinking back over the past year in school, how often did you: try to do your best work in school?

Response	6	8	10	12	Total	
Never	0.1	0.5	0.6	0.9	0.4	
Seldom	0.9	1.1	1.4	4.4	1.6	
Sometimes	4.6	9.1	10.8	14.3	8.9	
Often	17.4	27.4	37.0	37.4	28.0	
Almost always	77.0	61.9	50.2	42.9	61.0	
N of Valid	1038	1043	719	545	3345	
N of Miss	32	19	19	35	105	

Table 41: How often do you feel that the school work you are assigned is meaningful and important?

Response	6	8	10	12	Total	
Never	3.6	6.3	6.5	10.2	6.2	
Seldom	9.2	15.8	25.3	25.3	17.4	
Sometimes	26.1	33.2	37.0	38.4	32.7	
Often	31.2	28.8	21.9	20.2	26.7	
Almost always	29.8	15.8	9.2	5.8	17.2	
N of Valid	1049	1048	718	549	3364	
N of Miss	21	14	20	31	86	

Table 42: Putting them all together, what were your grades like last year?

Response	6	8	10	12	Total
Mostly F's	1.0	0.5	0.1	0.7	0.6
Mostly D's	1.9	1.9	2.0	2.2	2.0
Mostly C's	9.4	7.6	12.8	13.9	10.3
Mostly B's	33.5	34.3	36.0	37.2	34.9
Mostly A's	54.2	55.7	49.1	46.0	52.2
N of Valid	1009	1019	703	541	3272
N of Miss	61	43	35	39	178

Table 43: How important do you think the things you are learning in school are going to be for your later life?

Response	6	8	10	12	Total
Very important	45.1	23.9	13.1	8.8	25.8
Quite important	26.1	26.8	22.0	19.4	24.4
Fairly important	18.7	28.9	33.4	33.4	27.4
Slightly important	8.4	17.4	25.0	28.3	18.0
Not at all important	1.7	3.0	6.5	10.1	4.5
N of Valid	1050	1052	719	545	3366
N of Miss	20	10	19	35	84

Table 44: During the LAST FOUR WEEKS how many whole days of school have you missed because you skipped or "cut"?

Response	6	8	10	12	Total
None	63.9	74.4	74.6	59.6	68.8
1	13.8	10.8	11.5	12.5	12.2
2	8.6	6.3	4.1	10.8	7.3
3	7.2	4.0	4.4	6.2	5.4
4-5	4.4	2.8	3.2	6.1	3.9
6-10	1.5	1.2	1.9	3.9	1.9
11 or more	0.7	0.5	0.3	0.9	0.6
N of Valid	1047	1051	724	544	3366
N of Miss	23	11	14	36	84

Table 45: What are the chances you would be seen as cool if you: smoked cigarettes?






Response	6	8	10	12	Total	
No or very little chance	91.1	75.0	62.0	60.6	74.8	
Little chance	4.8	13.5	18.6	18.4	12.7	
Some chance	1.7	7.8	12.0	11.8	7.5	
Pretty good chance	0.9	2.2	6.0	5.2	3.1	
Very good chance	1.5	1.5	1.4	4.1	1.9	
N of Valid	1033	1043	716	543	3335	
N of Miss	37	19	22	37	115	

Table 46: What are the chances you would be seen as cool if you: worked hard at school?






Response	6	8	10	12	Total	
No or very little chance	5.5	11.1	11.7	16.8	10.4	
Little chance	7.3	13.1	16.7	19.2	13.1	
Some chance	15.3	23.9	24.1	24.9	21.4	
Pretty good chance	27.7	26.3	29.0	19.7	26.3	
Very good chance	44.2	25.6	18.4	19.5	28.8	
N of Valid	1035	1041	717	543	3336	
N of Miss	35	21	21	37	114	

Table 47: What are the chances you would be seen as cool if you: began drinking alcoholic beverages regularly, that is, at least once or twice a month?






Response	6	8	10	12	Total	
No or very little chance	88.0	67.8	50.8	45.6	66.8	
Little chance	7.0	15.1	16.8	17.7	13.4	
Some chance	2.2	9.2	16.8	17.7	10.1	
Pretty good chance	1.6	5.7	11.0	10.7	6.4	
Very good chance	1.2	2.2	4.6	8.3	3.4	
N of Valid	1029	1044	720	542	3335	
N of Miss	41	18	18	38	115	

Table 48: What are the chances you would be seen as cool if you: defended someone who was being bullied?

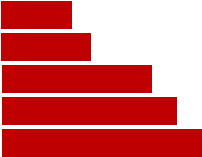
Response	6	8	10	12	Total	
No or very little chance	7.0	7.4	10.3	14.4	9.1	
Little chance	5.8	12.5	18.3	15.4	12.1	
Some chance	14.1	23.1	28.5	27.4	22.2	
Pretty good chance	26.0	28.6	24.7	24.6	26.3	
Very good chance	47.1	28.4	18.2	18.1	30.4	
N of Valid	1036	1042	716	540	3334	
N of Miss	34	20	22	40	116	

Table 49: What are the chances you would be seen as cool if you: smoked marijuana?


Response	6	8	10	12	Total	
No or very little chance	92.3	69.0	51.9	48.4	69.2	
Little chance	2.5	11.4	14.6	13.8	9.7	
Some chance	2.0	8.1	13.5	17.3	8.9	
Pretty good chance	1.5	6.0	11.0	9.6	6.2	
Very good chance	1.7	5.5	9.0	10.9	5.9	
N of Valid	1029	1037	719	543	3328	
N of Miss	41	25	19	37	122	

Table 50: What are the chances you would be seen as cool if you: carried a handgun?


Response	6	8	10	12	Total	
No or very little chance	83.4	75.4	71.2	67.5	75.7	
Little chance	8.1	11.6	14.0	15.0	11.6	
Some chance	4.2	5.7	7.4	9.2	6.2	
Pretty good chance	2.0	4.3	3.9	3.9	3.5	
Very good chance	2.3	3.1	3.5	4.4	3.2	
N of Valid	1029	1043	719	541	3332	
N of Miss	41	19	19	39	118	

Table 51: What are the chances you would be seen as cool if you: used e-cigarettes, e-cigars or e-hookahs (vaping)?






Response	6	8	10	12	Total	
No or very little chance	88.3	64.4	50.8	49.4	66.4	
Little chance	6.1	11.9	12.3	12.8	10.3	
Some chance	2.4	10.4	13.6	14.4	9.3	
Pretty good chance	1.4	6.4	11.7	11.8	6.9	
Very good chance	1.8	6.9	11.6	11.6	7.1	
N of Valid	1031	1047	718	541	3337	
N of Miss	39	15	20	39	113	

Table 52: What are the chances you would be seen as cool if you: bullied someone or cyber bullied someone?






Response	6	8	10	12	Total	
No or very little chance	88.3	64.4	50.8	49.4	66.4	
Little chance	6.1	11.9	12.3	12.8	10.3	
Some chance	2.4	10.4	13.6	14.4	9.3	
Pretty good chance	1.4	6.4	11.7	11.8	6.9	
Very good chance	1.8	6.9	11.6	11.6	7.1	
N of Valid	1031	1047	718	541	3337	
N of Miss	39	15	20	39	113	

Table 53: Think of your four best friends (the friends you feel closest to). In the past year (12 months), how many of your best friends have: participated in clubs, organizations or activities at school?






Response	6	8	10	12	Total	
0	15.0	8.3	9.9	12.9	11.5	
1	11.4	9.3	8.6	9.0	9.7	
2	17.7	17.3	15.2	15.4	16.7	
3	18.1	17.9	14.8	14.6	16.8	
4	37.8	47.2	51.5	48.1	45.4	
N of Valid	1027	1043	710	534	3314	
N of Miss	43	19	28	46	136	

Table 54: Think of your four best friends (the friends you feel closest to). In the past year (12 months), how many of your best friends have: smoked cigarettes?


Response	6	8	10	12	Total	
0	96.3	84.7	67.3	54.0	79.7	
1	2.8	9.0	16.0	15.8	9.7	
2	0.5	3.8	9.3	11.9	5.3	
3	0.1	1.2	4.0	5.5	2.1	
4	0.3	1.3	3.4	12.8	3.3	
N of Valid	1029	1043	707	531	3310	
N of Miss	41	19	31	49	140	

Table 55: Think of your four best friends (the friends you feel closest to). In the past year (12 months), how many of your best friends have: tried beer, wine or hard liquor (for example, vodka, whiskey, or gin) when their parents didn't know about it?


Response	6	8	10	12	Total	
0	91.2	68.6	47.3	38.3	66.2	
1	6.0	14.0	18.8	13.9	12.5	
2	1.6	8.5	12.0	12.8	7.8	
3	0.5	4.3	7.7	8.1	4.4	
4	0.7	4.6	14.2	27.0	9.0	
N of Valid	1039	1043	711	533	3326	
N of Miss	31	19	27	47	124	

Table 56: Think of your four best friends (the friends you feel closest to). In the past year (12 months), how many of your best friends have: used e-cigarettes, e-cigars, or e-hookahs?


Response	6	8	10	12	Total	
0	95.7	81.5	58.5	48.6	75.7	
1	3.0	8.5	14.8	12.4	8.7	
2	0.6	4.2	10.6	10.5	5.4	
3	0.3	2.2	5.2	8.8	3.3	
4	0.5	3.6	11.0	19.7	6.8	
N of Valid	1037	1047	710	533	3327	
N of Miss	33	15	28	47	123	

Table 57: Think of your four best friends (the friends you feel closest to). In the past year (12 months), how many of your best friends have: used marijuana?






Response	6	8	10	12	Total	
0	97.7	84.4	66.8	51.7	79.5	
1	1.4	7.9	14.8	15.2	8.5	
2	0.5	3.9	8.1	11.1	4.9	
3	0.2	1.5	3.2	7.1	2.4	
4	0.3	2.2	7.1	14.8	4.7	
N of Valid	1029	1039	708	532	3308	
N of Miss	41	23	30	48	142	

Table 58: Think of your four best friends (the friends you feel closest to). In the past year (12 months), how many of your best friends have: used prescription drugs or non-prescription drugs for the purpose of getting high?






Response	6	8	10	12	Total	
0	97.6	91.8	83.7	76.9	89.5	
1	1.7	4.9	8.2	9.4	5.3	
2	0.2	1.6	3.2	5.5	2.1	
3	0.3	1.0	2.0	2.1	1.1	
4	0.2	0.8	3.0	6.2	1.9	
N of Valid	1037	1046	710	532	3325	
N of Miss	33	16	28	48	125	

Table 59: Think of your four best friends (the friends you feel closest to). In the past year (12 months), how many of your best friends have: used synthetic marijuana (K2, spice) or bath salts?






Response	6	8	10	12	Total	
0	98.1	96.8	94.4	93.0	96.1	
1	1.2	1.8	2.5	3.0	2.0	
2	0.3	0.6	1.1	2.3	0.9	
3	0.2	0.3	0.4	0.0	0.2	
4	0.3	0.5	1.5	1.7	0.8	
N of Valid	1031	1044	710	532	3317	
N of Miss	39	18	28	48	133	

Table 60: Think of your four best friends (the friends you feel closest to). In the past year (12 months), how many of your best friends have: used LSD, cocaine, amphetamines, or other illegal drugs?


Response	6	8	10	12	Total	
0	98.5	95.9	94.2	84.7	94.5	
1	0.9	2.9	3.2	7.1	3.0	
2	0.1	1.1	1.1	3.6	1.2	
3	0.1	0.1	0.7	1.5	0.5	
4	0.4	0.1	0.7	3.2	0.8	
N of Valid	1030	1044	710	535	3319	
N of Miss	40	18	28	45	131	

Table 61: Think of your four best friends (the friends you feel closest to). In the past year (12 months), how many of your best friends have: been bullied?

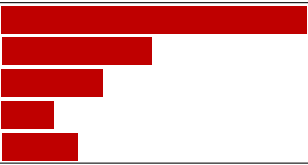
Response	6	8	10	12	Total	
0	39.1	44.9	53.6	62.9	47.8	
1	27.6	22.4	19.7	14.2	22.1	
2	14.9	15.8	13.9	9.8	14.2	
3	6.6	6.8	5.1	4.5	6.0	
4	11.7	10.1	7.8	8.5	9.9	
N of Valid	1024	1037	707	528	3296	
N of Miss	46	25	31	52	154	

Table 62: Think of your four best friends (the friends you feel closest to). In the past year (12 months), how many of your best friends have: been suspended from school?


Response	6	8	10	12	Total	
0	72.9	64.7	72.8	75.9	70.8	
1	14.0	19.8	16.0	13.7	16.2	
2	5.9	8.0	6.8	6.6	6.9	
3	3.0	3.2	1.6	1.7	2.5	
4	4.2	4.3	2.8	2.1	3.6	
N of Valid	1025	1044	707	532	3308	
N of Miss	45	18	31	48	142	

Table 63: Think of your four best friends (the friends you feel closest to). In the past year (12 months), how many of your best friends have: carried a handgun?






Response	6	8	10	12	Total	
0	96.0	92.7	92.9	89.1	93.2	
1	2.7	4.2	3.7	4.7	3.7	
2	0.7	1.2	1.0	2.1	1.1	
3	0.1	0.4	1.0	1.7	0.6	
4	0.5	1.4	1.4	2.4	1.3	
N of Valid	1037	1044	708	533	3322	
N of Miss	33	18	30	47	128	

Table 64: Think of your four best friends (the friends you feel closest to). In the past year (12 months), how many of your best friends have: sold illegal drugs?






Response	6	8	10	12	Total	
0	98.7	95.1	90.9	81.3	93.1	
1	0.9	3.6	4.8	9.7	4.0	
2	0.0	0.7	2.5	4.1	1.4	
3	0.1	0.2	0.4	1.1	0.4	
4	0.3	0.5	1.3	3.7	1.1	
N of Valid	1025	1041	706	534	3306	
N of Miss	45	21	32	46	144	

Table 65: Think of your four best friends (the friends you feel closest to). In the past year (12 months), how many of your best friends have: regularly attended religious services?






Response	6	8	10	12	Total	
0	36.3	23.4	22.2	29.5	28.0	
1	9.5	14.3	14.8	15.5	13.1	
2	12.2	17.0	20.3	14.7	15.9	
3	12.7	20.3	15.8	14.9	16.2	
4	29.2	25.1	26.8	25.3	26.8	
N of Valid	989	1037	708	529	3263	
N of Miss	81	25	30	51	187	

Table 66: Think of your four best friends (the friends you feel closest to). In the past year (12 months), how many of your best friends have: stolen or tried to steal a motor vehicle such as a car or motorcycle?






Response	6	8	10	12	Total	
0	98.0	96.6	96.2	95.8	96.8	
1	1.6	2.1	2.7	2.6	2.2	
2	0.2	0.9	0.7	0.6	0.6	
3	0.0	0.2	0.1	0.0	0.1	
4	0.2	0.3	0.3	0.9	0.4	
N of Valid	1037	1048	709	530	3324	
N of Miss	33	14	29	50	126	

Table 67: Think of your four best friends (the friends you feel closest to). In the past year (12 months), how many of your best friends have: been arrested?






Response	6	8	10	12	Total	
0	97.5	90.5	90.6	88.5	92.4	
1	1.6	7.0	6.6	6.8	5.2	
2	0.6	1.1	1.4	2.3	1.2	
3	0.0	0.8	1.0	0.4	0.5	
4	0.3	0.6	0.4	2.1	0.7	
N of Valid	1033	1047	709	531	3320	
N of Miss	37	15	29	49	130	

Table 68: Think of your four best friends (the friends you feel closest to). In the past year (12 months), how many of your best friends have: dropped out of school?






Response	6	8	10	12	Total	
0	96.4	96.6	94.2	93.2	95.5	
1	2.8	2.7	4.6	4.3	3.4	
2	0.7	0.2	0.7	1.1	0.6	
3	0.0	0.1	0.1	0.4	0.1	
4	0.1	0.4	0.3	0.9	0.4	
N of Valid	1032	1043	710	533	3318	
N of Miss	38	19	28	47	132	

Table 69: Think of your four best friends (the friends you feel closest to). In the past year (12 months), how many of your best friends have: been members of a gang?






Response	6	8	10	12	Total	
0	94.4	91.7	92.7	91.4	92.7	
1	2.7	4.7	2.8	3.2	3.4	
2	1.1	1.6	1.3	2.3	1.5	
3	0.5	0.3	0.7	0.8	0.5	
4	1.4	1.7	2.5	2.4	1.9	
N of Valid	1029	1044	708	532	3313	
N of Miss	41	18	30	48	137	

Table 70: How old were you when you first: smoked marijuana?










Response	6	8	10	12	Total	
Never	99.4	92.1	84.6	65.7	88.5	
10 or younger	0.3	0.9	1.3	0.4	0.7	
11	0.3	1.9	0.7	1.3	1.1	
12	0.0	1.6	1.4	2.4	1.2	
13	0.0	2.8	3.4	2.8	2.0	
14	0.0	0.5	3.2	4.3	1.5	
15	0.0	0.1	4.5	6.3	2.0	
16	0.0	0.0	0.8	9.5	1.7	
17 or older	0.0	0.1	0.0	7.3	1.2	
N of Valid	1042	1039	709	536	3326	
N of Miss	28	23	29	44	124	

Table 71: How old were you when you first: smoked a cigarette, even just a puff?










Response	6	8	10	12	Total	
Never	95.5	84.5	75.3	62.3	82.4	
10 or younger	3.1	6.3	5.6	3.5	4.7	
11	1.0	2.8	2.0	2.6	2.0	
12	0.5	2.4	2.8	3.7	2.1	
13	0.0	2.7	3.7	3.9	2.2	
14	0.0	1.2	5.2	5.0	2.3	
15	0.0	0.0	4.2	6.3	1.9	
16	0.0	0.0	1.3	7.2	1.4	
17 or older	0.0	0.0	0.0	5.4	0.9	
N of Valid	1043	1041	712	539	3335	
N of Miss	27	21	26	41	115	

Table 72: How old were you when you first: had more than a sip or two of beer, wine or hard liquor (for example, vodka, whiskey, or gin)?










Response	6	8	10	12	Total	
Never	89.1	69.4	56.5	40.6	68.2	
10 or younger	7.7	9.8	4.8	6.0	7.5	
11	2.6	3.9	2.9	1.9	2.9	
12	0.7	6.6	5.3	2.4	3.8	
13	0.0	8.3	7.0	5.8	5.0	
14	0.0	1.9	9.5	7.5	3.8	
15	0.0	0.1	11.9	11.4	4.4	
16	0.0	0.0	1.8	13.8	2.6	
17 or older	0.0	0.0	0.1	10.7	1.7	
N of Valid	1042	1036	713	535	3326	
N of Miss	28	26	25	45	124	

Table 73: How old were you when you first: began drinking alcoholic beverages regularly, that is, at least once or twice a month?










Response	6	8	10	12	Total	
Never	99.4	94.8	88.5	75.5	91.8	
10 or younger	0.2	0.4	0.3	0.4	0.3	
11	0.4	1.1	0.4	0.2	0.6	
12	0.0	0.6	0.3	0.9	0.4	
13	0.0	2.1	1.5	1.5	1.2	
14	0.0	0.9	2.5	2.0	1.1	
15	0.0	0.1	4.9	4.1	1.7	
16	0.0	0.0	1.5	7.8	1.6	
17 or older	0.0	0.1	0.0	7.6	1.3	
N of Valid	1043	1044	712	538	3337	
N of Miss	27	18	26	42	113	

Table 74: How old were you when you first: used Pegaramide (peg, Peggy)?


Response	6	8	10	12	Total	
Never	100.0	100.0	100.0	100.0	100.0	
10 or younger	0.0	0.0	0.0	0.0	0.0	
11	0.0	0.0	0.0	0.0	0.0	
12	0.0	0.0	0.0	0.0	0.0	
13	0.0	0.0	0.0	0.0	0.0	
14	0.0	0.0	0.0	0.0	0.0	
15	0.0	0.0	0.0	0.0	0.0	
16	0.0	0.0	0.0	0.0	0.0	
17 or older	0.0	0.0	0.0	0.0	0.0	
N of Valid	1015	1034	710	537	3296	
N of Miss	55	28	28	43	154	

Table 75: How old were you when you first: got suspended from school?










Response	6	8	10	12	Total	
Never	86.2	80.2	82.0	81.7	82.7	
10 or younger	8.3	8.0	5.6	3.9	6.9	
11	4.0	3.1	2.0	2.2	3.0	
12	1.4	3.6	2.7	2.4	2.5	
13	0.2	3.6	2.4	2.4	2.1	
14	0.0	1.2	2.4	1.7	1.2	
15	0.0	0.2	2.3	2.8	1.0	
16	0.0	0.0	0.6	1.5	0.4	
17 or older	0.0	0.0	0.1	1.3	0.2	
N of Valid	1037	1043	711	536	3327	
N of Miss	33	19	27	44	123	

Table 76: How old were you when you first: got arrested?










Response	6	8	10	12	Total	
Never	99.0	96.4	96.2	96.1	97.1	
10 or younger	0.8	0.8	0.6	0.4	0.7	
11	0.1	0.7	0.3	0.0	0.3	
12	0.1	0.9	0.4	0.2	0.4	
13	0.0	0.8	0.4	1.1	0.5	
14	0.0	0.3	0.7	0.4	0.3	
15	0.0	0.2	1.1	0.4	0.4	
16	0.0	0.0	0.3	0.9	0.2	
17 or older	0.0	0.0	0.0	0.6	0.1	
N of Valid	1038	1038	712	537	3325	
N of Miss	32	24	26	43	125	

Table 77: How old were you when you first: carried a handgun?










Response	6	8	10	12	Total	
Never	96.9	92.3	94.1	93.3	94.3	
10 or younger	1.7	2.8	1.5	2.1	2.1	
11	1.0	1.1	0.3	0.2	0.7	
12	0.4	1.6	0.7	0.4	0.8	
13	0.0	1.2	0.7	0.4	0.6	
14	0.0	0.9	1.4	0.6	0.7	
15	0.0	0.0	1.1	0.6	0.3	
16	0.0	0.0	0.1	1.7	0.3	
17 or older	0.0	0.1	0.0	0.9	0.2	
N of Valid	1035	1043	710	534	3322	
N of Miss	35	19	28	46	128	

Table 78: How old were you when you first: used e-cigarettes, e-cigars, or e-hookahs (vaping)?










Response	6	8	10	12	Total	
Never	96.3	86.4	74.8	60.6	82.8	
10 or younger	1.7	1.0	0.6	0.6	1.1	
11	1.7	1.6	0.8	0.7	1.4	
12	0.1	2.8	1.4	1.5	1.4	
13	0.1	6.2	5.5	3.2	3.7	
14	0.0	1.8	6.5	5.2	2.8	
15	0.0	0.2	7.9	9.3	3.2	
16	0.0	0.0	2.7	11.2	2.4	
17 or older	0.0	0.0	0.0	7.7	1.2	
N of Valid	1034	1043	713	535	3325	
N of Miss	36	19	25	45	125	

Table 79: How old were you when you first: belonged to a gang?










Response	6	8	10	12	Total	
Never	98.3	97.3	96.8	96.1	97.3	
10 or younger	0.7	0.7	0.7	1.1	0.8	
11	0.5	0.3	0.4	0.0	0.3	
12	0.6	0.6	0.3	0.2	0.5	
13	0.0	0.7	0.3	0.0	0.3	
14	0.0	0.5	0.6	0.6	0.4	
15	0.0	0.0	0.7	0.4	0.2	
16	0.0	0.0	0.3	1.1	0.2	
17 or older	0.0	0.0	0.0	0.6	0.1	
N of Valid	1035	1037	713	535	3320	
N of Miss	35	25	25	45	130	

Table 80: How old were you when you first: used prescription drugs not prescribed to you?










Response	6	8	10	12	Total	
Never	97.8	94.6	89.5	83.4	92.7	
10 or younger	1.1	1.2	1.7	1.5	1.3	
11	0.9	1.0	0.8	0.7	0.9	
12	0.3	1.4	0.4	0.7	0.8	
13	0.0	1.2	2.0	1.9	1.1	
14	0.0	0.6	2.9	2.1	1.1	
15	0.0	0.0	1.8	3.4	0.9	
16	0.0	0.0	0.6	3.7	0.7	
17 or older	0.0	0.0	0.3	2.6	0.5	
N of Valid	1036	1041	713	536	3326	
N of Miss	34	21	25	44	124	

Table 81: How wrong do you think it is for someone your age to: take a handgun to school?

Response	6	8	10	12	Total	
Very wrong	91.9	89.0	86.5	87.9	89.2	
Wrong	6.1	8.0	10.3	9.2	8.1	
A little bit wrong	1.1	2.3	2.2	2.1	1.9	
Not at all wrong	0.9	0.7	1.0	0.9	0.8	
N of Valid	1048	1050	717	535	3350	
N of Miss	22	12	21	45	100	

Table 82: How wrong do you think it is for someone your age to: steal anything?

Response	6	8	10	12	Total	
Very wrong	74.3	58.5	60.6	71.6	66.0	
Wrong	22.4	35.1	31.5	19.8	27.9	
A little bit wrong	2.6	5.5	7.0	7.5	5.2	
Not at all wrong	0.7	0.9	1.0	1.1	0.9	
N of Valid	1038	1046	715	535	3334	
N of Miss	32	16	23	45	116	

Table 83: How wrong do you think it is for someone your age to: pick a fight with someone?

Response	6	8	10	12	Total	
Very wrong	57.3	40.8	40.7	52.1	47.8	
Wrong	28.8	36.7	37.6	29.7	33.3	
A little bit wrong	11.6	18.6	18.9	13.5	15.7	
Not at all wrong	2.2	3.8	2.8	4.7	3.2	
N of Valid	1040	1043	708	535	3326	
N of Miss	30	19	30	45	124	

Table 84: How wrong do you think it is for someone your age to: attack someone with the idea of seriously hurting them?





Response	6	8	10	12	Total	
Very wrong	89.4	78.0	76.2	74.6	80.7	
Wrong	8.2	16.2	17.9	18.5	14.4	
A little bit wrong	1.2	4.1	4.5	4.3	3.3	
Not at all wrong	1.2	1.6	1.4	2.6	1.6	
N of Valid	1041	1043	715	535	3334	
N of Miss	29	19	23	45	116	

Table 85: How wrong do you think it is for someone your age to: stay away from school all day when their parents think they are at school?





Response	6	8	10	12	Total	
Very wrong	81.2	61.2	54.8	55.0	65.1	
Wrong	14.4	28.9	30.1	26.6	24.2	
A little bit wrong	3.5	8.4	13.0	13.1	8.6	
Not at all wrong	0.9	1.5	2.1	5.3	2.0	
N of Valid	1044	1043	714	533	3334	
N of Miss	26	19	24	47	116	

Table 86: How wrong do you think it is for someone your age to: drink beer, wine or hard liquor (for example, vodka, whiskey, or gin) regularly?





Response	6	8	10	12	Total	
Very wrong	92.0	71.7	54.7	43.3	69.9	
Wrong	5.2	17.8	23.0	21.5	15.6	
A little bit wrong	1.8	7.9	17.9	24.3	10.8	
Not at all wrong	1.0	2.6	4.3	10.9	3.8	
N of Valid	1044	1047	716	534	3341	
N of Miss	26	15	22	46	109	

Table 87: How wrong do you think it is for someone your age to: smoke cigarettes?





Response	6	8	10	12	Total	
Very wrong	93.3	77.5	65.3	53.5	75.9	
Wrong	4.9	16.1	19.6	17.4	13.6	
A little bit wrong	1.0	5.1	11.3	15.9	6.9	
Not at all wrong	0.9	1.3	3.8	13.1	3.6	
N of Valid	1039	1040	718	533	3330	
N of Miss	31	22	20	47	120	

Table 88: How wrong do you think it is for someone your age to: smoke marijuana?





Response	6	8	10	12	Total	
Very wrong	95.3	77.9	59.5	50.2	74.9	
Wrong	2.8	12.2	20.0	16.1	11.5	
A little bit wrong	0.5	5.6	11.6	16.5	7.0	
Not at all wrong	1.4	4.4	8.9	17.2	6.5	
N of Valid	1042	1044	716	534	3336	
N of Miss	28	18	22	46	114	

Table 89: How wrong do you think it is for someone your age to: use prescription drugs or non-prescription drugs for the purpose of getting high?





Response	6	8	10	12	Total	
Very wrong	95.7	86.3	80.9	77.0	86.6	
Wrong	2.8	10.4	13.7	14.8	9.4	
A little bit wrong	0.9	2.3	3.5	4.9	2.5	
Not at all wrong	0.7	1.1	2.0	3.4	1.5	
N of Valid	1042	1041	716	535	3334	
N of Miss	28	21	22	45	116	

Table 90: How wrong do you think it is for someone your age to: use synthetic marijuana (K2, spice) or bath salts?





Response	6	8	10	12	Total	
Very wrong	95.2	88.1	84.6	86.9	89.4	
Wrong	3.2	9.6	11.6	9.3	8.0	
A little bit wrong	0.5	1.6	2.2	2.2	1.5	
Not at all wrong	1.2	0.7	1.5	1.5	1.1	
N of Valid	1039	1040	714	535	3328	
N of Miss	31	22	24	45	122	

Table 91: How wrong do you think it is for someone your age to: use LSD, cocaine, amphetamines or another illegal drug?





Response	6	8	10	12	Total	
Very wrong	96.8	91.2	88.7	85.8	91.6	
Wrong	2.1	7.1	8.5	9.0	6.1	
A little bit wrong	0.2	1.2	1.8	2.2	1.2	
Not at all wrong	0.9	0.5	1.0	3.0	1.1	
N of Valid	1044	1043	716	535	3338	
N of Miss	26	19	22	45	112	

Table 92: How wrong do you think it is for someone your age to: use e-cigarettes, e-cigars or e-hookahs (vaping)?





Response	6	8	10	12	Total	
Very wrong	91.4	70.3	51.4	45.9	68.9	
Wrong	4.1	13.0	17.2	12.0	11.0	
A little bit wrong	2.5	11.2	18.7	18.7	11.3	
Not at all wrong	1.9	5.5	12.7	23.4	8.8	
N of Valid	1038	1040	716	534	3328	
N of Miss	32	22	22	46	122	

Table 93: At school during the past 12 months, did you receive help from the resource teacher, speech therapist or other special education teacher?

Response	6	8	10	12	Total
No	0.0	0.0	0.0	0.0	0.0
Yes	0.0	0.0	0.0	0.0	0.0
N of Valid	0	0	0	0	0
N of Miss	0	0	0	0	0

Table 94: How many times in the past year (12 months) have you: been suspended from school?

Response	6	8	10	12	Total
Never	89.7	88.7	91.6	92.1	90.2
1 to 2 times	8.2	9.1	6.0	6.6	7.8
3 to 5 times	1.6	1.2	1.8	1.3	1.5
6 to 9 times	0.2	0.4	0.3	0.0	0.2
10+ times	0.2	0.6	0.3	0.0	0.3
N of Valid	1043	1044	713	532	3332
N of Miss	27	18	25	48	118

Table 95: How many times in the past year (12 months) have you: carried a handgun?

Response	6	8	10	12	Total
Never	97.2	93.6	95.0	94.0	95.1
1 to 2 times	2.0	3.8	2.8	2.8	2.9
3 to 5 times	0.3	1.1	0.6	1.3	0.8
6 to 9 times	0.0	0.5	0.6	0.0	0.3
10+ times	0.5	1.2	1.1	1.9	1.1
N of Valid	1038	1039	713	532	3322
N of Miss	32	23	25	48	128

Table 96: How many times in the past year (12 months) have you: sold illegal drugs?






Response	6	8	10	12	Total	
Never	99.8	99.1	97.0	93.8	98.0	
1 to 2 times	0.2	0.5	1.0	3.2	0.9	
3 to 5 times	0.0	0.2	0.8	0.9	0.4	
6 to 9 times	0.0	0.0	0.1	0.2	0.1	
10+ times	0.0	0.2	1.0	1.9	0.6	
N of Valid	1032	1043	710	530	3315	
N of Miss	38	19	28	50	135	

Table 97: How many times in the past year (12 months) have you: stolen or tried to steal a motor vehicle such as a car or motorcycle?






Response	6	8	10	12	Total	
Never	99.4	98.7	98.6	98.7	98.9	
1 to 2 times	0.6	0.7	0.8	0.8	0.7	
3 to 5 times	0.0	0.2	0.4	0.2	0.2	
6 to 9 times	0.0	0.3	0.1	0.4	0.2	
10+ times	0.0	0.2	0.0	0.0	0.1	
N of Valid	1035	1041	709	531	3316	
N of Miss	35	21	29	49	134	

Table 98: How many times in the past year (12 months) have you: participated in clubs, organizations or activities at school?






Response	6	8	10	12	Total	
Never	33.0	33.1	25.7	28.8	30.8	
1 to 2 times	24.8	20.4	17.1	12.4	19.8	
3 to 5 times	16.5	14.2	13.5	11.5	14.3	
6 to 9 times	7.2	6.4	8.8	8.7	7.6	
10+ times	18.5	25.8	34.9	38.6	27.5	
N of Valid	1038	1039	713	531	3321	
N of Miss	32	23	25	49	129	

Table 99: How many times in the past year (12 months) have you: been arrested?


Response	6	8	10	12	Total	
Never	99.4	97.5	97.1	96.6	97.9	
1 to 2 times	0.5	1.9	2.2	2.1	1.6	
3 to 5 times	0.1	0.5	0.4	0.6	0.4	
6 to 9 times	0.0	0.1	0.0	0.4	0.1	
10+ times	0.0	0.0	0.3	0.4	0.1	
N of Valid	1031	1034	715	530	3310	
N of Miss	39	28	23	50	140	

Table 100: How many times in the past year (12 months) have you: attacked someone with the idea of seriously hurting them?


Response	6	8	10	12	Total	
Never	94.9	92.7	93.3	93.8	93.7	
1 to 2 times	4.2	5.7	4.9	4.0	4.8	
3 to 5 times	0.6	0.9	1.3	1.3	0.9	
6 to 9 times	0.2	0.3	0.1	0.4	0.2	
10+ times	0.1	0.5	0.4	0.6	0.4	
N of Valid	1037	1039	713	530	3319	
N of Miss	33	23	25	50	131	

Table 101: How many times in the past year (12 months) have you: been drunk or high at school?


Response	6	8	10	12	Total	
Never	99.4	95.6	93.1	88.5	95.1	
1 to 2 times	0.4	3.3	3.7	5.5	2.8	
3 to 5 times	0.0	0.5	1.4	2.3	0.8	
6 to 9 times	0.1	0.1	0.7	1.7	0.5	
10+ times	0.1	0.6	1.1	2.1	0.8	
N of Valid	1035	1040	712	530	3317	
N of Miss	35	22	26	50	133	

Table 102: How many times in the past year (12 months) have you: taken a handgun to school?





Response	6	8	10	12	Total	
Never	100.0	99.8	99.6	99.2	99.7	
1 to 2 times	0.0	0.2	0.0	0.4	0.1	
3 to 5 times	0.0	0.0	0.3	0.0	0.1	
6 to 9 times	0.0	0.0	0.0	0.0	0.0	
10+ times	0.0	0.0	0.1	0.4	0.1	
N of Valid	1038	1038	715	532	3323	
N of Miss	32	24	23	48	127	

Table 103: How many times in the past year (12 months) have you: used e-cigarettes, e-cigars, or e-hookahs (vaping)?





Response	6	8	10	12	Total	
Never	100.0	99.8	99.6	99.2	99.7	
1 to 2 times	0.0	0.2	0.0	0.4	0.1	
3 to 5 times	0.0	0.0	0.3	0.0	0.1	
6 to 9 times	0.0	0.0	0.0	0.0	0.0	
10+ times	0.0	0.0	0.1	0.4	0.1	
N of Valid	1038	1038	715	532	3323	
N of Miss	32	24	23	48	127	

Table 104: Are you currently on probation, or assigned a probation officer with Juvenile Court?



Response	6	8	10	12	Total	
No	98.9	98.1	97.4	99.1	98.4	
Yes	1.1	1.9	2.6	0.9	1.6	
N of Valid	830	858	573	424	2685	
N of Miss	240	204	165	156	765	

Table 105: Have you ever belonged to a gang?






Response	6	8	10	12	Total	
No	96.7	94.9	94.0	94.3	95.2	
No, but would like to	1.2	1.2	2.1	2.1	1.5	
Yes, in the past	1.1	1.3	1.3	1.1	1.2	
Yes, belong now	1.1	2.3	2.7	2.5	2.0	
Yes, but would like to get out	0.0	0.2	0.0	0.0	0.1	
N of Valid	1040	1045	715	530	3330	
N of Miss	30	17	23	50	120	

Table 106: If you have ever belonged to a gang, did that gang have a name?




Response	6	8	10	12	Total	
No	8.1	8.8	9.6	13.4	9.5	
Yes	2.1	3.2	4.2	3.4	3.1	
I have never belonged to a gang	89.7	88.0	86.2	83.2	87.4	
N of Valid	1033	1043	711	523	3310	
N of Miss	37	19	27	57	140	

Table 107: You are at a party at someone's house, and one of your friends offers you a drink containing alcohol. What would you say or do?





Response	6	8	10	12	Total	
Drink it	1.8	15.1	25.1	43.7	17.6	
Tell your friend, 'No thanks, I don't drink' and suggest that you and your friend go and do something else	49.4	39.2	34.4	22.2	38.7	
Just say, 'No thanks' and walk away	28.7	28.5	29.6	27.0	28.6	
Make up a good excuse, tell your friend you had something else to do, and leave	20.1	17.2	10.9	7.0	15.1	
N of Valid	1037	1041	709	526	3313	
N of Miss	33	21	29	54	137	

Table 108: How often do you attend religious services or activities?





Response	6	8	10	12	Total	
Never	20.5	13.1	15.4	20.6	17.1	
Rarely	19.1	22.2	19.7	22.5	20.8	
1-2 Times a Month	12.0	15.0	16.1	16.5	14.6	
About Once a Week or More	48.4	49.7	48.7	40.3	47.6	
N of Valid	1013	1039	714	528	3294	
N of Miss	57	23	24	52	156	

Table 109: I think sometimes it's okay to cheat at school.





Response	6	8	10	12	Total	
NO!	69.8	40.5	22.4	21.3	42.8	
no	25.1	39.8	44.2	40.1	36.2	
yes	4.6	17.3	29.9	31.6	18.3	
YES!	0.5	2.4	3.5	7.0	2.8	
N of Valid	1042	1046	713	526	3327	
N of Miss	28	16	25	54	123	

Table 110: It is important to think before you act.





Response	6	8	10	12	Total	
NO!	1.9	1.6	1.3	1.1	1.6	
no	1.7	4.0	1.4	3.2	2.6	
yes	23.0	36.7	41.7	35.9	33.3	
YES!	73.4	57.7	55.7	59.7	62.5	
N of Valid	1045	1045	713	526	3329	
N of Miss	25	17	25	54	121	

Table 111: Sometimes I think that life is not worth it.





Response	6	8	10	12	Total	
NO!	62.7	43.9	35.4	40.5	47.4	
no	18.0	22.9	26.9	26.1	22.7	
yes	14.5	20.7	28.0	24.2	20.9	
YES!	4.8	12.5	9.8	9.2	9.0	
N of Valid	1022	1032	707	524	3285	
N of Miss	48	30	31	56	165	

Table 112: At times I think I am no good at all.





Response	6	8	10	12	Total	
NO!	39.5	30.3	26.1	30.9	32.3	
no	25.4	24.5	26.5	25.3	25.4	
yes	23.3	29.4	34.3	30.5	28.7	
YES!	11.8	15.9	13.1	13.3	13.6	
N of Valid	1026	1038	712	525	3301	
N of Miss	44	24	26	55	149	

Table 113: All in all, I am inclined to think that I am a failure.





Response	6	8	10	12	Total	
NO!	58.1	46.4	34.7	40.0	46.5	
no	23.7	28.0	37.0	35.0	29.8	
yes	12.2	15.5	20.5	16.2	15.7	
YES!	6.0	10.1	7.7	8.8	8.1	
N of Valid	1017	1034	711	525	3287	
N of Miss	53	28	27	55	163	

Table 114: In the past year, have you felt depressed or sad MOST days, even if you felt okay sometimes?





Response	6	8	10	12	Total	
NO!	37.4	31.3	28.2	31.4	32.6	
no	23.1	23.3	27.1	26.8	24.6	
yes	23.5	25.4	25.8	23.4	24.6	
YES!	16.0	19.9	18.8	18.4	18.2	
N of Valid	1033	1034	712	526	3305	
N of Miss	37	28	26	54	145	

Table 115: It is all right to beat up people if they start the fight.





Response	6	8	10	12	Total	
NO!	50.1	30.9	24.6	25.4	34.7	
no	23.5	21.9	24.9	24.4	23.5	
yes	15.5	26.4	29.2	26.5	23.6	
YES!	10.9	20.8	21.3	23.7	18.3	
N of Valid	1038	1036	710	524	3308	
N of Miss	32	26	28	56	142	

Table 116: I think it is okay to take something without asking if you can get away with it.





Response	6	8	10	12	Total	
NO!	84.7	65.1	57.5	58.5	68.6	
no	13.9	30.6	37.0	34.4	27.4	
yes	0.9	3.6	4.6	5.4	3.2	
YES!	0.5	0.8	0.8	1.7	0.8	
N of Valid	1034	1037	710	523	3304	
N of Miss	36	25	28	57	146	

Table 117: Where do you get the most information about living a drug and alcohol free life? Parents/guardians





Response	6	8	10	12	Total	
All the time	59.5	52.7	49.4	46.3	53.0	
Most	17.6	21.2	21.2	23.8	20.5	
Some	12.2	15.0	17.7	17.0	15.0	
Very little	10.7	11.1	11.7	13.0	11.4	
N of Valid	999	1023	707	525	3254	
N of Miss	71	39	31	55	196	

Table 118: Where do you get the most information about living a drug and alcohol free life? Friends





Response	6	8	10	12	Total	
All the time	25.4	11.9	12.2	13.2	16.3	
Most	14.8	16.9	16.3	13.0	15.5	
Some	22.9	30.3	29.6	29.5	27.8	
Very little	37.0	40.9	41.9	44.3	40.5	
N of Valid	974	1007	699	522	3202	
N of Miss	96	55	39	58	248	

Table 119: Where do you get the most information about living a drug and alcohol free life? Family members





Response	6	8	10	12	Total	
All the time	52.7	42.7	37.2	29.4	42.4	
Most	20.1	20.2	23.8	22.7	21.4	
Some	15.0	19.1	19.6	24.4	18.8	
Very little	12.3	18.0	19.3	23.5	17.4	
N of Valid	976	1019	698	524	3217	
N of Miss	94	43	40	56	233	

Table 120: Where do you get the most information about living a drug and alcohol free life? School





Response	6	8	10	12	Total	
All the time	63.7	54.9	47.9	40.0	53.7	
Most	17.7	22.2	26.6	25.9	22.4	
Some	9.7	12.4	17.3	17.6	13.5	
Very little	8.9	10.5	8.2	16.5	10.5	
N of Valid	990	1023	707	522	3242	
N of Miss	80	39	31	58	208	

Table 121: Where do you get the most information about living a drug and alcohol free life? Internet





Response	6	8	10	12	Total	
All the time	23.5	21.3	15.4	13.0	19.3	
Most	14.2	15.5	15.4	13.0	14.7	
Some	24.1	25.3	31.4	31.2	27.2	
Very little	38.2	37.9	37.8	42.7	38.8	
N of Valid	976	1005	695	522	3198	
N of Miss	94	57	43	58	252	

Table 122: Where do you get the most information about living a drug and alcohol free life? TV





Response	6	8	10	12	Total	
All the time	27.9	23.1	16.7	15.7	22.0	
Most	15.6	15.3	15.4	15.2	15.4	
Some	27.9	29.5	33.8	29.8	30.0	
Very little	28.6	32.1	34.2	39.3	32.7	
N of Valid	982	1008	702	521	3213	
N of Miss	88	54	36	59	237	

Table 123: Where do you get the most information about living a drug and alcohol free life? Social media

Response	6	8	10	12	Total
All the time	20.1	16.5	13.4	14.4	16.6
Most	11.7	12.4	13.0	10.7	12.0
Some	19.7	24.0	29.5	26.9	24.4
Very little	48.5	47.2	44.1	48.0	47.0
N of Valid	960	1001	694	521	3176
N of Miss	110	61	44	59	274

Table 124: How much do you think people risk harming themselves (physically or in other ways) if they: smoked one or more packs of cigarettes per day?

Response	6	8	10	12	Total
No risk	13.2	7.4	6.2	6.0	8.7
Slight risk	6.9	8.5	6.5	6.4	7.2
Moderate risk	17.9	19.3	16.0	20.9	18.4
Great risk	62.0	64.8	71.3	66.7	65.6
N of Valid	1029	1030	711	513	3283
N of Miss	41	32	27	67	167

Table 125: How much do you think people risk harming themselves (physically or in other ways) if they: try marijuana once or twice?

Response	6	8	10	12	Total
No risk	16.0	19.2	29.7	43.7	24.3
Slight risk	23.1	30.7	30.4	26.5	27.6
Moderate risk	24.7	22.3	18.1	13.5	20.7
Great risk	36.2	27.7	21.9	16.4	27.3
N of Valid	1018	1025	708	513	3264
N of Miss	52	37	30	67	186

Table 126: How much do you think people risk harming themselves (physically or in other ways) if they: smoke marijuana once or twice a week?


Response	6	8	10	12	Total	
No risk	14.4	14.7	18.7	31.6	18.1	
Slight risk	9.8	13.0	18.7	23.1	14.8	
Moderate risk	19.6	25.5	26.7	20.8	23.2	
Great risk	56.2	46.8	35.9	24.5	43.8	
N of Valid	1006	1018	696	510	3230	
N of Miss	64	44	42	70	220	

Table 127: How much do you think people risk harming themselves (physically or in other ways) if they: take one or two drinks of an alcoholic beverage (beer, wine, liquor) nearly every day?

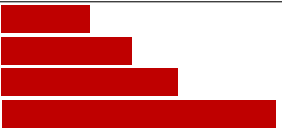
Response	6	8	10	12	Total	
No risk	14.1	10.4	9.3	14.8	12.0	
Slight risk	14.7	20.0	20.6	22.6	18.9	
Moderate risk	22.4	28.8	28.5	27.1	26.5	
Great risk	48.8	40.8	41.7	35.5	42.7	
N of Valid	1016	1029	710	513	3268	
N of Miss	54	33	28	67	182	

Table 128: How much do you think people risk harming themselves (physically or in other ways) if they: have five or more drinks of an alcoholic beverage once or twice a weekend?


Response	6	8	10	12	Total	
No risk	13.2	8.6	7.9	10.4	10.2	
Slight risk	8.5	11.6	9.2	18.8	11.2	
Moderate risk	20.0	24.0	29.3	29.3	24.7	
Great risk	58.3	55.8	53.6	41.6	53.9	
N of Valid	1023	1021	709	512	3265	
N of Miss	47	41	29	68	185	

Table 129: How much do you think people risk harming themselves (physically or in other ways) if they: use prescription drugs that are not prescribed to them?


Response	6	8	10	12	Total	
No risk	12.9	7.0	6.8	5.4	8.5	
Slight risk	6.5	6.1	9.0	10.3	7.5	
Moderate risk	14.6	20.1	19.7	23.2	18.8	
Great risk	66.0	66.8	64.6	61.1	65.2	
N of Valid	1019	1029	711	514	3273	
N of Miss	51	33	27	66	177	

Table 130: How much do you think people risk harming themselves (physically or in other ways) if they: use non-prescription drugs to get high?


Response	6	8	10	12	Total	
No risk	12.7	7.0	6.5	4.9	8.3	
Slight risk	4.3	4.5	4.1	8.6	5.0	
Moderate risk	13.2	19.8	20.3	16.6	17.3	
Great risk	69.8	68.8	69.2	69.9	69.3	
N of Valid	1022	1031	710	511	3274	
N of Miss	48	31	28	69	176	

Table 131: How much do you think people risk harming themselves (physically or in other ways) if they: use e-cigarettes, e-cigars, or e-hookahs?

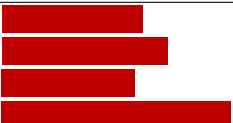
Response	6	8	10	12	Total	
No risk	16.7	17.0	25.2	29.4	20.6	
Slight risk	13.9	27.6	28.5	35.4	24.7	
Moderate risk	19.4	19.9	22.0	14.7	19.4	
Great risk	50.0	35.5	24.4	20.5	35.3	
N of Valid	1023	1029	710	511	3273	
N of Miss	47	33	28	69	177	

Table 132: Have you ever used smokeless tobacco (chew, snuff, plug, dipping tobacco, or chewing tobacco)?






Response	6	8	10	12	Total	
Never	97.2	91.6	87.1	80.3	90.6	
Once or Twice	2.3	5.3	7.0	8.9	5.3	
Once in a while but not regularly	0.4	1.8	2.1	5.0	1.9	
Regularly in the past	0.1	0.3	1.8	2.3	0.9	
Regularly now	0.0	1.0	2.0	3.5	1.3	
N of Valid	1036	1035	713	517	3301	
N of Miss	34	27	25	63	149	

Table 133: How often have you used smokeless tobacco during the past 30 days?







Response	6	8	10	12	Total	
Not at all	99.1	96.2	95.5	89.7	96.0	
Once or twice	0.9	2.6	1.1	5.2	2.2	
Once or twice per week	0.0	0.2	1.3	0.6	0.4	
Three to five times per week	0.0	0.2	0.4	0.6	0.2	
About once a day	0.0	0.1	0.6	0.8	0.3	
More than once a day	0.0	0.7	1.1	3.1	0.9	
N of Valid	1032	1035	709	515	3291	
N of Miss	38	27	29	65	159	

Table 134: Have you ever smoked cigarettes?






Response	6	8	10	12	Total	
Never	95.8	86.7	78.0	61.5	83.7	
Once or Twice	3.4	9.9	13.0	14.5	9.2	
Once in a while but not regularly	0.6	2.3	4.1	12.2	3.7	
Regularly in the past	0.3	0.5	3.0	4.3	1.5	
Regularly now	0.0	0.7	2.0	7.5	1.8	
N of Valid	1040	1034	708	517	3299	
N of Miss	30	28	30	63	151	

Table 135: How frequently have you smoked cigarettes during the past 30 days?


Response	6	8	10	12	Total	
Not at all	99.7	97.4	93.1	81.7	94.7	
Less than one cigarette per day	0.3	1.5	4.4	9.1	2.9	
One to five cigarettes per day	0.0	1.0	1.6	4.7	1.4	
About one-half pack per day	0.0	0.1	0.4	3.3	0.6	
About one pack per day	0.0	0.0	0.3	1.0	0.2	
About one and one-half packs per day	0.0	0.0	0.0	0.0	0.0	
Two packs or more per day	0.0	0.0	0.3	0.2	0.1	
N of Valid	1037	1034	707	515	3293	
N of Miss	33	28	31	65	157	

Table 136: Which statement best describes rules about smoking inside your home or your family cars?


Response	6	8	10	12	Total	
Smoking is not allowed anywhere inside your home or cars	69.3	65.0	70.7	69.1	68.2	
Smoking is allowed in some places and at some times or in some cars	9.2	10.5	8.8	11.1	9.8	
Smoking is allowed anywhere inside the home or cars	2.0	3.4	4.7	4.7	3.4	
There are no rules about smoking inside the home or cars	3.0	5.2	5.4	7.2	4.8	
I don't know	16.4	15.9	10.5	8.0	13.7	
N of Valid	1029	1029	706	515	3279	
N of Miss	41	33	32	65	171	

Table 137: Have you ever used e-cigarettes, e-cigars, or e-hookahs (vaping)?


Response	6	8	10	12	Total	
Never	95.2	82.5	69.5	55.7	79.5	
Once or Twice	3.8	9.6	13.6	12.9	9.1	
Once in a while but not regularly	0.7	4.8	8.5	14.5	5.8	
Regularly in the past	0.2	1.5	3.7	9.2	2.8	
Regularly now	0.1	1.8	4.7	7.6	2.8	
N of Valid	1031	1026	705	510	3272	
N of Miss	39	36	33	70	178	

Table 138: How frequently have you used e-cigarettes, e-cigars, or e-hookahs (vaping)?








Response	6	8	10	12	Total	
Not at all	98.9	91.5	83.1	72.5	89.0	
Less than 10 puffs per day	0.8	6.0	10.3	13.2	6.4	
10 to 50 puffs per day	0.2	1.3	4.0	8.8	2.7	
About one-half cartomiser per day	0.0	0.4	0.9	2.8	0.7	
About one cartomiser per day	0.0	0.4	0.7	1.2	0.5	
About one and one-half cartomisers per day	0.0	0.2	0.4	0.6	0.2	
Two cartomisers or more per day	0.1	0.2	0.6	1.0	0.4	
N of Valid	1022	1013	698	509	3242	
N of Miss	48	49	40	71	208	

Table 139: During this school year, were you taught in any of your classes about the dangers of tobacco use?






Response	6	8	10	12	Total	
Never	27.0	29.0	38.9	55.9	34.7	
Rarely	14.7	21.0	20.0	18.8	18.5	
Sometimes	20.9	24.6	22.1	15.3	21.5	
Often	18.4	16.4	12.6	6.3	14.6	
Almost always	19.0	9.0	6.4	3.7	10.8	
N of Valid	1022	1012	700	510	3244	
N of Miss	48	50	38	70	206	

Table 140: During the past 12 months, have you participated in any community activities to discourage people your age from using cigarettes, chewing tobacco, snuff, dip or cigars, e-cigarettes, e-cigars, or e-hookahs?






Response	6	8	10	12	Total	
Never	55.6	60.5	64.2	74.5	62.0	
Rarely	14.3	16.3	15.0	10.8	14.5	
Sometimes	13.2	11.0	10.1	8.6	11.1	
Often	9.0	6.8	6.0	3.1	6.7	
Almost always	7.9	5.5	4.7	2.9	5.7	
N of Valid	1009	1007	701	509	3226	
N of Miss	61	55	37	71	224	

Table 141: Think back over the last two weeks. How many times have you had five or more alcoholic drinks in a row?







Response	6	8	10	12	Total	
None	98.5	94.8	91.7	81.3	93.2	
Once	0.9	2.8	4.6	7.5	3.3	
Twice	0.3	1.3	1.4	4.5	1.5	
3-5 times	0.1	0.7	1.7	4.1	1.3	
6-9 times	0.0	0.1	0.4	1.0	0.3	
10 or more times	0.2	0.4	0.1	1.6	0.5	
N of Valid	1022	1014	695	507	3238	
N of Miss	48	48	43	73	212	

Table 142: During the past 30 days, how many times did you ride in a car or other vehicle driven by someone who had been drinking alcohol or using drugs to get high?






Response	6	8	10	12	Total	
0 times	91.5	87.5	87.2	83.8	88.1	
1 time	4.9	6.6	5.7	6.1	5.8	
2 or 3 times	2.0	3.1	4.0	4.3	3.1	
4 or 5 times	0.1	0.9	0.9	2.0	0.8	
6 or more times	1.5	2.0	2.2	3.8	2.1	
N of Valid	1017	1020	696	506	3239	
N of Miss	53	42	42	74	211	

Table 143: During the past 30 days, how many times did you drive a car or other vehicle when you had been drinking alcohol or using drugs to get high?







Response	6	8	10	12	Total	
I did not drive a car in the past 30 days	48.8	58.7	36.8	18.2	44.4	
0 times	50.6	39.2	60.5	72.3	52.6	
1 time	0.4	1.1	1.6	4.5	1.5	
2 or 3 times	0.0	0.5	0.7	1.6	0.6	
4 or 5 times	0.0	0.2	0.0	1.2	0.3	
6 or more times	0.2	0.3	0.3	2.2	0.6	
N of Valid	972	1000	692	506	3170	
N of Miss	98	62	46	74	280	

Table 144: If you drank alcohol (not just a sip or taste) in the past year, where did you usually drink it?











Response	6	8	10	12	Total	
I did not drink alcohol in the past year	96.0	85.1	72.8	51.4	80.6	
At my home	1.8	6.2	9.8	9.9	6.2	
At someone else's home	1.1	6.1	13.7	31.0	10.0	
At an open area like a park, beach, field, back road, woods, or a street corner	0.6	1.5	2.0	2.6	1.5	
At a sporting event or concert	0.1	0.0	0.4	0.8	0.3	
At a restaurant, bar, or a nightclub	0.2	0.3	0.0	0.8	0.3	
At an empty building or a construction site	0.1	0.3	0.4	0.0	0.2	
At a hotel/motel	0.0	0.3	0.1	1.8	0.4	
An a car	0.0	0.0	0.6	0.8	0.3	
At school	0.1	0.2	0.1	0.8	0.3	
N of Valid	998	1003	687	494	3182	
N of Miss	72	59	51	86	268	

Table 145: How do you feel about someone your age having one or two drinks of an alcoholic beverage nearly every day?





Response	6	8	10	12	Total	
Neither approve nor disapprove	15.3	22.6	27.4	37.3	23.7	
Somewhat disapprove	5.4	14.5	18.2	21.2	13.6	
Strongly disapprove	66.1	50.6	42.5	33.0	50.9	
Don't know or can't say	13.2	12.3	11.8	8.4	11.8	
N of Valid	995	1012	696	509	3212	
N of Miss	75	50	42	71	238	

Table 146: On how many occasions have you had alcoholic beverages (beer, wine or hard liquor) to drink in your lifetime - more than just a few sips?






Response	6	8	10	12	Total	
0	92.8	79.4	64.9	46.4	75.3	
1-2	5.6	10.3	14.5	14.6	10.4	
3-5	0.8	5.8	7.1	9.1	5.0	
6-9	0.3	1.4	4.2	6.9	2.5	
10+	0.6	3.1	9.3	23.1	6.8	
N of Valid	1021	1029	709	507	3266	
N of Miss	49	33	29	73	184	

Table 147: On how many occasions have you drunk one of more drinks of an alcoholic beverage during the past 30 days?


Response	6	8	10	12	Total	
0	99.2	93.3	87.2	73.4	90.7	
1-2	0.5	4.7	8.5	14.6	5.8	
3-5	0.3	1.3	2.1	4.1	1.6	
6-9	0.0	0.5	0.9	3.0	0.8	
10+	0.0	0.3	1.3	4.9	1.1	
N of Valid	1016	1023	704	507	3250	
N of Miss	54	39	34	73	200	

Table 148: On how many occasions have you used marijuana (grass, pot) or hashish (hash, hash oil) in your lifetime?


Response	6	8	10	12	Total	
0	99.4	92.4	85.5	68.7	89.4	
1-2	0.5	3.0	4.0	4.8	2.7	
3-5	0.1	2.1	3.4	4.8	2.2	
6-9	0.0	0.6	1.3	4.6	1.2	
10+	0.0	1.9	5.8	17.2	4.5	
N of Valid	1012	1026	705	505	3248	
N of Miss	58	36	33	75	202	

Table 149: On how many occasions have you used marijuana (grass, pot) or hashish (hash, hash oil) during the past 30 days?


Response	6	8	10	12	Total	
0	99.7	96.5	94.6	84.4	95.2	
1-2	0.3	1.7	2.4	5.3	2.0	
3-5	0.0	0.2	1.0	2.6	0.7	
6-9	0.0	0.6	0.7	1.0	0.5	
10+	0.0	1.1	1.3	6.7	1.7	
N of Valid	1013	1022	706	507	3248	
N of Miss	57	40	32	73	202	

Table 150: On how many occasions have you used LSD or other psychedelics in your lifetime?


Response	6	8	10	12	Total	
0	100.0	99.0	98.9	95.1	98.7	
1-2	0.0	0.6	1.0	2.2	0.7	
3-5	0.0	0.2	0.1	1.4	0.3	
6-9	0.0	0.1	0.0	0.8	0.2	
10+	0.0	0.1	0.0	0.6	0.1	
N of Valid	1010	1025	705	506	3246	
N of Miss	60	37	33	74	204	

Table 151: On how many occasions have you used LSD or other psychedelics during the past 30 days?


Response	6	8	10	12	Total	
0	100.0	99.5	99.7	98.6	99.6	
1-2	0.0	0.2	0.3	1.2	0.3	
3-5	0.0	0.1	0.0	0.0	0.0	
6-9	0.0	0.1	0.0	0.0	0.0	
10+	0.0	0.1	0.0	0.2	0.1	
N of Valid	1010	1024	704	508	3246	
N of Miss	60	38	34	72	204	

Table 152: On how many occasions have you used cocaine or crack in your lifetime?


Response	6	8	10	12	Total	
0	99.8	99.0	98.7	95.6	98.7	
1-2	0.2	0.8	1.0	2.2	0.9	
3-5	0.0	0.0	0.3	1.6	0.3	
6-9	0.0	0.1	0.0	0.0	0.0	
10+	0.0	0.1	0.0	0.6	0.1	
N of Valid	1018	1025	702	505	3250	
N of Miss	52	37	36	75	200	

Table 153: On how many occasions have you used cocaine or crack during the past 30 days?




Response	6	8	10	12	Total	
0	100.0	99.7	100.0	99.2	99.8	
1-2	0.0	0.2	0.0	0.8	0.2	
3-5	0.0	0.0	0.0	0.0	0.0	
6-9	0.0	0.1	0.0	0.0	0.0	
10+	0.0	0.0	0.0	0.0	0.0	
N of Valid	1016	1022	702	504	3244	
N of Miss	54	40	36	76	206	

Table 154: On how many occasions have you sniffed glue, breathed the contents of an aerosol spray can, or inhaled other gases or sprays, in order to get high in your lifetime?






Response	6	8	10	12	Total	
0	96.0	92.9	96.2	96.0	95.0	
1-2	2.9	4.7	2.6	2.6	3.3	
3-5	0.3	1.5	0.9	0.8	0.9	
6-9	0.3	0.4	0.1	0.2	0.3	
10+	0.6	0.6	0.3	0.4	0.5	
N of Valid	1017	1024	704	503	3248	
N of Miss	53	38	34	77	202	

Table 155: On how many occasions have you sniffed glue, breathed the contents of an aerosol spray can, or inhaled other gases or sprays, in order to get high during the past 30 days?






Response	6	8	10	12	Total	
0	98.3	97.4	99.1	99.6	98.4	
1-2	1.2	1.9	0.6	0.4	1.1	
3-5	0.0	0.3	0.1	0.0	0.1	
6-9	0.1	0.3	0.1	0.0	0.2	
10+	0.4	0.2	0.0	0.0	0.2	
N of Valid	1016	1026	705	502	3249	
N of Miss	54	36	33	78	201	

Table 156: On how many occasions have you used Pegaramide (peg, Peggy, etc.) in your lifetime?


Response	6	8	10	12	Total	
0	100.0	100.0	100.0	100.0	100.0	
1-2	0.0	0.0	0.0	0.0	0.0	
3-5	0.0	0.0	0.0	0.0	0.0	
6-9	0.0	0.0	0.0	0.0	0.0	
10+	0.0	0.0	0.0	0.0	0.0	
N of Valid	1009	1023	705	502	3239	
N of Miss	61	39	33	78	211	

Table 157: On how many occasions have you used Pegaramide (peg, Peggy, etc.) during the past 30 days?


Response	6	8	10	12	Total	
0	100.0	100.0	100.0	100.0	100.0	
1-2	0.0	0.0	0.0	0.0	0.0	
3-5	0.0	0.0	0.0	0.0	0.0	
6-9	0.0	0.0	0.0	0.0	0.0	
10+	0.0	0.0	0.0	0.0	0.0	
N of Valid	1009	1025	703	499	3236	
N of Miss	61	37	35	81	214	

Table 158: On how many occasions have you used synthetic marijuana (K2, spice) in your lifetime?






Response	6	8	10	12	Total	
0	99.8	98.6	98.7	96.6	98.7	
1-2	0.1	0.9	0.8	3.0	1.0	
3-5	0.0	0.4	0.1	0.2	0.2	
6-9	0.0	0.1	0.1	0.0	0.1	
10+	0.1	0.0	0.1	0.2	0.1	
N of Valid	1010	1021	706	501	3238	
N of Miss	60	41	32	79	212	

Table 159: On how many occasions have you used synthetic marijuana (K2, spice) during the past 30 days?


Response	6	8	10	12	Total	
0	99.9	99.1	99.9	99.6	99.6	
1-2	0.1	0.6	0.1	0.4	0.3	
3-5	0.0	0.3	0.0	0.0	0.1	
6-9	0.0	0.0	0.0	0.0	0.0	
10+	0.0	0.0	0.0	0.0	0.0	
N of Valid	1007	1020	704	500	3231	
N of Miss	63	42	34	80	219	

Table 160: On how many occasions have you used methamphetamines (meth, speed, crank, crystal meth) in your lifetime?


Response	6	8	10	12	Total	
0	100.0	99.5	99.4	99.4	99.6	
1-2	0.0	0.4	0.3	0.4	0.2	
3-5	0.0	0.1	0.3	0.2	0.1	
6-9	0.0	0.0	0.0	0.0	0.0	
10+	0.0	0.0	0.0	0.0	0.0	
N of Valid	1012	1022	704	500	3238	
N of Miss	58	40	34	80	212	

Table 161: On how many occasions have you used methamphetamines (meth, speed, crank, crystal meth) in the past 30 days?


Response	6	8	10	12	Total	
0	100.0	99.9	99.9	99.8	99.9	
1-2	0.0	0.1	0.1	0.2	0.1	
3-5	0.0	0.0	0.0	0.0	0.0	
6-9	0.0	0.0	0.0	0.0	0.0	
10+	0.0	0.0	0.0	0.0	0.0	
N of Valid	1013	1016	705	500	3234	
N of Miss	57	46	33	80	216	

Table 162: On how many occasions have you used other chemical products (bath salts, plant food, etc.) in your lifetime?






Response	6	8	10	12	Total	
0	95.5	98.0	99.6	100.0	97.9	
1-2	2.6	1.5	0.4	0.0	1.4	
3-5	0.8	0.4	0.0	0.0	0.4	
6-9	0.3	0.0	0.0	0.0	0.1	
10+	0.9	0.1	0.0	0.0	0.3	
N of Valid	1011	1017	704	499	3231	
N of Miss	59	45	34	81	219	

Table 163: On how many occasions have you used other chemical products (bath salts, plant food, etc.) during the past 30 days?





Response	6	8	10	12	Total	
0	98.3	99.3	99.7	100.0	99.2	
1-2	1.2	0.5	0.3	0.0	0.6	
3-5	0.1	0.2	0.0	0.0	0.1	
6-9	0.0	0.0	0.0	0.0	0.0	
10+	0.4	0.0	0.0	0.0	0.1	
N of Valid	1004	1020	703	500	3227	
N of Miss	66	42	35	80	223	

Table 164: On how many occasions have you used heroin or other opiates in your lifetime?






Response	6	8	10	12	Total	
0	100.0	99.8	99.4	98.6	99.6	
1-2	0.0	0.1	0.4	0.8	0.2	
3-5	0.0	0.1	0.1	0.2	0.1	
6-9	0.0	0.0	0.0	0.2	0.0	
10+	0.0	0.0	0.0	0.2	0.0	
N of Valid	1009	1022	705	499	3235	
N of Miss	61	40	33	81	215	

Table 165: On how many occasions have you used heroin or other opiates during the past 30 days?


Response	6	8	10	12	Total	
0	100.0	99.8	100.0	99.2	99.8	
1-2	0.0	0.2	0.0	0.4	0.1	
3-5	0.0	0.0	0.0	0.2	0.0	
6-9	0.0	0.0	0.0	0.0	0.0	
10+	0.0	0.0	0.0	0.2	0.0	
N of Valid	1003	1019	706	499	3227	
N of Miss	67	43	32	81	223	

Table 166: On how many occasions have you used MDMA ('X', 'E', or ecstasy) in your lifetime?


Response	6	8	10	12	Total	
0	100.0	99.7	98.4	97.8	99.2	
1-2	0.0	0.3	0.8	1.4	0.5	
3-5	0.0	0.0	0.1	0.6	0.1	
6-9	0.0	0.0	0.3	0.0	0.1	
10+	0.0	0.0	0.3	0.2	0.1	
N of Valid	1008	1021	706	499	3234	
N of Miss	62	41	32	81	216	

Table 167: On how many occasions have you used MDMA ('X', 'E', or ecstasy) during the past 30 days?


Response	6	8	10	12	Total	
0	100.0	99.8	99.7	99.2	99.8	
1-2	0.0	0.2	0.1	0.6	0.2	
3-5	0.0	0.0	0.1	0.2	0.1	
6-9	0.0	0.0	0.0	0.0	0.0	
10+	0.0	0.0	0.0	0.0	0.0	
N of Valid	1008	1015	703	499	3225	
N of Miss	62	47	35	81	225	

Table 168: On how many occasions have you taken prescription drugs (such as Valium, Xanax, Ritalin, Adderall, OxyContin, Tramadol, or sleeping pills) not prescribed to you in your lifetime?






Response	6	8	10	12	Total	
0	95.7	93.6	89.5	84.8	92.0	
1-2	2.0	2.8	4.7	5.0	3.3	
3-5	1.1	1.6	2.1	1.8	1.6	
6-9	0.1	0.2	0.9	2.2	0.6	
10+	1.1	1.8	2.8	6.2	2.5	
N of Valid	1011	1019	705	499	3234	
N of Miss	59	43	33	81	216	

Table 169: On how many occasions have you taken prescription drugs (such as Valium, Xanax, Ritalin, Adderall, OxyContin, Tramadol, or sleeping pills) not prescribed to you during the past 30 days?






Response	6	8	10	12	Total	
0	97.9	96.5	96.3	93.0	96.4	
1-2	1.3	1.8	2.5	3.4	2.0	
3-5	0.2	1.2	0.3	2.6	0.9	
6-9	0.0	0.1	0.1	0.6	0.2	
10+	0.6	0.5	0.7	0.4	0.6	
N of Valid	1012	1017	706	499	3234	
N of Miss	58	45	32	81	216	

Table 170: On how many occasions have you taken non-prescription medicines such as diet pills (for example, Dietac, Dexatrim or Prolamine), stay-awake pills (for example No-Doz, Vivarin, or Wake), or cough or cold medicines (robos, DXM, etc.) to get high in your lifetime?






Response	6	8	10	12	Total	
0	97.9	97.4	95.9	95.4	96.9	
1-2	1.1	1.1	1.0	2.0	1.2	
3-5	0.3	0.7	2.0	1.0	0.9	
6-9	0.3	0.1	0.3	0.6	0.3	
10+	0.4	0.8	0.9	1.0	0.7	
N of Valid	1010	1021	702	498	3231	
N of Miss	60	41	36	82	219	

Table 171: On how many occasions have you taken non-prescription medicines such as diet pills (for example, Dietac, Dexatrim or Prolamine), stay-awake pills (for example No-Doz, Vivarin, or Wake), or cough or cold medicines (robos, DXM, etc.) to get high during the past 30 days?


Response	6	8	10	12	Total	
0	99.0	98.3	97.4	98.0	98.3	
1-2	0.8	0.9	2.0	1.4	1.2	
3-5	0.0	0.7	0.4	0.2	0.3	
6-9	0.0	0.1	0.0	0.0	0.0	
10+	0.2	0.0	0.1	0.4	0.2	
N of Valid	1011	1016	699	498	3224	
N of Miss	59	46	39	82	226	

Table 172: On how many occasions have you been drunk or very high from drinking alcoholic beverages during the past 30 days?


Response	6	8	10	12	Total	
0	99.6	96.7	93.6	82.2	94.7	
1-2	0.3	2.7	4.6	9.9	3.4	
3-5	0.0	0.2	1.3	3.4	0.9	
6-9	0.1	0.2	0.1	2.2	0.5	
10+	0.0	0.3	0.4	2.2	0.5	
N of Valid	1010	1015	703	494	3222	
N of Miss	60	47	35	86	228	

Table 173: On how many occasions have you drunk flavored alcoholic beverages, sometimes called 'alcopops' (like Mike's Hard Lemonade, Smirnoff Ice, Bacardi Breezers, etc.) in your lifetime?


Response	6	8	10	12	Total	
0	96.5	89.1	78.2	62.3	84.9	
1-2	2.7	6.6	9.0	10.1	6.4	
3-5	0.6	2.4	5.8	5.8	3.1	
6-9	0.0	0.7	2.1	6.9	1.7	
10+	0.2	1.2	4.8	14.9	3.8	
N of Valid	1010	1023	703	496	3232	
N of Miss	60	39	35	84	218	

Table 174: On how many occasions have you drunk flavored alcoholic beverages, sometimes called 'alcopops' (like Mike's Hard Lemonade, Smirnoff Ice, Bacardi Breezers, etc.) during the past 30 days?






Response	6	8	10	12	Total	
0	99.5	96.9	91.7	84.0	94.6	
1-2	0.4	2.1	5.3	9.0	3.3	
3-5	0.1	0.7	2.3	3.0	1.2	
6-9	0.0	0.3	0.3	2.0	0.5	
10+	0.0	0.1	0.4	2.0	0.4	
N of Valid	1009	1021	701	499	3230	
N of Miss	61	41	37	81	220	

Table 175: If you smoked cigarettes (not just a puff or drag) in the past year, how did you usually get them?













Response	6	8	10	12	Total	
I did not smoke cigarettes in the past year	98.5	92.8	87.0	72.2	90.1	
I bought them myself with a fake ID	0.0	0.4	0.1	0.2	0.2	
I bought them myself without a fake ID	0.0	0.1	0.3	5.5	0.9	
I got them from someone I know age 18 or older	0.3	1.3	5.3	13.9	3.8	
I got them from someone I know under age 18	0.3	1.3	1.4	2.0	1.1	
I got them from my brother or sister	0.0	0.4	0.4	0.4	0.3	
I got them from home with my parents' permission	0.0	0.3	0.6	1.0	0.4	
I got them from home without my parents' permission	0.2	1.4	1.4	0.6	0.9	
I got them from another relative	0.1	0.6	0.3	0.4	0.3	
A stranger bought them for me	0.0	0.0	0.7	0.6	0.3	
I took them from a store or shop	0.1	0.0	0.0	0.2	0.1	
Other	0.5	1.4	2.3	2.9	1.5	
N of Valid	992	1000	693	490	3175	
N of Miss	78	62	45	90	275	

Table 176: If you used e-cigarettes, e-cigars, or e-hookahs (not just a puff or drag) in the past year, how did you usually get them? - I did not use e-cigarettes, e-cigars, or e-hookahs in the past year



Response	6	8	10	12	Total	
No	2.2	11.0	19.3	32.0	13.4	
Yes	97.8	89.0	80.7	68.0	86.6	
N of Valid	983	998	698	491	3170	
N of Miss	0	0	0	0	0	

Table 177: If you used e-cigarettes, e-cigars, or e-hookahs (not just a puff or drag) in the past year, how did you usually get them? - I bought them in a store such as a convenience store, supermarket, discount store, or gas station



Response	6	8	10	12	Total	
No	100.0	99.6	99.4	97.6	99.4	
Yes	0.0	0.4	0.6	2.4	0.6	
N of Valid	983	998	698	491	3170	
N of Miss	0	0	0	0	0	

Table 178: If you used e-cigarettes, e-cigars, or e-hookahs (not just a puff or drag) in the past year, how did you usually get them? - I got them on the Internet



Response	6	8	10	12	Total	
No	99.8	99.6	99.4	97.8	99.3	
Yes	0.2	0.4	0.6	2.2	0.7	
N of Valid	983	998	698	491	3170	
N of Miss	0	0	0	0	0	

Table 179: If you used e-cigarettes, e-cigars, or e-hookahs (not just a puff or drag) in the past year, how did you usually get them? - I got them at a store that sells electronic cigarettes, such as a "vape shop"



Response	6	8	10	12	Total	
No	99.8	99.4	98.0	93.3	98.3	
Yes	0.2	0.6	2.0	6.7	1.7	
N of Valid	983	998	698	491	3170	
N of Miss	0	0	0	0	0	

Table 180: If you used e-cigarettes, e-cigars, or e-hookahs (not just a puff or drag) in the past year, how did you usually get them? - I got them from a family member



Response	6	8	10	12	Total	
No	99.0	97.6	97.4	97.8	98.0	
Yes	1.0	2.4	2.6	2.2	2.0	
N of Valid	983	998	698	491	3170	
N of Miss	0	0	0	0	0	

Table 181: If you used e-cigarettes, e-cigars, or e-hookahs (not just a puff or drag) in the past year, how did you usually get them? - I got them from a friend



Response	6	8	10	12	Total	
No	99.4	94.2	88.3	83.3	92.8	
Yes	0.6	5.8	11.7	16.7	7.2	
N of Valid	983	998	698	491	3170	
N of Miss	0	0	0	0	0	

Table 182: If you used e-cigarettes, e-cigars, or e-hookahs (not just a puff or drag) in the past year, how did you usually get them? - A stranger got them for me



Response	6	8	10	12	Total	
No	99.9	99.9	99.6	99.6	99.8	
Yes	0.1	0.1	0.4	0.4	0.2	
N of Valid	983	998	698	491	3170	
N of Miss	0	0	0	0	0	

Table 183: If you used e-cigarettes, e-cigars, or e-hookahs (not just a puff or drag) in the past year, how did you usually get them? - I took them from a store or shop



Response	6	8	10	12	Total	
No	100.0	99.8	100.0	100.0	99.9	
Yes	0.0	0.2	0.0	0.0	0.1	
N of Valid	983	998	698	491	3170	
N of Miss	0	0	0	0	0	

Table 184: If you used e-cigarettes, e-cigars, or e-hookahs (not just a puff or drag) in the past year, how did you usually get them? - I got them some other way



Response	6	8	10	12	Total	
No	99.7	98.0	97.4	97.8	98.4	
Yes	0.3	2.0	2.6	2.2	1.6	
N of Valid	983	998	698	491	3170	
N of Miss	0	0	0	0	0	

Table 185: If you used marijuana (grass, pot) (not just a puff or drag) in the past year, how did you usually get it? - I did not use marijuana (grass, pot) in the past year



Response	6	8	10	12	Total	
No	0.8	7.7	13.5	28.6	10.1	
Yes	99.2	92.3	86.5	71.4	89.9	
N of Valid	981	992	694	489	3156	
N of Miss	0	0	0	0	0	

Table 186: If you used marijuana (grass, pot) (not just a puff or drag) in the past year, how did you usually get it? - I bought it myself



Response	6	8	10	12	Total	
No	99.8	97.9	96.1	86.9	96.4	
Yes	0.2	2.1	3.9	13.1	3.6	
N of Valid	981	992	694	489	3156	
N of Miss	0	0	0	0	0	

Table 187: If you used marijuana (grass, pot) (not just a puff or drag) in the past year, how did you usually get it? - I got it from someone at school



Response	6	8	10	12	Total	
No	100.0	99.6	98.6	96.5	99.0	
Yes	0.0	0.4	1.4	3.5	1.0	
N of Valid	981	992	694	489	3156	
N of Miss	0	0	0	0	0	

Table 188: If you used marijuana (grass, pot) (not just a puff or drag) in the past year, how did you usually get it? - I got it from someone with a medical marijuana card



Response	6	8	10	12	Total	
No	99.8	99.9	99.7	99.6	99.8	
Yes	0.2	0.1	0.3	0.4	0.2	
N of Valid	981	992	694	489	3156	
N of Miss	0	0	0	0	0	

Table 189: If you used marijuana (grass, pot) (not just a puff or drag) in the past year, how did you usually get it? - I got it from my brother or sister



Response	6	8	10	12	Total	
No	99.9	98.9	98.4	98.8	99.1	
Yes	0.1	1.1	1.6	1.2	0.9	
N of Valid	981	992	694	489	3156	
N of Miss	0	0	0	0	0	

Table 190: If you used marijuana (grass, pot) (not just a puff or drag) in the past year, how did you usually get it? - I got it from another relative



Response	6	8	10	12	Total	
No	99.8	99.0	98.0	99.4	99.1	
Yes	0.2	1.0	2.0	0.6	0.9	
N of Valid	981	992	694	489	3156	
N of Miss	0	0	0	0	0	

Table 191: If you used marijuana (grass, pot) (not just a puff or drag) in the past year, how did you usually get it? - Other



Response	6	8	10	12	Total	
No	99.4	95.8	94.8	89.6	95.7	
Yes	0.6	4.2	5.2	10.4	4.3	
N of Valid	981	992	694	489	3156	
N of Miss	0	0	0	0	0	

Table 192: If you drank alcohol (not just a sip or taste) in the past year, how did you usually get it?












Response	6	8	10	12	Total	
I did not drink alcohol in the past year	96.5	85.2	74.0	53.5	81.4	
I bought it myself with a fake ID	0.0	0.1	0.0	1.0	0.2	
I bought it myself without a fake ID	0.0	0.0	0.1	0.2	0.1	
I got it from someone I know age 21 or older	0.7	2.7	6.3	22.9	6.0	
I got it from someone I know under age 21	0.1	1.1	3.9	6.6	2.2	
I got it from my brother or sister	0.3	0.9	1.2	2.3	1.0	
I got it from home with my parents' permission	1.0	3.0	4.2	3.7	2.7	
I got it from home without my parents' permission	0.3	3.3	3.9	2.3	2.3	
I got it from another relative	0.4	1.2	1.9	2.3	1.3	
A stranger bought it for me	0.1	0.2	0.0	0.6	0.2	
I took it from a store or shop	0.0	0.0	0.0	0.0	0.0	
Other	0.6	2.2	4.6	4.5	2.6	
N of Valid	989	996	695	484	3164	
N of Miss	81	66	43	96	286	

Table 193: If you used prescription drugs or over the counter drugs without a doctor telling you to use it or for the purpose of getting high, where did you get these drugs? - Did not use



Response	6	8	10	12	Total	
No	0.8	3.0	5.5	10.2	4.0	
Yes	99.2	97.0	94.5	89.8	96.0	
N of Valid	989	995	694	490	3168	
N of Miss	0	0	0	0	0	

Table 194: If you used prescription drugs or over the counter drugs without a doctor telling you to use it or for the purpose of getting high, where did you get these drugs? -
Bought or took from store or shop



Response	6	8	10	12	Total	
No	99.9	99.6	99.7	99.0	99.6	
Yes	0.1	0.4	0.3	1.0	0.4	
N of Valid	989	995	694	490	3168	
N of Miss	0	0	0	0	0	

Table 195: If you used prescription drugs or over the counter drugs without a doctor telling you to use it or for the purpose of getting high, where did you get these drugs? -
Got from parents with permission



Response	6	8	10	12	Total	
No	99.7	99.4	98.7	98.8	99.2	
Yes	0.3	0.6	1.3	1.2	0.8	
N of Valid	989	995	694	490	3168	
N of Miss	0	0	0	0	0	

Table 196: If you used prescription drugs or over the counter drugs without a doctor telling you to use it or for the purpose of getting high, where did you get these drugs? -
Got from home without permission



Response	6	8	10	12	Total	
No	99.8	99.1	99.1	98.4	99.2	
Yes	0.2	0.9	0.9	1.6	0.8	
N of Valid	989	995	694	490	3168	
N of Miss	0	0	0	0	0	

Table 197: If you used prescription drugs or over the counter drugs without a doctor telling you to use it or for the purpose of getting high, where did you get these drugs? -
Got from relative with permission



Response	6	8	10	12	Total	
No	99.9	99.6	99.4	99.2	99.6	
Yes	0.1	0.4	0.6	0.8	0.4	
N of Valid	989	995	694	490	3168	
N of Miss	0	0	0	0	0	

Table 198: If you used prescription drugs or over the counter drugs without a doctor telling you to use it or for the purpose of getting high, where did you get these drugs? -
Got from relative without permission



Response	6	8	10	12	Total	
No	99.9	99.7	99.4	99.4	99.7	
Yes	0.1	0.3	0.6	0.6	0.3	
N of Valid	989	995	694	490	3168	
N of Miss	0	0	0	0	0	

Table 199: If you used prescription drugs or over the counter drugs without a doctor telling you to use it or for the purpose of getting high, where did you get these drugs? -
Got from friend's home with permission



Response	6	8	10	12	Total	
No	99.9	99.7	99.7	98.6	99.6	
Yes	0.1	0.3	0.3	1.4	0.4	
N of Valid	989	995	694	490	3168	
N of Miss	0	0	0	0	0	

Table 200: If you used prescription drugs or over the counter drugs without a doctor telling you to use it or for the purpose of getting high, where did you get these drugs? -
Got from friend's home without permission



Response	6	8	10	12	Total	
No	100.0	99.9	100.0	100.0	100.0	
Yes	0.0	0.1	0.0	0.0	0.0	
N of Valid	989	995	694	490	3168	
N of Miss	0	0	0	0	0	

Table 201: If you used prescription drugs or over the counter drugs without a doctor telling you to use it or for the purpose of getting high, where did you get these drugs? -
Got from friend at school



Response	6	8	10	12	Total	
No	100.0	99.5	99.4	99.4	99.6	
Yes	0.0	0.5	0.6	0.6	0.4	
N of Valid	989	995	694	490	3168	
N of Miss	0	0	0	0	0	

Table 202: If you used prescription drugs or over the counter drugs without a doctor telling you to use it or for the purpose of getting high, where did you get these drugs? -
Got from friend at party



Response	6	8	10	12	Total	
No	100.0	99.8	99.7	99.0	99.7	
Yes	0.0	0.2	0.3	1.0	0.3	
N of Valid	989	995	694	490	3168	
N of Miss	0	0	0	0	0	

Table 203: If you used prescription drugs or over the counter drugs without a doctor telling you to use it or for the purpose of getting high, where did you get these drugs? -
Got from friend, elsewhere



Response	6	8	10	12	Total	
No	99.8	99.2	98.7	95.9	98.8	
Yes	0.2	0.8	1.3	4.1	1.2	
N of Valid	989	995	694	490	3168	
N of Miss	0	0	0	0	0	

Table 204: If you used prescription drugs or over the counter drugs without a doctor telling you to use it or for the purpose of getting high, where did you get these drugs? -
Got from internet sale



Response	6	8	10	12	Total	
No	100.0	99.6	100.0	99.8	99.8	
Yes	0.0	0.4	0.0	0.2	0.2	
N of Valid	989	995	694	490	3168	
N of Miss	0	0	0	0	0	

Table 205: During the last month, about how many marijuana cigarettes, or the equivalent, did you smoke a day, on the average?


Response	6	8	10	12	Total	
None	99.4	96.3	94.0	86.0	95.2	
Less than 1 a day	0.5	1.4	3.3	7.0	2.4	
1 a day	0.0	0.5	0.6	2.3	0.6	
2-3 a day	0.0	1.0	0.9	2.1	0.8	
4-6 a day	0.1	0.4	0.9	1.2	0.5	
7-10 a day	0.0	0.1	0.3	0.8	0.2	
11 or more a day	0.0	0.3	0.1	0.6	0.2	
N of Valid	990	992	698	486	3166	
N of Miss	80	70	40	94	284	

Table 206: How wrong do your friends feel it would be for YOU to: have one or two drinks of an alcoholic beverage nearly every day?


Response	6	8	10	12	Total	
Very wrong	85.9	65.1	51.8	41.6	65.2	
Wrong	9.9	20.1	24.9	24.8	18.7	
A little bit wrong	2.5	10.4	13.3	16.8	9.5	
Not at all wrong	1.6	4.4	10.0	16.8	6.6	
N of Valid	995	991	691	483	3160	
N of Miss	75	71	47	97	290	

Table 207: How wrong do your friends feel it would be for YOU to: smoke tobacco?


Response	6	8	10	12	Total	
Very wrong	89.5	71.7	58.1	45.8	70.3	
Wrong	6.8	16.2	21.4	19.0	14.8	
A little bit wrong	2.4	8.4	11.4	15.5	8.3	
Not at all wrong	1.2	3.7	9.1	19.7	6.6	
N of Valid	985	988	692	483	3148	
N of Miss	85	74	46	97	302	

Table 208: How wrong do your friends feel it would be for YOU to: smoke marijuana?





Response	6	8	10	12	Total	
Very wrong	92.7	71.6	54.9	44.1	70.3	
Wrong	4.4	13.9	18.6	14.8	12.1	
A little bit wrong	1.2	7.5	11.4	18.1	8.0	
Not at all wrong	1.7	7.0	15.1	23.1	9.6	
N of Valid	983	986	690	481	3140	
N of Miss	87	76	48	99	310	

Table 209: How wrong do your friends feel it would be for YOU to: use prescription drugs not prescribed to you?





Response	6	8	10	12	Total	
Very wrong	89.6	78.1	65.9	66.3	77.2	
Wrong	6.6	13.9	21.9	15.3	13.6	
A little bit wrong	1.8	5.6	7.1	8.9	5.2	
Not at all wrong	2.0	2.3	5.1	9.5	3.9	
N of Valid	990	983	690	483	3146	
N of Miss	80	79	48	97	304	

Table 210: How wrong would most adults (over 21) in your neighborhood think it is for kids your age: to use marijuana?





Response	6	8	10	12	Total	
Very wrong	93.3	79.8	70.6	62.5	79.4	
Wrong	3.8	13.1	17.7	17.8	11.9	
A little bit wrong	1.5	4.3	7.5	11.2	5.2	
Not at all wrong	1.3	2.8	4.2	8.5	3.5	
N of Valid	988	985	695	483	3151	
N of Miss	82	77	43	97	299	

Table 211: How wrong would most adults (over 21) in your neighborhood think it is for kids your age: to drink alcohol?





Response	6	8	10	12	Total	
Very wrong	88.0	73.1	63.8	54.1	72.8	
Wrong	6.9	16.4	21.2	22.5	15.4	
A little bit wrong	3.2	7.1	10.7	14.6	7.8	
Not at all wrong	1.9	3.4	4.3	8.9	4.0	
N of Valid	983	983	694	481	3141	
N of Miss	87	79	44	99	309	

Table 212: How wrong would most adults (over 21) in your neighborhood think it is for kids your age: to smoke cigarettes?





Response	6	8	10	12	Total	
Very wrong	88.3	76.3	68.0	56.1	75.1	
Wrong	6.6	14.6	18.6	21.0	14.0	
A little bit wrong	3.1	6.4	9.8	12.3	7.0	
Not at all wrong	2.0	2.6	3.6	10.6	3.9	
N of Valid	983	983	693	481	3140	
N of Miss	87	79	45	99	310	

Table 213: How much do each of the following statements describe your neighborhood? crime and/or drug selling





Response	6	8	10	12	Total	
NO!	81.8	74.7	63.9	67.8	73.5	
no	11.6	14.7	25.1	19.4	16.7	
yes	5.0	7.9	8.7	9.4	7.4	
YES!	1.6	2.7	2.3	3.3	2.4	
N of Valid	977	978	690	479	3124	
N of Miss	93	84	48	101	326	

Table 214: How much do each of the following statements describe your neighborhood? fights


Response	6	8	10	12	Total	
NO!	72.8	69.6	65.0	69.0	69.5	
no	12.8	16.3	25.9	21.1	18.1	
yes	11.0	11.0	7.1	6.5	9.4	
YES!	3.4	3.1	2.0	3.3	3.0	
N of Valid	976	975	688	478	3117	
N of Miss	94	87	50	102	333	

Table 215: How much do each of the following statements describe your neighborhood? lots of empty or abandoned buildings


Response	6	8	10	12	Total	
NO!	78.9	76.5	66.8	72.7	74.5	
no	15.9	17.4	25.3	21.0	19.2	
yes	4.0	4.7	6.2	4.2	4.7	
YES!	1.2	1.4	1.7	2.1	1.5	
N of Valid	977	974	689	480	3120	
N of Miss	93	88	49	100	330	

Table 216: How much do each of the following statements describe your neighborhood? lots of graffiti


Response	6	8	10	12	Total	
NO!	85.9	82.4	72.6	77.7	80.6	
no	11.6	15.3	24.6	18.6	16.7	
yes	1.8	1.7	2.2	2.7	2.0	
YES!	0.7	0.7	0.6	1.0	0.7	
N of Valid	966	969	683	479	3097	
N of Miss	104	93	55	101	353	

Table 217: I feel safe in my neighborhood.

Response	6	8	10	12	Total
NO!	4.3	4.5	3.7	4.8	4.3
no	7.0	10.0	6.8	8.3	8.1
yes	29.4	31.6	40.1	35.0	33.3
YES!	59.3	53.9	49.4	52.0	54.3
N of Valid	984	980	694	483	3141
N of Miss	86	82	44	97	309

Table 218: If a kid smoked marijuana in your neighborhood would he or she be caught by the police?

Response	6	8	10	12	Total
NO!	10.1	14.0	13.9	20.3	13.7
no	13.7	31.8	45.8	46.2	31.5
yes	31.6	31.2	26.7	20.9	28.8
YES!	44.7	22.9	13.6	12.5	26.1
N of Valid	985	990	692	487	3154
N of Miss	85	72	46	93	296

Table 219: If a kid drank some beer, wine or hard liquor (for example, vodka, whiskey, or gin) in your neighborhood would he or she be caught by the police?

Response	6	8	10	12	Total
NO!	11.1	18.0	18.0	26.1	17.1
no	20.3	38.6	51.5	48.9	37.3
yes	33.2	26.8	20.7	16.2	25.8
YES!	35.3	16.6	9.8	8.8	19.8
N of Valid	988	985	695	487	3155
N of Miss	82	77	43	93	295

Table 220: If a kid carried a handgun in your neighborhood would he or she be caught by the police?





Response	6	8	10	12	Total	
NO!	9.9	13.8	13.2	20.1	13.4	
no	13.4	24.3	33.7	32.9	24.3	
yes	25.2	27.6	31.1	27.9	27.7	
YES!	51.5	34.3	22.0	19.1	34.6	
N of Valid	985	986	691	487	3149	
N of Miss	85	76	47	93	301	

Table 221: If you wanted to get some cigarettes, how easy would it be for you to get some?





Response	6	8	10	12	Total	
Very hard	81.2	57.4	37.1	22.0	54.9	
Sort of hard	7.3	15.9	17.6	8.9	12.5	
Sort of easy	6.0	14.9	23.1	17.0	14.2	
Very easy	5.5	11.9	22.2	52.1	18.4	
N of Valid	970	983	688	482	3123	
N of Miss	100	79	50	98	327	

Table 222: If you wanted to get some beer, wine or hard liquor (for example, vodka, whiskey, or gin), how easy would it be for you to get some?





Response	6	8	10	12	Total	
Very hard	78.8	50.5	31.2	20.4	50.4	
Sort of hard	9.4	16.7	17.4	12.9	14.0	
Sort of easy	7.6	17.5	25.5	27.4	17.7	
Very easy	4.2	15.3	25.8	39.3	17.9	
N of Valid	966	981	685	481	3113	
N of Miss	104	81	53	99	337	

Table 223: If you wanted to get a drug like cocaine, LSD, or amphetamines, how easy would it be for you to get some?


Response	6	8	10	12	Total	
Very hard	94.1	84.2	69.9	57.7	80.0	
Sort of hard	2.6	9.0	18.0	20.1	10.7	
Sort of easy	1.0	4.2	6.6	9.8	4.6	
Very easy	2.3	2.5	5.5	12.4	4.7	
N of Valid	965	984	687	482	3118	
N of Miss	105	78	51	98	332	

Table 224: If you wanted to get a handgun, how easy would it be for you to get one?


Response	6	8	10	12	Total	
Very hard	79.1	62.8	52.8	50.0	63.6	
Sort of hard	10.9	14.0	15.3	16.2	13.7	
Sort of easy	5.2	10.7	17.0	12.9	10.7	
Very easy	4.9	12.6	15.0	20.8	12.0	
N of Valid	965	980	688	480	3113	
N of Miss	105	82	50	100	337	

Table 225: If you wanted to get some marijuana, how easy would it be for you to get some?


Response	6	8	10	12	Total	
Very hard	92.8	70.8	48.0	32.4	66.6	
Sort of hard	2.7	10.5	13.7	10.0	8.7	
Sort of easy	2.0	9.5	15.9	15.0	9.4	
Very easy	2.5	9.2	22.4	42.6	15.3	
N of Valid	958	976	686	481	3101	
N of Miss	112	86	52	99	349	

Table 226: If you wanted to get prescription drugs for the purpose of getting high, how easy would it be for you to get some?





Response	6	8	10	12	Total	
Very hard	82.7	63.0	49.9	38.8	62.4	
Sort of hard	6.2	13.6	13.8	15.6	11.7	
Sort of easy	5.1	10.5	17.6	17.4	11.5	
Very easy	5.9	12.9	18.7	28.2	14.4	
N of Valid	961	976	686	482	3105	
N of Miss	109	86	52	98	345	

Table 227: If you wanted to get synthetic marijuana such as K2 or chemical products such as bath salts to get high, how easy would it be for you to get some?





Response	6	8	10	12	Total	
Very hard	93.2	82.1	70.7	62.4	80.0	
Sort of hard	2.8	9.3	14.5	15.8	9.4	
Sort of easy	1.7	5.1	7.2	10.2	5.3	
Very easy	2.4	3.5	7.7	11.6	5.3	
N of Valid	965	978	685	481	3109	
N of Miss	105	84	53	99	341	

Table 228: If you wanted to get steroids to use or to enhance athletic performance, how easy would it be for you to get some?





Response	6	8	10	12	Total	
Very hard	91.5	80.2	70.4	65.0	79.2	
Sort of hard	4.4	10.4	15.0	17.1	10.6	
Sort of easy	1.9	5.1	8.2	7.9	5.2	
Very easy	2.3	4.3	6.4	10.0	5.0	
N of Valid	965	973	685	480	3103	
N of Miss	105	89	53	100	347	

Table 229: If you wanted to get e-cigarettes, e-cigars, or e-hookahs, how easy would it be for you to get some?





Response	6	8	10	12	Total	
Very hard	86.9	67.2	42.5	32.6	62.5	
Sort of hard	4.6	9.5	13.0	7.9	8.5	
Sort of easy	4.4	10.1	16.5	12.3	10.1	
Very easy	4.2	13.1	28.0	47.2	18.9	
N of Valid	963	976	685	479	3103	
N of Miss	107	86	53	101	347	

Table 230: During the past 12 months, have you participated in any alcohol prevention programs or seen any alcohol prevention messages in your school or community? Yes, a school-based program focused on preventing underage drinking and/or drinking and driving.



Response	6	8	10	12	Total	
No	57.9	68.7	75.6	84.4	69.3	
Yes	42.1	31.3	24.4	15.6	30.7	
N of Valid	952	971	684	480	3087	
N of Miss	0	0	0	0	0	

Table 231: During the past 12 months, have you participated in any alcohol prevention programs or seen any alcohol prevention messages in your school or community? Yes, a community-based program focused on preventing underage drinking and/or drinking and driving (for example, through your church or temple or through youth groups like Boys and Girls Club or 4-H).



Response	6	8	10	12	Total	
No	88.8	90.4	91.2	95.6	90.9	
Yes	11.2	9.6	8.8	4.4	9.1	
N of Valid	952	971	684	480	3087	
N of Miss	0	0	0	0	0	

Table 232: During the past 12 months, have you participated in any alcohol prevention programs or seen any alcohol prevention messages in your school or community? Yes, a media campaign addressing underage drinking and/or drinking and driving (for example, newspaper ads, posters, pamphlets, radio, TV).



Response	6	8	10	12	Total	
No	89.9	87.4	89.8	92.7	89.5	
Yes	10.1	12.6	10.2	7.3	10.5	
N of Valid	952	971	684	480	3087	
N of Miss	0	0	0	0	0	

Table 233: During the past 12 months, have you participated in any alcohol prevention programs or seen any alcohol prevention messages in your school or community? No



Response	6	8	10	12	Total	
No	48.9	41.8	34.2	24.6	39.7	
Yes	51.1	58.2	65.8	75.4	60.3	
N of Valid	952	971	684	480	3087	
N of Miss	0	0	0	0	0	

Table 234: How wrong do your parents feel it would be for YOU to: have one or two drinks of an alcoholic beverage nearly every day?





Response	6	8	10	12	Total	
Very wrong	92.6	87.1	82.6	76.3	86.2	
Wrong	5.2	8.1	12.0	12.4	8.7	
A little bit wrong	1.5	3.9	4.1	7.8	3.8	
Not at all wrong	0.7	1.0	1.3	3.6	1.4	
N of Valid	984	981	691	477	3133	
N of Miss	86	81	47	103	317	

Table 235: How wrong do your parents feel it would be for YOU to: smoke tobacco?





Response	6	8	10	12	Total	
Very wrong	95.4	93.0	85.9	74.3	89.3	
Wrong	3.0	5.2	8.6	13.2	6.5	
A little bit wrong	0.6	1.0	4.1	7.7	2.6	
Not at all wrong	1.0	0.8	1.5	4.8	1.6	
N of Valid	983	980	688	478	3129	
N of Miss	87	82	50	102	321	

Table 236: How wrong do your parents feel it would be for YOU to: smoke marijuana?





Response	6	8	10	12	Total	
Very wrong	96.6	92.0	83.2	75.1	88.9	
Wrong	2.0	4.3	8.9	11.9	5.8	
A little bit wrong	0.6	2.4	5.7	6.5	3.2	
Not at all wrong	0.8	1.3	2.2	6.5	2.2	
N of Valid	974	969	685	477	3105	
N of Miss	96	93	53	103	345	

Table 237: How wrong do your parents feel it would be for YOU to: use prescription drugs not prescribed to you?





Response	6	8	10	12	Total	
Very wrong	93.8	91.2	86.4	86.1	90.2	
Wrong	3.7	5.4	9.3	9.2	6.3	
A little bit wrong	1.6	2.4	2.6	2.1	2.1	
Not at all wrong	0.9	1.0	1.6	2.5	1.3	
N of Valid	980	978	685	476	3119	
N of Miss	90	84	53	104	331	

Table 238: How wrong do your parents feel it would be for YOU to: steal something?





Response	6	8	10	12	Total	
Very wrong	92.1	86.2	86.8	86.8	88.3	
Wrong	6.4	11.0	10.6	10.3	9.4	
A little bit wrong	0.9	2.1	2.1	1.0	1.5	
Not at all wrong	0.6	0.7	0.6	1.9	0.8	
N of Valid	969	971	682	477	3099	
N of Miss	101	91	56	103	351	

Table 239: How wrong do your parents feel it would be for YOU to: draw graffiti, write things, or draw pictures on buildings or other property (without the owner's permission)?





Response	6	8	10	12	Total	
Very wrong	92.0	87.4	83.3	83.1	87.3	
Wrong	4.7	8.9	11.0	11.3	8.4	
A little bit wrong	1.7	3.4	3.8	3.1	2.9	
Not at all wrong	1.5	0.3	1.9	2.5	1.4	
N of Valid	979	978	688	478	3123	
N of Miss	91	84	50	102	327	

Table 240: How wrong do your parents feel it would be for YOU to: pick a fight with someone?





Response	6	8	10	12	Total	
Very wrong	75.4	67.4	67.5	65.9	69.7	
Wrong	16.4	19.1	19.4	21.1	18.6	
A little bit wrong	6.8	10.6	10.5	9.4	9.2	
Not at all wrong	1.4	2.9	2.6	3.6	2.5	
N of Valid	975	978	686	478	3117	
N of Miss	95	84	52	102	333	

Table 241: During the past 12 months, have you talked with at least one of your parents about the dangers of underage drinking and/or drinking and driving? By parents, we mean either your biological parents, adoptive parents, stepparents, or adult guardians - whether or not they live with you.



Response	6	8	10	12	Total	
No	45.1	49.8	51.5	58.7	50.1	
Yes	54.9	50.2	48.5	41.3	49.9	
N of Valid	957	967	676	475	3075	
N of Miss	113	95	62	105	375	

Table 242: The rules in my family are clear.

Response	6	8	10	12	Total	
NO!	3.0	3.3	2.5	4.8	3.2	
no	5.7	6.3	6.1	4.8	5.8	
yes	24.9	33.6	37.9	39.1	32.7	
YES!	66.4	56.8	53.5	51.3	58.2	
N of Valid	970	980	688	478	3116	
N of Miss	100	82	50	102	334	

Table 243: People in my family have serious arguments about the same things, and often insult or yell at each other.

Response	6	8	10	12	Total	
NO!	43.3	34.1	27.0	33.7	35.3	
no	33.1	34.7	39.1	36.0	35.4	
yes	15.8	19.9	23.2	21.3	19.6	
YES!	7.8	11.3	10.7	9.1	9.7	
N of Valid	967	976	690	475	3108	
N of Miss	103	86	48	105	342	

Table 244: When I am not at home, one of my parents knows where I am and who I am with.

Response	6	8	10	12	Total	
NO!	3.5	3.4	3.1	5.7	3.7	
no	2.8	6.4	5.5	5.7	5.0	
yes	20.5	28.6	35.6	38.0	29.1	
YES!	73.2	61.6	55.8	50.6	62.2	
N of Valid	966	978	685	474	3103	
N of Miss	104	84	53	106	347	

Table 245: My family has clear rules about alcohol and drug use.

Response	6	8	10	12	Total
NO!	4.3	4.2	3.0	5.5	4.2
no	4.8	7.2	8.4	8.4	6.9
yes	13.5	24.2	31.8	36.3	24.4
YES!	77.4	64.4	56.7	49.8	64.5
N of Valid	962	971	689	476	3098
N of Miss	108	91	49	104	352

Table 246: If you skipped school would you be caught by your parents?

Response	6	8	10	12	Total
NO!	4.1	4.9	4.1	8.6	5.1
no	3.0	8.0	11.4	19.2	8.9
yes	18.1	26.2	31.3	30.9	25.5
YES!	74.8	60.9	53.3	41.3	60.5
N of Valid	968	975	687	475	3105
N of Miss	102	87	51	105	345

Table 247: My parents ask if I've gotten my homework done.

Response	6	8	10	12	Total
NO!	3.9	7.9	8.7	13.0	7.6
no	5.9	12.3	19.2	24.3	13.7
yes	22.3	25.6	30.0	30.5	26.3
YES!	67.8	54.2	42.1	32.2	52.4
N of Valid	967	975	687	478	3107
N of Miss	103	87	51	102	343

Table 248: Would your parents know if you did not come home on time?





Response	6	8	10	12	Total	
NO!	3.7	4.0	4.0	6.1	4.2	
no	4.3	9.0	11.0	15.7	9.0	
yes	19.9	26.2	30.6	32.5	26.2	
YES!	72.0	60.7	54.5	45.7	60.6	
N of Valid	966	973	683	477	3099	
N of Miss	104	89	55	103	351	

Table 249: Do you know how to properly dispose of leftover prescription drugs?



Response	6	8	10	12	Total	
No	76.0	71.4	64.2	60.0	69.5	
Yes	24.0	28.6	35.8	40.0	30.5	
N of Valid	935	963	679	475	3052	
N of Miss	135	99	59	105	398	

Table 250: Have any of your brothers or sisters ever: drunk beer, wine or hard liquor (for example, vodka, whiskey or gin)?




Response	6	8	10	12	Total	
No	81.6	66.7	54.7	42.9	64.9	
Yes	14.8	28.4	40.2	52.4	30.5	
I don't have any brothers or sisters	3.6	4.9	5.1	4.7	4.5	
N of Valid	973	990	691	492	3146	
N of Miss	97	72	47	88	304	

Table 251: Have any of your brothers or sisters ever: smoked marijuana?




Response	6	8	10	12	Total	
No	92.6	80.9	70.1	62.9	79.3	
Yes	3.8	14.1	25.0	32.6	16.2	
I don't have any brothers or sisters	3.6	5.1	4.9	4.5	4.5	
N of Valid	968	987	689	491	3135	
N of Miss	102	75	49	89	315	

Table 252: Have any of your brothers or sisters ever: smoked cigarettes?




Response	6	8	10	12	Total	
No	86.4	76.3	69.1	57.8	74.9	
Yes	10.1	18.7	26.1	37.6	20.6	
I don't have any brothers or sisters	3.5	5.0	4.8	4.7	4.5	
N of Valid	965	991	687	490	3133	
N of Miss	105	71	51	90	317	

Table 253: Have any of your brothers or sisters ever: taken a handgun to school?




Response	6	8	10	12	Total	
No	96.2	94.3	93.9	94.3	94.8	
Yes	0.2	0.7	1.2	1.2	0.7	
I don't have any brothers or sisters	3.6	5.0	5.0	4.5	4.5	
N of Valid	968	983	686	487	3124	
N of Miss	102	79	52	93	326	

Table 254: Have any of your brothers or sisters ever: been suspended or expelled from school?




Response	6	8	10	12	Total	
No	79.1	75.6	71.6	73.4	75.4	
Yes	17.2	19.7	23.6	21.9	20.1	
I don't have any brothers or sisters	3.7	4.8	4.8	4.7	4.4	
N of Valid	966	987	686	488	3127	
N of Miss	104	75	52	92	323	

Table 255: Have any of your brothers or sisters ever: used e-cigarettes, e-cigars or e-hookahs (vaping)?




Response	6	8	10	12	Total	
No	88.3	76.5	67.2	60.9	75.7	
Yes	8.2	18.6	27.8	33.5	19.8	
I don't have any brothers or sisters	3.5	4.8	4.9	5.5	4.6	
N of Valid	964	992	690	489	3135	
N of Miss	106	70	48	91	315	

Table 256: Have any of your brothers or sisters ever: used prescription drugs not prescribed to him/her?




Response	6	8	10	12	Total	
No	92.7	87.3	84.3	79.0	87.0	
Yes	3.6	7.7	10.8	16.1	8.5	
I don't have any brothers or sisters	3.6	5.0	4.9	4.9	4.5	
N of Valid	962	984	688	490	3124	
N of Miss	108	78	50	90	326	

Table 257: Have you changed homes in the past year (the last 12 months)?



Response	6	8	10	12	Total	
No	69.1	73.7	78.0	82.0	74.5	
Yes	30.9	26.3	22.0	18.0	25.5	
N of Valid	971	992	692	495	3150	
N of Miss	99	70	46	85	300	

Table 258: How many times have you changed homes since kindergarten?






Response	6	8	10	12	Total	
Never	30.4	29.2	29.9	28.6	29.6	
1 or 2 times	36.4	33.7	32.4	29.8	33.6	
3 or 4 times	20.0	20.2	20.2	19.3	20.0	
5 or 6 times	7.0	9.2	8.7	10.8	8.7	
7 or more times	6.2	7.7	8.9	11.6	8.1	
N of Valid	967	989	689	493	3138	
N of Miss	103	73	49	87	312	

Table 259: Have you changed schools (including changing from elementary to middle and middle to high school) in the past year?



Response	6	8	10	12	Total	
No	66.1	59.1	53.3	82.5	63.6	
Yes	33.9	40.9	46.7	17.5	36.4	
N of Valid	956	987	683	487	3113	
N of Miss	114	75	55	93	337	

Table 260: How many times have you changed schools since kindergarten (including changing from elementary to middle and middle to high school)?






Response	6	8	10	12	Total	
Never	32.6	22.6	26.0	28.1	27.3	
1 or 2 times	42.2	36.9	28.1	28.5	35.3	
3 or 4 times	15.5	27.0	30.6	23.2	23.6	
5 or 6 times	5.9	8.2	9.7	12.4	8.5	
7 or more times	3.8	5.4	5.6	7.7	5.3	
N of Valid	964	990	693	491	3138	
N of Miss	106	72	45	89	312	

Table 261: Has anyone in your family ever had severe alcohol or drug problems?



Response	6	8	10	12	Total	
No	71.3	64.6	58.8	55.5	64.0	
Yes	28.7	35.4	41.2	44.5	36.0	
N of Valid	954	984	685	490	3113	
N of Miss	116	78	53	90	337	

Table 262: About how many adults (over 21) have you known personally who in the past year have: used marijuana, crack, cocaine, or other drugs?






Response	6	8	10	12	Total	
0	79.6	66.3	60.5	46.7	66.1	
1	10.6	14.7	13.9	16.5	13.5	
2	5.3	8.8	12.0	11.6	8.9	
3-4	1.2	4.1	6.1	10.5	4.7	
5	3.2	6.1	7.5	14.7	6.8	
N of Valid	960	989	692	484	3125	
N of Miss	110	73	46	96	325	

Table 263: About how many adults (over 21) have you known personally who in the past year have: sold or dealt drugs?






Response	6	8	10	12	Total	
0	88.5	79.0	72.6	62.4	77.9	
1	6.3	9.5	12.3	14.1	9.9	
2	2.7	5.2	7.7	8.7	5.5	
3-4	0.9	2.7	4.2	6.0	3.0	
5	1.6	3.5	3.2	8.7	3.7	
N of Valid	953	987	690	482	3112	
N of Miss	117	75	48	98	338	

Table 264: About how many adults (over 21) have you known personally who in the past year have: done other things that could get them in trouble with the police, like stealing, selling stolen goods, mugging or assaulting others, etc.?






Response	6	8	10	12	Total	
0	83.7	74.7	70.6	63.4	74.8	
1	8.5	13.3	13.3	14.1	12.0	
2	4.6	4.3	7.1	8.1	5.6	
3-4	1.3	3.6	4.1	5.0	3.2	
5	2.0	4.0	4.9	9.5	4.5	
N of Valid	956	991	690	483	3120	
N of Miss	114	71	48	97	330	

Table 265: About how many adults (over 21) have you known personally who in the past year have: gotten drunk or high?










Response	6	8	10	12	Total	
0	64.9	46.3	37.8	31.8	47.9	
1	17.6	21.1	14.9	14.9	17.7	
2	7.9	9.6	16.2	11.4	10.8	
3-4	3.1	7.1	11.6	9.9	7.3	
5	6.5	15.9	19.5	32.0	16.3	
N of Valid	960	989	691	484	3124	
N of Miss	110	73	47	96	326	

Table 266: How honest were you in filling out this survey?

Response	6	8	10	12	Total	
I was very honest	87.7	82.8	84.1	76.6	83.7	
I was honest pretty much of the time	10.5	14.4	12.5	17.8	13.3	
I was honest some of the time	1.0	2.5	2.2	3.5	2.1	
I was honest once in a while	0.8	0.3	1.2	2.1	0.9	
I was not honest at all	0.0	0.0	0.0	0.0	0.0	
N of Valid	975	978	686	483	3122	
N of Miss	95	84	52	97	328	