

# 2019 APNA

## Arkansas Prevention Needs Assessment Survey

**Faulkner County  
Tables**

Arkansas Department of Human Services,  
Division of Aging, Adults, and Behavioral  
Health Services  
And  
University of Arkansas at Little Rock  
MidSOUTH Center for Prevention and Training



## Contents

1	INTRODUCTION	11
2	PERCENTAGE TABLES	15

## List of Frequency Distribution Tables

1	Gender	16
2	Age	16
3	Are you Hispanic or Latino?	16
4	What is your race? Black or African American	17
5	What is your race? Asian	17
6	What is your race? American Indian	17
7	What is your race? Alaska Native	17
8	What is your race? White	18
9	What is your race? Native Hawaiian or Other Pacific Islander	18
10	What is your race? Other	18
11	What is the highest level of schooling completed by your mother or father?	19
12	Think of where you live most of the time. Which of the following people live there with you? Mother	19
13	Think of where you live most of the time. Which of the following people live there with you? Stepmother	19
14	Think of where you live most of the time. Which of the following people live there with you? Foster Mother	20
15	Think of where you live most of the time. Which of the following people live there with you? Grandmother	20
16	Think of where you live most of the time. Which of the following people live there with you? Aunt	20
17	Think of where you live most of the time. Which of the following people live there with you? Father	20
18	Think of where you live most of the time. Which of the following people live there with you? Stepfather	21
19	Think of where you live most of the time. Which of the following people live there with you? Foster Father	21
20	Think of where you live most of the time. Which of the following people live there with you? Grandfather	21
21	Think of where you live most of the time. Which of the following people live there with you? Uncle	21
22	Think of where you live most of the time. Which of the following people live there with you? Other Adults	22
23	Think of where you live most of the time. Which of the following people live there with you? Brother(s)	22
24	Think of where you live most of the time. Which of the following people live there with you? Stepbrother(s)	22
25	Think of where you live most of the time. Which of the following people live there with you? Sister(s)	22
26	Think of where you live most of the time. Which of the following people live there with you? Stepsister(s)	23

27	Think of where you live most of the time. Which of the following people live there with you? Other Children . . . . .	23
28	In my school, students have lots of chances to help decide things like class activities and rules. . . . .	23
29	Teachers ask me to work on special classroom projects. . . . .	23
30	My teacher(s) notices when I am doing a good job and lets me know about it. . . . .	24
31	There are lots of chances for students in my school to get involved in sports, clubs, and other school activities outside of class. . . . .	24
32	There are lots of chances for students in my school to talk with a teacher one-on-one. . . . .	24
33	I feel safe at my school. . . . .	25
34	The school lets my parents know when I have done something well. . . . .	25
35	My teachers praise me when I work hard in school. . . . .	25
36	Are your school grades better than the grades of most students in your class? . . . . .	26
37	I have lots of chances to be part of class discussions or activities. . . . .	26
38	Now thinking back over the past year in school, how often did you: enjoy being in school? . . . . .	26
39	Now thinking back over the past year in school, how often did you: hate being in school? . . . . .	27
40	Now thinking back over the past year in school, how often did you: try to do your best work in school? . . . . .	27
41	How often do you feel that the school work you are assigned is meaningful and important? . . . . .	27
42	Putting them all together, what were your grades like last year? . . . . .	28
43	How important do you think the things you are learning in school are going to be for your later life? . . . . .	28
44	During the LAST FOUR WEEKS how many whole days of school have you missed because you skipped or "cut"? . . . . .	28
45	What are the chances you would be seen as cool if you: smoked cigarettes? . . . . .	29
46	What are the chances you would be seen as cool if you: worked hard at school? . . . . .	29
47	What are the chances you would be seen as cool if you: began drinking alcoholic beverages regularly, that is, at least once or twice a month? . . . . .	29
48	What are the chances you would be seen as cool if you: defended someone who was being bullied? . . . . .	30
49	What are the chances you would be seen as cool if you: smoked marijuana? . . . . .	30
50	What are the chances you would be seen as cool if you: carried a handgun? . . . . .	30
51	What are the chances you would be seen as cool if you: used e-cigarettes, e-cigars or e-hookahs (vaping)? . . . . .	31

52	What are the chances you would be seen as cool if you: bullied someone or cyber bullied someone? . . . . .	31
53	Think of your four best friends (the friends you feel closest to). In the past year (12 months), how many of your best friends have: participated in clubs, organizations or activities at school? . . . . .	31
54	Think of your four best friends (the friends you feel closest to). In the past year (12 months), how many of your best friends have: smoked cigarettes? . . . . .	32
55	Think of your four best friends (the friends you feel closest to). In the past year (12 months), how many of your best friends have: tried beer, wine or hard liquor (for example, vodka, whiskey, or gin) when their parents didn't know about it? . . . . .	32
56	Think of your four best friends (the friends you feel closest to). In the past year (12 months), how many of your best friends have: used e-cigarettes, e-cigars, or e-hookahs? . . . . .	32
57	Think of your four best friends (the friends you feel closest to). In the past year (12 months), how many of your best friends have: used marijuana? . . . . .	33
58	Think of your four best friends (the friends you feel closest to). In the past year (12 months), how many of your best friends have: used prescription drugs or non-prescription drugs for the purpose of getting high? . . . . .	33
59	Think of your four best friends (the friends you feel closest to). In the past year (12 months), how many of your best friends have: used synthetic marijuana (K2, spice) or bath salts? . . . . .	33
60	Think of your four best friends (the friends you feel closest to). In the past year (12 months), how many of your best friends have: used LSD, cocaine, amphetamines, or other illegal drugs? . . . . .	34
61	Think of your four best friends (the friends you feel closest to). In the past year (12 months), how many of your best friends have: been bullied? . . . . .	34
62	Think of your four best friends (the friends you feel closest to). In the past year (12 months), how many of your best friends have: been suspended from school? . . . . .	34
63	Think of your four best friends (the friends you feel closest to). In the past year (12 months), how many of your best friends have: carried a handgun? . . . . .	35
64	Think of your four best friends (the friends you feel closest to). In the past year (12 months), how many of your best friends have: sold illegal drugs? . . . . .	35
65	Think of your four best friends (the friends you feel closest to). In the past year (12 months), how many of your best friends have: regularly attended religious services? . . . . .	35

66	Think of your four best friends (the friends you feel closest to). In the past year (12 months), how many of your best friends have: stolen or tried to steal a motor vehicle such as a car or motorcycle?	36
67	Think of your four best friends (the friends you feel closest to). In the past year (12 months), how many of your best friends have: been arrested?	36
68	Think of your four best friends (the friends you feel closest to). In the past year (12 months), how many of your best friends have: dropped out of school?	36
69	Think of your four best friends (the friends you feel closest to). In the past year (12 months), how many of your best friends have: been members of a gang?	37
70	How old were you when you first: smoked marijuana?	37
71	How old were you when you first: smoked a cigarette, even just a puff?	38
72	How old were you when you first: had more than a sip or two of beer, wine or hard liquor (for example, vodka, whiskey, or gin)?	38
73	How old were you when you first: began drinking alcoholic beverages regularly, that is, at least once or twice a month?	39
74	How old were you when you first: used Pegaramide (peg, Peggy)?	39
75	How old were you when you first: got suspended from school?	40
76	How old were you when you first: got arrested?	40
77	How old were you when you first: carried a handgun?	41
78	How old were you when you first: used e-cigarettes, e-cigars, or e-hookahs (vaping)?	41
79	How old were you when you first: belonged to a gang?	42
80	How old were you when you first: used prescription drugs not prescribed to you?	42
81	How wrong do you think it is for someone your age to: take a handgun to school?	43
82	How wrong do you think it is for someone your age to: steal anything?	43
83	How wrong do you think it is for someone your age to: pick a fight with someone?	43
84	How wrong do you think it is for someone your age to: attack someone with the idea of seriously hurting them?	44
85	How wrong do you think it is for someone your age to: stay away from school all day when their parents think they are at school?	44
86	How wrong do you think it is for someone your age to: drink beer, wine or hard liquor (for example, vodka, whiskey, or gin) regularly?	44
87	How wrong do you think it is for someone your age to: smoke cigarettes?	45
88	How wrong do you think it is for someone your age to: smoke marijuana?	45

89	How wrong do you think it is for someone your age to: use prescription drugs or non-prescription drugs for the purpose of getting high?	45
90	How wrong do you think it is for someone your age to: use synthetic marijuana (K2, spice) or bath salts?	46
91	How wrong do you think it is for someone your age to: use LSD, cocaine, amphetamines or another illegal drug?	46
92	How wrong do you think it is for someone your age to: use e-cigarettes, e-cigars or e-hookahs (vaping)?	46
93	At school during the past 12 months, did you receive help from the resource teacher, speech therapist or other special education teacher?	47
94	How many times in the past year (12 months) have you: been suspended from school?	47
95	How many times in the past year (12 months) have you: carried a handgun?	47
96	How many times in the past year (12 months) have you: sold illegal drugs?	48
97	How many times in the past year (12 months) have you: stolen or tried to steal a motor vehicle such as a car or motorcycle?	48
98	How many times in the past year (12 months) have you: participated in clubs, organizations or activities at school?	48
99	How many times in the past year (12 months) have you: been arrested?	49
100	How many times in the past year (12 months) have you: attacked someone with the idea of seriously hurting them?	49
101	How many times in the past year (12 months) have you: been drunk or high at school?	49
102	How many times in the past year (12 months) have you: taken a handgun to school?	50
103	How many times in the past year (12 months) have you: used e-cigarettes, e-cigars, or e-hookahs (vaping)?	50
104	Are you currently on probation, or assigned a probation officer with Juvenile Court?	50
105	Have you ever belonged to a gang?	51
106	If you have ever belonged to a gang, did that gang have a name?	51
107	You are at a party at someone's house, and one of your friends offers you a drink containing alcohol. What would you say or do?	51
108	How often do you attend religious services or activities?	52
109	I think sometimes it's okay to cheat at school.	52
110	It is important to think before you act.	52
111	Sometimes I think that life is not worth it.	53
112	At times I think I am no good at all.	53
113	All in all, I am inclined to think that I am a failure.	53
114	In the past year, have you felt depressed or sad MOST days, even if you felt okay sometimes?	54
115	It is all right to beat up people if they start the fight.	54



116	I think it is okay to take something without asking if you can get away with it. . . . .	54
117	Where do you get the most information about living a drug and alcohol free life? Parents/guardians . . . . .	55
118	Where do you get the most information about living a drug and alcohol free life? Friends . . . . .	55
119	Where do you get the most information about living a drug and alcohol free life? Family members . . . . .	55
120	Where do you get the most information about living a drug and alcohol free life? School . . . . .	56
121	Where do you get the most information about living a drug and alcohol free life? Internet . . . . .	56
122	Where do you get the most information about living a drug and alcohol free life? TV . . . . .	56
123	Where do you get the most information about living a drug and alcohol free life? Social media . . . . .	57
124	How much do you think people risk harming themselves (physically or in other ways) if they: smoked one or more packs of cigarettes per day? . . . . .	57
125	How much do you think people risk harming themselves (physically or in other ways) if they: try marijuana once or twice? . . . . .	57
126	How much do you think people risk harming themselves (physically or in other ways) if they: smoke marijuana once or twice a week? . . . . .	58
127	How much do you think people risk harming themselves (physically or in other ways) if they: take one or two drinks of an alcoholic beverage (beer, wine, liquor) nearly every day? . . . . .	58
128	How much do you think people risk harming themselves (physically or in other ways) if they: have five or more drinks of an alcoholic beverage once or twice a weekend? . . . . .	58
129	How much do you think people risk harming themselves (physically or in other ways) if they: use prescription drugs that are not prescribed to them? . . . . .	59
130	How much do you think people risk harming themselves (physically or in other ways) if they: use non-prescription drugs to get high? . . . . .	59
131	How much do you think people risk harming themselves (physically or in other ways) if they: use e-cigarettes, e-cigars, or e-hookahs? . . . . .	59
132	Have you ever used smokeless tobacco (chew, snuff, plug, dipping tobacco, or chewing tobacco)? . . . . .	60
133	How often have you used smokeless tobacco during the past 30 days? . . . . .	60
134	Have you ever smoked cigarettes? . . . . .	60
135	How frequently have you smoked cigarettes during the past 30 days? . . . . .	61
136	Which statement best describes rules about smoking inside your home or your family cars? . . . . .	61
137	Have you ever used e-cigarettes, e-cigars, or e-hookahs (vaping)? . . . . .	61

138	How frequently have you used e-cigarettes, e-cigars, or e-hookahs (vaping)? . . . . .	62
139	During this school year, were you taught in any of your classes about the dangers of tobacco use? . . . . .	62
140	During the past 12 months, have you participated in any community activities to discourage people your age from using cigarettes, chewing tobacco, snuff, dip or cigars, e-cigarettes, e-cigars, or e-hookahs? . . . . .	62
141	Think back over the last two weeks. How many times have you had five or more alcoholic drinks in a row? . . . . .	63
142	During the past 30 days, how many times did you ride in a car or other vehicle driven by someone who had been drinking alcohol or using drugs to get high? . . . . .	63
143	During the past 30 days, how many times did you drive a car or other vehicle when you had been drinking alcohol or using drugs to get high? . . . . .	63
144	If you drank alcohol (not just a sip or taste) in the past year, where did you usually drink it? . . . . .	64
145	How do you feel about someone your age having one or two drinks of an alcoholic beverage nearly every day? . . . . .	64
146	On how many occasions have you had alcoholic beverages (beer, wine or hard liquor) to drink in your lifetime - more than just a few sips? . . . . .	64
147	On how many occasions have you drunk one or more drinks of an alcoholic beverage during the past 30 days? . . . . .	65
148	On how many occasions have you used marijuana (grass, pot) or hashish (hash, hash oil) in your lifetime? . . . . .	65
149	On how many occasions have you used marijuana (grass, pot) or hashish (hash, hash oil) during the past 30 days? . . . . .	65
150	On how many occasions have you used LSD or other psychedelics in your lifetime? . . . . .	66
151	On how many occasions have you used LSD or other psychedelics during the past 30 days? . . . . .	66
152	On how many occasions have you used cocaine or crack in your lifetime? . . . . .	66
153	On how many occasions have you used cocaine or crack during the past 30 days? . . . . .	67
154	On how many occasions have you sniffed glue, breathed the contents of an aerosol spray can, or inhaled other gases or sprays, in order to get high in your lifetime? . . . . .	67
155	On how many occasions have you sniffed glue, breathed the contents of an aerosol spray can, or inhaled other gases or sprays, in order to get high during the past 30 days? . . . . .	67
156	On how many occasions have you used Pegaramide (peg, Peggy, etc.) in your lifetime? . . . . .	68

157	On how many occasions have you used Pegaramide (peg, Peggy, etc.) during the past 30 days? . . . . .	68
158	On how many occasions have you used synthetic marijuana (K2, spice) in your lifetime? . . . . .	68
159	On how many occasions have you used synthetic marijuana (K2, spice) during the past 30 days? . . . . .	69
160	On how many occasions have you used methamphetamines (meth, speed, crank, crystal meth) in your lifetime? . . . . .	69
161	On how many occasions have you used methamphetamines (meth, speed, crank, crystal meth) in the past 30 days? . . . . .	69
162	On how many occasions have you used other chemical products (bath salts, plant food, etc.) in your lifetime? . . . . .	70
163	On how many occasions have you used other chemical products (bath salts, plant food, etc.) during the past 30 days? . . . . .	70
164	On how many occasions have you used heroin or other opiates in your lifetime? . . . . .	70
165	On how many occasions have you used heroin or other opiates during the past 30 days? . . . . .	71
166	On how many occasions have you used MDMA ('X', 'E', or ecstasy) in your lifetime? . . . . .	71
167	On how many occasions have you used MDMA ('X', 'E', or ecstasy) during the past 30 days? . . . . .	71
168	On how many occasions have you taken prescription drugs (such as Valium, Xanax, Ritalin, Adderall, OxyContin, Tramadol, or sleeping pills) not prescribed to you in your lifetime? . . . . .	72
169	On how many occasions have you taken prescription drugs (such as Valium, Xanax, Ritalin, Adderall, OxyContin, Tramadol, or sleeping pills) not prescribed to you during the past 30 days? . . . . .	72
170	On how many occasions have you taken non-prescription medicines such as diet pills (for example, Dietac, Dexatrim or Prolamine), stay-awake pills (for example No-Doz, Vivarin, or Wake), or cough or cold medicines (robos, DXM, etc.) to get high in your lifetime? . . . . .	72
171	On how many occasions have you taken non-prescription medicines such as diet pills (for example, Dietac, Dexatrim or Prolamine), stay-awake pills (for example No-Doz, Vivarin, or Wake), or cough or cold medicines (robos, DXM, etc.) to get high during the past 30 days? . . . . .	73
172	On how many occasions have you been drunk or very high from drinking alcoholic beverages during the past 30 days? . . . . .	73
173	On how many occasions have you drunk flavored alcoholic beverages, sometimes called 'alcopops' (like Mike's Hard Lemonade, Smirnoff Ice, Bacardi Breezers, etc.) in your lifetime? . . . . .	73
174	On how many occasions have you drunk flavored alcoholic beverages, sometimes called 'alcopops' (like Mike's Hard Lemonade, Smirnoff Ice, Bacardi Breezers, etc.) during the past 30 days? . . . . .	74

175	If you smoked cigarettes (not just a puff or drag) in the past year, how did you usually get them? . . . . .	74
176	If you used e-cigarettes, e-cigars, or e-hookahs (not just a puff or drag) in the past year, how did you usually get them? - I did not use e-cigarettes, e-cigars, or e-hookahs in the past year . . . . .	75
177	If you used e-cigarettes, e-cigars, or e-hookahs (not just a puff or drag) in the past year, how did you usually get them? - I bought them in a store such as a convenience store, supermarket, discount store, or gas station . . . . .	75
178	If you used e-cigarettes, e-cigars, or e-hookahs (not just a puff or drag) in the past year, how did you usually get them? - I got them on the Internet . . . . .	75
179	If you used e-cigarettes, e-cigars, or e-hookahs (not just a puff or drag) in the past year, how did you usually get them? - I got them at a store that sells electronic cigarettes, such as a "vape shop" . . . . .	75
180	If you used e-cigarettes, e-cigars, or e-hookahs (not just a puff or drag) in the past year, how did you usually get them? - I got them from a family member . . . . .	76
181	If you used e-cigarettes, e-cigars, or e-hookahs (not just a puff or drag) in the past year, how did you usually get them? - I got them from a friend . . . . .	76
182	If you used e-cigarettes, e-cigars, or e-hookahs (not just a puff or drag) in the past year, how did you usually get them? - A stranger got them for me . . . . .	76
183	If you used e-cigarettes, e-cigars, or e-hookahs (not just a puff or drag) in the past year, how did you usually get them? - I took them from a store or shop . . . . .	76
184	If you used e-cigarettes, e-cigars, or e-hookahs (not just a puff or drag) in the past year, how did you usually get them? - I got them some other way . . . . .	77
185	If you used marijuana (grass, pot) (not just a puff or drag) in the past year, how did you usually get it? - I did not use marijuana (grass, pot) in the past year . . . . .	77
186	If you used marijuana (grass, pot) (not just a puff or drag) in the past year, how did you usually get it? - I bought it myself . . . . .	77
187	If you used marijuana (grass, pot) (not just a puff or drag) in the past year, how did you usually get it? - I got it from someone at school . . . . .	77
188	If you used marijuana (grass, pot) (not just a puff or drag) in the past year, how did you usually get it? - I got it from someone with a medical marijuana card . . . . .	78
189	If you used marijuana (grass, pot) (not just a puff or drag) in the past year, how did you usually get it? - I got it from my brother or sister . . . . .	78

190	If you used marijuana (grass, pot) (not just a puff or drag) in the past year, how did you usually get it? - I got it from another relative	78
191	If you used marijuana (grass, pot) (not just a puff or drag) in the past year, how did you usually get it? - Other	78
192	If you drank alcohol (not just a sip or taste) in the past year, how did you usually get it?	79
193	If you used prescription drugs or over the counter drugs without a doctor telling you to use it or for the purpose of getting high, where did you get these drugs? - Did not use	79
194	If you used prescription drugs or over the counter drugs without a doctor telling you to use it or for the purpose of getting high, where did you get these drugs? - Bought or took from store or shop	80
195	If you used prescription drugs or over the counter drugs without a doctor telling you to use it or for the purpose of getting high, where did you get these drugs? - Got from parents with permission	80
196	If you used prescription drugs or over the counter drugs without a doctor telling you to use it or for the purpose of getting high, where did you get these drugs? - Got from home without permission	80
197	If you used prescription drugs or over the counter drugs without a doctor telling you to use it or for the purpose of getting high, where did you get these drugs? - Got from relative with permission	80
198	If you used prescription drugs or over the counter drugs without a doctor telling you to use it or for the purpose of getting high, where did you get these drugs? - Got from relative without permission	81
199	If you used prescription drugs or over the counter drugs without a doctor telling you to use it or for the purpose of getting high, where did you get these drugs? - Got from friend's home with permission	81
200	If you used prescription drugs or over the counter drugs without a doctor telling you to use it or for the purpose of getting high, where did you get these drugs? - Got from friend's home without permission	81
201	If you used prescription drugs or over the counter drugs without a doctor telling you to use it or for the purpose of getting high, where did you get these drugs? - Got from friend at school	81
202	If you used prescription drugs or over the counter drugs without a doctor telling you to use it or for the purpose of getting high, where did you get these drugs? - Got from friend at party	82
203	If you used prescription drugs or over the counter drugs without a doctor telling you to use it or for the purpose of getting high, where did you get these drugs? - Got from friend, elsewhere	82
204	If you used prescription drugs or over the counter drugs without a doctor telling you to use it or for the purpose of getting high, where did you get these drugs? - Got from internet sale	82
205	During the last month, about how many marijuana cigarettes, or the equivalent, did you smoke a day, on the average?	83

206	How wrong do your friends feel it would be for YOU to: have one or two drinks of an alcoholic beverage nearly every day?	83
207	How wrong do your friends feel it would be for YOU to: smoke tobacco?	83
208	How wrong do your friends feel it would be for YOU to: smoke marijuana?	84
209	How wrong do your friends feel it would be for YOU to: use prescription drugs not prescribed to you?	84
210	How wrong would most adults (over 21) in your neighborhood think it is for kids your age: to use marijuana?	84
211	How wrong would most adults (over 21) in your neighborhood think it is for kids your age: to drink alcohol?	85
212	How wrong would most adults (over 21) in your neighborhood think it is for kids your age: to smoke cigarettes?	85
213	How much do each of the following statements describe your neighborhood? crime and/or drug selling	85
214	How much do each of the following statements describe your neighborhood? fights	86
215	How much do each of the following statements describe your neighborhood? lots of empty or abandoned buildings	86
216	How much do each of the following statements describe your neighborhood? lots of graffiti	86
217	I feel safe in my neighborhood.	87
218	If a kid smoked marijuana in your neighborhood would he or she be caught by the police?	87
219	If a kid drank some beer, wine or hard liquor (for example, vodka, whiskey, or gin) in your neighborhood would he or she be caught by the police?	87
220	If a kid carried a handgun in your neighborhood would he or she be caught by the police?	88
221	If you wanted to get some cigarettes, how easy would it be for you to get some?	88
222	If you wanted to get some beer, wine or hard liquor (for example, vodka, whiskey, or gin), how easy would it be for you to get some?	88
223	If you wanted to get a drug like cocaine, LSD, or amphetamines, how easy would it be for you to get some?	89
224	If you wanted to get a handgun, how easy would it be for you to get one?	89
225	If you wanted to get some marijuana, how easy would it be for you to get some?	89
226	If you wanted to get prescription drugs for the purpose of getting high, how easy would it be for you to get some?	90
227	If you wanted to get synthetic marijuana such as K2 or chemical products such as bath salts to get high, how easy would it be for you to get some?	90



228	If you wanted to get steroids to use or to enhance athletic performance, how easy would it be for you to get some? . . . . .	90
229	If you wanted to get e-cigarettes, e-cigars, or e-hookahs, how easy would it be for you to get some? . . . . .	91
230	During the past 12 months, have you participated in any alcohol prevention programs or seen any alcohol prevention messages in your school or community? Yes, a school-based program focused on preventing underage drinking and/or drinking and driving. . . . .	91
231	During the past 12 months, have you participated in any alcohol prevention programs or seen any alcohol prevention messages in your school or community? Yes, a community-based program focused on preventing underage drinking and/or drinking and driving (for example, through your church or temple or through youth groups like Boys and Girls Club or 4-H). . . . .	91
232	During the past 12 months, have you participated in any alcohol prevention programs or seen any alcohol prevention messages in your school or community? Yes, a media campaign addressing underage drinking and/or drinking and driving (for example, newspaper ads, posters, pamphlets, radio, TV). . . . .	92
233	During the past 12 months, have you participated in any alcohol prevention programs or seen any alcohol prevention messages in your school or community? No . . . . .	92
234	How wrong do your parents feel it would be for YOU to: have one or two drinks of an alcoholic beverage nearly every day? . . . . .	92
235	How wrong do your parents feel it would be for YOU to: smoke tobacco? . . . . .	92
236	How wrong do your parents feel it would be for YOU to: smoke marijuana? . . . . .	93
237	How wrong do your parents feel it would be for YOU to: use prescription drugs not prescribed to you? . . . . .	93
238	How wrong do your parents feel it would be for YOU to: steal something? . . . . .	93
239	How wrong do your parents feel it would be for YOU to: draw graffiti, write things, or draw pictures on buildings or other property (without the owner's permission)? . . . . .	94
240	How wrong do your parents feel it would be for YOU to: pick a fight with someone? . . . . .	94
241	During the past 12 months, have you talked with at least one of your parents about the dangers of underage drinking and/or drinking and driving? By parents, we mean either your biological parents, adoptive parents, stepparents, or adult guardians - whether or not they live with you. . . . .	94
242	The rules in my family are clear. . . . .	95
243	People in my family have serious arguments about the same things, and often insult or yell at each other. . . . .	95

244	When I am not at home, one of my parents knows where I am and who I am with. . . . .	95
245	My family has clear rules about alcohol and drug use. . . . .	96
246	If you skipped school would you be caught by your parents? . . . . .	96
247	My parents ask if I've gotten my homework done. . . . .	96
248	Would your parents know if you did not come home on time? . . . . .	97
249	Do you know how to properly dispose of leftover prescription drugs? . . . . .	97
250	Have any of your brothers or sisters ever: drunk beer, wine or hard liquor (for example, vodka, whiskey or gin)? . . . . .	97
251	Have any of your brothers or sisters ever: smoked marijuana? . . . . .	97
252	Have any of your brothers or sisters ever: smoked cigarettes? . . . . .	98
253	Have any of your brothers or sisters ever: taken a handgun to school? . . . . .	98
254	Have any of your brothers or sisters ever: been suspended or expelled from school? . . . . .	98
255	Have any of your brothers or sisters ever: used e-cigarettes, e-cigars or e-hookahs (vaping)? . . . . .	98
256	Have any of your brothers or sisters ever: used prescription drugs not prescribed to him/her? . . . . .	99
257	Have you changed homes in the past year (the last 12 months)? . . . . .	99
258	How many times have you changed homes since kindergarten? . . . . .	99
259	Have you changed schools (including changing from elementary to middle and middle to high school) in the past year? . . . . .	99
260	How many times have you changed schools since kindergarten (including changing from elementary to middle and middle to high school)? . . . . .	100
261	Has anyone in your family ever had severe alcohol or drug problems? . . . . .	100
262	About how many adults (over 21) have you known personally who in the past year have: used marijuana, crack, cocaine, or other drugs? . . . . .	100
263	About how many adults (over 21) have you known personally who in the past year have: sold or dealt drugs? . . . . .	101
264	About how many adults (over 21) have you known personally who in the past year have: done other things that could get them in trouble with the police, like stealing, selling stolen goods, mugging or assaulting others, etc.? . . . .	101
265	About how many adults (over 21) have you known personally who in the past year have: gotten drunk or high? . . . . .	101
266	How honest were you in filling out this survey? . . . . .	102

List of Figures

1	Grade Chart . . . . .	12
2	Gender Chart . . . . .	13
3	Age Chart . . . . .	14

# 1 INTRODUCTION

This report was generated from data collected on the *2019 Arkansas Prevention Needs Assessment Student Survey*. This report contains basic frequency tables of all data collected and graphs on the selected demographic variables of grade, gender and age.

Questions regarding the information found in this report can be directed to:

**International Survey Associates dba Pride Surveys**

Mr. Jay Gleaton

2140 Newmarket Parkway

Suite 116

Marietta, GA 30067

Telephone: (800) 279-6361

Fax: (770) 726-9327

Website: <http://www.pridesurveys.com>

# Grade Chart

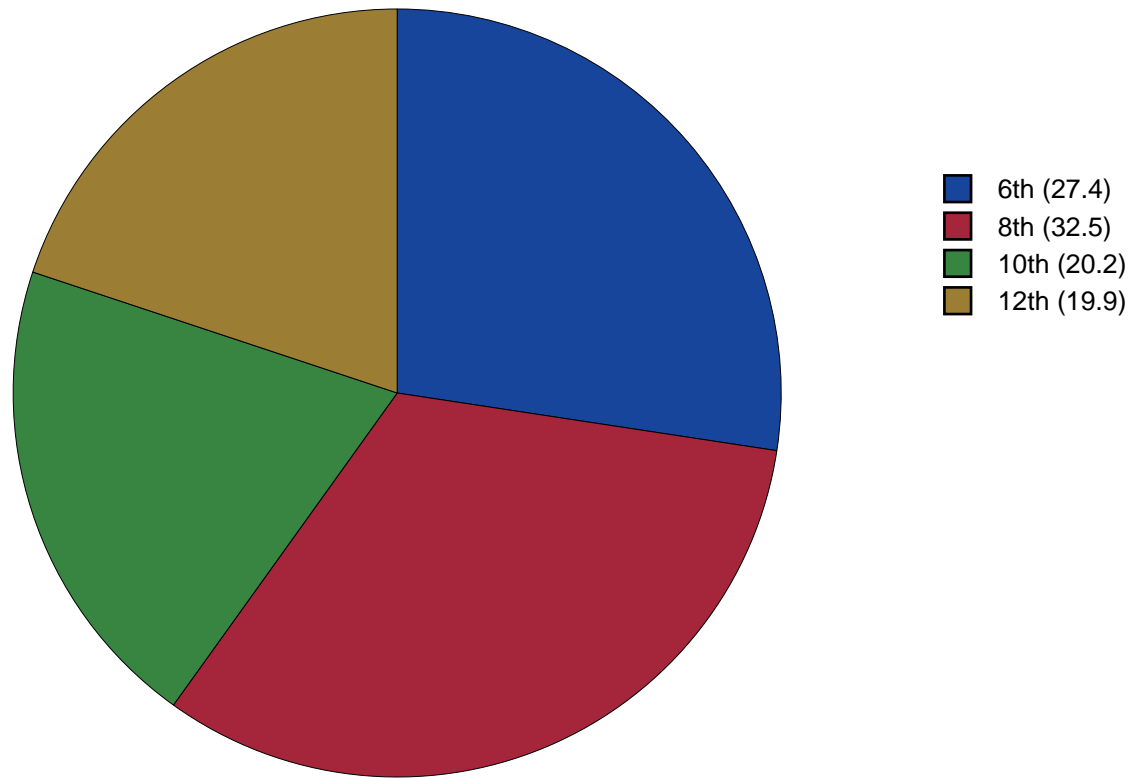


Figure 1: Grade Chart

## Gender Chart

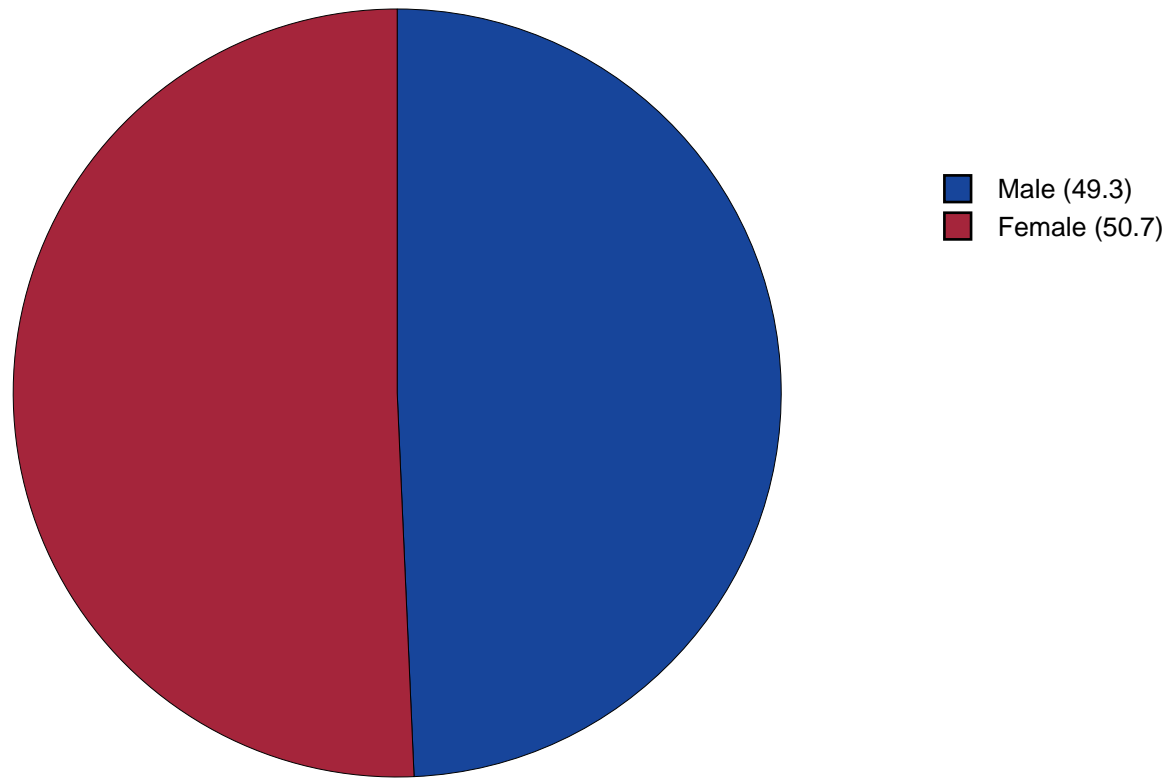


Figure 2: Gender Chart



# Age Chart

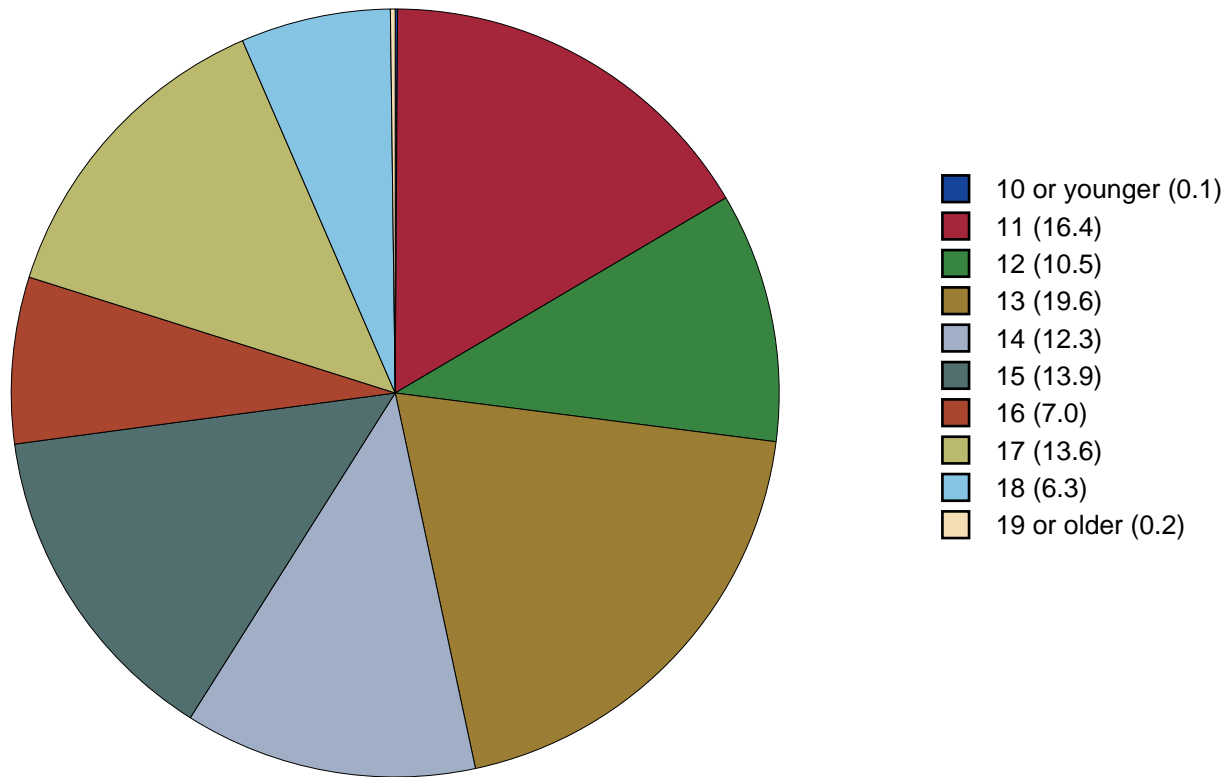


Figure 3: Age Chart

## 2 PERCENTAGE TABLES

The following tables contain frequency distribution detailing how your students responded to each question on the survey. The tables appear in the same order as the questions on the survey. The tables include breakdowns by grade level as well as overall percentages. The *N of Valid* row is a frequency count of the number of valid responses to each question for each grade and overall. The *N of Miss* row is a frequency count of the number of invalid (marked more than one response) or missing (i.e. did not respond) responses to each question for each grade and overall.

For the questions that allowed more than one response (i.e. race, live with, etc.) each response becomes a separate table. If a student did not mark the response, that was counted as a NO response, and if they did mark the response, that was counted as a YES response. Since a non response is a valid response for these questions, the *N of Miss* will always be zero for these questions.

Table 1: Gender



Response	6	8	10	12	Total	
Male	47.8	53.0	45.6	49.1	49.3	
Female	52.2	47.0	54.4	50.9	50.7	
N of Valid	479	566	355	346	1746	
N of Miss	15	21	10	14	60	

Table 2: Age











Response	6	8	10	12	Total	
10 or younger	0.4	0.0	0.0	0.0	0.1	
11	60.3	0.0	0.0	0.0	16.4	
12	38.4	0.2	0.0	0.0	10.5	
13	0.8	59.5	0.0	0.0	19.6	
14	0.0	37.9	0.0	0.0	12.3	
15	0.0	2.4	64.7	0.0	13.9	
16	0.0	0.0	34.2	0.0	7.0	
17	0.0	0.0	1.1	67.1	13.6	
18	0.0	0.0	0.0	31.8	6.3	
19 or older	0.0	0.0	0.0	1.1	0.2	
N of Valid	489	585	365	359	1798	
N of Miss	5	2	0	1	8	

Table 3: Are you Hispanic or Latino?



Response	6	8	10	12	Total	
No	91.8	92.6	95.5	93.2	93.1	
Yes	8.2	7.4	4.5	6.8	6.9	
N of Valid	440	581	358	353	1732	
N of Miss	54	6	7	7	74	

Table 4: What is your race? Black or African American



Response	6	8	10	12	Total	
No	94.6	94.2	98.1	96.9	95.6	
Yes	5.4	5.8	1.9	3.1	4.4	
N of Valid	479	584	364	360	1787	
N of Miss	0	0	0	0	0	

Table 5: What is your race? Asian



Response	6	8	10	12	Total	
No	99.6	98.3	98.9	99.2	98.9	
Yes	0.4	1.7	1.1	0.8	1.1	
N of Valid	479	584	364	360	1787	
N of Miss	0	0	0	0	0	

Table 6: What is your race? American Indian



Response	6	8	10	12	Total	
No	93.3	94.0	94.8	98.6	94.9	
Yes	6.7	6.0	5.2	1.4	5.1	
N of Valid	479	584	364	360	1787	
N of Miss	0	0	0	0	0	

Table 7: What is your race? Alaska Native



Response	6	8	10	12	Total	
No	99.6	99.8	100.0	99.7	99.8	
Yes	0.4	0.2	0.0	0.3	0.2	
N of Valid	479	584	364	360	1787	
N of Miss	0	0	0	0	0	

Table 8: What is your race? White



Response	6	8	10	12	Total	
No	12.1	10.4	6.6	4.2	8.8	
Yes	87.9	89.6	93.4	95.8	91.2	
N of Valid	479	584	364	360	1787	
N of Miss	0	0	0	0	0	

Table 9: What is your race? Native Hawaiian or Other Pacific Islander



Response	6	8	10	12	Total	
No	99.4	99.5	100.0	99.7	99.6	
Yes	0.6	0.5	0.0	0.3	0.4	
N of Valid	479	584	364	360	1787	
N of Miss	0	0	0	0	0	

Table 10: What is your race? Other



Response	6	8	10	12	Total	
No	91.2	89.9	95.6	96.7	92.8	
Yes	8.8	10.1	4.4	3.3	7.2	
N of Valid	479	584	364	360	1787	
N of Miss	0	0	0	0	0	



Table 11: What is the highest level of schooling completed by your mother or father?









Response	6	8	10	12	Total	
Completed grade school or less	2.6	2.8	0.6	1.1	1.9	
Some high school	1.1	3.6	8.3	11.9	5.6	
Completed high school	8.0	11.6	13.9	16.7	12.1	
Some college	10.3	15.4	15.5	16.4	14.3	
Completed college	27.6	27.7	36.3	30.0	29.9	
Graduate or professional school after college	10.6	15.9	16.9	17.8	15.1	
Don't know	38.4	20.6	8.3	5.6	19.7	
Does not apply	1.5	2.3	0.3	0.6	1.3	
N of Valid	464	577	361	360	1762	
N of Miss	30	10	4	0	44	

Table 12: Think of where you live most of the time. Which of the following people live there with you? Mother



Response	6	8	10	12	Total	
No	12.4	12.7	12.6	16.1	13.3	
Yes	87.6	87.3	87.4	83.9	86.7	
N of Valid	491	584	365	360	1800	
N of Miss	0	0	0	0	0	

Table 13: Think of where you live most of the time. Which of the following people live there with you? Stepmother



Response	6	8	10	12	Total	
No	94.5	92.5	92.3	93.1	93.1	
Yes	5.5	7.5	7.7	6.9	6.9	
N of Valid	491	584	365	360	1800	
N of Miss	0	0	0	0	0	

Table 14: Think of where you live most of the time. Which of the following people live there with you? Foster Mother



Response	6	8	10	12	Total	
No	99.6	99.8	99.7	99.7	99.7	
Yes	0.4	0.2	0.3	0.3	0.3	
N of Valid	491	584	365	360	1800	
N of Miss	0	0	0	0	0	

Table 15: Think of where you live most of the time. Which of the following people live there with you? Grandmother



Response	6	8	10	12	Total	
No	86.6	91.6	93.2	92.8	90.8	
Yes	13.4	8.4	6.8	7.2	9.2	
N of Valid	491	584	365	360	1800	
N of Miss	0	0	0	0	0	

Table 16: Think of where you live most of the time. Which of the following people live there with you? Aunt



Response	6	8	10	12	Total	
No	97.1	98.6	97.5	98.6	98.0	
Yes	2.9	1.4	2.5	1.4	2.0	
N of Valid	491	584	365	360	1800	
N of Miss	0	0	0	0	0	

Table 17: Think of where you live most of the time. Which of the following people live there with you? Father



Response	6	8	10	12	Total	
No	33.0	32.0	31.2	31.9	32.1	
Yes	67.0	68.0	68.8	68.1	67.9	
N of Valid	491	584	365	360	1800	
N of Miss	0	0	0	0	0	

Table 18: Think of where you live most of the time. Which of the following people live there with you? Stepfather



Response	6	8	10	12	Total	
No	84.9	82.5	86.3	88.9	85.2	
Yes	15.1	17.5	13.7	11.1	14.8	
N of Valid	491	584	365	360	1800	
N of Miss	0	0	0	0	0	

Table 19: Think of where you live most of the time. Which of the following people live there with you? Foster Father



Response	6	8	10	12	Total	
No	99.6	99.7	99.7	100.0	99.7	
Yes	0.4	0.3	0.3	0.0	0.3	
N of Valid	491	584	365	360	1800	
N of Miss	0	0	0	0	0	

Table 20: Think of where you live most of the time. Which of the following people live there with you? Grandfather



Response	6	8	10	12	Total	
No	92.5	95.7	96.4	96.1	95.1	
Yes	7.5	4.3	3.6	3.9	4.9	
N of Valid	491	584	365	360	1800	
N of Miss	0	0	0	0	0	

Table 21: Think of where you live most of the time. Which of the following people live there with you? Uncle



Response	6	8	10	12	Total	
No	96.1	98.1	97.5	98.1	97.4	
Yes	3.9	1.9	2.5	1.9	2.6	
N of Valid	491	584	365	360	1800	
N of Miss	0	0	0	0	0	

Table 22: Think of where you live most of the time. Which of the following people live there with you? Other Adults



Response	6	8	10	12	Total	
No	97.8	98.1	97.8	98.3	98.0	
Yes	2.2	1.9	2.2	1.7	2.0	
N of Valid	491	584	365	360	1800	
N of Miss	0	0	0	0	0	

Table 23: Think of where you live most of the time. Which of the following people live there with you? Brother(s)



Response	6	8	10	12	Total	
No	53.8	45.9	52.9	56.1	51.5	
Yes	46.2	54.1	47.1	43.9	48.5	
N of Valid	491	584	365	360	1800	
N of Miss	0	0	0	0	0	

Table 24: Think of where you live most of the time. Which of the following people live there with you? Stepbrother(s)



Response	6	8	10	12	Total	
No	93.7	92.8	94.5	96.4	94.1	
Yes	6.3	7.2	5.5	3.6	5.9	
N of Valid	491	584	365	360	1800	
N of Miss	0	0	0	0	0	

Table 25: Think of where you live most of the time. Which of the following people live there with you? Sister(s)



Response	6	8	10	12	Total	
No	53.2	56.7	55.9	60.3	56.3	
Yes	46.8	43.3	44.1	39.7	43.7	
N of Valid	491	584	365	360	1800	
N of Miss	0	0	0	0	0	

Table 26: Think of where you live most of the time. Which of the following people live there with you? Stepsister(s)

Response	6	8	10	12	Total	
No	93.9	93.3	94.2	95.8	94.2	
Yes	6.1	6.7	5.8	4.2	5.8	
N of Valid	491	584	365	360	1800	
N of Miss	0	0	0	0	0	

Table 27: Think of where you live most of the time. Which of the following people live there with you? Other Children

Response	6	8	10	12	Total	
No	97.8	96.4	94.8	95.6	96.3	
Yes	2.2	3.6	5.2	4.4	3.7	
N of Valid	491	584	365	360	1800	
N of Miss	0	0	0	0	0	

Table 28: In my school, students have lots of chances to help decide things like class activities and rules.

Response	6	8	10	12	Total	
NO!	7.7	11.7	10.3	17.0	11.4	
no	37.0	41.4	39.4	39.0	39.3	
yes	46.8	41.9	42.2	36.8	42.2	
YES!	8.5	5.0	8.1	7.2	7.0	
N of Valid	481	580	358	359	1778	
N of Miss	13	7	7	1	28	

Table 29: Teachers ask me to work on special classroom projects.

Response	6	8	10	12	Total	
NO!	7.9	11.1	10.1	8.7	9.6	
no	43.6	44.8	41.7	41.3	43.1	
yes	39.1	38.5	42.0	43.9	40.5	
YES!	9.4	5.6	6.2	6.1	6.8	
N of Valid	468	574	357	358	1757	
N of Miss	26	13	8	2	49	



Table 30: My teacher(s) notices when I am doing a good job and lets me know about it.

Response	6	8	10	12	Total
NO!	3.8	7.3	6.2	7.3	6.1
no	21.8	30.4	36.1	26.6	28.4
yes	49.3	50.3	47.9	52.8	50.0
YES!	25.2	12.0	9.9	13.3	15.4
N of Valid	473	565	355	354	1747
N of Miss	21	22	10	6	59

Table 31: There are lots of chances for students in my school to get involved in sports, clubs, and other school activities outside of class.

Response	6	8	10	12	Total
NO!	1.4	1.9	2.0	0.8	1.6
no	8.5	6.6	4.8	5.3	6.5
yes	40.6	41.5	32.3	43.5	39.8
YES!	49.5	50.0	61.0	50.3	52.1
N of Valid	483	578	356	356	1773
N of Miss	11	9	9	4	33

Table 32: There are lots of chances for students in my school to talk with a teacher one-on-one.

Response	6	8	10	12	Total
NO!	2.9	5.5	3.1	2.5	3.7
no	15.3	22.6	20.3	20.5	19.8
yes	44.1	50.1	54.6	57.9	51.0
YES!	37.6	21.8	22.0	19.1	25.5
N of Valid	476	579	355	356	1766
N of Miss	18	8	10	4	40

Table 33: I feel safe at my school.


Response	6	8	10	12	Total	
NO!	3.1	5.9	5.6	4.0	4.7	
no	8.8	16.3	15.3	13.9	13.6	
yes	40.4	53.8	59.3	59.7	52.4	
YES!	47.7	24.0	19.8	22.4	29.3	
N of Valid	480	576	354	352	1762	
N of Miss	14	11	11	8	44	

Table 34: The school lets my parents know when I have done something well.


Response	6	8	10	12	Total	
NO!	8.7	22.2	23.3	31.0	20.6	
no	32.6	44.3	51.4	49.9	43.7	
yes	41.6	26.7	20.8	14.9	27.2	
YES!	17.1	6.8	4.5	4.2	8.6	
N of Valid	473	576	356	355	1760	
N of Miss	21	11	9	5	46	

Table 35: My teachers praise me when I work hard in school.


Response	6	8	10	12	Total	
NO!	8.9	16.4	9.9	15.0	12.8	
no	36.6	42.0	47.3	41.1	41.5	
yes	41.4	35.3	38.3	36.8	37.8	
YES!	13.1	6.2	4.5	7.1	7.9	
N of Valid	459	578	355	353	1745	
N of Miss	35	9	10	7	61	

Table 36: Are your school grades better than the grades of most students in your class?

Response	6	8	10	12	Total
NO!	6.7	6.9	7.0	5.4	6.6
no	26.5	29.0	23.9	24.5	26.4
yes	49.0	48.4	54.9	53.2	50.9
YES!	17.8	15.6	14.1	16.9	16.2
N of Valid	465	576	355	355	1751
N of Miss	29	11	10	5	55

Table 37: I have lots of chances to be part of class discussions or activities.

Response	6	8	10	12	Total
NO!	1.7	2.8	1.7	2.3	2.1
no	10.4	15.2	11.0	12.7	12.6
yes	48.5	59.5	67.5	66.4	59.5
YES!	39.4	22.5	19.8	18.6	25.8
N of Valid	482	578	354	354	1768
N of Miss	12	9	11	6	38

Table 38: Now thinking back over the past year in school, how often did you: enjoy being in school?

Response	6	8	10	12	Total
Never	6.6	14.6	6.4	8.9	9.6
Seldom	12.8	17.7	19.8	21.6	17.5
Sometimes	30.1	34.7	45.8	41.5	37.0
Often	28.0	24.8	21.5	23.6	24.8
Almost always	22.5	8.3	6.4	4.3	11.0
N of Valid	485	577	358	347	1767
N of Miss	9	10	7	13	39

Table 39: Now thinking back over the past year in school, how often did you: hate being in school?






Response	6	8	10	12	Total	
Never	12.7	4.3	3.1	1.7	5.8	
Seldom	34.7	21.5	17.9	15.6	23.2	
Sometimes	30.6	33.1	40.1	39.9	35.2	
Often	12.1	23.1	24.4	28.3	21.4	
Almost always	10.0	18.0	14.6	14.5	14.4	
N of Valid	481	577	357	346	1761	
N of Miss	13	10	8	14	45	

Table 40: Now thinking back over the past year in school, how often did you: try to do your best work in school?






Response	6	8	10	12	Total	
Never	0.0	1.0	0.0	0.9	0.5	
Seldom	1.5	1.9	2.0	2.9	2.0	
Sometimes	5.2	14.2	14.1	18.2	12.5	
Often	21.4	30.1	39.8	35.7	30.8	
Almost always	71.9	52.8	44.1	42.4	54.2	
N of Valid	481	572	354	347	1754	
N of Miss	13	15	11	13	52	

Table 41: How often do you feel that the school work you are assigned is meaningful and important?






Response	6	8	10	12	Total	
Never	4.5	7.8	5.6	8.9	6.7	
Seldom	13.0	22.6	30.1	31.8	23.3	
Sometimes	23.7	43.1	41.3	39.0	36.6	
Often	32.3	17.6	17.4	17.5	21.6	
Almost always	26.5	8.9	5.6	2.9	11.9	
N of Valid	486	575	356	349	1766	
N of Miss	8	12	9	11	40	

Table 42: Putting them all together, what were your grades like last year?

Response	6	8	10	12	Total
Mostly F's	0.6	0.2	0.0	0.0	0.2
Mostly D's	1.7	1.8	2.5	2.3	2.0
Mostly C's	4.6	9.4	9.9	11.5	8.6
Mostly B's	31.4	29.0	29.6	33.6	30.7
Mostly A's	61.7	59.6	58.0	52.6	58.4
N of Valid	475	562	355	348	1740
N of Miss	19	25	10	12	66




Table 43: How important do you think the things you are learning in school are going to be for your later life?

Response	6	8	10	12	Total
Very important	34.5	10.9	6.7	5.5	15.4
Quite important	28.5	23.7	14.8	13.0	21.1
Fairly important	24.2	35.0	39.8	38.9	33.8
Slightly important	10.3	24.3	32.0	35.7	24.3
Not at all important	2.5	6.1	6.7	6.9	5.4
N of Valid	484	577	359	347	1767
N of Miss	10	10	6	13	39

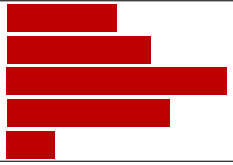


Table 44: During the LAST FOUR WEEKS how many whole days of school have you missed because you skipped or "cut"?

Response	6	8	10	12	Total
None	51.4	65.4	71.1	48.1	59.3
1	21.2	14.3	15.0	24.6	18.3
2	11.5	10.4	6.1	12.6	10.3
3	9.0	4.9	3.1	6.9	6.0
4-5	4.2	3.3	3.3	5.4	4.0
6-10	2.5	1.2	0.8	1.4	1.5
11 or more	0.2	0.5	0.6	0.9	0.5
N of Valid	477	575	360	349	1761
N of Miss	17	12	5	11	45




Table 45: What are the chances you would be seen as cool if you: smoked cigarettes?

Response	6	8	10	12	Total	
No or very little chance	87.9	71.2	59.9	66.7	72.6	
Little chance	8.5	13.5	24.6	19.9	15.7	
Some chance	1.9	8.4	10.4	10.8	7.5	
Pretty good chance	0.8	5.7	3.9	2.0	3.2	
Very good chance	0.8	1.3	1.1	0.6	1.0	
N of Valid	480	548	357	351	1736	
N of Miss	14	39	8	9	70	

Table 46: What are the chances you would be seen as cool if you: worked hard at school?

Response	6	8	10	12	Total	
No or very little chance	6.1	13.6	14.6	12.2	11.4	
Little chance	12.5	18.2	20.6	21.8	17.8	
Some chance	17.1	23.7	33.5	32.8	25.7	
Pretty good chance	28.6	26.8	19.2	23.3	25.0	
Very good chance	35.7	17.6	12.1	9.9	20.0	
N of Valid	479	544	355	344	1722	
N of Miss	15	43	10	16	84	

Table 47: What are the chances you would be seen as cool if you: began drinking alcoholic beverages regularly, that is, at least once or twice a month?

Response	6	8	10	12	Total	
No or very little chance	85.9	63.7	36.2	30.2	57.4	
Little chance	10.0	16.3	18.3	14.2	14.5	
Some chance	2.3	9.5	16.6	23.4	11.8	
Pretty good chance	1.5	7.2	22.2	21.4	11.5	
Very good chance	0.4	3.3	6.7	10.8	4.7	
N of Valid	482	545	356	351	1734	
N of Miss	12	42	9	9	72	

Table 48: What are the chances you would be seen as cool if you: defended someone who was being bullied?






Response	6	8	10	12	Total	
No or very little chance	7.1	11.4	8.7	8.0	9.0	
Little chance	10.0	13.7	19.0	13.7	13.8	
Some chance	17.8	22.0	29.7	33.4	24.7	
Pretty good chance	27.8	29.7	28.6	28.9	28.8	
Very good chance	37.2	23.3	14.0	16.0	23.7	
N of Valid	478	546	357	350	1731	
N of Miss	16	41	8	10	75	

Table 49: What are the chances you would be seen as cool if you: smoked marijuana?






Response	6	8	10	12	Total	
No or very little chance	88.3	66.7	40.0	35.8	61.0	
Little chance	7.9	10.8	15.5	13.5	11.5	
Some chance	1.5	9.3	18.0	22.9	11.7	
Pretty good chance	1.5	8.1	16.9	15.8	9.6	
Very good chance	0.8	5.1	9.6	12.0	6.2	
N of Valid	479	546	355	349	1729	
N of Miss	15	41	10	11	77	

Table 50: What are the chances you would be seen as cool if you: carried a handgun?






Response	6	8	10	12	Total	
No or very little chance	83.9	73.2	67.1	67.0	73.7	
Little chance	9.1	12.5	16.0	17.5	13.3	
Some chance	4.9	6.2	9.0	8.0	6.8	
Pretty good chance	0.8	4.6	4.8	4.6	3.6	
Very good chance	1.3	3.5	3.1	2.9	2.7	
N of Valid	473	545	356	349	1723	
N of Miss	21	42	9	11	83	

Table 51: What are the chances you would be seen as cool if you: used e-cigarettes, e-cigars or e-hookahs (vaping)?






Response	6	8	10	12	Total	
No or very little chance	82.6	58.6	31.7	29.1	53.7	
Little chance	10.5	10.5	13.5	12.3	11.5	
Some chance	3.8	10.1	16.0	18.9	11.3	
Pretty good chance	1.9	8.6	18.0	18.3	10.7	
Very good chance	1.3	12.1	20.8	21.4	12.8	
N of Valid	477	544	356	350	1727	
N of Miss	17	43	9	10	79	

Table 52: What are the chances you would be seen as cool if you: bullied someone or cyber bullied someone?






Response	6	8	10	12	Total	
No or very little chance	82.6	58.6	31.7	29.1	53.7	
Little chance	10.5	10.5	13.5	12.3	11.5	
Some chance	3.8	10.1	16.0	18.9	11.3	
Pretty good chance	1.9	8.6	18.0	18.3	10.7	
Very good chance	1.3	12.1	20.8	21.4	12.8	
N of Valid	477	544	356	350	1727	
N of Miss	17	43	9	10	79	

Table 53: Think of your four best friends (the friends you feel closest to). In the past year (12 months), how many of your best friends have: participated in clubs, organizations or activities at school?






Response	6	8	10	12	Total	
0	10.3	9.9	4.2	10.6	9.0	
1	8.1	11.7	6.8	10.3	9.4	
2	12.8	18.5	15.0	16.9	15.9	
3	17.9	14.8	21.8	16.9	17.5	
4	50.9	45.1	52.1	45.3	48.1	
N of Valid	468	546	353	349	1716	
N of Miss	26	41	12	11	90	



Table 54: Think of your four best friends (the friends you feel closest to). In the past year (12 months), how many of your best friends have: smoked cigarettes?






Response	6	8	10	12	Total	
0	95.7	84.3	79.3	68.9	83.2	
1	3.0	9.3	10.1	14.1	8.7	
2	0.9	3.5	4.9	8.4	4.1	
3	0.2	1.7	3.4	4.9	2.3	
4	0.2	1.3	2.3	3.7	1.7	
N of Valid	461	540	348	347	1696	
N of Miss	33	47	17	13	110	

Table 55: Think of your four best friends (the friends you feel closest to). In the past year (12 months), how many of your best friends have: tried beer, wine or hard liquor (for example, vodka, whiskey, or gin) when their parents didn't know about it?






Response	6	8	10	12	Total	
0	88.3	71.0	42.8	27.0	61.0	
1	6.8	10.4	17.8	17.0	12.3	
2	2.6	7.5	12.2	17.0	9.0	
3	1.5	3.3	9.9	13.8	6.3	
4	0.9	7.8	17.3	25.3	11.4	
N of Valid	469	549	353	348	1719	
N of Miss	25	38	12	12	87	

Table 56: Think of your four best friends (the friends you feel closest to). In the past year (12 months), how many of your best friends have: used e-cigarettes, e-cigars, or e-hookahs?






Response	6	8	10	12	Total	
0	93.4	73.9	43.5	34.8	65.1	
1	3.8	9.3	17.9	15.1	10.7	
2	1.1	6.8	11.4	12.8	7.4	
3	1.1	3.3	11.6	9.7	5.7	
4	0.6	6.8	15.6	27.6	11.1	
N of Valid	472	548	352	351	1723	
N of Miss	22	39	13	9	83	

Table 57: Think of your four best friends (the friends you feel closest to). In the past year (12 months), how many of your best friends have: used marijuana?






Response	6	8	10	12	Total	
0	97.2	85.5	65.0	51.3	77.5	
1	1.3	6.2	15.4	15.4	8.6	
2	0.9	3.5	10.0	10.3	5.5	
3	0.2	1.7	3.1	12.5	3.8	
4	0.4	3.1	6.6	10.5	4.6	
N of Valid	470	545	351	351	1717	
N of Miss	24	42	14	9	89	

Table 58: Think of your four best friends (the friends you feel closest to). In the past year (12 months), how many of your best friends have: used prescription drugs or non-prescription drugs for the purpose of getting high?






Response	6	8	10	12	Total	
0	96.0	92.5	85.3	82.9	90.0	
1	2.3	4.0	7.6	9.1	5.3	
2	1.1	2.0	4.2	4.0	2.6	
3	0.0	0.4	0.3	0.9	0.3	
4	0.6	1.1	2.5	3.1	1.7	
N of Valid	470	549	353	351	1723	
N of Miss	24	38	12	9	83	

Table 59: Think of your four best friends (the friends you feel closest to). In the past year (12 months), how many of your best friends have: used synthetic marijuana (K2, spice) or bath salts?






Response	6	8	10	12	Total	
0	97.2	95.4	93.5	94.9	95.4	
1	1.7	2.4	4.0	2.6	2.6	
2	0.6	1.1	1.4	0.6	0.9	
3	0.2	0.4	0.6	1.4	0.6	
4	0.2	0.7	0.6	0.6	0.5	
N of Valid	463	548	353	351	1715	
N of Miss	31	39	12	9	91	

Table 60: Think of your four best friends (the friends you feel closest to). In the past year (12 months), how many of your best friends have: used LSD, cocaine, amphetamines, or other illegal drugs?






Response	6	8	10	12	Total	
0	99.1	95.6	91.5	90.3	94.7	
1	0.2	2.0	5.4	3.7	2.6	
2	0.2	1.1	1.4	3.4	1.4	
3	0.0	0.7	1.1	0.3	0.5	
4	0.4	0.5	0.6	2.3	0.9	
N of Valid	468	550	352	350	1720	
N of Miss	26	37	13	10	86	

Table 61: Think of your four best friends (the friends you feel closest to). In the past year (12 months), how many of your best friends have: been bullied?






Response	6	8	10	12	Total	
0	37.8	48.5	58.5	66.3	51.3	
1	30.3	22.3	19.9	17.7	23.1	
2	17.0	14.3	10.5	10.0	13.4	
3	5.6	6.4	4.5	2.0	4.9	
4	9.2	8.4	6.5	4.0	7.4	
N of Valid	465	546	352	350	1713	
N of Miss	29	41	13	10	93	

Table 62: Think of your four best friends (the friends you feel closest to). In the past year (12 months), how many of your best friends have: been suspended from school?






Response	6	8	10	12	Total	
0	79.8	71.8	73.1	81.7	76.2	
1	12.4	14.5	15.6	13.8	14.0	
2	3.7	7.0	6.8	2.3	5.1	
3	2.0	2.0	2.0	2.0	2.0	
4	2.2	4.8	2.5	0.3	2.7	
N of Valid	461	546	353	349	1709	
N of Miss	33	41	12	11	97	

Table 63: Think of your four best friends (the friends you feel closest to). In the past year (12 months), how many of your best friends have: carried a handgun?






Response	6	8	10	12	Total	
0	97.0	93.6	92.6	90.3	93.7	
1	1.7	3.6	4.0	4.3	3.3	
2	0.6	0.5	2.3	3.4	1.5	
3	0.0	1.1	0.3	1.1	0.6	
4	0.6	1.1	0.8	0.9	0.9	
N of Valid	469	551	353	350	1723	
N of Miss	25	36	12	10	83	

Table 64: Think of your four best friends (the friends you feel closest to). In the past year (12 months), how many of your best friends have: sold illegal drugs?






Response	6	8	10	12	Total	
0	99.6	95.1	89.5	88.3	93.7	
1	0.2	3.3	6.8	7.2	4.0	
2	0.0	0.7	2.6	2.6	1.3	
3	0.0	0.4	0.9	0.9	0.5	
4	0.2	0.5	0.3	1.1	0.5	
N of Valid	464	547	351	349	1711	
N of Miss	30	40	14	11	95	

Table 65: Think of your four best friends (the friends you feel closest to). In the past year (12 months), how many of your best friends have: regularly attended religious services?






Response	6	8	10	12	Total	
0	31.0	22.0	12.9	18.3	21.7	
1	12.5	13.0	12.6	16.9	13.6	
2	16.5	15.4	22.9	19.8	18.1	
3	15.1	18.0	21.2	14.3	17.1	
4	24.9	31.6	30.4	30.7	29.4	
N of Valid	449	545	349	349	1692	
N of Miss	45	42	16	11	114	

Table 66: Think of your four best friends (the friends you feel closest to). In the past year (12 months), how many of your best friends have: stolen or tried to steal a motor vehicle such as a car or motorcycle?






Response	6	8	10	12	Total	
0	99.1	96.7	97.2	96.9	97.5	
1	0.6	1.6	2.8	2.0	1.7	
2	0.0	0.9	0.0	0.9	0.5	
3	0.0	0.4	0.0	0.0	0.1	
4	0.2	0.4	0.0	0.3	0.2	
N of Valid	464	548	352	350	1714	
N of Miss	30	39	13	10	92	

Table 67: Think of your four best friends (the friends you feel closest to). In the past year (12 months), how many of your best friends have: been arrested?






Response	6	8	10	12	Total	
0	95.1	89.5	88.6	92.0	91.3	
1	4.1	6.5	7.1	5.4	5.8	
2	0.2	2.5	2.9	1.7	1.8	
3	0.4	0.5	0.9	0.3	0.5	
4	0.2	0.9	0.6	0.6	0.6	
N of Valid	465	550	350	351	1716	
N of Miss	29	37	15	9	90	

Table 68: Think of your four best friends (the friends you feel closest to). In the past year (12 months), how many of your best friends have: dropped out of school?






Response	6	8	10	12	Total	
0	97.2	96.2	95.4	95.7	96.2	
1	1.7	2.2	3.4	4.0	2.7	
2	0.6	0.7	0.6	0.3	0.6	
3	0.0	0.2	0.6	0.0	0.2	
4	0.4	0.7	0.0	0.0	0.4	
N of Valid	464	549	350	350	1713	
N of Miss	30	38	15	10	93	

Table 69: Think of your four best friends (the friends you feel closest to). In the past year (12 months), how many of your best friends have: been members of a gang?






Response	6	8	10	12	Total	
0	94.4	91.2	95.4	95.4	93.8	
1	3.0	4.2	3.7	2.3	3.4	
2	1.1	2.4	0.6	0.9	1.3	
3	0.2	0.5	0.0	0.0	0.2	
4	1.3	1.6	0.3	1.4	1.2	
N of Valid	463	547	351	349	1710	
N of Miss	31	40	14	11	96	

Table 70: How old were you when you first: smoked marijuana?










Response	6	8	10	12	Total	
Never	99.6	94.4	83.9	70.2	88.7	
10 or younger	0.0	0.5	0.6	0.9	0.5	
11	0.4	1.8	0.8	0.3	0.9	
12	0.0	1.8	1.7	1.4	1.2	
13	0.0	1.5	2.3	2.0	1.3	
14	0.0	0.0	4.8	2.6	1.5	
15	0.0	0.0	5.6	5.7	2.3	
16	0.0	0.0	0.3	10.3	2.2	
17 or older	0.0	0.0	0.0	6.6	1.3	
N of Valid	458	549	354	349	1710	
N of Miss	36	38	11	11	96	

Table 71: How old were you when you first: smoked a cigarette, even just a puff?










Response	6	8	10	12	Total	
Never	96.8	87.7	81.5	72.3	85.8	
10 or younger	2.2	4.4	2.3	2.6	3.0	
11	1.1	3.3	1.1	1.4	1.9	
12	0.0	1.8	2.8	1.4	1.5	
13	0.0	2.4	4.3	3.2	2.3	
14	0.0	0.4	3.1	2.6	1.3	
15	0.0	0.0	4.0	6.1	2.0	
16	0.0	0.0	0.9	4.3	1.1	
17 or older	0.0	0.0	0.0	6.1	1.2	
N of Valid	465	544	352	347	1708	
N of Miss	29	43	13	13	98	

Table 72: How old were you when you first: had more than a sip or two of beer, wine or hard liquor (for example, vodka, whiskey, or gin)?










Response	6	8	10	12	Total	
Never	86.3	73.6	56.9	39.5	66.7	
10 or younger	8.5	9.3	4.2	2.9	6.7	
11	4.3	2.9	1.4	1.7	2.7	
12	0.9	6.2	3.4	3.2	3.6	
13	0.0	6.4	7.1	2.9	4.1	
14	0.0	1.6	9.9	10.3	4.7	
15	0.0	0.0	14.4	12.9	5.6	
16	0.0	0.0	2.3	14.0	3.3	
17 or older	0.0	0.0	0.3	12.6	2.6	
N of Valid	461	550	353	349	1713	
N of Miss	33	37	12	11	93	

Table 73: How old were you when you first: began drinking alcoholic beverages regularly, that is, at least once or twice a month?










Response	6	8	10	12	Total	
Never	99.1	95.8	86.2	73.6	90.2	
10 or younger	0.7	0.7	0.3	0.3	0.5	
11	0.2	0.9	0.0	0.0	0.4	
12	0.0	0.7	0.3	0.3	0.4	
13	0.0	1.8	1.1	0.6	0.9	
14	0.0	0.0	2.3	0.9	0.6	
15	0.0	0.0	7.9	5.7	2.8	
16	0.0	0.0	2.0	8.3	2.1	
17 or older	0.0	0.0	0.0	10.3	2.1	
N of Valid	457	549	354	349	1709	
N of Miss	37	38	11	11	97	

Table 74: How old were you when you first: used Pegaramide (peg, Peggy)?


Response	6	8	10	12	Total	
Never	100.0	100.0	100.0	100.0	100.0	
10 or younger	0.0	0.0	0.0	0.0	0.0	
11	0.0	0.0	0.0	0.0	0.0	
12	0.0	0.0	0.0	0.0	0.0	
13	0.0	0.0	0.0	0.0	0.0	
14	0.0	0.0	0.0	0.0	0.0	
15	0.0	0.0	0.0	0.0	0.0	
16	0.0	0.0	0.0	0.0	0.0	
17 or older	0.0	0.0	0.0	0.0	0.0	
N of Valid	444	550	351	350	1695	
N of Miss	50	37	14	10	111	



Table 75: How old were you when you first: got suspended from school?










Response	6	8	10	12	Total	
Never	92.6	88.3	82.8	85.4	87.7	
10 or younger	5.2	3.8	5.6	2.0	4.2	
11	1.5	1.8	1.1	1.4	1.5	
12	0.7	2.7	1.7	2.6	1.9	
13	0.0	2.2	1.7	1.7	1.4	
14	0.0	0.9	4.0	1.7	1.5	
15	0.0	0.2	2.3	2.0	0.9	
16	0.0	0.0	0.8	2.3	0.6	
17 or older	0.0	0.0	0.0	0.9	0.2	
N of Valid	460	548	354	350	1712	
N of Miss	34	39	11	10	94	

Table 76: How old were you when you first: got arrested?









Response	6	8	10	12	Total	
Never	99.6	97.5	96.9	98.0	98.0	
10 or younger	0.0	0.7	0.0	0.0	0.2	
11	0.4	0.4	0.6	0.0	0.3	
12	0.0	0.7	0.3	0.0	0.3	
13	0.0	0.7	0.8	0.0	0.4	
14	0.0	0.0	0.6	0.9	0.3	
15	0.0	0.0	0.8	0.6	0.3	
16	0.0	0.0	0.0	0.0	0.0	
17 or older	0.0	0.0	0.0	0.6	0.1	
N of Valid	460	550	355	351	1716	
N of Miss	34	37	10	9	90	

Table 77: How old were you when you first: carried a handgun?










Response	6	8	10	12	Total	
Never	96.3	94.7	95.2	92.0	94.7	
10 or younger	1.8	2.2	1.1	1.4	1.7	
11	1.5	1.3	0.6	0.9	1.1	
12	0.2	0.5	0.3	0.9	0.5	
13	0.0	0.9	0.9	0.6	0.6	
14	0.0	0.4	0.6	0.9	0.4	
15	0.0	0.0	1.4	1.4	0.6	
16	0.0	0.0	0.0	0.6	0.1	
17 or older	0.2	0.0	0.0	1.4	0.4	
N of Valid	457	547	351	348	1703	
N of Miss	37	40	14	12	103	

Table 78: How old were you when you first: used e-cigarettes, e-cigars, or e-hookahs (vaping)?










Response	6	8	10	12	Total	
Never	96.5	84.9	64.9	53.9	77.5	
10 or younger	0.9	2.0	0.6	0.3	1.1	
11	2.4	2.0	1.1	0.0	1.5	
12	0.2	4.0	2.0	0.6	1.9	
13	0.0	6.2	5.4	3.2	3.7	
14	0.0	0.9	14.2	4.9	4.2	
15	0.0	0.0	9.3	10.9	4.2	
16	0.0	0.0	2.5	19.5	4.5	
17 or older	0.0	0.0	0.0	6.9	1.4	
N of Valid	458	550	353	349	1710	
N of Miss	36	37	12	11	96	

Table 79: How old were you when you first: belonged to a gang?










Response	6	8	10	12	Total	
Never	98.7	97.1	98.0	97.7	97.8	
10 or younger	0.4	0.2	0.3	0.9	0.4	
11	0.4	0.2	0.3	0.0	0.2	
12	0.4	1.5	0.0	0.0	0.6	
13	0.0	0.7	0.0	0.3	0.3	
14	0.0	0.4	0.6	0.3	0.3	
15	0.0	0.0	0.3	0.0	0.1	
16	0.0	0.0	0.3	0.6	0.2	
17 or older	0.0	0.0	0.3	0.3	0.1	
N of Valid	462	549	353	346	1710	
N of Miss	32	38	12	14	96	

Table 80: How old were you when you first: used prescription drugs not prescribed to you?










Response	6	8	10	12	Total	
Never	99.1	95.3	92.7	89.1	94.5	
10 or younger	0.0	2.0	0.6	0.3	0.8	
11	0.9	0.4	0.0	0.0	0.3	
12	0.0	1.6	0.8	0.3	0.8	
13	0.0	0.4	0.8	1.4	0.6	
14	0.0	0.4	1.4	1.4	0.7	
15	0.0	0.0	2.8	1.1	0.8	
16	0.0	0.0	0.8	3.1	0.8	
17 or older	0.0	0.0	0.0	3.1	0.6	
N of Valid	463	549	355	350	1717	
N of Miss	31	38	10	10	89	

Table 81: How wrong do you think it is for someone your age to: take a handgun to school?





Response	6	8	10	12	Total	
Very wrong	91.1	90.0	88.1	90.6	90.0	
Wrong	7.2	6.5	8.2	4.8	6.7	
A little bit wrong	1.5	2.7	2.5	3.1	2.4	
Not at all wrong	0.2	0.7	1.1	1.4	0.8	
N of Valid	470	550	353	352	1725	
N of Miss	24	37	12	8	81	

Table 82: How wrong do you think it is for someone your age to: steal anything?





Response	6	8	10	12	Total	
Very wrong	71.5	65.2	55.6	65.9	65.1	
Wrong	25.3	29.0	37.0	26.6	29.2	
A little bit wrong	2.8	5.1	7.1	6.9	5.2	
Not at all wrong	0.4	0.7	0.3	0.6	0.5	
N of Valid	463	549	354	349	1715	
N of Miss	31	38	11	11	91	

Table 83: How wrong do you think it is for someone your age to: pick a fight with someone?





Response	6	8	10	12	Total	
Very wrong	54.5	39.0	31.4	41.6	42.1	
Wrong	31.1	33.7	39.4	31.1	33.6	
A little bit wrong	13.3	22.3	25.5	23.4	20.8	
Not at all wrong	1.1	5.0	3.7	4.0	3.5	
N of Valid	457	543	353	351	1704	
N of Miss	37	44	12	9	102	

Table 84: How wrong do you think it is for someone your age to: attack someone with the idea of seriously hurting them?





Response	6	8	10	12	Total	
Very wrong	86.9	78.0	74.0	72.9	78.6	
Wrong	9.9	16.1	21.8	22.8	17.0	
A little bit wrong	2.6	4.6	3.4	2.8	3.4	
Not at all wrong	0.6	1.3	0.8	1.4	1.0	
N of Valid	465	546	354	351	1716	
N of Miss	29	41	11	9	90	

Table 85: How wrong do you think it is for someone your age to: stay away from school all day when their parents think they are at school?





Response	6	8	10	12	Total	
Very wrong	77.6	63.0	40.6	45.2	58.7	
Wrong	17.8	25.9	39.2	29.5	27.2	
A little bit wrong	3.0	8.8	17.7	20.2	11.4	
Not at all wrong	1.5	2.4	2.5	5.1	2.7	
N of Valid	465	548	355	352	1720	
N of Miss	29	39	10	8	86	

Table 86: How wrong do you think it is for someone your age to: drink beer, wine or hard liquor (for example, vodka, whiskey, or gin) regularly?





Response	6	8	10	12	Total	
Very wrong	89.1	72.7	45.8	36.8	64.3	
Wrong	9.0	16.8	25.1	24.5	18.0	
A little bit wrong	1.7	8.4	22.0	28.5	13.5	
Not at all wrong	0.2	2.2	7.1	10.3	4.3	
N of Valid	467	549	354	351	1721	
N of Miss	27	38	11	9	85	

Table 87: How wrong do you think it is for someone your age to: smoke cigarettes?





Response	6	8	10	12	Total	
Very wrong	92.5	76.9	64.5	60.0	75.1	
Wrong	7.1	16.8	21.7	24.6	16.7	
A little bit wrong	0.2	4.9	10.4	11.4	6.1	
Not at all wrong	0.2	1.5	3.4	4.0	2.0	
N of Valid	466	549	355	350	1720	
N of Miss	28	38	10	10	86	

Table 88: How wrong do you think it is for someone your age to: smoke marijuana?





Response	6	8	10	12	Total	
Very wrong	95.0	79.0	57.9	46.3	72.3	
Wrong	3.5	11.3	18.6	17.7	12.0	
A little bit wrong	1.3	7.3	13.6	18.9	9.3	
Not at all wrong	0.2	2.4	9.9	17.1	6.4	
N of Valid	461	548	354	350	1713	
N of Miss	33	39	11	10	93	

Table 89: How wrong do you think it is for someone your age to: use prescription drugs or non-prescription drugs for the purpose of getting high?





Response	6	8	10	12	Total	
Very wrong	95.9	88.0	77.5	79.2	86.2	
Wrong	3.2	9.8	16.1	13.7	10.1	
A little bit wrong	0.9	1.5	5.9	5.4	3.0	
Not at all wrong	0.0	0.7	0.6	1.7	0.7	
N of Valid	467	549	355	351	1722	
N of Miss	27	38	10	9	84	

Table 90: How wrong do you think it is for someone your age to: use synthetic marijuana (K2, spice) or bath salts?

Response	6	8	10	12	Total	
Very wrong	95.2	88.5	79.2	82.6	87.2	
Wrong	4.1	9.5	14.9	13.1	9.9	
A little bit wrong	0.7	1.1	4.5	2.6	2.0	
Not at all wrong	0.0	0.9	1.4	1.7	0.9	
N of Valid	461	548	355	351	1715	
N of Miss	33	39	10	9	91	

Table 91: How wrong do you think it is for someone your age to: use LSD, cocaine, amphetamines or another illegal drug?

Response	6	8	10	12	Total	
Very wrong	97.8	92.1	83.0	81.8	89.7	
Wrong	2.2	6.2	12.5	11.6	7.5	
A little bit wrong	0.0	0.9	2.6	3.1	1.5	
Not at all wrong	0.0	0.7	2.0	3.4	1.3	
N of Valid	463	546	352	352	1713	
N of Miss	31	41	13	8	93	

Table 92: How wrong do you think it is for someone your age to: use e-cigarettes, e-cigars or e-hookahs (vaping)?

Response	6	8	10	12	Total	
Very wrong	90.7	71.5	49.1	43.5	66.3	
Wrong	7.4	16.8	19.0	20.2	15.4	
A little bit wrong	1.5	8.7	25.0	23.6	13.2	
Not at all wrong	0.4	3.1	6.8	12.8	5.1	
N of Valid	462	543	352	352	1709	
N of Miss	32	44	13	8	97	

Table 93: At school during the past 12 months, did you receive help from the resource teacher, speech therapist or other special education teacher?

Response	6	8	10	12	Total
No	0.0	0.0	0.0	0.0	0.0
Yes	0.0	0.0	0.0	0.0	0.0
N of Valid	0	0	0	0	0
N of Miss	0	0	0	0	0

Table 94: How many times in the past year (12 months) have you: been suspended from school?

Response	6	8	10	12	Total
Never	96.3	91.4	93.7	95.4	94.0
1 to 2 times	3.1	7.8	6.0	4.3	5.5
3 to 5 times	0.2	0.7	0.0	0.3	0.4
6 to 9 times	0.0	0.0	0.0	0.0	0.0
10+ times	0.4	0.0	0.3	0.0	0.2
N of Valid	456	548	351	351	1706
N of Miss	38	39	14	9	100

Table 95: How many times in the past year (12 months) have you: carried a handgun?

Response	6	8	10	12	Total
Never	96.9	96.0	97.2	93.7	96.0
1 to 2 times	2.2	2.2	0.9	2.0	1.9
3 to 5 times	0.4	0.9	1.4	2.3	1.2
6 to 9 times	0.0	0.2	0.3	0.9	0.3
10+ times	0.4	0.7	0.3	1.1	0.6
N of Valid	456	548	351	350	1705
N of Miss	38	39	14	10	101



Table 96: How many times in the past year (12 months) have you: sold illegal drugs?






Response	6	8	10	12	Total	
Never	100.0	99.1	96.6	95.7	98.1	
1 to 2 times	0.0	0.6	2.0	2.8	1.2	
3 to 5 times	0.0	0.2	0.3	0.6	0.2	
6 to 9 times	0.0	0.2	0.0	0.3	0.1	
10+ times	0.0	0.0	1.1	0.6	0.4	
N of Valid	456	544	351	351	1702	
N of Miss	38	43	14	9	104	

Table 97: How many times in the past year (12 months) have you: stolen or tried to steal a motor vehicle such as a car or motorcycle?





Response	6	8	10	12	Total	
Never	99.6	99.5	98.3	99.4	99.2	
1 to 2 times	0.2	0.5	1.4	0.3	0.6	
3 to 5 times	0.0	0.0	0.0	0.3	0.1	
6 to 9 times	0.0	0.0	0.0	0.0	0.0	
10+ times	0.2	0.0	0.3	0.0	0.1	
N of Valid	455	547	351	349	1702	
N of Miss	39	40	14	11	104	

Table 98: How many times in the past year (12 months) have you: participated in clubs, organizations or activities at school?






Response	6	8	10	12	Total	
Never	27.0	35.4	21.1	30.3	29.2	
1 to 2 times	17.0	19.8	18.5	16.0	18.0	
3 to 5 times	20.3	16.0	17.1	12.0	16.5	
6 to 9 times	9.4	6.1	8.3	4.9	7.1	
10+ times	26.3	22.8	35.0	36.9	29.2	
N of Valid	448	545	351	350	1694	
N of Miss	46	42	14	10	112	

Table 99: How many times in the past year (12 months) have you: been arrested?





Response	6	8	10	12	Total	
Never	99.3	98.3	98.3	98.9	98.7	
1 to 2 times	0.2	1.3	1.7	1.1	1.1	
3 to 5 times	0.0	0.4	0.0	0.0	0.1	
6 to 9 times	0.0	0.0	0.0	0.0	0.0	
10+ times	0.4	0.0	0.0	0.0	0.1	
N of Valid	452	544	349	350	1695	
N of Miss	42	43	16	10	111	

Table 100: How many times in the past year (12 months) have you: attacked someone with the idea of seriously hurting them?






Response	6	8	10	12	Total	
Never	94.1	94.1	92.9	96.0	94.2	
1 to 2 times	4.8	4.8	5.1	3.1	4.5	
3 to 5 times	0.9	0.9	1.7	0.6	1.0	
6 to 9 times	0.2	0.0	0.3	0.0	0.1	
10+ times	0.0	0.2	0.0	0.3	0.1	
N of Valid	455	543	350	350	1698	
N of Miss	39	44	15	10	108	

Table 101: How many times in the past year (12 months) have you: been drunk or high at school?






Response	6	8	10	12	Total	
Never	98.9	95.6	95.1	89.2	95.1	
1 to 2 times	1.1	3.5	2.0	3.4	2.5	
3 to 5 times	0.0	0.6	1.1	2.3	0.9	
6 to 9 times	0.0	0.2	0.9	2.0	0.6	
10+ times	0.0	0.2	0.9	3.1	0.9	
N of Valid	455	545	350	351	1701	
N of Miss	39	42	15	9	105	

Table 102: How many times in the past year (12 months) have you: taken a handgun to school?





Response	6	8	10	12	Total	
Never	100.0	99.8	99.1	99.1	99.6	
1 to 2 times	0.0	0.2	0.6	0.3	0.2	
3 to 5 times	0.0	0.0	0.3	0.3	0.1	
6 to 9 times	0.0	0.0	0.0	0.0	0.0	
10+ times	0.0	0.0	0.0	0.3	0.1	
N of Valid	454	547	351	350	1702	
N of Miss	40	40	14	10	104	

Table 103: How many times in the past year (12 months) have you: used e-cigarettes, e-cigars, or e-hookahs (vaping)?





Response	6	8	10	12	Total	
Never	100.0	99.8	99.1	99.1	99.6	
1 to 2 times	0.0	0.2	0.6	0.3	0.2	
3 to 5 times	0.0	0.0	0.3	0.3	0.1	
6 to 9 times	0.0	0.0	0.0	0.0	0.0	
10+ times	0.0	0.0	0.0	0.3	0.1	
N of Valid	454	547	351	350	1702	
N of Miss	40	40	14	10	104	

Table 104: Are you currently on probation, or assigned a probation officer with Juvenile Court?



Response	6	8	10	12	Total	
No	99.2	98.6	99.4	96.7	98.5	
Yes	0.8	1.4	0.6	3.3	1.5	
N of Valid	387	483	317	332	1519	
N of Miss	107	104	48	28	287	

Table 105: Have you ever belonged to a gang?


Response	6	8	10	12	Total	
No	96.9	95.4	96.6	95.4	96.1	
No, but would like to	0.4	1.1	1.7	2.3	1.3	
Yes, in the past	1.8	2.2	1.4	0.9	1.6	
Yes, belong now	0.7	1.1	0.3	1.4	0.9	
Yes, but would like to get out	0.2	0.2	0.0	0.0	0.1	
N of Valid	456	544	356	351	1707	
N of Miss	38	43	9	9	99	

Table 106: If you have ever belonged to a gang, did that gang have a name?


Response	6	8	10	12	Total	
No	11.9	10.0	11.3	13.3	11.5	
Yes	1.8	3.3	1.4	2.0	2.2	
I have never belonged to a gang	86.3	86.7	87.3	84.7	86.3	
N of Valid	454	541	353	346	1694	
N of Miss	40	46	12	14	112	

Table 107: You are at a party at someone's house, and one of your friends offers you a drink containing alcohol. What would you say or do?


Response	6	8	10	12	Total	
Drink it	4.9	13.4	30.2	41.2	20.4	
Tell your friend, 'No thanks, I don't drink' and suggest that you and your friend go and do something else	51.1	47.7	35.9	26.2	41.7	
Just say, 'No thanks' and walk away	27.8	23.2	29.4	25.6	26.2	
Make up a good excuse, tell your friend you had something else to do, and leave	16.2	15.8	4.5	6.9	11.7	
N of Valid	450	539	354	347	1690	
N of Miss	44	48	11	13	116	

Table 108: How often do you attend religious services or activities?

Response	6	8	10	12	Total
Never	19.4	15.2	10.2	14.9	15.2
Rarely	17.3	16.6	21.3	18.4	18.2
1-2 Times a Month	13.6	14.8	14.5	12.6	14.0
About Once a Week or More	49.7	53.4	54.0	54.0	52.7
N of Valid	433	541	352	348	1674
N of Miss	61	46	13	12	132

Table 109: I think sometimes it's okay to cheat at school.

Response	6	8	10	12	Total
NO!	63.1	37.3	19.0	18.0	36.2
no	30.8	40.9	39.9	35.7	36.9
yes	5.2	18.3	35.7	38.0	22.7
YES!	0.9	3.5	5.4	8.3	4.2
N of Valid	442	509	353	350	1654
N of Miss	52	78	12	10	152

Table 110: It is important to think before you act.

Response	6	8	10	12	Total
NO!	1.8	2.6	1.1	2.3	2.0
no	2.5	3.7	1.1	0.9	2.2
yes	27.0	41.0	40.3	33.4	35.5
YES!	68.6	52.7	57.4	63.4	60.2
N of Valid	437	507	352	350	1646
N of Miss	57	80	13	10	160

Table 111: Sometimes I think that life is not worth it.





Response	6	8	10	12	Total	
NO!	54.5	46.6	36.6	43.7	45.9	
no	23.6	25.7	28.9	27.7	26.2	
yes	18.2	18.7	24.0	20.9	20.2	
YES!	3.7	9.0	10.6	7.7	7.6	
N of Valid	433	502	350	350	1635	
N of Miss	61	85	15	10	171	

Table 112: At times I think I am no good at all.





Response	6	8	10	12	Total	
NO!	34.3	27.5	19.9	25.9	27.3	
no	28.4	29.3	28.5	25.0	28.0	
yes	29.6	30.5	35.0	37.1	32.7	
YES!	7.7	12.7	16.5	12.1	12.1	
N of Valid	429	498	351	348	1626	
N of Miss	65	89	14	12	180	

Table 113: All in all, I am inclined to think that I am a failure.





Response	6	8	10	12	Total	
NO!	55.9	43.4	34.2	39.5	43.8	
no	27.2	32.4	31.1	33.5	31.0	
yes	12.7	16.4	24.5	19.8	17.9	
YES!	4.2	7.8	10.3	7.2	7.3	
N of Valid	426	500	351	349	1626	
N of Miss	68	87	14	11	180	

Table 114: In the past year, have you felt depressed or sad MOST days, even if you felt okay sometimes?





Response	6	8	10	12	Total	
NO!	42.7	36.9	27.3	27.9	34.4	
no	22.5	26.3	26.4	28.4	25.8	
yes	24.4	22.8	30.4	27.9	26.0	
YES!	10.3	14.0	15.9	15.8	13.8	
N of Valid	426	499	352	348	1625	
N of Miss	68	88	13	12	181	

Table 115: It is all right to beat up people if they start the fight.





Response	6	8	10	12	Total	
NO!	50.9	30.9	20.5	21.3	31.8	
no	25.0	25.7	24.4	22.7	24.6	
yes	15.9	25.5	32.4	28.4	25.1	
YES!	8.2	18.0	22.7	27.6	18.5	
N of Valid	428	499	352	348	1627	
N of Miss	66	88	13	12	179	

Table 116: I think it is okay to take something without asking if you can get away with it.





Response	6	8	10	12	Total	
NO!	82.9	64.9	56.4	65.6	68.0	
no	15.3	32.3	38.7	30.7	28.8	
yes	1.6	2.0	3.7	3.4	2.6	
YES!	0.2	0.8	1.1	0.3	0.6	
N of Valid	432	502	351	349	1634	
N of Miss	62	85	14	11	172	

Table 117: Where do you get the most information about living a drug and alcohol free life? Parents/guardians





Response	6	8	10	12	Total	
All the time	54.4	50.1	47.2	47.3	50.0	
Most	21.5	23.4	21.4	23.6	22.5	
Some	13.9	17.6	19.4	19.6	17.5	
Very little	10.2	8.8	11.9	9.5	10.0	
N of Valid	410	499	345	347	1601	
N of Miss	84	88	20	13	205	

Table 118: Where do you get the most information about living a drug and alcohol free life? Friends





Response	6	8	10	12	Total	
All the time	21.6	15.3	13.1	10.7	15.4	
Most	16.3	15.5	13.7	12.8	14.7	
Some	25.1	29.0	31.8	32.8	29.4	
Very little	37.1	40.1	41.4	43.8	40.4	
N of Valid	399	489	343	345	1576	
N of Miss	95	98	22	15	230	

Table 119: Where do you get the most information about living a drug and alcohol free life? Family members





Response	6	8	10	12	Total	
All the time	46.8	40.9	33.6	36.9	39.9	
Most	21.8	21.7	21.7	24.2	22.3	
Some	18.6	20.9	24.3	17.9	20.4	
Very little	12.9	16.6	20.3	21.0	17.4	
N of Valid	404	489	345	347	1585	
N of Miss	90	98	20	13	221	



Table 120: Where do you get the most information about living a drug and alcohol free life? School





Response	6	8	10	12	Total	
All the time	65.0	63.0	51.3	48.7	57.9	
Most	18.6	19.0	29.0	21.7	21.7	
Some	8.8	11.9	11.9	20.9	13.1	
Very little	7.6	6.1	7.8	8.7	7.4	
N of Valid	408	495	345	345	1593	
N of Miss	86	92	20	15	213	

Table 121: Where do you get the most information about living a drug and alcohol free life? Internet





Response	6	8	10	12	Total	
All the time	19.6	19.5	16.8	17.6	18.5	
Most	13.6	15.2	16.2	14.7	14.9	
Some	28.0	32.1	35.7	36.3	32.8	
Very little	38.8	33.1	31.3	31.4	33.8	
N of Valid	397	486	345	347	1575	
N of Miss	97	101	20	13	231	

Table 122: Where do you get the most information about living a drug and alcohol free life? TV





Response	6	8	10	12	Total	
All the time	23.3	19.9	12.3	16.5	18.4	
Most	14.0	13.9	14.1	11.0	13.4	
Some	30.3	31.1	33.7	33.9	32.1	
Very little	32.3	35.0	39.9	38.6	36.2	
N of Valid	399	488	341	345	1573	
N of Miss	95	99	24	15	233	

Table 123: Where do you get the most information about living a drug and alcohol free life? Social media

Response	6	8	10	12	Total
All the time	14.2	16.7	12.0	15.0	14.7
Most	9.2	11.0	12.3	11.5	10.9
Some	22.6	27.9	28.7	34.6	28.3
Very little	53.9	44.4	47.1	38.9	46.1
N of Valid	380	484	342	347	1553
N of Miss	114	103	23	13	253

Table 124: How much do you think people risk harming themselves (physically or in other ways) if they: smoked one or more packs of cigarettes per day?

Response	6	8	10	12	Total
No risk	5.1	6.2	3.2	3.2	4.6
Slight risk	8.6	5.4	6.7	8.4	7.2
Moderate risk	18.3	18.1	18.6	19.8	18.6
Great risk	68.0	70.2	71.5	68.6	69.6
N of Valid	409	497	344	344	1594
N of Miss	85	90	21	16	212

Table 125: How much do you think people risk harming themselves (physically or in other ways) if they: try marijuana once or twice?

Response	6	8	10	12	Total
No risk	11.6	18.0	28.1	41.5	23.6
Slight risk	27.1	32.0	41.5	31.0	32.6
Moderate risk	26.6	22.9	14.6	15.8	20.5
Great risk	34.7	27.1	15.8	11.7	23.3
N of Valid	406	490	342	342	1580
N of Miss	88	97	23	18	226

Table 126: How much do you think people risk harming themselves (physically or in other ways) if they: smoke marijuana once or twice a week?

Response	6	8	10	12	Total
No risk	7.1	11.2	15.1	26.2	14.3
Slight risk	11.1	14.1	21.1	26.2	17.5
Moderate risk	26.8	30.5	27.9	20.9	26.9
Great risk	54.9	44.2	35.9	26.8	41.3
N of Valid	395	489	337	340	1561
N of Miss	99	98	28	20	245

Table 127: How much do you think people risk harming themselves (physically or in other ways) if they: take one or two drinks of an alcoholic beverage (beer, wine, liquor) nearly every day?

Response	6	8	10	12	Total
No risk	8.2	8.1	9.0	13.4	9.5
Slight risk	16.4	19.8	26.2	23.6	21.1
Moderate risk	28.5	29.4	32.4	37.9	31.7
Great risk	46.9	42.7	32.4	25.1	37.7
N of Valid	403	496	343	343	1585
N of Miss	91	91	22	17	221

Table 128: How much do you think people risk harming themselves (physically or in other ways) if they: have five or more drinks of an alcoholic beverage once or twice a weekend?

Response	6	8	10	12	Total
No risk	6.7	6.7	5.6	9.9	7.1
Slight risk	8.4	10.5	14.7	18.6	12.7
Moderate risk	24.8	23.9	33.2	31.7	27.8
Great risk	60.0	58.9	46.5	39.8	52.4
N of Valid	403	494	340	344	1581
N of Miss	91	93	25	16	225

Table 129: How much do you think people risk harming themselves (physically or in other ways) if they: use prescription drugs that are not prescribed to them?

Response	6	8	10	12	Total
No risk	5.7	5.3	2.9	2.9	4.4
Slight risk	3.5	7.9	4.7	5.9	5.6
Moderate risk	18.7	16.9	21.6	23.5	19.8
Great risk	72.1	69.9	70.8	67.7	70.2
N of Valid	401	492	342	341	1576
N of Miss	93	95	23	19	230

Table 130: How much do you think people risk harming themselves (physically or in other ways) if they: use non-prescription drugs to get high?

Response	6	8	10	12	Total
No risk	6.1	5.2	3.2	3.5	4.6
Slight risk	2.8	5.0	5.6	5.6	4.7
Moderate risk	12.6	15.9	19.1	20.5	16.8
Great risk	78.5	73.8	72.1	70.5	73.9
N of Valid	396	496	341	342	1575
N of Miss	98	91	24	18	231

Table 131: How much do you think people risk harming themselves (physically or in other ways) if they: use e-cigarettes, e-cigars, or e-hookahs?

Response	6	8	10	12	Total
No risk	6.8	8.7	7.9	10.3	8.4
Slight risk	10.6	17.0	27.8	29.3	20.4
Moderate risk	25.0	26.5	28.9	30.2	27.5
Great risk	57.6	47.8	35.4	30.2	43.7
N of Valid	396	494	342	341	1573
N of Miss	98	93	23	19	233

Table 132: Have you ever used smokeless tobacco (chew, snuff, plug, dipping tobacco, or chewing tobacco)?

Response	6	8	10	12	Total	
Never	97.3	92.9	91.2	82.3	91.3	
Once or Twice	1.5	3.8	7.1	9.6	5.2	
Once in a while but not regularly	0.7	1.7	1.2	4.9	2.0	
Regularly in the past	0.5	0.8	0.3	2.0	0.9	
Regularly now	0.0	0.8	0.3	1.2	0.6	
N of Valid	403	477	340	344	1564	
N of Miss	91	110	25	16	242	

Table 133: How often have you used smokeless tobacco during the past 30 days?

Response	6	8	10	12	Total	
Not at all	99.2	96.0	97.6	90.7	96.0	
Once or twice	0.5	2.1	1.5	4.9	2.2	
Once or twice per week	0.0	0.4	0.0	2.6	0.7	
Three to five times per week	0.0	0.6	0.0	0.3	0.3	
About once a day	0.3	0.4	0.0	0.6	0.3	
More than once a day	0.0	0.4	0.9	0.9	0.5	
N of Valid	393	479	339	344	1555	
N of Miss	101	108	26	16	251	

Table 134: Have you ever smoked cigarettes?

Response	6	8	10	12	Total	
Never	97.5	89.1	83.9	77.6	87.6	
Once or Twice	2.3	8.6	10.8	12.1	8.2	
Once in a while but not regularly	0.0	0.8	3.2	7.4	2.6	
Regularly in the past	0.3	1.0	1.2	1.8	1.0	
Regularly now	0.0	0.4	0.9	1.2	0.6	
N of Valid	395	477	342	339	1553	
N of Miss	99	110	23	21	253	

Table 135: How frequently have you smoked cigarettes during the past 30 days?






Response	6	8	10	12	Total	
Not at all	100.0	98.1	95.6	94.2	97.2	
Less than one cigarette per day	0.0	1.0	3.2	3.5	1.8	
One to five cigarettes per day	0.0	0.6	0.9	2.0	0.8	
About one-half pack per day	0.0	0.0	0.3	0.3	0.1	
About one pack per day	0.0	0.0	0.0	0.0	0.0	
About one and one-half packs per day	0.0	0.2	0.0	0.0	0.1	
Two packs or more per day	0.0	0.0	0.0	0.0	0.0	
N of Valid	394	478	342	342	1556	
N of Miss	100	109	23	18	250	

Table 136: Which statement best describes rules about smoking inside your home or your family cars?






Response	6	8	10	12	Total	
Smoking is not allowed anywhere inside your home or cars	66.5	69.9	78.8	79.5	73.1	
Smoking is allowed in some places and at some times or in some cars	8.4	8.6	9.4	4.1	7.8	
Smoking is allowed anywhere inside the home or cars	2.3	1.7	2.1	4.7	2.6	
There are no rules about smoking inside the home or cars	2.0	3.4	2.7	4.1	3.0	
I don't know	20.7	16.4	7.1	7.6	13.5	
N of Valid	391	475	339	342	1547	
N of Miss	103	112	26	18	259	

Table 137: Have you ever used e-cigarettes, e-cigars, or e-hookahs (vaping)?






Response	6	8	10	12	Total	
Never	95.4	82.6	59.8	51.8	74.1	
Once or Twice	3.8	6.9	14.1	10.9	8.6	
Once in a while but not regularly	0.3	5.0	11.1	13.2	7.0	
Regularly in the past	0.5	4.8	8.8	7.4	5.2	
Regularly now	0.0	0.6	6.2	16.8	5.2	
N of Valid	393	476	341	340	1550	
N of Miss	101	111	24	20	256	

Table 138: How frequently have you used e-cigarettes, e-cigars, or e-hookahs (vaping)?








Response	6	8	10	12	Total	
Not at all	99.0	91.8	78.5	66.3	85.0	
Less than 10 puffs per day	1.0	4.7	9.7	14.5	7.1	
10 to 50 puffs per day	0.0	2.4	7.1	13.1	5.2	
About one-half cartomiser per day	0.0	0.4	3.2	2.3	1.4	
About one cartomiser per day	0.0	0.4	0.3	2.6	0.8	
About one and one-half cartomisers per day	0.0	0.0	0.6	0.3	0.2	
Two cartomisers or more per day	0.0	0.2	0.6	0.9	0.4	
N of Valid	388	465	339	344	1536	
N of Miss	106	122	26	16	270	

Table 139: During this school year, were you taught in any of your classes about the dangers of tobacco use?






Response	6	8	10	12	Total	
Never	17.0	7.4	18.7	25.3	16.3	
Rarely	15.2	11.9	19.3	19.1	15.9	
Sometimes	22.7	26.2	26.2	29.1	25.9	
Often	26.8	30.9	24.7	17.6	25.6	
Almost always	18.3	23.6	11.1	8.8	16.3	
N of Valid	388	470	332	340	1530	
N of Miss	106	117	33	20	276	

Table 140: During the past 12 months, have you participated in any community activities to discourage people your age from using cigarettes, chewing tobacco, snuff, dip or cigars, e-cigarettes, e-cigars, or e-hookahs?






Response	6	8	10	12	Total	
Never	62.6	62.0	68.2	71.7	65.7	
Rarely	15.4	14.5	15.1	12.0	14.3	
Sometimes	9.5	11.8	10.1	9.6	10.3	
Often	8.9	6.0	5.0	2.9	5.8	
Almost always	3.5	5.8	1.5	3.8	3.8	
N of Valid	369	468	337	343	1517	
N of Miss	125	119	28	17	289	

Table 141: Think back over the last two weeks. How many times have you had five or more alcoholic drinks in a row?







Response	6	8	10	12	Total	
None	98.9	94.7	89.2	78.7	90.9	
Once	0.8	3.3	6.3	9.6	4.8	
Twice	0.3	0.7	3.0	3.8	1.8	
3-5 times	0.0	1.1	1.2	3.8	1.5	
6-9 times	0.0	0.0	0.0	1.7	0.4	
10 or more times	0.0	0.2	0.3	2.3	0.7	
N of Valid	380	453	334	343	1510	
N of Miss	114	134	31	17	296	

Table 142: During the past 30 days, how many times did you ride in a car or other vehicle driven by someone who had been drinking alcohol or using drugs to get high?






Response	6	8	10	12	Total	
0 times	94.7	90.9	88.1	88.0	90.6	
1 time	3.2	4.4	5.7	6.2	4.8	
2 or 3 times	1.1	2.6	3.3	2.1	2.3	
4 or 5 times	0.3	1.3	0.6	1.2	0.9	
6 or more times	0.8	0.7	2.4	2.6	1.5	
N of Valid	378	453	335	341	1507	
N of Miss	116	134	30	19	299	

Table 143: During the past 30 days, how many times did you drive a car or other vehicle when you had been drinking alcohol or using drugs to get high?







Response	6	8	10	12	Total	
I did not drive a car in the past 30 days	56.0	61.9	43.4	17.8	46.1	
0 times	43.7	37.5	55.1	75.5	51.8	
1 time	0.3	0.5	0.9	2.6	1.0	
2 or 3 times	0.0	0.2	0.0	2.0	0.5	
4 or 5 times	0.0	0.0	0.6	0.3	0.2	
6 or more times	0.0	0.0	0.0	1.7	0.4	
N of Valid	366	443	332	343	1484	
N of Miss	128	144	33	17	322	



Table 144: If you drank alcohol (not just a sip or taste) in the past year, where did you usually drink it?

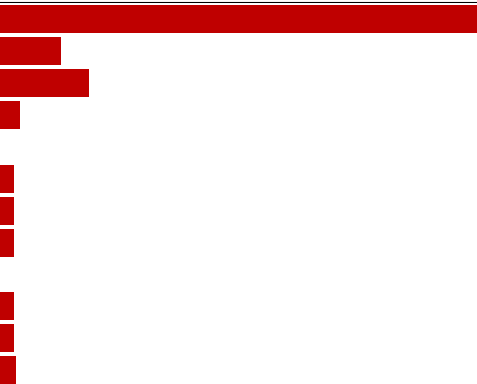
Response	6	8	10	12	Total	
I did not drink alcohol in the past year	96.5	85.7	68.3	52.4	77.0	
At my home	2.2	6.5	10.7	13.7	8.0	
At someone else's home	0.5	5.1	18.9	29.8	12.6	
At an open area like a park, beach, field, back road, woods, or a street corner	0.5	1.1	0.9	1.8	1.1	
At a sporting event or concert	0.0	0.2	0.6	0.3	0.3	
At a restaurant, bar, or a nightclub	0.3	0.2	0.0	0.6	0.3	
At an empty building or a construction site	0.0	0.0	0.0	0.3	0.1	
At a hotel/motel	0.0	0.0	0.3	0.3	0.1	
An a car	0.0	0.0	0.0	0.6	0.1	
At school	0.0	1.1	0.3	0.3	0.5	
N of Valid	369	448	328	336	1481	
N of Miss	125	139	37	24	325	

Table 145: How do you feel about someone your age having one or two drinks of an alcoholic beverage nearly every day?


Response	6	8	10	12	Total	
Neither approve nor disapprove	15.6	23.7	28.7	33.2	25.0	
Somewhat disapprove	4.6	12.1	20.3	24.8	15.0	
Strongly disapprove	70.4	54.9	43.9	37.3	52.3	
Don't know or can't say	9.4	9.4	7.2	4.7	7.8	
N of Valid	372	448	335	343	1498	
N of Miss	122	139	30	17	308	

Table 146: On how many occasions have you had alcoholic beverages (beer, wine or hard liquor) to drink in your lifetime - more than just a few sips?


Response	6	8	10	12	Total	
0	94.3	80.3	59.2	46.5	71.2	
1-2	3.6	12.0	17.4	15.5	11.9	
3-5	1.4	3.9	8.4	10.8	5.9	
6-9	0.5	0.7	6.3	8.2	3.6	
10+	0.3	3.2	8.7	19.0	7.4	
N of Valid	366	441	333	342	1482	
N of Miss	128	146	32	18	324	

Table 147: On how many occasions have you drunk one of more drinks of an alcoholic beverage during the past 30 days?

Response	6	8	10	12	Total	
0	98.6	95.0	82.9	71.2	87.7	
1-2	1.4	3.4	11.1	16.8	7.7	
3-5	0.0	0.9	5.1	5.9	2.8	
6-9	0.0	0.2	0.6	2.6	0.8	
10+	0.0	0.5	0.3	3.5	1.0	
N of Valid	364	438	333	340	1475	
N of Miss	130	149	32	20	331	

Table 148: On how many occasions have you used marijuana (grass, pot) or hashish (hash, hash oil) in your lifetime?

Response	6	8	10	12	Total	
0	99.7	93.4	84.5	72.1	88.1	
1-2	0.0	2.5	5.5	6.5	3.5	
3-5	0.0	1.4	3.6	4.7	2.3	
6-9	0.3	1.4	0.9	4.4	1.7	
10+	0.0	1.4	5.5	12.3	4.5	
N of Valid	367	440	330	341	1478	
N of Miss	127	147	35	19	328	

Table 149: On how many occasions have you used marijuana (grass, pot) or hashish (hash, hash oil) during the past 30 days?

Response	6	8	10	12	Total	
0	100.0	98.2	94.6	87.3	95.3	
1-2	0.0	0.5	3.3	4.1	1.8	
3-5	0.0	0.7	0.9	2.7	1.0	
6-9	0.0	0.0	0.6	0.6	0.3	
10+	0.0	0.7	0.6	5.3	1.6	
N of Valid	365	440	331	339	1475	
N of Miss	129	147	34	21	331	

Table 150: On how many occasions have you used LSD or other psychedelics in your lifetime?




Response	6	8	10	12	Total	
0	100.0	99.5	98.8	97.1	98.9	
1-2	0.0	0.2	1.2	2.1	0.8	
3-5	0.0	0.2	0.0	0.9	0.3	
6-9	0.0	0.0	0.0	0.0	0.0	
10+	0.0	0.0	0.0	0.0	0.0	
N of Valid	359	440	331	340	1470	
N of Miss	135	147	34	20	336	

Table 151: On how many occasions have you used LSD or other psychedelics during the past 30 days?



Response	6	8	10	12	Total	
0	100.0	100.0	100.0	98.8	99.7	
1-2	0.0	0.0	0.0	1.2	0.3	
3-5	0.0	0.0	0.0	0.0	0.0	
6-9	0.0	0.0	0.0	0.0	0.0	
10+	0.0	0.0	0.0	0.0	0.0	
N of Valid	358	440	331	340	1469	
N of Miss	136	147	34	20	337	

Table 152: On how many occasions have you used cocaine or crack in your lifetime?





Response	6	8	10	12	Total	
0	100.0	99.5	99.1	98.2	99.3	
1-2	0.0	0.5	0.6	1.2	0.5	
3-5	0.0	0.0	0.0	0.3	0.1	
6-9	0.0	0.0	0.0	0.0	0.0	
10+	0.0	0.0	0.3	0.3	0.1	
N of Valid	364	439	330	340	1473	
N of Miss	130	148	35	20	333	

Table 153: On how many occasions have you used cocaine or crack during the past 30 days?





Response	6	8	10	12	Total	
0	100.0	99.8	99.1	99.4	99.6	
1-2	0.0	0.2	0.3	0.3	0.2	
3-5	0.0	0.0	0.3	0.3	0.1	
6-9	0.0	0.0	0.0	0.0	0.0	
10+	0.0	0.0	0.3	0.0	0.1	
N of Valid	361	440	329	338	1468	
N of Miss	133	147	36	22	338	

Table 154: On how many occasions have you sniffed glue, breathed the contents of an aerosol spray can, or inhaled other gases or sprays, in order to get high in your lifetime?






Response	6	8	10	12	Total	
0	95.3	93.0	93.9	96.8	94.6	
1-2	3.6	3.9	3.0	1.2	3.0	
3-5	0.5	1.4	1.5	0.9	1.1	
6-9	0.0	0.9	0.3	0.6	0.5	
10+	0.5	0.9	1.2	0.6	0.8	
N of Valid	364	440	330	339	1473	
N of Miss	130	147	35	21	333	

Table 155: On how many occasions have you sniffed glue, breathed the contents of an aerosol spray can, or inhaled other gases or sprays, in order to get high during the past 30 days?






Response	6	8	10	12	Total	
0	97.5	97.5	98.5	98.8	98.0	
1-2	2.5	1.6	0.6	0.6	1.4	
3-5	0.0	0.2	0.6	0.0	0.2	
6-9	0.0	0.5	0.0	0.3	0.2	
10+	0.0	0.2	0.3	0.3	0.2	
N of Valid	362	441	330	340	1473	
N of Miss	132	146	35	20	333	

Table 156: On how many occasions have you used Pegaramide (peg, Peggy, etc.) in your lifetime?


Response	6	8	10	12	Total	
0	100.0	100.0	100.0	100.0	100.0	
1-2	0.0	0.0	0.0	0.0	0.0	
3-5	0.0	0.0	0.0	0.0	0.0	
6-9	0.0	0.0	0.0	0.0	0.0	
10+	0.0	0.0	0.0	0.0	0.0	
N of Valid	356	437	329	340	1462	
N of Miss	138	150	36	20	344	

Table 157: On how many occasions have you used Pegaramide (peg, Peggy, etc.) during the past 30 days?


Response	6	8	10	12	Total	
0	100.0	100.0	100.0	100.0	100.0	
1-2	0.0	0.0	0.0	0.0	0.0	
3-5	0.0	0.0	0.0	0.0	0.0	
6-9	0.0	0.0	0.0	0.0	0.0	
10+	0.0	0.0	0.0	0.0	0.0	
N of Valid	356	435	328	340	1459	
N of Miss	138	152	37	20	347	

Table 158: On how many occasions have you used synthetic marijuana (K2, spice) in your lifetime?






Response	6	8	10	12	Total	
0	99.7	99.1	98.5	97.1	98.6	
1-2	0.3	0.5	0.9	2.1	0.9	
3-5	0.0	0.2	0.3	0.3	0.2	
6-9	0.0	0.2	0.3	0.0	0.1	
10+	0.0	0.0	0.0	0.6	0.1	
N of Valid	363	438	328	341	1470	
N of Miss	131	149	37	19	336	

Table 159: On how many occasions have you used synthetic marijuana (K2, spice) during the past 30 days?





Response	6	8	10	12	Total	
0	100.0	99.8	100.0	99.1	99.7	
1-2	0.0	0.2	0.0	0.3	0.1	
3-5	0.0	0.0	0.0	0.3	0.1	
6-9	0.0	0.0	0.0	0.0	0.0	
10+	0.0	0.0	0.0	0.3	0.1	
N of Valid	360	435	327	341	1463	
N of Miss	134	152	38	19	343	

Table 160: On how many occasions have you used methamphetamines (meth, speed, crank, crystal meth) in your lifetime?




Response	6	8	10	12	Total	
0	99.7	99.8	99.7	99.7	99.7	
1-2	0.3	0.2	0.3	0.0	0.2	
3-5	0.0	0.0	0.0	0.0	0.0	
6-9	0.0	0.0	0.0	0.3	0.1	
10+	0.0	0.0	0.0	0.0	0.0	
N of Valid	359	437	326	341	1463	
N of Miss	135	150	39	19	343	

Table 161: On how many occasions have you used methamphetamines (meth, speed, crank, crystal meth) in the past 30 days?



Response	6	8	10	12	Total	
0	99.7	100.0	100.0	100.0	99.9	
1-2	0.3	0.0	0.0	0.0	0.1	
3-5	0.0	0.0	0.0	0.0	0.0	
6-9	0.0	0.0	0.0	0.0	0.0	
10+	0.0	0.0	0.0	0.0	0.0	
N of Valid	359	433	328	341	1461	
N of Miss	135	154	37	19	345	

Table 162: On how many occasions have you used other chemical products (bath salts, plant food, etc.) in your lifetime?






Response	6	8	10	12	Total	
0	95.0	98.6	99.1	99.4	98.0	
1-2	3.4	0.7	0.9	0.0	1.2	
3-5	0.8	0.2	0.0	0.0	0.3	
6-9	0.6	0.2	0.0	0.0	0.2	
10+	0.3	0.2	0.0	0.6	0.3	
N of Valid	357	439	325	341	1462	
N of Miss	137	148	40	19	344	

Table 163: On how many occasions have you used other chemical products (bath salts, plant food, etc.) during the past 30 days?




Response	6	8	10	12	Total	
0	98.3	99.8	100.0	99.7	99.5	
1-2	1.4	0.2	0.0	0.3	0.5	
3-5	0.0	0.0	0.0	0.0	0.0	
6-9	0.0	0.0	0.0	0.0	0.0	
10+	0.3	0.0	0.0	0.0	0.1	
N of Valid	353	439	325	340	1457	
N of Miss	141	148	40	20	349	

Table 164: On how many occasions have you used heroin or other opiates in your lifetime?






Response	6	8	10	12	Total	
0	99.4	100.0	98.5	98.5	99.2	
1-2	0.3	0.0	0.3	0.3	0.2	
3-5	0.0	0.0	0.9	0.0	0.2	
6-9	0.0	0.0	0.0	0.6	0.1	
10+	0.3	0.0	0.3	0.6	0.3	
N of Valid	358	436	325	341	1460	
N of Miss	136	151	40	19	346	

Table 165: On how many occasions have you used heroin or other opiates during the past 30 days?


Response	6	8	10	12	Total	
0	100.0	100.0	99.7	99.7	99.9	
1-2	0.0	0.0	0.0	0.0	0.0	
3-5	0.0	0.0	0.0	0.0	0.0	
6-9	0.0	0.0	0.0	0.3	0.1	
10+	0.0	0.0	0.3	0.0	0.1	
N of Valid	351	435	324	339	1449	
N of Miss	143	152	41	21	357	

Table 166: On how many occasions have you used MDMA ('X', 'E', or ecstasy) in your lifetime?


Response	6	8	10	12	Total	
0	100.0	100.0	99.7	97.1	99.2	
1-2	0.0	0.0	0.0	1.5	0.3	
3-5	0.0	0.0	0.0	1.2	0.3	
6-9	0.0	0.0	0.0	0.3	0.1	
10+	0.0	0.0	0.3	0.0	0.1	
N of Valid	347	435	324	340	1446	
N of Miss	147	152	41	20	360	

Table 167: On how many occasions have you used MDMA ('X', 'E', or ecstasy) during the past 30 days?


Response	6	8	10	12	Total	
0	100.0	100.0	99.7	99.7	99.9	
1-2	0.0	0.0	0.0	0.0	0.0	
3-5	0.0	0.0	0.0	0.3	0.1	
6-9	0.0	0.0	0.0	0.0	0.0	
10+	0.0	0.0	0.3	0.0	0.1	
N of Valid	342	432	324	340	1438	
N of Miss	152	155	41	20	368	



Table 168: On how many occasions have you taken prescription drugs (such as Valium, Xanax, Ritalin, Adderall, OxyContin, Tramadol, or sleeping pills) not prescribed to you in your lifetime?

Response	6	8	10	12	Total	
0	96.4	95.4	93.8	89.9	94.0	
1-2	2.5	2.1	3.1	4.4	3.0	
3-5	0.3	0.7	1.5	1.8	1.0	
6-9	0.0	0.5	0.6	2.1	0.8	
10+	0.8	1.4	0.9	1.8	1.2	
N of Valid	357	434	323	338	1452	
N of Miss	137	153	42	22	354	

Table 169: On how many occasions have you taken prescription drugs (such as Valium, Xanax, Ritalin, Adderall, OxyContin, Tramadol, or sleeping pills) not prescribed to you during the past 30 days?

Response	6	8	10	12	Total	
0	98.3	98.4	97.5	97.6	98.0	
1-2	0.8	1.2	1.9	1.5	1.3	
3-5	0.3	0.0	0.6	0.3	0.3	
6-9	0.6	0.2	0.0	0.0	0.2	
10+	0.0	0.2	0.0	0.6	0.2	
N of Valid	354	434	323	339	1450	
N of Miss	140	153	42	21	356	

Table 170: On how many occasions have you taken non-prescription medicines such as diet pills (for example, Dietac, Dexatrim or Prolamine), stay-awake pills (for example No-Doz, Vivarin, or Wake), or cough or cold medicines (robos, DXM, etc.) to get high in your lifetime?

Response	6	8	10	12	Total	
0	99.7	98.4	97.5	96.8	98.1	
1-2	0.3	0.7	1.6	1.5	1.0	
3-5	0.0	0.2	0.6	1.2	0.5	
6-9	0.0	0.2	0.0	0.3	0.1	
10+	0.0	0.5	0.3	0.3	0.3	
N of Valid	357	436	321	339	1453	
N of Miss	137	151	44	21	353	

Table 171: On how many occasions have you taken non-prescription medicines such as diet pills (for example, Dietac, Dexatrim or Prolamine), stay-awake pills (for example No-Doz, Vivarin, or Wake), or cough or cold medicines (robos, DXM, etc.) to get high during the past 30 days?





Response	6	8	10	12	Total	
0	100.0	99.5	99.7	99.7	99.7	
1-2	0.0	0.2	0.3	0.0	0.1	
3-5	0.0	0.2	0.0	0.0	0.1	
6-9	0.0	0.0	0.0	0.0	0.0	
10+	0.0	0.0	0.0	0.3	0.1	
N of Valid	357	435	323	339	1454	
N of Miss	137	152	42	21	352	

Table 172: On how many occasions have you been drunk or very high from drinking alcoholic beverages during the past 30 days?






Response	6	8	10	12	Total	
0	100.0	98.4	90.1	81.7	93.0	
1-2	0.0	1.2	6.5	10.1	4.1	
3-5	0.0	0.0	3.1	6.2	2.1	
6-9	0.0	0.2	0.3	0.3	0.2	
10+	0.0	0.2	0.0	1.8	0.5	
N of Valid	355	431	324	338	1448	
N of Miss	139	156	41	22	358	

Table 173: On how many occasions have you drunk flavored alcoholic beverages, sometimes called 'alcopops' (like Mike's Hard Lemonade, Smirnoff Ice, Bacardi Breezers, etc.) in your lifetime?






Response	6	8	10	12	Total	
0	97.5	92.0	76.2	65.2	83.6	
1-2	2.2	4.8	7.7	7.7	5.5	
3-5	0.3	2.7	7.4	8.3	4.5	
6-9	0.0	0.2	2.5	6.5	2.1	
10+	0.0	0.2	6.2	12.4	4.3	
N of Valid	359	438	323	339	1459	
N of Miss	135	149	42	21	347	

Table 174: On how many occasions have you drunk flavored alcoholic beverages, sometimes called 'alcopops' (like Mike's Hard Lemonade, Smirnoff Ice, Bacardi Breezers, etc.) during the past 30 days?






Response	6	8	10	12	Total	
0	100.0	98.1	89.2	80.8	92.5	
1-2	0.0	1.2	6.8	10.9	4.4	
3-5	0.0	0.7	3.4	6.5	2.5	
6-9	0.0	0.0	0.6	1.2	0.4	
10+	0.0	0.0	0.0	0.6	0.1	
N of Valid	352	432	324	339	1447	
N of Miss	142	155	41	21	359	

Table 175: If you smoked cigarettes (not just a puff or drag) in the past year, how did you usually get them?











Response	6	8	10	12	Total	
I did not smoke cigarettes in the past year	98.8	95.2	88.7	85.8	92.4	
I bought them myself with a fake ID	0.0	0.0	0.0	0.0	0.0	
I bought them myself without a fake ID	0.0	0.2	0.6	1.5	0.6	
I got them from someone I know age 18 or older	0.0	1.2	2.6	7.8	2.8	
I got them from someone I know under age 18	0.0	1.2	2.9	1.5	1.4	
I got them from my brother or sister	0.0	0.2	0.3	0.3	0.2	
I got them from home with my parents' permission	0.0	0.0	0.3	0.3	0.1	
I got them from home without my parents' permission	0.3	0.2	1.6	0.0	0.5	
I got them from another relative	0.0	0.2	0.6	0.6	0.4	
A stranger bought them for me	0.3	0.2	0.0	0.0	0.1	
I took them from a store or shop	0.0	0.0	0.0	0.0	0.0	
Other	0.6	1.2	2.3	2.1	1.5	
N of Valid	336	419	311	332	1398	
N of Miss	158	168	54	28	408	

Table 176: If you used e-cigarettes, e-cigars, or e-hookahs (not just a puff or drag) in the past year, how did you usually get them? - I did not use e-cigarettes, e-cigars, or e-hookahs in the past year



Response	6	8	10	12	Total	
No	1.2	10.3	28.1	38.1	18.7	
Yes	98.8	89.7	71.9	61.9	81.3	
N of Valid	329	418	310	331	1388	
N of Miss	0	0	0	0	0	

Table 177: If you used e-cigarettes, e-cigars, or e-hookahs (not just a puff or drag) in the past year, how did you usually get them? - I bought them in a store such as a convenience store, supermarket, discount store, or gas station



Response	6	8	10	12	Total	
No	100.0	99.8	99.0	94.3	98.3	
Yes	0.0	0.2	1.0	5.7	1.7	
N of Valid	329	418	310	331	1388	
N of Miss	0	0	0	0	0	

Table 178: If you used e-cigarettes, e-cigars, or e-hookahs (not just a puff or drag) in the past year, how did you usually get them? - I got them on the Internet



Response	6	8	10	12	Total	
No	100.0	99.3	99.7	99.1	99.5	
Yes	0.0	0.7	0.3	0.9	0.5	
N of Valid	329	418	310	331	1388	
N of Miss	0	0	0	0	0	

Table 179: If you used e-cigarettes, e-cigars, or e-hookahs (not just a puff or drag) in the past year, how did you usually get them? - I got them at a store that sells electronic cigarettes, such as a "vape shop"



Response	6	8	10	12	Total	
No	100.0	99.8	99.7	95.8	98.8	
Yes	0.0	0.2	0.3	4.2	1.2	
N of Valid	329	418	310	331	1388	
N of Miss	0	0	0	0	0	

Table 180: If you used e-cigarettes, e-cigars, or e-hookahs (not just a puff or drag) in the past year, how did you usually get them? - I got them from a family member



Response	6	8	10	12	Total	
No	99.4	98.3	96.8	96.4	97.8	
Yes	0.6	1.7	3.2	3.6	2.2	
N of Valid	329	418	310	331	1388	
N of Miss	0	0	0	0	0	

Table 181: If you used e-cigarettes, e-cigars, or e-hookahs (not just a puff or drag) in the past year, how did you usually get them? - I got them from a friend



Response	6	8	10	12	Total	
No	99.4	93.3	77.1	72.5	86.2	
Yes	0.6	6.7	22.9	27.5	13.8	
N of Valid	329	418	310	331	1388	
N of Miss	0	0	0	0	0	

Table 182: If you used e-cigarettes, e-cigars, or e-hookahs (not just a puff or drag) in the past year, how did you usually get them? - A stranger got them for me



Response	6	8	10	12	Total	
No	100.0	99.5	99.4	98.5	99.4	
Yes	0.0	0.5	0.6	1.5	0.6	
N of Valid	329	418	310	331	1388	
N of Miss	0	0	0	0	0	

Table 183: If you used e-cigarettes, e-cigars, or e-hookahs (not just a puff or drag) in the past year, how did you usually get them? - I took them from a store or shop


Response	6	8	10	12	Total	
No	100.0	100.0	100.0	100.0	100.0	
Yes	0.0	0.0	0.0	0.0	0.0	
N of Valid	329	418	310	331	1388	
N of Miss	0	0	0	0	0	

Table 184: If you used e-cigarettes, e-cigars, or e-hookahs (not just a puff or drag) in the past year, how did you usually get them? - I got them some other way



Response	6	8	10	12	Total	
No	99.7	98.3	99.0	95.5	98.1	
Yes	0.3	1.7	1.0	4.5	1.9	
N of Valid	329	418	310	331	1388	
N of Miss	0	0	0	0	0	

Table 185: If you used marijuana (grass, pot) (not just a puff or drag) in the past year, how did you usually get it? - I did not use marijuana (grass, pot) in the past year



Response	6	8	10	12	Total	
No	0.6	4.4	12.9	23.7	10.0	
Yes	99.4	95.6	87.1	76.3	90.0	
N of Valid	325	412	311	329	1377	
N of Miss	0	0	0	0	0	

Table 186: If you used marijuana (grass, pot) (not just a puff or drag) in the past year, how did you usually get it? - I bought it myself



Response	6	8	10	12	Total	
No	99.7	98.8	97.7	91.8	97.1	
Yes	0.3	1.2	2.3	8.2	2.9	
N of Valid	325	412	311	329	1377	
N of Miss	0	0	0	0	0	

Table 187: If you used marijuana (grass, pot) (not just a puff or drag) in the past year, how did you usually get it? - I got it from someone at school



Response	6	8	10	12	Total	
No	99.7	99.5	96.8	94.5	97.7	
Yes	0.3	0.5	3.2	5.5	2.3	
N of Valid	325	412	311	329	1377	
N of Miss	0	0	0	0	0	

Table 188: If you used marijuana (grass, pot) (not just a puff or drag) in the past year, how did you usually get it? - I got it from someone with a medical marijuana card



Response	6	8	10	12	Total	
No	100.0	100.0	99.4	98.5	99.5	
Yes	0.0	0.0	0.6	1.5	0.5	
N of Valid	325	412	311	329	1377	
N of Miss	0	0	0	0	0	

Table 189: If you used marijuana (grass, pot) (not just a puff or drag) in the past year, how did you usually get it? - I got it from my brother or sister



Response	6	8	10	12	Total	
No	100.0	99.0	99.0	98.2	99.1	
Yes	0.0	1.0	1.0	1.8	0.9	
N of Valid	325	412	311	329	1377	
N of Miss	0	0	0	0	0	

Table 190: If you used marijuana (grass, pot) (not just a puff or drag) in the past year, how did you usually get it? - I got it from another relative



Response	6	8	10	12	Total	
No	99.7	99.8	98.7	97.3	98.9	
Yes	0.3	0.2	1.3	2.7	1.1	
N of Valid	325	412	311	329	1377	
N of Miss	0	0	0	0	0	

Table 191: If you used marijuana (grass, pot) (not just a puff or drag) in the past year, how did you usually get it? - Other



Response	6	8	10	12	Total	
No	100.0	98.3	94.5	89.4	95.7	
Yes	0.0	1.7	5.5	10.6	4.3	
N of Valid	325	412	311	329	1377	
N of Miss	0	0	0	0	0	

Table 192: If you drank alcohol (not just a sip or taste) in the past year, how did you usually get it?













Response	6	8	10	12	Total	
I did not drink alcohol in the past year	96.4	88.5	71.3	55.3	78.7	
I bought it myself with a fake ID	0.3	0.2	0.0	0.0	0.1	
I bought it myself without a fake ID	0.0	0.0	0.3	0.9	0.3	
I got it from someone I know age 21 or older	0.6	1.2	7.7	15.2	5.8	
I got it from someone I know under age 21	0.0	1.2	5.2	10.0	3.9	
I got it from my brother or sister	0.0	1.0	0.3	1.5	0.7	
I got it from home with my parents' permission	0.6	2.1	4.8	5.8	3.2	
I got it from home without my parents' permission	0.6	1.9	5.8	2.4	2.6	
I got it from another relative	0.6	1.4	1.3	1.8	1.3	
A stranger bought it for me	0.0	0.2	0.0	0.3	0.1	
I took it from a store or shop	0.0	0.2	0.0	0.0	0.1	
Other	0.9	1.9	3.2	6.7	3.1	
N of Valid	329	419	310	329	1387	
N of Miss	165	168	55	31	419	

Table 193: If you used prescription drugs or over the counter drugs without a doctor telling you to use it or for the purpose of getting high, where did you get these drugs? - Did not use



Response	6	8	10	12	Total	
No	0.3	1.9	3.6	6.6	3.1	
Yes	99.7	98.1	96.4	93.4	96.9	
N of Valid	325	412	309	331	1377	
N of Miss	0	0	0	0	0	



Table 194: If you used prescription drugs or over the counter drugs without a doctor telling you to use it or for the purpose of getting high, where did you get these drugs? -  
Bought or took from store or shop



Response	6	8	10	12	Total	
No	100.0	100.0	100.0	98.8	99.7	
Yes	0.0	0.0	0.0	1.2	0.3	
N of Valid	325	412	309	331	1377	
N of Miss	0	0	0	0	0	

Table 195: If you used prescription drugs or over the counter drugs without a doctor telling you to use it or for the purpose of getting high, where did you get these drugs? -  
Got from parents with permission



Response	6	8	10	12	Total	
No	99.7	99.5	99.0	100.0	99.6	
Yes	0.3	0.5	1.0	0.0	0.4	
N of Valid	325	412	309	331	1377	
N of Miss	0	0	0	0	0	

Table 196: If you used prescription drugs or over the counter drugs without a doctor telling you to use it or for the purpose of getting high, where did you get these drugs? -  
Got from home without permission



Response	6	8	10	12	Total	
No	100.0	99.8	97.7	97.6	98.8	
Yes	0.0	0.2	2.3	2.4	1.2	
N of Valid	325	412	309	331	1377	
N of Miss	0	0	0	0	0	

Table 197: If you used prescription drugs or over the counter drugs without a doctor telling you to use it or for the purpose of getting high, where did you get these drugs? -  
Got from relative with permission



Response	6	8	10	12	Total	
No	100.0	99.5	100.0	99.1	99.6	
Yes	0.0	0.5	0.0	0.9	0.4	
N of Valid	325	412	309	331	1377	
N of Miss	0	0	0	0	0	

Table 198: If you used prescription drugs or over the counter drugs without a doctor telling you to use it or for the purpose of getting high, where did you get these drugs? -  
Got from relative without permission


Response	6	8	10	12	Total	
No	100.0	100.0	100.0	100.0	100.0	
Yes	0.0	0.0	0.0	0.0	0.0	
N of Valid	325	412	309	331	1377	
N of Miss	0	0	0	0	0	

Table 199: If you used prescription drugs or over the counter drugs without a doctor telling you to use it or for the purpose of getting high, where did you get these drugs? -  
Got from friend's home with permission



Response	6	8	10	12	Total	
No	100.0	100.0	99.7	99.1	99.7	
Yes	0.0	0.0	0.3	0.9	0.3	
N of Valid	325	412	309	331	1377	
N of Miss	0	0	0	0	0	

Table 200: If you used prescription drugs or over the counter drugs without a doctor telling you to use it or for the purpose of getting high, where did you get these drugs? -  
Got from friend's home without permission



Response	6	8	10	12	Total	
No	100.0	100.0	100.0	99.4	99.9	
Yes	0.0	0.0	0.0	0.6	0.1	
N of Valid	325	412	309	331	1377	
N of Miss	0	0	0	0	0	

Table 201: If you used prescription drugs or over the counter drugs without a doctor telling you to use it or for the purpose of getting high, where did you get these drugs? -  
Got from friend at school



Response	6	8	10	12	Total	
No	100.0	99.5	99.7	99.4	99.6	
Yes	0.0	0.5	0.3	0.6	0.4	
N of Valid	325	412	309	331	1377	
N of Miss	0	0	0	0	0	

Table 202: If you used prescription drugs or over the counter drugs without a doctor telling you to use it or for the purpose of getting high, where did you get these drugs? -  
Got from friend at party


Response	6	8	10	12	Total	
No	100.0	100.0	100.0	100.0	100.0	
Yes	0.0	0.0	0.0	0.0	0.0	
N of Valid	325	412	309	331	1377	
N of Miss	0	0	0	0	0	

Table 203: If you used prescription drugs or over the counter drugs without a doctor telling you to use it or for the purpose of getting high, where did you get these drugs? -  
Got from friend, elsewhere



Response	6	8	10	12	Total	
No	100.0	99.8	100.0	98.8	99.6	
Yes	0.0	0.2	0.0	1.2	0.4	
N of Valid	325	412	309	331	1377	
N of Miss	0	0	0	0	0	

Table 204: If you used prescription drugs or over the counter drugs without a doctor telling you to use it or for the purpose of getting high, where did you get these drugs? -  
Got from internet sale



Response	6	8	10	12	Total	
No	99.7	100.0	100.0	100.0	99.9	
Yes	0.3	0.0	0.0	0.0	0.1	
N of Valid	325	412	309	331	1377	
N of Miss	0	0	0	0	0	

Table 205: During the last month, about how many marijuana cigarettes, or the equivalent, did you smoke a day, on the average?


Response	6	8	10	12	Total	
None	100.0	98.3	93.2	88.8	95.3	
Less than 1 a day	0.0	0.7	4.5	4.3	2.2	
1 a day	0.0	0.2	0.3	1.5	0.5	
2-3 a day	0.0	0.5	1.6	4.0	1.4	
4-6 a day	0.0	0.0	0.0	1.2	0.3	
7-10 a day	0.0	0.0	0.3	0.0	0.1	
11 or more a day	0.0	0.2	0.0	0.3	0.1	
N of Valid	335	412	311	329	1387	
N of Miss	159	175	54	31	419	

Table 206: How wrong do your friends feel it would be for YOU to: have one or two drinks of an alcoholic beverage nearly every day?

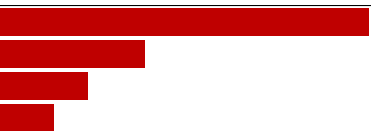
Response	6	8	10	12	Total	
Very wrong	81.9	67.4	42.9	39.5	58.9	
Wrong	14.0	18.5	28.6	27.7	21.8	
A little bit wrong	2.9	9.0	19.5	20.2	12.5	
Not at all wrong	1.2	5.1	9.1	12.7	6.8	
N of Valid	342	411	308	332	1393	
N of Miss	152	176	57	28	413	

Table 207: How wrong do your friends feel it would be for YOU to: smoke tobacco?


Response	6	8	10	12	Total	
Very wrong	88.1	68.9	54.9	51.7	66.4	
Wrong	8.9	19.2	26.8	22.5	19.2	
A little bit wrong	1.5	8.3	9.5	16.1	8.7	
Not at all wrong	1.5	3.6	8.8	9.7	5.7	
N of Valid	337	411	306	329	1383	
N of Miss	157	176	59	31	423	

Table 208: How wrong do your friends feel it would be for YOU to: smoke marijuana?

Response	6	8	10	12	Total	
Very wrong	89.3	75.3	51.0	43.8	65.8	
Wrong	7.4	11.2	20.9	16.9	13.8	
A little bit wrong	0.9	6.8	15.7	18.1	10.1	
Not at all wrong	2.4	6.6	12.4	21.1	10.3	
N of Valid	336	409	306	331	1382	
N of Miss	158	178	59	29	424	

Table 209: How wrong do your friends feel it would be for YOU to: use prescription drugs not prescribed to you?

Response	6	8	10	12	Total	
Very wrong	85.0	78.5	73.2	71.8	77.3	
Wrong	12.0	12.7	15.0	14.8	13.6	
A little bit wrong	1.8	5.1	7.8	8.8	5.8	
Not at all wrong	1.2	3.7	3.9	4.5	3.3	
N of Valid	334	410	306	330	1380	
N of Miss	160	177	59	30	426	

Table 210: How wrong would most adults (over 21) in your neighborhood think it is for kids your age: to use marijuana?

Response	6	8	10	12	Total	
Very wrong	92.5	82.1	69.7	65.5	77.9	
Wrong	5.1	11.3	18.4	17.7	12.9	
A little bit wrong	1.8	4.1	6.6	10.4	5.6	
Not at all wrong	0.6	2.6	5.3	6.4	3.6	
N of Valid	333	391	304	328	1356	
N of Miss	161	196	61	32	450	

Table 211: How wrong would most adults (over 21) in your neighborhood think it is for kids your age: to drink alcohol?





Response	6	8	10	12	Total	
Very wrong	84.6	73.7	56.1	51.7	67.1	
Wrong	11.1	14.1	22.4	23.4	17.5	
A little bit wrong	2.7	9.5	15.2	17.3	11.0	
Not at all wrong	1.5	2.8	6.3	7.6	4.4	
N of Valid	332	391	303	329	1355	
N of Miss	162	196	62	31	451	

Table 212: How wrong would most adults (over 21) in your neighborhood think it is for kids your age: to smoke cigarettes?





Response	6	8	10	12	Total	
Very wrong	86.7	80.3	68.4	66.3	75.8	
Wrong	9.0	10.5	17.1	17.0	13.2	
A little bit wrong	3.6	6.1	10.2	10.3	7.4	
Not at all wrong	0.6	3.1	4.3	6.4	3.5	
N of Valid	332	391	304	329	1356	
N of Miss	162	196	61	31	450	

Table 213: How much do each of the following statements describe your neighborhood? crime and/or drug selling





Response	6	8	10	12	Total	
NO!	86.8	79.1	76.6	78.8	80.3	
no	9.2	15.3	18.4	14.2	14.3	
yes	3.7	4.6	3.3	3.9	3.9	
YES!	0.3	1.0	1.7	3.0	1.5	
N of Valid	325	393	299	330	1347	
N of Miss	169	194	66	30	459	

Table 214: How much do each of the following statements describe your neighborhood? fights


Response	6	8	10	12	Total	
NO!	83.4	74.9	73.8	80.9	78.2	
no	12.3	17.6	19.5	13.4	15.7	
yes	4.0	6.1	5.6	4.6	5.1	
YES!	0.3	1.3	1.0	1.2	1.0	
N of Valid	325	391	302	329	1347	
N of Miss	169	196	63	31	459	

Table 215: How much do each of the following statements describe your neighborhood? lots of empty or abandoned buildings


Response	6	8	10	12	Total	
NO!	80.2	76.7	78.1	78.4	78.3	
no	14.9	17.4	17.9	14.6	16.2	
yes	4.6	4.6	4.0	5.2	4.6	
YES!	0.3	1.3	0.0	1.8	0.9	
N of Valid	328	390	301	329	1348	
N of Miss	166	197	64	31	458	

Table 216: How much do each of the following statements describe your neighborhood? lots of graffiti


Response	6	8	10	12	Total	
NO!	89.0	82.2	84.2	86.6	85.4	
no	10.1	16.3	15.1	11.6	13.4	
yes	0.9	0.8	0.7	0.9	0.8	
YES!	0.0	0.8	0.0	0.9	0.4	
N of Valid	326	387	298	329	1340	
N of Miss	168	200	67	31	466	

Table 217: I feel safe in my neighborhood.

Response	6	8	10	12	Total
NO!	3.3	4.1	1.3	2.4	2.9
no	4.2	4.9	5.3	3.0	4.4
yes	31.7	35.4	39.0	33.8	34.9
YES!	60.7	55.6	54.3	60.7	57.8
N of Valid	331	390	300	328	1349
N of Miss	163	197	65	32	457

Table 218: If a kid smoked marijuana in your neighborhood would he or she be caught by the police?

Response	6	8	10	12	Total
NO!	8.0	16.2	18.5	27.1	17.5
no	26.7	31.7	52.3	45.6	38.6
yes	31.8	29.9	23.2	18.8	26.1
YES!	33.4	22.1	6.0	8.5	17.7
N of Valid	311	394	302	329	1336
N of Miss	183	193	63	31	470

Table 219: If a kid drank some beer, wine or hard liquor (for example, vodka, whiskey, or gin) in your neighborhood would he or she be caught by the police?

Response	6	8	10	12	Total
NO!	10.3	18.5	25.7	35.5	22.4
no	33.3	41.6	55.4	47.3	44.2
yes	26.9	23.1	13.9	10.9	18.9
YES!	29.5	16.8	5.0	6.4	14.5
N of Valid	312	394	303	330	1339
N of Miss	182	193	62	30	467



Table 220: If a kid carried a handgun in your neighborhood would he or she be caught by the police?

Response	6	8	10	12	Total
NO!	10.4	17.2	18.5	25.2	17.9
no	22.3	26.8	37.4	36.7	30.6
yes	30.1	28.9	28.5	22.4	27.5
YES!	37.2	27.1	15.6	15.8	24.0
N of Valid	309	395	302	330	1336
N of Miss	185	192	63	30	470

Table 221: If you wanted to get some cigarettes, how easy would it be for you to get some?

Response	6	8	10	12	Total
Very hard	80.1	58.6	29.9	22.2	48.0
Sort of hard	11.6	15.7	23.2	20.1	17.5
Sort of easy	5.3	14.5	30.9	26.7	19.1
Very easy	3.0	11.2	16.1	31.0	15.4
N of Valid	301	394	298	329	1322
N of Miss	193	193	67	31	484

Table 222: If you wanted to get some beer, wine or hard liquor (for example, vodka, whiskey, or gin), how easy would it be for you to get some?

Response	6	8	10	12	Total
Very hard	73.5	49.4	19.2	18.7	40.4
Sort of hard	14.8	15.5	18.2	10.7	14.8
Sort of easy	7.7	19.1	32.0	29.1	21.9
Very easy	4.0	16.0	30.6	41.4	22.9
N of Valid	298	393	297	326	1314
N of Miss	196	194	68	34	492

Table 223: If you wanted to get a drug like cocaine, LSD, or amphetamines, how easy would it be for you to get some?

Response	6	8	10	12	Total	
Very hard	96.6	85.5	70.4	59.9	78.2	
Sort of hard	1.3	7.1	17.2	21.6	11.7	
Sort of easy	1.3	4.1	8.1	10.6	6.0	
Very easy	0.7	3.3	4.4	7.9	4.1	
N of Valid	297	393	297	329	1316	
N of Miss	197	194	68	31	490	

Table 224: If you wanted to get a handgun, how easy would it be for you to get one?

Response	6	8	10	12	Total	
Very hard	70.5	55.4	48.6	44.1	54.5	
Sort of hard	15.8	16.7	17.9	20.4	17.7	
Sort of easy	9.1	15.7	16.9	13.7	14.0	
Very easy	4.7	12.2	16.6	21.9	13.9	
N of Valid	298	395	296	329	1318	
N of Miss	196	192	69	31	488	

Table 225: If you wanted to get some marijuana, how easy would it be for you to get some?

Response	6	8	10	12	Total	
Very hard	93.6	73.9	44.6	32.4	61.4	
Sort of hard	3.4	9.6	19.9	11.3	11.0	
Sort of easy	1.7	6.3	18.6	21.4	11.8	
Very easy	1.4	10.1	16.9	34.9	15.8	
N of Valid	296	395	296	327	1314	
N of Miss	198	192	69	33	492	

Table 226: If you wanted to get prescription drugs for the purpose of getting high, how easy would it be for you to get some?

Response	6	8	10	12	Total	
Very hard	84.7	67.3	47.1	38.1	59.4	
Sort of hard	7.8	10.4	19.0	22.0	14.6	
Sort of easy	5.1	10.9	17.3	22.0	13.8	
Very easy	2.4	11.4	16.6	18.0	12.2	
N of Valid	294	395	295	328	1312	
N of Miss	200	192	70	32	494	

Table 227: If you wanted to get synthetic marijuana such as K2 or chemical products such as bath salts to get high, how easy would it be for you to get some?

Response	6	8	10	12	Total	
Very hard	93.2	83.5	71.6	55.8	76.1	
Sort of hard	3.0	7.9	16.6	25.6	13.2	
Sort of easy	1.7	4.1	5.7	9.5	5.3	
Very easy	2.0	4.6	6.1	9.1	5.5	
N of Valid	296	393	296	328	1313	
N of Miss	198	194	69	32	493	

Table 228: If you wanted to get steroids to use or to enhance athletic performance, how easy would it be for you to get some?

Response	6	8	10	12	Total	
Very hard	92.9	83.6	70.6	58.7	76.5	
Sort of hard	3.4	9.2	15.9	22.5	12.7	
Sort of easy	2.7	3.1	9.8	12.5	6.9	
Very easy	1.0	4.1	3.7	6.4	3.9	
N of Valid	295	391	296	329	1311	
N of Miss	199	196	69	31	495	

Table 229: If you wanted to get e-cigarettes, e-cigars, or e-hookahs, how easy would it be for you to get some?





Response	6	8	10	12	Total	
Very hard	85.5	63.9	29.8	23.4	51.0	
Sort of hard	5.7	9.2	10.2	7.6	8.2	
Sort of easy	5.4	10.4	17.3	14.6	11.9	
Very easy	3.4	16.5	42.7	54.4	28.9	
N of Valid	297	393	295	329	1314	
N of Miss	197	194	70	31	492	

Table 230: During the past 12 months, have you participated in any alcohol prevention programs or seen any alcohol prevention messages in your school or community? Yes, a school-based program focused on preventing underage drinking and/or drinking and driving.



Response	6	8	10	12	Total	
No	65.5	67.1	74.1	85.3	73.0	
Yes	34.5	32.9	25.9	14.7	27.0	
N of Valid	284	383	293	327	1287	
N of Miss	0	0	0	0	0	

Table 231: During the past 12 months, have you participated in any alcohol prevention programs or seen any alcohol prevention messages in your school or community? Yes, a community-based program focused on preventing underage drinking and/or drinking and driving (for example, through your church or temple or through youth groups like Boys and Girls Club or 4-H).



Response	6	8	10	12	Total	
No	90.5	90.9	94.9	97.6	93.4	
Yes	9.5	9.1	5.1	2.4	6.6	
N of Valid	284	383	293	327	1287	
N of Miss	0	0	0	0	0	

Table 232: During the past 12 months, have you participated in any alcohol prevention programs or seen any alcohol prevention messages in your school or community? Yes, a media campaign addressing underage drinking and/or drinking and driving (for example, newspaper ads, posters, pamphlets, radio, TV).



Response	6	8	10	12	Total	
No	88.0	89.0	85.3	88.4	87.8	
Yes	12.0	11.0	14.7	11.6	12.2	
N of Valid	284	383	293	327	1287	
N of Miss	0	0	0	0	0	

Table 233: During the past 12 months, have you participated in any alcohol prevention programs or seen any alcohol prevention messages in your school or community? No



Response	6	8	10	12	Total	
No	41.9	39.2	34.1	23.9	34.7	
Yes	58.1	60.8	65.9	76.1	65.3	
N of Valid	284	383	293	327	1287	
N of Miss	0	0	0	0	0	

Table 234: How wrong do your parents feel it would be for YOU to: have one or two drinks of an alcoholic beverage nearly every day?





Response	6	8	10	12	Total	
Very wrong	90.2	88.2	80.2	76.2	83.9	
Wrong	6.7	6.7	14.6	15.4	10.6	
A little bit wrong	1.3	3.9	3.5	6.8	3.9	
Not at all wrong	1.7	1.3	1.7	1.5	1.5	
N of Valid	297	389	288	324	1298	
N of Miss	197	198	77	36	508	

Table 235: How wrong do your parents feel it would be for YOU to: smoke tobacco?





Response	6	8	10	12	Total	
Very wrong	93.6	91.4	86.1	85.2	89.2	
Wrong	3.4	7.3	10.8	8.0	7.4	
A little bit wrong	2.4	0.5	1.4	5.9	2.5	
Not at all wrong	0.7	0.8	1.7	0.9	1.0	
N of Valid	296	385	287	324	1292	
N of Miss	198	202	78	36	514	

Table 236: How wrong do your parents feel it would be for YOU to: smoke marijuana?


Response	6	8	10	12	Total	
Very wrong	94.5	91.6	81.5	79.8	87.0	
Wrong	3.8	5.2	11.5	9.9	7.5	
A little bit wrong	1.4	2.1	4.9	5.6	3.4	
Not at all wrong	0.3	1.0	2.1	4.7	2.0	
N of Valid	291	382	286	322	1281	
N of Miss	203	205	79	38	525	

Table 237: How wrong do your parents feel it would be for YOU to: use prescription drugs not prescribed to you?


Response	6	8	10	12	Total	
Very wrong	94.9	93.3	91.7	90.7	92.6	
Wrong	3.4	4.7	6.2	5.9	5.0	
A little bit wrong	1.4	1.6	1.4	3.1	1.9	
Not at all wrong	0.3	0.5	0.7	0.3	0.5	
N of Valid	295	386	288	323	1292	
N of Miss	199	201	77	37	514	

Table 238: How wrong do your parents feel it would be for YOU to: steal something?


Response	6	8	10	12	Total	
Very wrong	89.8	88.6	82.2	91.3	88.1	
Wrong	9.2	9.6	15.0	6.5	9.9	
A little bit wrong	0.7	1.3	2.4	1.9	1.6	
Not at all wrong	0.3	0.5	0.3	0.3	0.4	
N of Valid	294	386	287	321	1288	
N of Miss	200	201	78	39	518	

Table 239: How wrong do your parents feel it would be for YOU to: draw graffiti, write things, or draw pictures on buildings or other property (without the owner's permission)?





Response	6	8	10	12	Total	
Very wrong	89.9	85.5	79.2	84.8	84.9	
Wrong	8.4	9.4	15.3	11.5	11.0	
A little bit wrong	1.0	3.6	4.5	2.5	2.9	
Not at all wrong	0.7	1.6	1.0	1.2	1.2	
N of Valid	298	385	288	323	1294	
N of Miss	196	202	77	37	512	

Table 240: How wrong do your parents feel it would be for YOU to: pick a fight with someone?





Response	6	8	10	12	Total	
Very wrong	72.4	61.9	56.2	64.2	63.6	
Wrong	19.4	23.1	26.7	20.7	22.4	
A little bit wrong	7.1	11.1	14.9	13.3	11.6	
Not at all wrong	1.0	3.9	2.1	1.9	2.3	
N of Valid	294	386	288	324	1292	
N of Miss	200	201	77	36	514	

Table 241: During the past 12 months, have you talked with at least one of your parents about the dangers of underage drinking and/or drinking and driving? By parents, we mean either your biological parents, adoptive parents, stepparents, or adult guardians - whether or not they live with you.



Response	6	8	10	12	Total	
No	45.8	45.9	41.1	46.8	45.0	
Yes	54.2	54.1	58.9	53.2	55.0	
N of Valid	286	381	285	316	1268	
N of Miss	208	206	80	44	538	

Table 242: The rules in my family are clear.

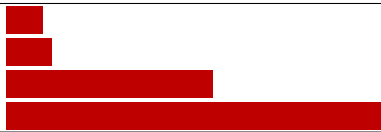
Response	6	8	10	12	Total	
NO!	2.4	4.5	3.1	3.1	3.4	
no	5.6	5.0	4.8	4.4	4.9	
yes	26.0	30.8	36.3	33.0	31.5	
YES!	66.0	59.7	55.7	59.5	60.2	
N of Valid	288	380	289	321	1278	
N of Miss	206	207	76	39	528	

Table 243: People in my family have serious arguments about the same things, and often insult or yell at each other.


Response	6	8	10	12	Total	
NO!	43.7	37.9	26.5	37.6	36.5	
no	36.7	38.7	40.8	37.3	38.4	
yes	13.6	15.8	22.3	15.8	16.8	
YES!	5.9	7.6	10.5	9.3	8.3	
N of Valid	286	380	287	322	1275	
N of Miss	208	207	78	38	531	

Table 244: When I am not at home, one of my parents knows where I am and who I am with.

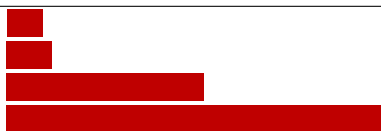
Response	6	8	10	12	Total	
NO!	1.8	4.2	3.8	2.8	3.2	
no	3.5	5.2	2.4	7.8	4.9	
yes	23.5	25.7	35.9	35.8	30.0	
YES!	71.2	64.9	57.8	53.6	61.9	
N of Valid	285	382	287	321	1275	
N of Miss	209	205	78	39	531	



Table 245: My family has clear rules about alcohol and drug use.

Response	6	8	10	12	Total
NO!	2.8	4.5	3.8	4.0	3.9
no	8.1	6.9	7.3	7.8	7.5
yes	15.9	23.5	27.5	31.1	24.6
YES!	73.1	65.2	61.3	57.1	64.0
N of Valid	283	379	287	322	1271
N of Miss	211	208	78	38	535

Table 246: If you skipped school would you be caught by your parents?

Response	6	8	10	12	Total
NO!	3.6	5.3	3.8	5.3	4.6
no	6.4	8.2	8.4	10.9	8.5
yes	18.6	23.7	32.5	28.3	25.7
YES!	71.4	62.9	55.2	55.5	61.2
N of Valid	280	380	286	321	1267
N of Miss	214	207	79	39	539

Table 247: My parents ask if I've gotten my homework done.

Response	6	8	10	12	Total
NO!	2.9	6.6	7.0	9.7	6.7
no	8.6	10.3	15.8	23.1	14.4
yes	27.2	31.1	36.3	32.4	31.7
YES!	61.3	52.0	40.8	34.9	47.2
N of Valid	279	379	284	321	1263
N of Miss	215	208	81	39	543

Table 248: Would your parents know if you did not come home on time?


Response	6	8	10	12	Total	
NO!	2.5	4.7	3.8	3.1	3.6	
no	5.4	7.7	5.6	9.3	7.1	
yes	22.9	25.3	34.5	28.9	27.8	
YES!	69.2	62.3	56.1	58.7	61.5	
N of Valid	279	379	287	322	1267	
N of Miss	215	208	78	38	539	

Table 249: Do you know how to properly dispose of leftover prescription drugs?


Response	6	8	10	12	Total	
No	75.4	66.0	61.3	50.5	63.0	
Yes	24.6	34.0	38.7	49.5	37.0	
N of Valid	272	373	284	319	1248	
N of Miss	222	214	81	41	558	

Table 250: Have any of your brothers or sisters ever: drunk beer, wine or hard liquor (for example, vodka, whiskey or gin)?


Response	6	8	10	12	Total	
No	78.5	64.1	52.4	38.6	58.3	
Yes	18.7	32.9	44.4	56.2	38.1	
I don't have any brothers or sisters	2.8	3.0	3.1	5.2	3.5	
N of Valid	289	395	288	324	1296	
N of Miss	205	192	77	36	510	

Table 251: Have any of your brothers or sisters ever: smoked marijuana?


Response	6	8	10	12	Total	
No	92.0	84.0	73.2	62.2	77.9	
Yes	4.9	13.2	24.7	32.8	18.8	
I don't have any brothers or sisters	3.1	2.8	2.1	5.0	3.3	
N of Valid	288	394	287	323	1292	
N of Miss	206	193	78	37	514	

Table 252: Have any of your brothers or sisters ever: smoked cigarettes?




Response	6	8	10	12	Total	
No	87.5	77.9	74.3	66.8	76.4	
Yes	9.1	19.1	23.2	28.3	20.1	
I don't have any brothers or sisters	3.5	3.1	2.5	5.0	3.5	
N of Valid	287	393	284	322	1286	
N of Miss	207	194	81	38	520	

Table 253: Have any of your brothers or sisters ever: taken a handgun to school?




Response	6	8	10	12	Total	
No	96.2	95.9	97.2	95.0	96.0	
Yes	0.7	1.0	0.7	0.0	0.6	
I don't have any brothers or sisters	3.1	3.1	2.1	5.0	3.3	
N of Valid	287	390	287	321	1285	
N of Miss	207	197	78	39	521	

Table 254: Have any of your brothers or sisters ever: been suspended or expelled from school?




Response	6	8	10	12	Total	
No	82.3	76.9	77.6	74.5	77.7	
Yes	14.9	20.0	19.9	20.2	18.9	
I don't have any brothers or sisters	2.8	3.1	2.4	5.3	3.4	
N of Valid	288	390	286	321	1285	
N of Miss	206	197	79	39	521	

Table 255: Have any of your brothers or sisters ever: used e-cigarettes, e-cigars or e-hookahs (vaping)?




Response	6	8	10	12	Total	
No	79.3	72.8	60.7	53.1	66.6	
Yes	17.9	24.4	37.2	41.9	30.2	
I don't have any brothers or sisters	2.8	2.8	2.1	5.0	3.2	
N of Valid	285	389	285	322	1281	
N of Miss	209	198	80	38	525	

Table 256: Have any of your brothers or sisters ever: used prescription drugs not prescribed to him/her?




Response	6	8	10	12	Total	
No	95.4	91.0	88.2	82.9	89.3	
Yes	1.1	6.2	9.8	12.1	7.3	
I don't have any brothers or sisters	3.5	2.8	2.1	5.0	3.4	
N of Valid	285	387	287	322	1281	
N of Miss	209	200	78	38	525	

Table 257: Have you changed homes in the past year (the last 12 months)?



Response	6	8	10	12	Total	
No	76.0	76.2	82.5	82.6	79.2	
Yes	24.0	23.8	17.5	17.4	20.8	
N of Valid	287	391	286	317	1281	
N of Miss	207	196	79	43	525	

Table 258: How many times have you changed homes since kindergarten?






Response	6	8	10	12	Total	
Never	36.1	34.6	27.1	25.9	31.1	
1 or 2 times	39.6	33.6	38.5	36.4	36.7	
3 or 4 times	15.3	20.6	17.0	19.0	18.2	
5 or 6 times	5.6	6.9	8.7	9.3	7.6	
7 or more times	3.5	4.3	8.7	9.3	6.4	
N of Valid	288	393	288	321	1290	
N of Miss	206	194	77	39	516	

Table 259: Have you changed schools (including changing from elementary to middle and middle to high school) in the past year?



Response	6	8	10	12	Total	
No	33.6	56.2	43.9	86.2	55.8	
Yes	66.4	43.8	56.1	13.8	44.2	
N of Valid	289	386	285	318	1278	
N of Miss	205	201	80	42	528	

Table 260: How many times have you changed schools since kindergarten (including changing from elementary to middle and middle to high school)?






Response	6	8	10	12	Total	
Never	17.0	23.7	17.9	18.7	19.7	
1 or 2 times	59.0	34.4	18.2	16.2	31.8	
3 or 4 times	16.7	28.8	33.0	42.7	30.5	
5 or 6 times	5.2	7.1	22.1	15.6	12.1	
7 or more times	2.1	5.9	8.8	6.9	5.9	
N of Valid	288	392	285	321	1286	
N of Miss	206	195	80	39	520	

Table 261: Has anyone in your family ever had severe alcohol or drug problems?



Response	6	8	10	12	Total	
No	73.1	60.0	57.4	51.9	60.2	
Yes	26.9	40.0	42.6	48.1	39.8	
N of Valid	275	390	282	318	1265	
N of Miss	219	197	83	42	541	

Table 262: About how many adults (over 21) have you known personally who in the past year have: used marijuana, crack, cocaine, or other drugs?






Response	6	8	10	12	Total	
0	82.9	70.4	61.6	54.8	67.3	
1	11.5	12.5	15.8	17.0	14.2	
2	2.8	8.2	8.8	11.5	7.9	
3-4	1.4	4.8	7.0	8.4	5.4	
5	1.4	4.1	6.7	8.4	5.1	
N of Valid	287	392	284	323	1286	
N of Miss	207	195	81	37	520	

Table 263: About how many adults (over 21) have you known personally who in the past year have: sold or dealt drugs?






Response	6	8	10	12	Total	
0	93.3	82.4	78.0	76.4	82.3	
1	4.9	8.4	12.1	10.6	9.0	
2	0.7	4.1	3.9	4.3	3.4	
3-4	0.7	1.8	4.3	4.7	2.8	
5	0.4	3.3	1.8	4.0	2.5	
N of Valid	284	392	282	322	1280	
N of Miss	210	195	83	38	526	

Table 264: About how many adults (over 21) have you known personally who in the past year have: done other things that could get them in trouble with the police, like stealing, selling stolen goods, mugging or assaulting others, etc.?






Response	6	8	10	12	Total	
0	86.7	77.5	71.8	76.8	78.1	
1	10.1	10.5	15.5	10.2	11.4	
2	2.4	5.9	5.3	5.0	4.8	
3-4	0.0	3.1	4.2	3.1	2.6	
5	0.7	3.1	3.2	5.0	3.0	
N of Valid	286	391	284	323	1284	
N of Miss	208	196	81	37	522	

Table 265: About how many adults (over 21) have you known personally who in the past year have: gotten drunk or high?










Response	6	8	10	12	Total	
0	64.0	49.4	37.5	35.7	46.5	
1	22.6	16.5	19.4	16.5	18.5	
2	6.4	11.6	13.1	11.2	10.6	
3-4	3.2	8.7	11.3	10.6	8.5	
5	3.9	13.9	18.7	26.1	15.8	
N of Valid	283	389	283	322	1277	
N of Miss	211	198	82	38	529	

Table 266: How honest were you in filling out this survey?

Response	6	8	10	12	Total	
I was very honest	82.6	81.8	81.2	81.8	81.9	
I was honest pretty much of the time	15.4	14.1	16.8	15.4	15.3	
I was honest some of the time	2.0	3.4	1.3	2.5	2.4	
I was honest once in a while	0.0	0.7	0.7	0.3	0.5	
I was not honest at all	0.0	0.0	0.0	0.0	0.0	
N of Valid	299	412	298	319	1328	
N of Miss	195	175	67	41	478	