

2011 APNA

Arkansas Prevention Needs Assessment Student Survey



Franklin County Tables

**Arkansas Department of Human Services
Division of Behavioral Health Services**

Conducted by International Survey Associates dba Pride Surveys

Contents

| | | |
|---|-------------------|----|
| 1 | INTRODUCTION | 11 |
| 2 | PERCENTAGE TABLES | 16 |

List of Tables

| | | |
|----|---|----|
| 1 | Sex | 17 |
| 2 | Age | 17 |
| 3 | Are you Hispanic or Latino? | 17 |
| 4 | What is your race? Black or African American | 18 |
| 5 | What is your race? Asian | 18 |
| 6 | What is your race? American Indian | 18 |
| 7 | What is your race? Alaska Native | 18 |
| 8 | What is your race? White | 19 |
| 9 | What is your race? Native Hawaiian or Other Pacific Islander | 19 |
| 10 | What is your race? Other | 19 |
| 11 | What is the highest level of schooling completed by your mother or father? | 20 |
| 12 | Think of where you live most of the time. Which of the following people live there with you? Mother | 20 |
| 13 | Think of where you live most of the time. Which of the following people live there with you? Stepmother | 20 |
| 14 | Think of where you live most of the time. Which of the following people live there with you? Foster Mother | 21 |
| 15 | Think of where you live most of the time. Which of the following people live there with you? Grandmother | 21 |
| 16 | Think of where you live most of the time. Which of the following people live there with you? Aunt | 21 |
| 17 | Think of where you live most of the time. Which of the following people live there with you? Father | 21 |
| 18 | Think of where you live most of the time. Which of the following people live there with you? Stepfather | 22 |
| 19 | Think of where you live most of the time. Which of the following people live there with you? Foster Father | 22 |
| 20 | Think of where you live most of the time. Which of the following people live there with you? Grandfather | 22 |
| 21 | Think of where you live most of the time. Which of the following people live there with you? Uncle | 22 |
| 22 | Think of where you live most of the time. Which of the following people live there with you? Other Adults | 23 |
| 23 | Think of where you live most of the time. Which of the following people live there with you? Brother(s) | 23 |
| 24 | Think of where you live most of the time. Which of the following people live there with you? Stepbrother(s) | 23 |
| 25 | Think of where you live most of the time. Which of the following people live there with you? Sister(s) | 23 |
| 26 | Think of where you live most of the time. Which of the following people live there with you? Stepsister(s) | 24 |

| | | |
|----|---|----|
| 27 | Think of where you live most of the time. Which of the following people live there with you? Other Children | 24 |
| 28 | In my school, students have lots of chances to help decide things like class activities and rules. | 24 |
| 29 | Teachers ask me to work on special classroom projects. | 24 |
| 30 | My teacher(s) notices when I am doing a good job and lets me know about it. | 25 |
| 31 | There are lots of chances for students in my school to get involved in sports, clubs, and other school activities outside of class. | 25 |
| 32 | There are lots of chances for students in my school to talk with a teacher one-on-one. | 25 |
| 33 | I feel safe at my school. | 26 |
| 34 | The school lets my parents know when I have done something well. | 26 |
| 35 | My teachers praise me when I work hard in school. | 26 |
| 36 | Are your school grades better than the grades of most students in your class? | 27 |
| 37 | I have lots of chances to be part of class discussions or activities. | 27 |
| 38 | Now thinking back over the past year in school, how often did you: enjoy being in school? | 27 |
| 39 | Now thinking back over the past year in school, how often did you: hate being in school? | 28 |
| 40 | Now thinking back over the past year in school, how often did you: try to do your best work in school? | 28 |
| 41 | How often do you feel that the school work you are assigned is meaningful and important? | 28 |
| 42 | Putting them all together, what were your grades like last year? | 29 |
| 43 | How important do you think the things you are learning in school are going to be for your later life? | 29 |
| 44 | How interesting are most of your courses to you? | 29 |
| 45 | During the LAST FOUR WEEKS how many whole days of school have you missed because you skipped or 'cut'? | 30 |
| 46 | What are the chances you would be seen as cool if you: smoked cigarettes? | 30 |
| 47 | What are the chances you would be seen as cool if you: worked hard at school? | 30 |
| 48 | What are the chances you would be seen as cool if you: began drinking alcoholic beverages regularly, that is, at least once or twice a month? | 31 |
| 49 | What are the chances you would be seen as cool if you: defended someone who was being verbally abused at school? | 31 |
| 50 | What are the chances you would be seen as cool if you: smoked marijuana? | 31 |
| 51 | What are the chances you would be seen as cool if you: carried a handgun? | 32 |

| | | |
|----|---|----|
| 52 | What are the chances you would be seen as cool if you: regularly volunteered to do community service? | 32 |
| 53 | Think of your four best friends (the friends you feel closest to). In the past year (12 months), how many of your best friends have: participated in clubs, organizations or activities at school? | 32 |
| 54 | Think of your four best friends (the friends you feel closest to). In the past year (12 months), how many of your best friends have: smoked cigarettes? | 33 |
| 55 | Think of your four best friends (the friends you feel closest to). In the past year (12 months), how many of your best friends have: tried beer, wine or hard liquor (for example, vodka, whiskey, or gin) when their parents didn't know about it? | 33 |
| 56 | Think of your four best friends (the friends you feel closest to). In the past year (12 months), how many of your best friends have: made a commitment to stay drug-free? | 33 |
| 57 | Think of your four best friends (the friends you feel closest to). In the past year (12 months), how many of your best friends have: used marijuana? | 34 |
| 58 | Think of your four best friends (the friends you feel closest to). In the past year (12 months), how many of your best friends have: tried to do well in school? | 34 |
| 59 | Think of your four best friends (the friends you feel closest to). In the past year (12 months), how many of your best friends have: used LSD, cocaine, amphetamines, or other illegal drugs? | 34 |
| 60 | Think of your four best friends (the friends you feel closest to). In the past year (12 months), how many of your best friends have: been suspended from school? | 35 |
| 61 | Think of your four best friends (the friends you feel closest to). In the past year (12 months), how many of your best friends have: liked school? | 35 |
| 62 | Think of your four best friends (the friends you feel closest to). In the past year (12 months), how many of your best friends have: carried a handgun? | 35 |
| 63 | Think of your four best friends (the friends you feel closest to). In the past year (12 months), how many of your best friends have: sold illegal drugs? | 36 |
| 64 | Think of your four best friends (the friends you feel closest to). In the past year (12 months), how many of your best friends have: regularly attended religious services? | 36 |
| 65 | Think of your four best friends (the friends you feel closest to). In the past year (12 months), how many of your best friends have: stolen or tried to steal a motor vehicle such as a car or motorcycle? | 36 |
| 66 | Think of your four best friends (the friends you feel closest to). In the past year (12 months), how many of your best friends have: been arrested? | 37 |

| | | |
|----|--|----|
| 67 | Think of your four best friends (the friends you feel closest to). In the past year (12 months), how many of your best friends have: dropped out of school? | 37 |
| 68 | Think of your four best friends (the friends you feel closest to). In the past year (12 months), how many of your best friends have: been members of a gang? | 37 |
| 69 | How old were you when you first: smoked marijuana? | 38 |
| 70 | How old were you when you first: smoked a cigarette, even just a puff? | 38 |
| 71 | How old were you when you first: had more than a sip or two of beer, wine or hard liquor (for example, vodka, whiskey, or gin)? . . . | 39 |
| 72 | How old were you when you first: began drinking alcoholic beverages regularly, that is, at least once or twice a month? | 39 |
| 73 | How old were you when you first: used phenoxydine (pox, px, breeze)? | 40 |
| 74 | How old were you when you first: got suspended from school? . . . | 40 |
| 75 | How old were you when you first: got arrested? | 41 |
| 76 | How old were you when you first: carried a handgun? | 41 |
| 77 | How old were you when you first: attacked someone with the idea of seriously hurting them? | 42 |
| 78 | How old were you when you first: belonged to a gang? | 42 |
| 79 | How wrong do you think it is for someone your age to: take a handgun to school? | 43 |
| 80 | How wrong do you think it is for someone your age to: steal anything worth more than \$5? | 43 |
| 81 | How wrong do you think it is for someone your age to: pick a fight with someone? | 43 |
| 82 | How wrong do you think it is for someone your age to: attack someone with the idea of seriously hurting them? | 44 |
| 83 | How wrong do you think it is for someone your age to: stay away from school all day when their parents think they are at school? . . | 44 |
| 84 | How wrong do you think it is for someone your age to: drink beer, wine or hard liquor (for example, vodka, whiskey, or gin) regularly? . | 44 |
| 85 | How wrong do you think it is for someone your age to: smoke cigarettes? | 45 |
| 86 | How wrong do you think it is for someone your age to: smoke marijuana? | 45 |
| 87 | How wrong do you think it is for someone your age to: use LSD, cocaine, amphetamines or another illegal drug? | 45 |
| 88 | At school during the past 12 months, did you receive help from the resource teacher, speech therapist or other special education teacher? | 46 |
| 89 | How many times in the past year (12 months) have you: been suspended from school? | 46 |
| 90 | How many times in the past year (12 months) have you: carried a handgun? | 46 |

| | | |
|-----|--|----|
| 91 | How many times in the past year (12 months) have you: sold illegal drugs? | 47 |
| 92 | How many times in the past year (12 months) have you: stolen or tried to steal a motor vehicle such as a car or motorcycle? | 47 |
| 93 | How many times in the past year (12 months) have you: participated in clubs, organizations or activities at school? | 48 |
| 94 | How many times in the past year (12 months) have you: been arrested? | 48 |
| 95 | How many times in the past year (12 months) have you: done extra work on your own for school? | 49 |
| 96 | How many times in the past year (12 months) have you: attacked someone with the idea of seriously hurting them? | 49 |
| 97 | How many times in the past year (12 months) have you: been drunk or high at school? | 50 |
| 98 | How many times in the past year (12 months) have you: volunteered to do community service? | 50 |
| 99 | How many times in the past year (12 months) have you: taken a handgun to school? | 51 |
| 100 | Are you currently on probation, or assigned a probation officer with Juvenile Court? | 51 |
| 101 | Have you ever belonged to a gang? | 51 |
| 102 | If you have ever belonged to a gang, did that gang have a name? . . | 52 |
| 103 | How many times have you done the following things? done what feels good no matter what. | 52 |
| 104 | How many times have you done the following things? done something dangerous because someone dared you to do it. | 52 |
| 105 | How many times have you done the following things? done crazy things even if they are a little dangerous. | 53 |
| 106 | You're looking at CD's in a music store with a friend. You look up and see her slip a CD under her coat. She smiles and says 'Which one do you want? Go ahead, take it while nobody's around.' There is nobody in sight, no employees and no other customers. What would you do now? | 53 |
| 107 | You are visiting another part of town, and you don't know any of the people your age there. You are walking down the street, and some teenager you don't know is walking toward you. He is about your size, and as he is about to pass you, he deliberately bumps into you and you almost lose your balance. What would you say or do? . | 53 |
| 108 | You are at a party at someone's house, and one of your friends offers you a drink containing alcohol. What would you say or do? | 54 |
| 109 | It's 8:00 on a weeknight and you are about to go over to a friend's home when your mother asks you where you are going. You say 'Oh, just going to go hang out with some friends.' She says, 'No, you'll just get into trouble if you go out. Stay home tonight.' What would you do now? | 54 |
| 110 | How often do you attend religious services or activities? | 54 |

| | | |
|-----|--|----|
| 111 | I do the opposite of what people tell me, just to get them mad. . . . | 55 |
| 112 | I like to see how much I can get away with. | 55 |
| 113 | I ignore rules that get in my way. | 55 |
| 114 | I think sometimes it's okay to cheat at school. | 56 |
| 115 | It is important to think before you act. | 56 |
| 116 | Sometimes I think that life is not worth it. | 56 |
| 117 | At times I think I am no good at all. | 57 |
| 118 | All in all, I am inclined to think that I am a failure. | 57 |
| 119 | In the past year, have you felt depressed or sad MOST days, even if you felt okay sometimes? | 57 |
| 120 | It is all right to beat up people if they start the fight. | 58 |
| 121 | I think it is okay to take something without asking if you can get away with it. | 58 |
| 122 | Sometimes we don't know what we will do as adults, but we may have an idea. Please answer how true these statements may be for you. WHEN I AM AN ADULT I WILL: smoke cigarettes. | 58 |
| 123 | Sometimes we don't know what we will do as adults, but we may have an idea. Please answer how true these statements may be for you. WHEN I AM AN ADULT I WILL: drink beer, wine, or liquor. | 59 |
| 124 | Sometimes we don't know what we will do as adults, but we may have an idea. Please answer how true these statements may be for you. WHEN I AM AN ADULT I WILL: smoke marijuana. | 59 |
| 125 | Sometimes we don't know what we will do as adults, but we may have an idea. Please answer how true these statements may be for you. WHEN I AM AN ADULT I WILL: use LSD, cocaine, amphetamines or another illegal drug. | 59 |
| 126 | How much do you think people risk harming themselves (physically or in other ways) if they: smoked one or more packs of cigarettes per day? | 60 |
| 127 | How much do you think people risk harming themselves (physically or in other ways) if they: try marijuana once or twice? | 60 |
| 128 | How much do you think people risk harming themselves (physically or in other ways) if they: smoke marijuana regularly? | 60 |
| 129 | How much do you think people risk harming themselves (physically or in other ways) if they: take one or two drinks of an alcoholic beverage (beer, wine, liquor) nearly every day? | 61 |
| 130 | How much do you think people risk harming themselves (physically or in other ways) if they: have five or more drinks once or twice each weekend? | 61 |
| 131 | Have you ever used smokeless tobacco (chew, snuff, plug, dipping tobacco, or chewing tobacco)? | 61 |
| 132 | How often have you taken smokeless tobacco during the past 30 days? | 62 |
| 133 | Have you ever smoked cigarettes? | 62 |
| 134 | How frequently have you smoked cigarettes during the past 30 days? | 62 |

| | | |
|-----|---|----|
| 135 | Which statement best describes rules about smoking inside your home? | 63 |
| 136 | Which statement best describes rules about smoking in your family cars? | 63 |
| 137 | During this school year, were you taught in any of your classes about the dangers of tobacco use? | 64 |
| 138 | During the past 12 months, have you participated in any community activities to discourage people your age from using cigarettes, chewing tobacco, snuff, dip or cigars? | 64 |
| 139 | On how many occasions have you had alcoholic beverages (beer, wine or hard liquor) to drink in your lifetime - more than just a few sips? | 64 |
| 140 | On how many occasions have you had beer, wine or hard liquor to drink during the past 30 days? | 65 |
| 141 | On how many occasions have you used marijuana (grass, pot) or hashish (hash, hash oil) in your lifetime? | 65 |
| 142 | On how many occasions have you used marijuana (grass, pot) or hashish (hash, hash oil) during the past 30 days? | 65 |
| 143 | On how many occasions have you used LSD or other psychedelics in your lifetime? | 66 |
| 144 | On how many occasions have you used LSD or other psychedelics during the past 30 days? | 66 |
| 145 | On how many occasions have you used cocaine or crack in your lifetime? | 66 |
| 146 | On how many occasions have you used cocaine or crack during the past 30 days? | 67 |
| 147 | On how many occasions have you sniffed glue, breathed the contents of an aerosol spray can, or inhaled other gases or sprays, in order to get high in your lifetime? | 67 |
| 148 | On how many occasions have you sniffed glue, breathed the contents of an aerosol spray can, or inhaled other gases or sprays, in order to get high during the past 30 days? | 68 |
| 149 | On how many occasions have you used phenoxydine (pox, px, breeze) in your lifetime? | 68 |
| 150 | On how many occasions have you used phenoxydine (pox, px, breeze) during the past 30 days? | 69 |
| 151 | On how many occasions have you used sedatives (tranquilizers, such as Valium or Xanax, barbiturates, or sleeping pills) without a doctor telling you to take them, in your lifetime? | 69 |
| 152 | On how many occasions have you used sedatives (tranquilizers, such as Valium or Xanax, barbiturates, or sleeping pills) without a doctor telling you to take them, during the past 30 days? | 70 |
| 153 | On how many occasions have you used methamphetamines (meth, speed, crank, crystal meth) in your lifetime? | 70 |

| | | |
|-----|--|----|
| 154 | On how many occasions have you used methamphetamines (meth, speed, crank, crystal meth) in the past 30 days? | 71 |
| 155 | On how many occasions have you used stimulants, other than Methamphetamines (such as amphetamines, Ritalin or Dexedrine) without a doctor telling you to take them, in your lifetime? | 71 |
| 156 | On how many occasions have you used stimulants, other than Methamphetamines (such as amphetamines, Ritalin or Dexedrine) without a doctor telling you to take them, during the past 30 days? | 72 |
| 157 | On how many occasions have you used heroin or other opiates in your lifetime? | 72 |
| 158 | On how many occasions have you used heroin or other opiates during the past 30 days? | 73 |
| 159 | On how many occasions have you used MDMA ('X', 'E', or ecstasy) in your lifetime? | 73 |
| 160 | On how many occasions have you used MDMA ('X', 'E', or ecstasy) during the past 30 days? | 73 |
| 161 | On how many occasions have you taken prescription drugs (such as Valium, Xanax, Ritalin, Adderall, OxyContin, Darvocet, or sleeping pills) on your own-that is, without a doctor telling you to take them in your lifetime? | 74 |
| 162 | On how many occasions have you taken prescription drugs (such as Valium, Xanax, Ritalin, Adderall, OxyContin, Darvocet, or sleeping pills) on your own-that is, without a doctor telling you to take them during the past 30 days? | 74 |
| 163 | On how many occasions have you taken non-prescription medicines such as diet pills (for example, Dietac, Dexatrim or Prolamine), stay-awake pills (for example No-Doz, Vivarin, or Wake), or cough or cold medicines (robos, DXM, etc.) to get high in your lifetime? | 75 |
| 164 | On how many occasions have you taken non-prescription medicines such as diet pills (for example, Dietac, Dexatrim or Prolamine), stay-awake pills (for example No-Doz, Vivarin, or Wake), or cough or cold medicines (robos, DXM, etc.) to get high during the past 30 days? | 75 |
| 165 | On how many occasions have you been drunk or very high from drinking alcoholic beverages during the past 30 days? | 76 |
| 166 | On how many occasions have you drunk flavored alcoholic beverages, sometimes called 'alcopops' (like Mike's Hard Lemonade, Smirnoff Ice, Bacardi Breezers, etc.) in your lifetime? | 76 |
| 167 | On how many occasions have you drunk flavored alcoholic beverages, sometimes called 'alcopops' (like Mike's Hard Lemonade, Smirnoff Ice, Bacardi Breezers, etc.) during the past 30 days? | 77 |
| 168 | Think back over the last two weeks. How many times have you had five or more alcoholic drinks in a row? | 77 |
| 169 | During the past 30 days, how many times did you ride in a car or other vehicle driven by someone who had been drinking alcohol? | 77 |

| | | |
|-----|---|----|
| 170 | During the past 30 days, how many times did you drive a car or other vehicle when you had been drinking alcohol? | 78 |
| 171 | If you drank alcohol (not just a sip or taste) in the past year, how did you usually get it? | 78 |
| 172 | If you drank alcohol (not just a sip or taste) in the past year, where did you usually drink it? | 79 |
| 173 | During the last month, about how many marijuana cigarettes, or the equivalent, did you smoke a day, on the average? | 79 |
| 174 | How wrong would most adults (over 21) in your neighborhood think it is for kids your age: to use marijuana? | 80 |
| 175 | How wrong would most adults (over 21) in your neighborhood think it is for kids your age: to drink alcohol? | 80 |
| 176 | How wrong would most adults (over 21) in your neighborhood think it is for kids your age: to smoke cigarettes? | 80 |
| 177 | How much do each of the following statements describe your neighborhood? crime and/or drug selling | 81 |
| 178 | How much do each of the following statements describe your neighborhood? fights | 81 |
| 179 | How much do each of the following statements describe your neighborhood? lots of empty or abandoned buildings | 81 |
| 180 | How much do each of the following statements describe your neighborhood? lots of graffiti | 82 |
| 181 | If I had to move, I would miss the neighborhood I now live in. | 82 |
| 182 | My neighbors notice when I am doing a good job and let me know about it. | 82 |
| 183 | I like my neighborhood. | 83 |
| 184 | There are lots of adults in my neighborhood I could talk to about something important. | 83 |
| 185 | I'd like to get out of my neighborhood. | 83 |
| 186 | There are people in my neighborhood who are proud of me when I do something well. | 84 |
| 187 | There are people in my neighborhood who encourage me to do my best. | 84 |
| 188 | I feel safe in my neighborhood. | 84 |
| 189 | Which of the following activities for people your age are available in your community? sports teams? | 85 |
| 190 | Which of the following activities for people your age are available in your community? scouting? | 85 |
| 191 | Which of the following activities for people your age are available in your community? boys and girls clubs? | 85 |
| 192 | Which of the following activities for people your age are available in your community? 4-H clubs? | 85 |
| 193 | Which of the following activities for people your age are available in your community? service clubs? | 86 |

| | | |
|-----|---|----|
| 194 | If a kid smoked marijuana in your neighborhood would he or she be caught by the police? | 86 |
| 195 | If a kid drank some beer, wine or hard liquor (for example, vodka, whiskey, or gin) in your neighborhood would he or she be caught by the police? | 86 |
| 196 | If a kid carried a handgun in your neighborhood would he or she be caught by the police? | 87 |
| 197 | If you wanted to get some cigarettes, how easy would it be for you to get some? | 87 |
| 198 | If you wanted to get some beer, wine or hard liquor (for example, vodka, whiskey, or gin), how easy would it be for you to get some? | 87 |
| 199 | If you wanted to get a drug like cocaine, LSD, or amphetamines, how easy would it be for you to get some? | 88 |
| 200 | If you wanted to get a handgun, how easy would it be for you to get one? | 88 |
| 201 | If you wanted to get some marijuana, how easy would it be for you to get some? | 88 |
| 202 | During the past 12 months, have you participated in any alcohol prevention programs or seen any alcohol prevention messages in your school or community? Yes, a school-based program focused on preventing underage drinking and/or drinking and driving. | 89 |
| 203 | During the past 12 months, have you participated in any alcohol prevention programs or seen any alcohol prevention messages in your school or community? Yes, a community-based program focused on preventing underage drinking and/or drinking and driving (for example, through your church or temple or through youth groups like Boys and Girls Club or 4-H). | 89 |
| 204 | During the past 12 months, have you participated in any alcohol prevention programs or seen any alcohol prevention messages in your school or community? Yes, a media campaign addressing underage drinking and/or drinking and driving (for example, newspaper ads, posters, pamphlets, radio, TV). | 89 |
| 205 | During the past 12 months, have you participated in any alcohol prevention programs or seen any alcohol prevention messages in your school or community? No | 89 |
| 206 | How wrong do your parents feel it would be for YOU to: drink beer, wine or hard liquor (for example, vodka, whiskey or gin) regularly? | 90 |
| 207 | How wrong do your parents feel it would be for YOU to: smoke cigarettes? | 90 |
| 208 | How wrong do your parents feel it would be for YOU to: smoke marijuana? | 90 |
| 209 | How wrong do your parents feel it would be for YOU to: steal something worth more than \$5? | 91 |

| | | |
|-----|---|-----|
| 210 | How wrong do your parents feel it would be for YOU to: draw graffiti, write things, or draw pictures on buildings or other property (without the owner's permission)? | 91 |
| 211 | How wrong do your parents feel it would be for YOU to: pick a fight with someone? | 91 |
| 212 | During the past 12 months, have you talked with at least one of your parents about the dangers of underage drinking and/or drinking and driving? By parents, we mean either your biological parents, adoptive parents, stepparents, or adult guardians - whether or not they live with you. | 92 |
| 213 | Have any of your brothers or sisters ever: drunk beer, wine or hard liquor (for example, vodka, whiskey or gin)? | 92 |
| 214 | Have any of your brothers or sisters ever: smoked marijuana? | 92 |
| 215 | Have any of your brothers or sisters ever: smoked cigarettes? | 92 |
| 216 | Have any of your brothers or sisters ever: taken a handgun to school? | 93 |
| 217 | Have any of your brothers or sisters ever: been suspended or expelled from school? | 93 |
| 218 | The rules in my family are clear. | 93 |
| 219 | People in my family often insult or yell at each other. | 94 |
| 220 | When I am not at home, one of my parents knows where I am and who I am with. | 94 |
| 221 | We argue about the same things in my family over and over. | 94 |
| 222 | If you drank some beer or wine or liquor (for example, vodka, whiskey, or gin) without your parents' permission, would you be caught by your parents? | 95 |
| 223 | My family has clear rules about alcohol and drug use. | 95 |
| 224 | If you carried a handgun without your parents' permission, would you be caught by your parents? | 95 |
| 225 | If you skipped school would you be caught by your parents? | 96 |
| 226 | Do you feel very close to your mother? | 96 |
| 227 | Do you share your thoughts and feelings with your mother? | 96 |
| 228 | My parents ask me what I think before most family decisions affecting me are made. | 97 |
| 229 | Do you share your thoughts and feelings with your father? | 97 |
| 230 | Do you enjoy spending time with your mother? | 97 |
| 231 | Do you enjoy spending time with your father? | 98 |
| 232 | If I had a personal problem, I could ask my mom or dad for help. | 98 |
| 233 | Do you feel very close to your father? | 98 |
| 234 | My parents give me lots of chances to do fun things with them. | 99 |
| 235 | My parents ask if I've gotten my homework done. | 99 |
| 236 | People in my family have serious arguments. | 99 |
| 237 | Would your parents know if you did not come home on time? | 100 |
| 238 | It is important to be honest with your parents, even if they become upset or you get punished. | 100 |

| | | |
|-----|---|-----|
| 239 | My parents notice when I am doing a good job and let me know about it. | 100 |
| 240 | How often do your parents tell you they're proud of you for something you've done? | 101 |
| 241 | How many brothers and sisters, including stepbrothers and sisters, do you have that are younger than you? | 101 |
| 242 | How many brothers and sisters, including stepbrothers and sisters, do you have that are older than you? | 101 |
| 243 | Have you changed homes in the past year (the last 12 months)? | 102 |
| 244 | How many times have you changed homes since kindergarten? | 102 |
| 245 | Have you changed schools (including changing from elementary to middle and middle to high school) in the past year? | 102 |
| 246 | How many times have you changed schools since kindergarten (including changing from elementary to middle and middle to high school)? | 103 |
| 247 | Has anyone in your family ever had severe alcohol or drug problems? | 103 |
| 248 | About how many adults (over 21) have you known personally who in the past year have: used marijuana, crack, cocaine, or other drugs? | 103 |
| 249 | About how many adults (over 21) have you known personally who in the past year have: sold or dealt drugs? | 104 |
| 250 | About how many adults (over 21) have you known personally who in the past year have: done other things that could get them in trouble with the police, like stealing, selling stolen goods, mugging or assaulting others, etc.? | 104 |
| 251 | About how many adults (over 21) have you known personally who in the past year have: gotten drunk or high? | 104 |
| 252 | Have you seen or heard information about underage drinking in the past 12 months from the following sources? Radio | 105 |
| 253 | Have you seen or heard information about underage drinking in the past 12 months from the following sources? TV. | 105 |
| 254 | Have you seen or heard information about underage drinking in the past 12 months from the following sources? Print. This includes information on underage drinking you may have seen in the newspaper, on a billboard, in pamphlets, on stickers, etc. | 105 |
| 255 | Have you seen or heard information about underage drinking in the past 12 months from the following sources? Website or social media? (Facebook, Myspace, website, etc.) | 105 |
| 256 | The next questions ask about your opinions of the information you saw or heard. If you have seen or heard more than one ad, please think about your favorite ad when answering these questions. The information about underage drinking that I saw or heard was convincing. | 106 |

| | | |
|-----|--|-----|
| 257 | The next questions ask about your opinions of the information you saw or heard. If you have seen or heard more than one ad, please think about your favorite ad when answering these questions. The information about underage drinking that I saw or heard grabbed my attention. | 106 |
| 258 | The next questions ask about your opinions of the information you saw or heard. If you have seen or heard more than one ad, please think about your favorite ad when answering these questions. The information about underage drinking that I saw or heard said something important to me. | 106 |
| 259 | The next questions ask about your opinions of the information you saw or heard. If you have seen or heard more than one ad, please think about your favorite ad when answering these questions. Seeing or hearing this information about underage drinking made me want to stop or decrease my drinking. | 107 |
| 260 | How honest were you in filling out this survey? | 107 |

List of Figures

| | | |
|---|-------------------------------|----|
| 1 | Grade Chart | 12 |
| 2 | Gender Chart | 13 |
| 3 | Age Chart | 14 |
| 4 | Ethnic Origin Chart | 15 |

1 INTRODUCTION

This report was generated from data collected on the *2011 Arkansas Prevention Needs Assessment Student Survey*. This report contains basic frequency tables of all data collected and graphs on the selected demographic variables of grade, gender, age and ethnic origin. The graph on ethnic origin is represented as a bar chart rather than as a pie chart. This is because students were allowed to mark more than one response for ethnic origin as opposed to being allowed to mark only one response. The bars represent the percent of students who marked each of the ethnic categories.

Questions regarding the information found in this report can be directed to:

Pride Surveys

160 Vanderbilt Court
Bowling Green, KY 42103
1-800-279-6361
www.pridesurveys.com

Grade Chart

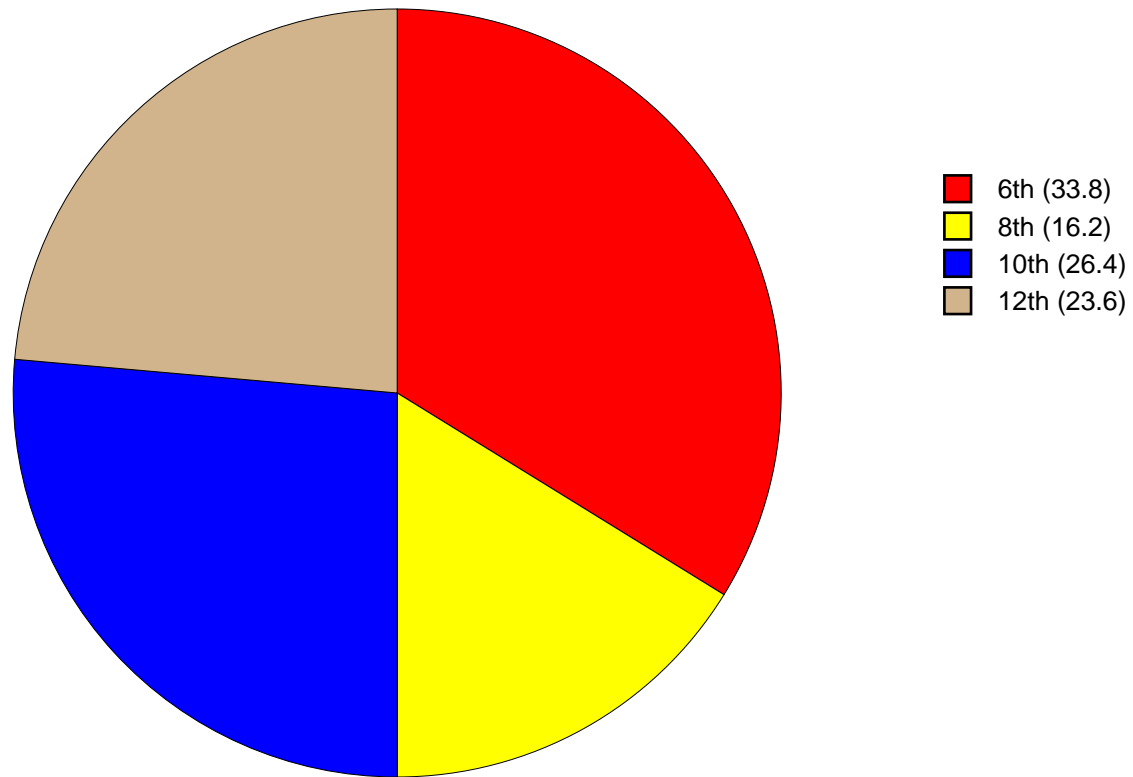


Figure 1: Grade Chart

Gender Chart

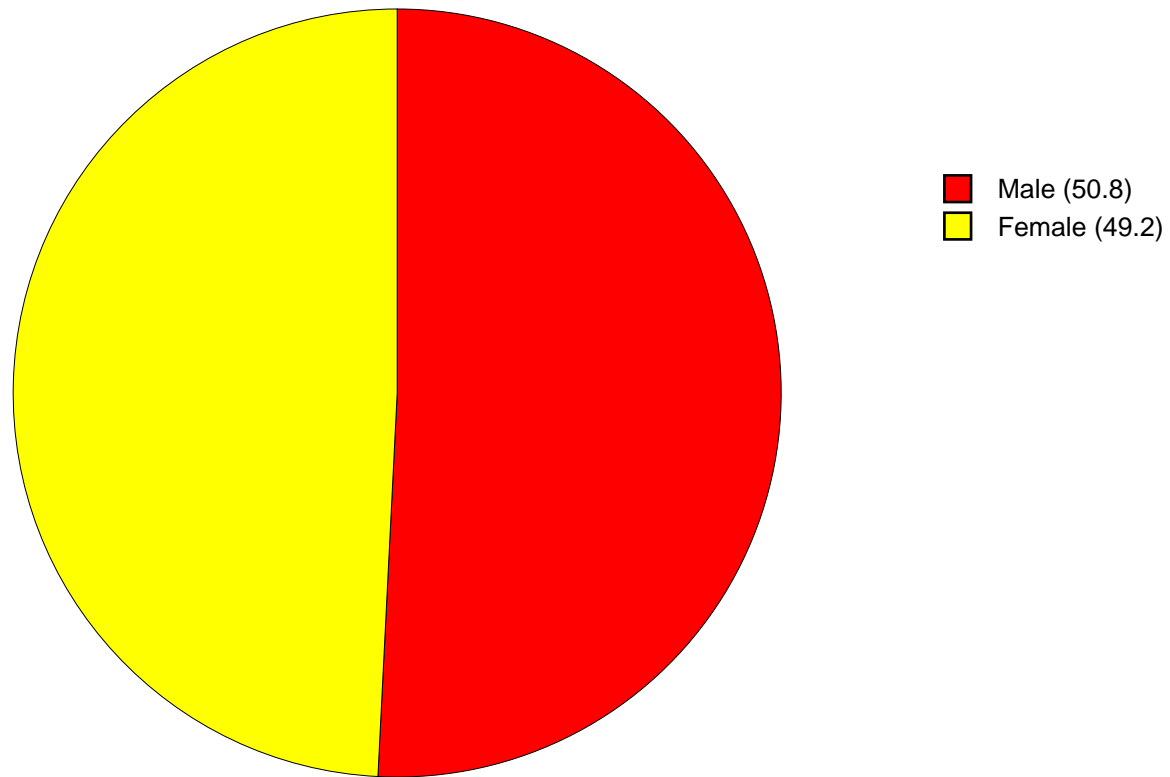


Figure 2: Gender Chart

Age Chart

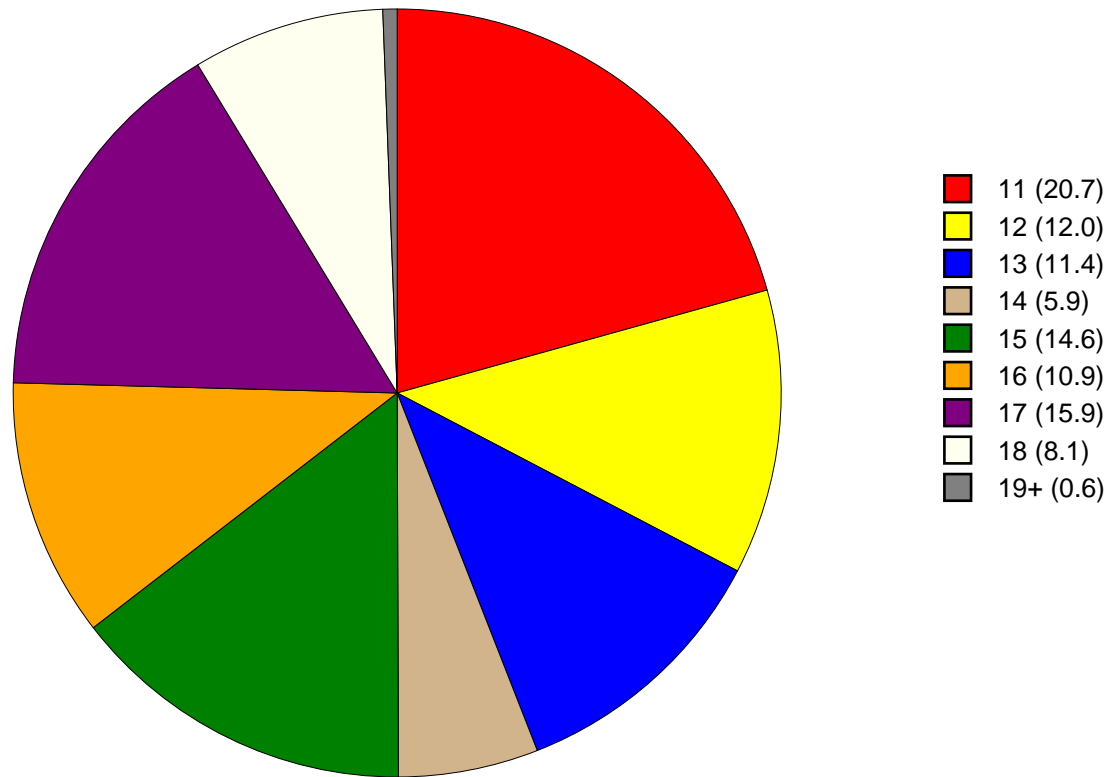


Figure 3: Age Chart

Ethnic Origin Chart

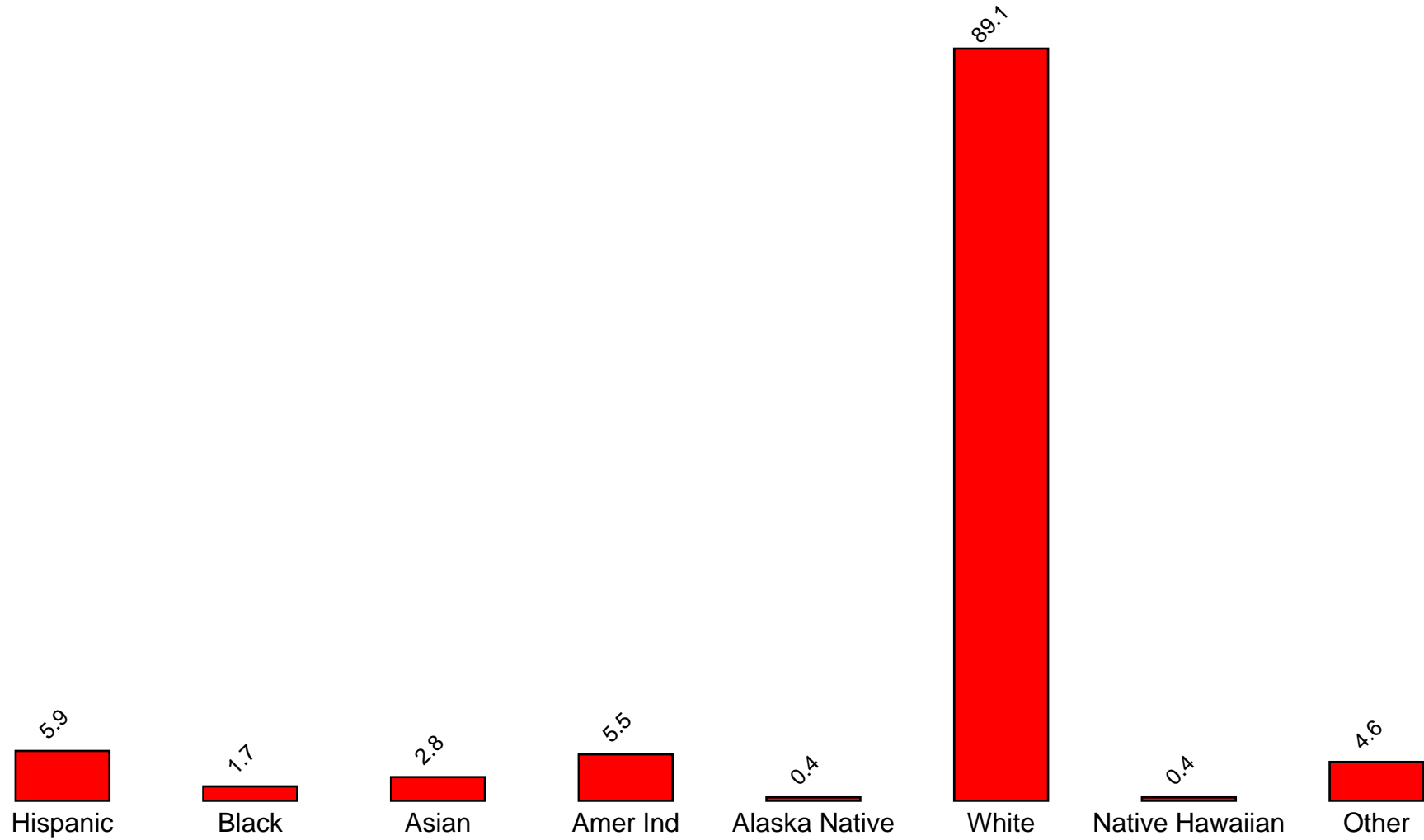


Figure 4: Ethnic Origin Chart

2 PERCENTAGE TABLES

The following tables contain frequency distribution detailing how your students responded to each question on the survey. The tables appear in the same order as the questions on the survey. The tables include breakdowns by grade level as well as overall percentages. The *N of Valid* row is a frequency count of the number of valid responses to each question for each grade and overall. The *N of Miss* row is a frequency count of the number of invalid(marked more than one response) or missing (i.e. did not respond) responses to each question for each grade and overall.

For the questions that allowed more than one response (i.e. race, live with, etc.) each response becomes a separate table. If a student did not mark the response, that was counted as a NO response, and if they did mark the response, that was counted as a YES response. Since a non response is a valid response for these questions, the *N of Miss* will always be zero for these questions.

Table 1: Sex



| Response | 6 | 8 | 10 | 12 | Total | |
|------------|------|------|------|------|-------|---|
| Male | 54.7 | 53.4 | 43.7 | 51.6 | 50.8 |  |
| Female | 45.3 | 46.6 | 56.3 | 48.4 | 49.2 |  |
| N of Valid | 181 | 88 | 142 | 126 | 537 | |
| N of Miss | 2 | 0 | 1 | 2 | 5 | |

Table 2: Age










| Response | 6 | 8 | 10 | 12 | Total | |
|---------------|------|------|------|------|-------|---|
| 10 or younger | 0.0 | 0.0 | 0.0 | 0.0 | 0.0 | |
| 11 | 61.2 | 0.0 | 0.0 | 0.0 | 20.7 |  |
| 12 | 35.0 | 1.1 | 0.0 | 0.0 | 12.0 |  |
| 13 | 3.8 | 62.5 | 0.0 | 0.0 | 11.4 |  |
| 14 | 0.0 | 35.2 | 0.7 | 0.0 | 5.9 |  |
| 15 | 0.0 | 1.1 | 54.5 | 0.0 | 14.6 |  |
| 16 | 0.0 | 0.0 | 41.3 | 0.0 | 10.9 |  |
| 17 | 0.0 | 0.0 | 3.5 | 63.3 | 15.9 |  |
| 18 | 0.0 | 0.0 | 0.0 | 34.4 | 8.1 |  |
| 19 or older | 0.0 | 0.0 | 0.0 | 2.3 | 0.6 |  |
| N of Valid | 183 | 88 | 143 | 128 | 542 | |
| N of Miss | 0 | 0 | 0 | 0 | 0 | |

Table 3: Are you Hispanic or Latino?



| Response | 6 | 8 | 10 | 12 | Total | |
|------------|------|------|------|------|-------|---|
| No | 94.5 | 90.7 | 94.9 | 95.2 | 94.1 |  |
| Yes | 5.5 | 9.3 | 5.1 | 4.8 | 5.9 |  |
| N of Valid | 145 | 86 | 138 | 126 | 495 | |
| N of Miss | 38 | 2 | 5 | 2 | 47 | |

Table 4: What is your race? Black or African American



| Response | 6 | 8 | 10 | 12 | Total | |
|------------|------|------|-------|------|-------|---|
| No | 97.3 | 98.9 | 100.0 | 97.7 | 98.3 |  |
| Yes | 2.7 | 1.1 | 0.0 | 2.3 | 1.7 |  |
| N of Valid | 183 | 88 | 143 | 128 | 542 | |
| N of Miss | 0 | 0 | 0 | 0 | 0 | |

Table 5: What is your race? Asian



| Response | 6 | 8 | 10 | 12 | Total | |
|------------|------|------|------|------|-------|---|
| No | 98.4 | 97.7 | 96.5 | 96.1 | 97.2 |  |
| Yes | 1.6 | 2.3 | 3.5 | 3.9 | 2.8 |  |
| N of Valid | 183 | 88 | 143 | 128 | 542 | |
| N of Miss | 0 | 0 | 0 | 0 | 0 | |

Table 6: What is your race? American Indian



| Response | 6 | 8 | 10 | 12 | Total | |
|------------|------|------|------|------|-------|---|
| No | 92.9 | 92.0 | 97.2 | 95.3 | 94.5 |  |
| Yes | 7.1 | 8.0 | 2.8 | 4.7 | 5.5 |  |
| N of Valid | 183 | 88 | 143 | 128 | 542 | |
| N of Miss | 0 | 0 | 0 | 0 | 0 | |

Table 7: What is your race? Alaska Native



| Response | 6 | 8 | 10 | 12 | Total | |
|------------|-------|-------|------|------|-------|---|
| No | 100.0 | 100.0 | 99.3 | 99.2 | 99.6 |  |
| Yes | 0.0 | 0.0 | 0.7 | 0.8 | 0.4 |  |
| N of Valid | 183 | 88 | 143 | 128 | 542 | |
| N of Miss | 0 | 0 | 0 | 0 | 0 | |

Table 8: What is your race? White



| Response | 6 | 8 | 10 | 12 | Total | |
|------------|------|------|------|------|-------|---|
| No | 13.7 | 10.2 | 9.8 | 8.6 | 10.9 |  |
| Yes | 86.3 | 89.8 | 90.2 | 91.4 | 89.1 |  |
| N of Valid | 183 | 88 | 143 | 128 | 542 | |
| N of Miss | 0 | 0 | 0 | 0 | 0 | |

Table 9: What is your race? Native Hawaiian or Other Pacific Islander



| Response | 6 | 8 | 10 | 12 | Total | |
|------------|-------|-------|-------|------|-------|---|
| No | 100.0 | 100.0 | 100.0 | 98.4 | 99.6 |  |
| Yes | 0.0 | 0.0 | 0.0 | 1.6 | 0.4 |  |
| N of Valid | 183 | 88 | 143 | 128 | 542 | |
| N of Miss | 0 | 0 | 0 | 0 | 0 | |

Table 10: What is your race? Other



| Response | 6 | 8 | 10 | 12 | Total | |
|------------|------|------|------|------|-------|---|
| No | 96.7 | 92.0 | 94.4 | 96.9 | 95.4 |  |
| Yes | 3.3 | 8.0 | 5.6 | 3.1 | 4.6 |  |
| N of Valid | 183 | 88 | 143 | 128 | 542 | |
| N of Miss | 0 | 0 | 0 | 0 | 0 | |

Table 11: What is the highest level of schooling completed by your mother or father?









| Response | 6 | 8 | 10 | 12 | Total | |
|---|------|------|------|------|-------|---|
| Completed grade school or less | 1.2 | 2.4 | 0.7 | 0.0 | 1.0 |  |
| Some high school | 2.9 | 7.1 | 10.6 | 13.5 | 8.2 |  |
| Completed high school | 15.1 | 22.4 | 14.9 | 19.0 | 17.2 |  |
| Some college | 15.7 | 15.3 | 22.7 | 25.4 | 19.8 |  |
| Completed college | 33.1 | 22.4 | 34.8 | 31.0 | 31.3 |  |
| Graduate or professional school after college | 6.4 | 14.1 | 5.0 | 5.6 | 7.1 |  |
| Don't know | 25.0 | 15.3 | 10.6 | 3.2 | 14.3 |  |
| Does not apply | 0.6 | 1.2 | 0.7 | 2.4 | 1.1 |  |
| N of Valid | 172 | 85 | 141 | 126 | 524 | |
| N of Miss | 10 | 3 | 2 | 2 | 10 | |

Table 12: Think of where you live most of the time. Which of the following people live there with you? Mother



| Response | 6 | 8 | 10 | 12 | Total | |
|------------|------|------|------|------|-------|---|
| No | 13.1 | 13.6 | 12.6 | 11.7 | 12.7 |  |
| Yes | 86.9 | 86.4 | 87.4 | 88.3 | 87.3 |  |
| N of Valid | 183 | 88 | 143 | 128 | 542 | |
| N of Miss | 0 | 0 | 0 | 0 | 0 | |

Table 13: Think of where you live most of the time. Which of the following people live there with you? Stepmother



| Response | 6 | 8 | 10 | 12 | Total | |
|------------|------|------|------|------|-------|---|
| No | 94.5 | 98.9 | 96.5 | 94.5 | 95.8 |  |
| Yes | 5.5 | 1.1 | 3.5 | 5.5 | 4.2 |  |
| N of Valid | 183 | 88 | 143 | 128 | 542 | |
| N of Miss | 0 | 0 | 0 | 0 | 0 | |

Table 14: Think of where you live most of the time. Which of the following people live there with you? Foster Mother



| Response | 6 | 8 | 10 | 12 | Total | |
|------------|-------|------|-------|------|-------|---|
| No | 100.0 | 98.9 | 100.0 | 99.2 | 99.6 |  |
| Yes | 0.0 | 1.1 | 0.0 | 0.8 | 0.4 |  |
| N of Valid | 183 | 88 | 143 | 128 | 542 | |
| N of Miss | 0 | 0 | 0 | 0 | 0 | |

Table 15: Think of where you live most of the time. Which of the following people live there with you? Grandmother



| Response | 6 | 8 | 10 | 12 | Total | |
|------------|------|------|------|------|-------|---|
| No | 90.7 | 87.5 | 92.3 | 95.3 | 91.7 |  |
| Yes | 9.3 | 12.5 | 7.7 | 4.7 | 8.3 |  |
| N of Valid | 183 | 88 | 143 | 128 | 542 | |
| N of Miss | 0 | 0 | 0 | 0 | 0 | |

Table 16: Think of where you live most of the time. Which of the following people live there with you? Aunt



| Response | 6 | 8 | 10 | 12 | Total | |
|------------|------|------|------|------|-------|---|
| No | 98.4 | 97.7 | 96.5 | 97.7 | 97.6 |  |
| Yes | 1.6 | 2.3 | 3.5 | 2.3 | 2.4 |  |
| N of Valid | 183 | 88 | 143 | 128 | 542 | |
| N of Miss | 0 | 0 | 0 | 0 | 0 | |

Table 17: Think of where you live most of the time. Which of the following people live there with you? Father



| Response | 6 | 8 | 10 | 12 | Total | |
|------------|------|------|------|------|-------|---|
| No | 30.6 | 47.7 | 37.1 | 36.7 | 36.5 |  |
| Yes | 69.4 | 52.3 | 62.9 | 63.3 | 63.5 |  |
| N of Valid | 183 | 88 | 143 | 128 | 542 | |
| N of Miss | 0 | 0 | 0 | 0 | 0 | |

Table 18: Think of where you live most of the time. Which of the following people live there with you? Stepfather



| Response | 6 | 8 | 10 | 12 | Total | |
|------------|------|------|------|------|-------|---|
| No | 86.9 | 80.7 | 87.4 | 85.9 | 85.8 |  |
| Yes | 13.1 | 19.3 | 12.6 | 14.1 | 14.2 |  |
| N of Valid | 183 | 88 | 143 | 128 | 542 | |
| N of Miss | 0 | 0 | 0 | 0 | 0 | |

Table 19: Think of where you live most of the time. Which of the following people live there with you? Foster Father



| Response | 6 | 8 | 10 | 12 | Total | |
|------------|-------|-------|-------|------|-------|---|
| No | 100.0 | 100.0 | 100.0 | 99.2 | 99.8 |  |
| Yes | 0.0 | 0.0 | 0.0 | 0.8 | 0.2 |  |
| N of Valid | 183 | 88 | 143 | 128 | 542 | |
| N of Miss | 0 | 0 | 0 | 0 | 0 | |

Table 20: Think of where you live most of the time. Which of the following people live there with you? Grandfather



| Response | 6 | 8 | 10 | 12 | Total | |
|------------|------|------|------|------|-------|---|
| No | 92.3 | 89.8 | 90.9 | 96.1 | 92.4 |  |
| Yes | 7.7 | 10.2 | 9.1 | 3.9 | 7.6 |  |
| N of Valid | 183 | 88 | 143 | 128 | 542 | |
| N of Miss | 0 | 0 | 0 | 0 | 0 | |

Table 21: Think of where you live most of the time. Which of the following people live there with you? Uncle



| Response | 6 | 8 | 10 | 12 | Total | |
|------------|------|------|------|------|-------|---|
| No | 96.2 | 97.7 | 98.6 | 97.7 | 97.4 |  |
| Yes | 3.8 | 2.3 | 1.4 | 2.3 | 2.6 |  |
| N of Valid | 183 | 88 | 143 | 128 | 542 | |
| N of Miss | 0 | 0 | 0 | 0 | 0 | |

Table 22: Think of where you live most of the time. Which of the following people live there with you? Other Adults

| Response | 6 | 8 | 10 | 12 | Total | |
|------------|------|------|------|------|-------|--|
| No | 98.9 | 96.6 | 97.9 | 96.9 | 97.8 | |
| Yes | 1.1 | 3.4 | 2.1 | 3.1 | 2.2 | |
| N of Valid | 183 | 88 | 143 | 128 | 542 | |
| N of Miss | 0 | 0 | 0 | 0 | 0 | |

Table 23: Think of where you live most of the time. Which of the following people live there with you? Brother(s)

| Response | 6 | 8 | 10 | 12 | Total | |
|------------|------|------|------|------|-------|--|
| No | 50.8 | 53.4 | 55.9 | 57.8 | 54.2 | |
| Yes | 49.2 | 46.6 | 44.1 | 42.2 | 45.8 | |
| N of Valid | 183 | 88 | 143 | 128 | 542 | |
| N of Miss | 0 | 0 | 0 | 0 | 0 | |

Table 24: Think of where you live most of the time. Which of the following people live there with you? Stepbrother(s)

| Response | 6 | 8 | 10 | 12 | Total | |
|------------|------|------|------|------|-------|--|
| No | 94.5 | 96.6 | 95.1 | 98.4 | 95.9 | |
| Yes | 5.5 | 3.4 | 4.9 | 1.6 | 4.1 | |
| N of Valid | 183 | 88 | 143 | 128 | 542 | |
| N of Miss | 0 | 0 | 0 | 0 | 0 | |

Table 25: Think of where you live most of the time. Which of the following people live there with you? Sister(s)

| Response | 6 | 8 | 10 | 12 | Total | |
|------------|------|------|------|------|-------|--|
| No | 55.7 | 61.4 | 67.8 | 62.5 | 61.4 | |
| Yes | 44.3 | 38.6 | 32.2 | 37.5 | 38.6 | |
| N of Valid | 183 | 88 | 143 | 128 | 542 | |
| N of Miss | 0 | 0 | 0 | 0 | 0 | |

Table 26: Think of where you live most of the time. Which of the following people live there with you? Stepsister(s)



| Response | 6 | 8 | 10 | 12 | Total | |
|------------|------|------|------|-------|-------|---|
| No | 94.5 | 95.5 | 98.6 | 100.0 | 97.0 |  |
| Yes | 5.5 | 4.5 | 1.4 | 0.0 | 3.0 |  |
| N of Valid | 183 | 88 | 143 | 128 | 542 | |
| N of Miss | 0 | 0 | 0 | 0 | 0 | |

Table 27: Think of where you live most of the time. Which of the following people live there with you? Other Children



| Response | 6 | 8 | 10 | 12 | Total | |
|------------|------|------|------|------|-------|---|
| No | 95.6 | 94.3 | 97.9 | 96.9 | 96.3 |  |
| Yes | 4.4 | 5.7 | 2.1 | 3.1 | 3.7 |  |
| N of Valid | 183 | 88 | 143 | 128 | 542 | |
| N of Miss | 0 | 0 | 0 | 0 | 0 | |

Table 28: In my school, students have lots of chances to help decide things like class activities and rules.





| Response | 6 | 8 | 10 | 12 | Total | |
|------------|------|------|------|------|-------|---|
| NO! | 12.1 | 15.9 | 9.8 | 12.5 | 12.2 |  |
| no | 46.0 | 42.0 | 28.0 | 32.8 | 37.3 |  |
| yes | 37.9 | 34.1 | 48.3 | 41.4 | 40.9 |  |
| YES! | 4.0 | 8.0 | 14.0 | 13.3 | 9.6 |  |
| N of Valid | 174 | 88 | 143 | 128 | 533 | |
| N of Miss | 9 | 0 | 0 | 0 | 9 | |

Table 29: Teachers ask me to work on special classroom projects.





| Response | 6 | 8 | 10 | 12 | Total | |
|------------|------|------|------|------|-------|---|
| NO! | 12.6 | 12.6 | 6.3 | 5.5 | 9.2 |  |
| no | 43.4 | 51.7 | 46.2 | 44.5 | 45.8 |  |
| yes | 38.9 | 31.0 | 39.2 | 42.2 | 38.5 |  |
| YES! | 5.1 | 4.6 | 8.4 | 7.8 | 6.6 |  |
| N of Valid | 175 | 87 | 143 | 128 | 533 | |
| N of Miss | 8 | 1 | 0 | 0 | 9 | |

Table 30: My teacher(s) notices when I am doing a good job and lets me know about it.

| Response | 6 | 8 | 10 | 12 | Total |
|------------|------|------|------|------|-------|
| NO! | 7.1 | 6.9 | 1.4 | 5.6 | 5.2 |
| no | 13.2 | 21.8 | 22.5 | 16.7 | 17.9 |
| yes | 54.9 | 51.7 | 57.0 | 57.9 | 55.7 |
| YES! | 24.7 | 19.5 | 19.0 | 19.8 | 21.2 |
| N of Valid | 182 | 87 | 142 | 126 | 537 |
| N of Miss | 1 | 1 | 1 | 2 | 5 |

Table 31: There are lots of chances for students in my school to get involved in sports, clubs, and other school activities outside of class.

| Response | 6 | 8 | 10 | 12 | Total |
|------------|------|------|------|------|-------|
| NO! | 2.8 | 2.3 | 0.7 | 0.8 | 1.7 |
| no | 10.2 | 3.4 | 2.8 | 3.9 | 5.6 |
| yes | 48.0 | 35.6 | 37.1 | 40.6 | 41.3 |
| YES! | 39.0 | 58.6 | 59.4 | 54.7 | 51.4 |
| N of Valid | 177 | 87 | 143 | 128 | 535 |
| N of Miss | 6 | 1 | 0 | 0 | 7 |

Table 32: There are lots of chances for students in my school to talk with a teacher one-on-one.

| Response | 6 | 8 | 10 | 12 | Total |
|------------|------|------|------|------|-------|
| NO! | 1.7 | 2.3 | 2.1 | 0.8 | 1.7 |
| no | 14.3 | 10.5 | 17.5 | 11.7 | 13.9 |
| yes | 51.4 | 51.2 | 58.7 | 58.6 | 55.1 |
| YES! | 32.6 | 36.0 | 21.7 | 28.9 | 29.3 |
| N of Valid | 175 | 86 | 143 | 128 | 532 |
| N of Miss | 8 | 2 | 0 | 0 | 10 |

Table 33: I feel safe at my school.

| Response | 6 | 8 | 10 | 12 | Total |
|------------|------|------|------|------|-------|
| NO! | 4.4 | 2.3 | 4.2 | 4.7 | 4.1 |
| no | 8.3 | 9.2 | 15.5 | 4.7 | 9.5 |
| yes | 41.4 | 50.6 | 55.6 | 54.7 | 49.8 |
| YES! | 45.9 | 37.9 | 24.6 | 35.9 | 36.6 |
| N of Valid | 181 | 87 | 142 | 128 | 538 |
| N of Miss | 2 | 1 | 1 | 0 | 4 |

Table 34: The school lets my parents know when I have done something well.

| Response | 6 | 8 | 10 | 12 | Total |
|------------|------|------|------|------|-------|
| NO! | 10.3 | 11.5 | 14.1 | 14.2 | 12.5 |
| no | 40.2 | 44.8 | 48.6 | 41.7 | 43.6 |
| yes | 36.8 | 33.3 | 31.0 | 37.0 | 34.7 |
| YES! | 12.6 | 10.3 | 6.3 | 7.1 | 9.2 |
| N of Valid | 174 | 87 | 142 | 127 | 530 |
| N of Miss | 9 | 1 | 1 | 1 | 12 |

Table 35: My teachers praise me when I work hard in school.

| Response | 6 | 8 | 10 | 12 | Total |
|------------|------|------|------|------|-------|
| NO! | 13.9 | 9.2 | 12.0 | 2.4 | 9.8 |
| no | 35.8 | 40.2 | 38.7 | 41.3 | 38.6 |
| yes | 39.3 | 37.9 | 40.8 | 45.2 | 40.9 |
| YES! | 11.0 | 12.6 | 8.5 | 11.1 | 10.6 |
| N of Valid | 173 | 87 | 142 | 126 | 528 |
| N of Miss | 10 | 1 | 1 | 2 | 14 |

Table 36: Are your school grades better than the grades of most students in your class?

| Response | 6 | 8 | 10 | 12 | Total |
|------------|------|------|------|------|-------|
| NO! | 7.3 | 9.2 | 6.3 | 4.7 | 6.7 |
| no | 34.3 | 21.8 | 30.1 | 25.2 | 29.0 |
| yes | 44.9 | 46.0 | 44.8 | 55.1 | 47.5 |
| YES! | 13.5 | 23.0 | 18.9 | 15.0 | 16.8 |
| N of Valid | 178 | 87 | 143 | 127 | 535 |
| N of Miss | 5 | 1 | 0 | 1 | 7 |

Table 37: I have lots of chances to be part of class discussions or activities.

| Response | 6 | 8 | 10 | 12 | Total |
|------------|------|------|------|------|-------|
| NO! | 4.5 | 4.6 | 2.8 | 3.9 | 3.9 |
| no | 14.0 | 17.2 | 8.4 | 15.7 | 13.4 |
| yes | 58.7 | 46.0 | 62.2 | 60.6 | 58.0 |
| YES! | 22.9 | 32.2 | 26.6 | 19.7 | 24.6 |
| N of Valid | 179 | 87 | 143 | 127 | 536 |
| N of Miss | 4 | 1 | 0 | 1 | 6 |

Table 38: Now thinking back over the past year in school, how often did you: enjoy being in school?

| Response | 6 | 8 | 10 | 12 | Total |
|---------------|------|------|------|------|-------|
| Never | 8.2 | 9.1 | 12.0 | 4.7 | 8.5 |
| Seldom | 8.2 | 8.0 | 12.0 | 15.6 | 10.9 |
| Sometimes | 39.0 | 23.9 | 33.1 | 35.9 | 34.3 |
| Often | 26.9 | 37.5 | 26.8 | 34.4 | 30.4 |
| Almost always | 17.6 | 21.6 | 16.2 | 9.4 | 15.9 |
| N of Valid | 182 | 88 | 142 | 128 | 540 |
| N of Miss | 1 | 0 | 1 | 0 | 1 |

Table 39: Now thinking back over the past year in school, how often did you: hate being in school?






| Response | 6 | 8 | 10 | 12 | Total | |
|---------------|------|------|------|------|-------|---|
| Never | 16.1 | 8.0 | 9.9 | 3.1 | 10.0 |  |
| Seldom | 32.2 | 38.6 | 26.1 | 29.7 | 31.0 |  |
| Sometimes | 26.7 | 30.7 | 36.6 | 43.0 | 33.8 |  |
| Often | 15.0 | 10.2 | 12.0 | 16.4 | 13.8 |  |
| Almost always | 10.0 | 12.5 | 15.5 | 7.8 | 11.3 |  |
| N of Valid | 180 | 88 | 142 | 128 | 538 | |
| N of Miss | 3 | 0 | 1 | 0 | 4 | |

Table 40: Now thinking back over the past year in school, how often did you: try to do your best work in school?






| Response | 6 | 8 | 10 | 12 | Total | |
|---------------|------|------|------|------|-------|---|
| Never | 1.7 | 0.0 | 0.0 | 0.0 | 0.6 |  |
| Seldom | 0.6 | 2.3 | 2.9 | 2.4 | 1.9 |  |
| Sometimes | 7.2 | 10.2 | 15.7 | 18.9 | 12.7 |  |
| Often | 14.4 | 27.3 | 28.6 | 40.9 | 26.5 |  |
| Almost always | 76.2 | 60.2 | 52.9 | 37.8 | 58.4 |  |
| N of Valid | 181 | 88 | 140 | 127 | 536 | |
| N of Miss | 2 | 0 | 3 | 1 | 6 | |

Table 41: How often do you feel that the school work you are assigned is meaningful and important?






| Response | 6 | 8 | 10 | 12 | Total | |
|---------------|------|------|------|------|-------|---|
| Never | 3.9 | 1.1 | 11.2 | 3.9 | 5.4 |  |
| Seldom | 8.8 | 13.6 | 17.5 | 27.3 | 16.3 |  |
| Sometimes | 21.0 | 35.2 | 35.0 | 42.2 | 32.0 |  |
| Often | 34.8 | 23.9 | 25.2 | 19.5 | 26.9 |  |
| Almost always | 31.5 | 26.1 | 11.2 | 7.0 | 19.4 |  |
| N of Valid | 181 | 88 | 143 | 128 | 540 | |
| N of Miss | 2 | 0 | 0 | 0 | 2 | |

Table 42: Putting them all together, what were your grades like last year?






| Response | 6 | 8 | 10 | 12 | Total | |
|------------|------|------|------|------|-------|---|
| Mostly F's | 0.6 | 3.4 | 0.7 | 0.0 | 0.9 |  |
| Mostly D's | 2.8 | 4.6 | 0.7 | 0.8 | 2.1 |  |
| Mostly C's | 11.3 | 14.9 | 15.7 | 14.3 | 13.8 |  |
| Mostly B's | 32.8 | 28.7 | 35.0 | 48.4 | 36.4 |  |
| Mostly A's | 52.5 | 48.3 | 47.9 | 36.5 | 46.8 |  |
| N of Valid | 177 | 87 | 140 | 126 | 530 | |
| N of Miss | 6 | 1 | 3 | 2 | 12 | |

Table 43: How important do you think the things you are learning in school are going to be for your later life?






| Response | 6 | 8 | 10 | 12 | Total | |
|----------------------|------|------|------|------|-------|---|
| Very important | 48.9 | 36.8 | 21.7 | 13.3 | 31.3 |  |
| Quite important | 27.5 | 32.2 | 32.2 | 31.3 | 30.4 |  |
| Fairly important | 18.7 | 20.7 | 23.1 | 30.5 | 23.0 |  |
| Slightly important | 3.8 | 9.2 | 18.2 | 18.8 | 12.0 |  |
| Not at all important | 1.1 | 1.1 | 4.9 | 6.3 | 3.3 |  |
| N of Valid | 182 | 87 | 143 | 128 | 540 | |
| N of Miss | 1 | 1 | 0 | 0 | 2 | |

Table 44: How interesting are most of your courses to you?






| Response | 6 | 8 | 10 | 12 | Total | |
|----------------------------------|------|------|------|------|-------|---|
| Very interesting and stimulating | 14.5 | 10.3 | 5.6 | 7.0 | 9.6 |  |
| Quite interesting | 26.6 | 20.7 | 21.0 | 18.8 | 22.2 |  |
| Fairly interesting | 42.2 | 49.4 | 46.2 | 36.7 | 43.1 |  |
| Slightly dull | 11.0 | 13.8 | 17.5 | 29.7 | 17.7 |  |
| Very dull | 5.8 | 5.7 | 9.8 | 7.8 | 7.3 |  |
| N of Valid | 173 | 87 | 143 | 128 | 531 | |
| N of Miss | 10 | 1 | 0 | 0 | 11 | |

Table 45: During the LAST FOUR WEEKS how many whole days of school have you missed because you skipped or 'cut'?


| Response | 6 | 8 | 10 | 12 | Total | |
|------------|------|------|------|------|-------|---|
| None | 75.0 | 78.2 | 75.5 | 61.7 | 72.5 |  |
| 1 | 12.2 | 9.2 | 10.5 | 12.5 | 11.3 | |
| 2 | 7.2 | 4.6 | 6.3 | 13.3 | 8.0 | |
| 3 | 2.8 | 1.1 | 3.5 | 7.8 | 3.9 | |
| 4-5 | 2.8 | 3.4 | 2.8 | 3.9 | 3.2 | |
| 6-10 | 0.0 | 1.1 | 1.4 | 0.8 | 0.7 | |
| 11 or more | 0.0 | 2.3 | 0.0 | 0.0 | 0.4 | |
| N of Valid | 180 | 87 | 143 | 128 | 538 | |
| N of Miss | 3 | 1 | 0 | 0 | 4 | |

Table 46: What are the chances you would be seen as cool if you: smoked cigarettes?


| Response | 6 | 8 | 10 | 12 | Total | |
|--------------------------|------|------|------|------|-------|---|
| No or very little chance | 92.2 | 75.9 | 60.6 | 46.8 | 70.5 |  |
| Little chance | 4.4 | 13.8 | 22.5 | 33.3 | 17.6 | |
| Some chance | 0.6 | 6.9 | 8.5 | 14.3 | 6.9 | |
| Pretty good chance | 1.7 | 2.3 | 6.3 | 3.2 | 3.4 | |
| Very good chance | 1.1 | 1.1 | 2.1 | 2.4 | 1.7 | |
| N of Valid | 180 | 87 | 142 | 126 | 535 | |
| N of Miss | 1 | 1 | 1 | 2 | 4 | |

Table 47: What are the chances you would be seen as cool if you: worked hard at school?

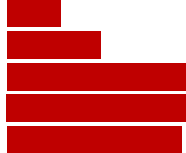
| Response | 6 | 8 | 10 | 12 | Total | |
|--------------------------|------|------|------|------|-------|---|
| No or very little chance | 3.3 | 6.9 | 9.1 | 7.1 | 6.3 |  |
| Little chance | 8.9 | 4.6 | 16.1 | 20.6 | 12.9 | |
| Some chance | 21.7 | 17.2 | 32.2 | 35.7 | 27.1 | |
| Pretty good chance | 30.6 | 36.8 | 21.7 | 23.0 | 27.4 | |
| Very good chance | 35.6 | 34.5 | 21.0 | 13.5 | 26.3 | |
| N of Valid | 180 | 87 | 143 | 126 | 536 | |
| N of Miss | 3 | 1 | 0 | 2 | 6 | |

Table 48: What are the chances you would be seen as cool if you: began drinking alcoholic beverages regularly, that is, at least once or twice a month?






| Response | 6 | 8 | 10 | 12 | Total | |
|--------------------------|------|------|------|------|-------|---|
| No or very little chance | 84.5 | 70.1 | 44.1 | 34.1 | 59.6 |  |
| Little chance | 6.6 | 16.1 | 21.7 | 18.3 | 14.9 |  |
| Some chance | 4.4 | 9.2 | 20.3 | 22.2 | 13.6 |  |
| Pretty good chance | 3.9 | 1.1 | 11.9 | 19.0 | 9.1 |  |
| Very good chance | 0.6 | 3.4 | 2.1 | 6.3 | 2.8 |  |
| N of Valid | 181 | 87 | 143 | 126 | 537 | |
| N of Miss | 1 | 1 | 0 | 2 | 4 | |

Table 49: What are the chances you would be seen as cool if you: defended someone who was being verbally abused at school?






| Response | 6 | 8 | 10 | 12 | Total | |
|--------------------------|------|------|------|------|-------|---|
| No or very little chance | 14.5 | 11.6 | 8.4 | 7.1 | 10.7 |  |
| Little chance | 10.6 | 10.5 | 9.8 | 11.9 | 10.7 |  |
| Some chance | 14.0 | 20.9 | 27.3 | 28.6 | 22.1 |  |
| Pretty good chance | 29.1 | 27.9 | 34.3 | 31.7 | 30.9 |  |
| Very good chance | 31.8 | 29.1 | 20.3 | 20.6 | 25.7 |  |
| N of Valid | 179 | 86 | 143 | 126 | 534 | |
| N of Miss | 4 | 2 | 0 | 2 | 8 | |

Table 50: What are the chances you would be seen as cool if you: smoked marijuana?






| Response | 6 | 8 | 10 | 12 | Total | |
|--------------------------|------|------|------|------|-------|---|
| No or very little chance | 92.9 | 85.1 | 59.4 | 44.0 | 71.3 |  |
| Little chance | 3.3 | 5.7 | 17.5 | 26.4 | 12.8 |  |
| Some chance | 1.6 | 2.3 | 10.5 | 16.8 | 7.6 |  |
| Pretty good chance | 1.1 | 4.6 | 7.7 | 8.8 | 5.2 |  |
| Very good chance | 1.1 | 2.3 | 4.9 | 4.0 | 3.0 |  |
| N of Valid | 182 | 87 | 143 | 125 | 537 | |
| N of Miss | 1 | 1 | 0 | 3 | 5 | |

Table 51: What are the chances you would be seen as cool if you: carried a handgun?


| Response | 6 | 8 | 10 | 12 | Total | |
|--------------------------|------|------|------|------|-------|---|
| No or very little chance | 78.8 | 75.9 | 73.2 | 69.0 | 74.5 |  |
| Little chance | 13.4 | 11.5 | 12.0 | 14.3 | 12.9 | |
| Some chance | 2.8 | 5.7 | 9.2 | 7.1 | 6.0 | |
| Pretty good chance | 2.8 | 3.4 | 2.8 | 2.4 | 2.8 | |
| Very good chance | 2.2 | 3.4 | 2.8 | 7.1 | 3.7 | |
| N of Valid | 179 | 87 | 142 | 126 | 534 | |
| N of Miss | 4 | 1 | 1 | 2 | 7 | |

Table 52: What are the chances you would be seen as cool if you: regularly volunteered to do community service?

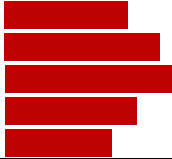
| Response | 6 | 8 | 10 | 12 | Total | |
|--------------------------|------|------|------|------|-------|---|
| No or very little chance | 21.0 | 11.5 | 19.9 | 15.1 | 17.8 |  |
| Little chance | 14.9 | 26.4 | 25.5 | 29.4 | 23.0 | |
| Some chance | 25.4 | 21.8 | 22.7 | 30.2 | 25.2 | |
| Pretty good chance | 17.7 | 24.1 | 19.1 | 17.5 | 19.1 | |
| Very good chance | 21.0 | 16.1 | 12.8 | 7.9 | 15.0 | |
| N of Valid | 181 | 87 | 141 | 126 | 535 | |
| N of Miss | 2 | 1 | 2 | 2 | 7 | |

Table 53: Think of your four best friends (the friends you feel closest to). In the past year (12 months), how many of your best friends have: participated in clubs, organizations or activities at school?


| Response | 6 | 8 | 10 | 12 | Total | |
|------------|------|------|------|------|-------|---|
| 0 | 18.4 | 9.1 | 7.7 | 8.6 | 11.7 |  |
| 1 | 16.1 | 4.5 | 5.6 | 4.7 | 8.6 | |
| 2 | 17.8 | 18.2 | 15.5 | 12.5 | 16.0 | |
| 3 | 15.5 | 19.3 | 12.7 | 23.4 | 17.3 | |
| 4 | 32.2 | 48.9 | 58.5 | 50.8 | 46.4 | |
| N of Valid | 174 | 88 | 142 | 128 | 532 | |
| N of Miss | 9 | 0 | 1 | 0 | 10 | |

Table 54: Think of your four best friends (the friends you feel closest to). In the past year (12 months), how many of your best friends have: smoked cigarettes?






| Response | 6 | 8 | 10 | 12 | Total | |
|------------|------|------|------|------|-------|---|
| 0 | 91.7 | 77.0 | 65.5 | 39.4 | 70.0 |  |
| 1 | 5.5 | 10.3 | 11.3 | 18.9 | 11.0 |  |
| 2 | 0.0 | 8.0 | 12.7 | 19.7 | 9.3 |  |
| 3 | 0.6 | 2.3 | 2.8 | 7.1 | 3.0 |  |
| 4 | 2.2 | 2.3 | 7.7 | 15.0 | 6.7 |  |
| N of Valid | 181 | 87 | 142 | 127 | 537 | |
| N of Miss | 2 | 1 | 1 | 1 | 4 | |

Table 55: Think of your four best friends (the friends you feel closest to). In the past year (12 months), how many of your best friends have: tried beer, wine or hard liquor (for example, vodka, whiskey, or gin) when their parents didn't know about it?






| Response | 6 | 8 | 10 | 12 | Total | |
|------------|------|------|------|------|-------|---|
| 0 | 89.4 | 68.2 | 36.6 | 27.0 | 57.3 |  |
| 1 | 5.6 | 10.2 | 19.7 | 7.9 | 10.6 |  |
| 2 | 3.3 | 8.0 | 12.7 | 15.9 | 9.5 |  |
| 3 | 0.6 | 4.5 | 7.7 | 15.1 | 6.5 |  |
| 4 | 1.1 | 9.1 | 23.2 | 34.1 | 16.0 |  |
| N of Valid | 180 | 88 | 142 | 126 | 536 | |
| N of Miss | 3 | 0 | 1 | 2 | 6 | |

Table 56: Think of your four best friends (the friends you feel closest to). In the past year (12 months), how many of your best friends have: made a commitment to stay drug-free?






| Response | 6 | 8 | 10 | 12 | Total | |
|------------|------|------|------|------|-------|---|
| 0 | 9.7 | 17.0 | 19.3 | 35.4 | 19.6 |  |
| 1 | 7.4 | 4.5 | 15.7 | 9.4 | 9.6 |  |
| 2 | 9.7 | 10.2 | 11.4 | 14.2 | 11.3 |  |
| 3 | 8.0 | 10.2 | 16.4 | 14.2 | 12.1 |  |
| 4 | 65.3 | 58.0 | 37.1 | 26.8 | 47.5 |  |
| N of Valid | 176 | 88 | 140 | 127 | 531 | |
| N of Miss | 7 | 0 | 3 | 1 | 10 | |

Table 57: Think of your four best friends (the friends you feel closest to). In the past year (12 months), how many of your best friends have: used marijuana?






| Response | 6 | 8 | 10 | 12 | Total | |
|------------|------|------|------|------|-------|---|
| 0 | 96.7 | 88.4 | 70.0 | 52.0 | 77.7 |  |
| 1 | 1.7 | 5.8 | 7.9 | 21.3 | 8.6 |  |
| 2 | 0.6 | 3.5 | 10.0 | 10.2 | 5.8 |  |
| 3 | 0.0 | 0.0 | 2.9 | 7.9 | 2.6 |  |
| 4 | 1.1 | 2.3 | 9.3 | 8.7 | 5.3 |  |
| N of Valid | 180 | 86 | 140 | 127 | 533 | |
| N of Miss | 2 | 1 | 3 | 1 | 6 | |

Table 58: Think of your four best friends (the friends you feel closest to). In the past year (12 months), how many of your best friends have: tried to do well in school?






| Response | 6 | 8 | 10 | 12 | Total | |
|------------|------|------|------|------|-------|---|
| 0 | 3.3 | 10.3 | 5.0 | 3.9 | 5.1 |  |
| 1 | 2.2 | 2.3 | 5.0 | 7.9 | 4.3 |  |
| 2 | 7.8 | 9.2 | 9.3 | 13.4 | 9.7 |  |
| 3 | 19.4 | 21.8 | 21.4 | 25.2 | 21.7 |  |
| 4 | 67.2 | 56.3 | 59.3 | 49.6 | 59.2 |  |
| N of Valid | 180 | 87 | 140 | 127 | 534 | |
| N of Miss | 3 | 1 | 2 | 1 | 7 | |

Table 59: Think of your four best friends (the friends you feel closest to). In the past year (12 months), how many of your best friends have: used LSD, cocaine, amphetamines, or other illegal drugs?






| Response | 6 | 8 | 10 | 12 | Total | |
|------------|------|------|------|------|-------|---|
| 0 | 98.3 | 93.2 | 85.2 | 82.8 | 90.3 |  |
| 1 | 1.1 | 1.1 | 7.7 | 10.9 | 5.2 |  |
| 2 | 0.6 | 1.1 | 2.8 | 4.7 | 2.2 |  |
| 3 | 0.0 | 2.3 | 2.8 | 0.0 | 1.1 |  |
| 4 | 0.0 | 2.3 | 1.4 | 1.6 | 1.1 |  |
| N of Valid | 177 | 88 | 142 | 128 | 535 | |
| N of Miss | 5 | 0 | 1 | 0 | 6 | |

Table 60: Think of your four best friends (the friends you feel closest to). In the past year (12 months), how many of your best friends have: been suspended from school?






| Response | 6 | 8 | 10 | 12 | Total | |
|------------|------|------|------|------|-------|---|
| 0 | 77.4 | 71.3 | 61.0 | 66.4 | 69.4 |  |
| 1 | 16.4 | 16.1 | 19.9 | 20.3 | 18.2 |  |
| 2 | 2.3 | 6.9 | 9.2 | 8.6 | 6.4 |  |
| 3 | 2.3 | 2.3 | 5.0 | 0.8 | 2.6 |  |
| 4 | 1.7 | 3.4 | 5.0 | 3.9 | 3.4 |  |
| N of Valid | 177 | 87 | 141 | 128 | 533 | |
| N of Miss | 4 | 1 | 2 | 0 | 7 | |

Table 61: Think of your four best friends (the friends you feel closest to). In the past year (12 months), how many of your best friends have: liked school?






| Response | 6 | 8 | 10 | 12 | Total | |
|------------|------|------|------|------|-------|---|
| 0 | 18.5 | 18.4 | 26.8 | 24.2 | 22.1 |  |
| 1 | 12.4 | 11.5 | 18.3 | 11.7 | 13.6 |  |
| 2 | 23.0 | 20.7 | 19.7 | 21.1 | 21.3 |  |
| 3 | 18.5 | 19.5 | 13.4 | 21.9 | 18.1 |  |
| 4 | 27.5 | 29.9 | 21.8 | 21.1 | 24.9 |  |
| N of Valid | 178 | 87 | 142 | 128 | 535 | |
| N of Miss | 5 | 1 | 1 | 0 | 7 | |

Table 62: Think of your four best friends (the friends you feel closest to). In the past year (12 months), how many of your best friends have: carried a handgun?






| Response | 6 | 8 | 10 | 12 | Total | |
|------------|------|------|------|------|-------|---|
| 0 | 95.0 | 92.0 | 93.0 | 95.3 | 94.1 |  |
| 1 | 4.4 | 3.4 | 4.2 | 2.3 | 3.7 |  |
| 2 | 0.0 | 1.1 | 0.0 | 1.6 | 0.6 |  |
| 3 | 0.0 | 1.1 | 1.4 | 0.0 | 0.6 |  |
| 4 | 0.6 | 2.3 | 1.4 | 0.8 | 1.1 |  |
| N of Valid | 180 | 88 | 142 | 128 | 538 | |
| N of Miss | 3 | 0 | 1 | 0 | 4 | |

Table 63: Think of your four best friends (the friends you feel closest to). In the past year (12 months), how many of your best friends have: sold illegal drugs?






| Response | 6 | 8 | 10 | 12 | Total | |
|------------|-------|------|------|------|-------|---|
| 0 | 100.0 | 94.3 | 85.9 | 87.4 | 92.3 |  |
| 1 | 0.0 | 1.1 | 7.7 | 7.9 | 4.1 |  |
| 2 | 0.0 | 3.4 | 3.5 | 1.6 | 1.9 |  |
| 3 | 0.0 | 0.0 | 1.4 | 1.6 | 0.8 |  |
| 4 | 0.0 | 1.1 | 1.4 | 1.6 | 0.9 |  |
| N of Valid | 176 | 88 | 142 | 127 | 533 | |
| N of Miss | 7 | 0 | 1 | 1 | 9 | |

Table 64: Think of your four best friends (the friends you feel closest to). In the past year (12 months), how many of your best friends have: regularly attended religious services?






| Response | 6 | 8 | 10 | 12 | Total | |
|------------|------|------|------|------|-------|---|
| 0 | 17.4 | 14.9 | 14.8 | 18.0 | 16.4 |  |
| 1 | 11.4 | 5.7 | 9.9 | 14.8 | 10.9 |  |
| 2 | 18.6 | 20.7 | 22.5 | 19.5 | 20.2 |  |
| 3 | 16.2 | 25.3 | 17.6 | 19.5 | 18.9 |  |
| 4 | 36.5 | 33.3 | 35.2 | 28.1 | 33.6 |  |
| N of Valid | 167 | 87 | 142 | 128 | 524 | |
| N of Miss | 16 | 1 | 1 | 0 | 18 | |

Table 65: Think of your four best friends (the friends you feel closest to). In the past year (12 months), how many of your best friends have: stolen or tried to steal a motor vehicle such as a car or motorcycle?






| Response | 6 | 8 | 10 | 12 | Total | |
|------------|------|------|------|------|-------|---|
| 0 | 97.2 | 96.6 | 93.7 | 95.3 | 95.7 |  |
| 1 | 2.2 | 1.1 | 5.6 | 3.1 | 3.2 |  |
| 2 | 0.0 | 0.0 | 0.0 | 0.8 | 0.2 |  |
| 3 | 0.0 | 0.0 | 0.7 | 0.0 | 0.2 |  |
| 4 | 0.6 | 2.3 | 0.0 | 0.8 | 0.7 |  |
| N of Valid | 178 | 88 | 142 | 128 | 536 | |
| N of Miss | 5 | 0 | 1 | 0 | 6 | |

Table 66: Think of your four best friends (the friends you feel closest to). In the past year (12 months), how many of your best friends have: been arrested?






| Response | 6 | 8 | 10 | 12 | Total | |
|------------|------|------|------|------|-------|---|
| 0 | 98.3 | 93.2 | 88.0 | 78.9 | 90.1 |  |
| 1 | 0.6 | 4.5 | 7.7 | 14.8 | 6.5 |  |
| 2 | 0.6 | 0.0 | 2.8 | 3.1 | 1.7 |  |
| 3 | 0.6 | 0.0 | 0.7 | 0.8 | 0.6 |  |
| 4 | 0.0 | 2.3 | 0.7 | 2.3 | 1.1 |  |
| N of Valid | 177 | 88 | 142 | 128 | 535 | |
| N of Miss | 6 | 0 | 1 | 0 | 7 | |

Table 67: Think of your four best friends (the friends you feel closest to). In the past year (12 months), how many of your best friends have: dropped out of school?






| Response | 6 | 8 | 10 | 12 | Total | |
|------------|------|------|------|------|-------|---|
| 0 | 98.3 | 95.4 | 92.3 | 85.9 | 93.3 |  |
| 1 | 1.1 | 3.4 | 7.0 | 7.8 | 4.7 |  |
| 2 | 0.6 | 0.0 | 0.7 | 5.5 | 1.7 |  |
| 3 | 0.0 | 0.0 | 0.0 | 0.8 | 0.2 |  |
| 4 | 0.0 | 1.1 | 0.0 | 0.0 | 0.2 |  |
| N of Valid | 177 | 87 | 142 | 128 | 534 | |
| N of Miss | 6 | 1 | 1 | 0 | 7 | |

Table 68: Think of your four best friends (the friends you feel closest to). In the past year (12 months), how many of your best friends have: been members of a gang?






| Response | 6 | 8 | 10 | 12 | Total | |
|------------|------|------|------|------|-------|---|
| 0 | 91.5 | 94.3 | 95.1 | 96.1 | 94.0 |  |
| 1 | 5.7 | 1.1 | 0.7 | 1.6 | 2.6 |  |
| 2 | 1.1 | 2.3 | 1.4 | 0.0 | 1.1 |  |
| 3 | 1.1 | 0.0 | 2.1 | 0.8 | 1.1 |  |
| 4 | 0.6 | 2.3 | 0.7 | 1.6 | 1.1 |  |
| N of Valid | 176 | 88 | 142 | 128 | 534 | |
| N of Miss | 7 | 0 | 1 | 0 | 8 | |

Table 69: How old were you when you first: smoked marijuana?










| Response | 6 | 8 | 10 | 12 | Total | |
|---------------|------|------|------|------|-------|---|
| Never | 99.5 | 98.9 | 79.7 | 72.7 | 87.8 |  |
| 10 or younger | 0.0 | 0.0 | 2.8 | 2.3 | 1.3 |  |
| 11 | 0.5 | 1.1 | 1.4 | 0.0 | 0.7 |  |
| 12 | 0.0 | 0.0 | 3.5 | 0.8 | 1.1 |  |
| 13 | 0.0 | 0.0 | 3.5 | 0.8 | 1.1 |  |
| 14 | 0.0 | 0.0 | 4.9 | 1.6 | 1.7 |  |
| 15 | 0.0 | 0.0 | 3.5 | 3.1 | 1.7 |  |
| 16 | 0.0 | 0.0 | 0.7 | 8.6 | 2.2 |  |
| 17 or older | 0.0 | 0.0 | 0.0 | 10.2 | 2.4 |  |
| N of Valid | 182 | 88 | 143 | 128 | 541 | |
| N of Miss | 1 | 0 | 0 | 0 | 1 | |

Table 70: How old were you when you first: smoked a cigarette, even just a puff?










| Response | 6 | 8 | 10 | 12 | Total | |
|---------------|------|------|------|------|-------|---|
| Never | 91.8 | 73.6 | 68.5 | 53.9 | 73.7 |  |
| 10 or younger | 6.6 | 12.6 | 11.9 | 5.5 | 8.7 |  |
| 11 | 1.6 | 2.3 | 2.8 | 1.6 | 2.0 |  |
| 12 | 0.0 | 5.7 | 2.8 | 3.1 | 2.4 |  |
| 13 | 0.0 | 5.7 | 4.2 | 3.1 | 2.8 |  |
| 14 | 0.0 | 0.0 | 2.8 | 4.7 | 1.9 |  |
| 15 | 0.0 | 0.0 | 4.9 | 7.0 | 3.0 |  |
| 16 | 0.0 | 0.0 | 1.4 | 10.9 | 3.0 |  |
| 17 or older | 0.0 | 0.0 | 0.7 | 10.2 | 2.6 |  |
| N of Valid | 182 | 87 | 143 | 128 | 540 | |
| N of Miss | 1 | 1 | 0 | 0 | 1 | |

Table 71: How old were you when you first: had more than a sip or two of beer, wine or hard liquor (for example, vodka, whiskey, or gin)?










| Response | 6 | 8 | 10 | 12 | Total | |
|---------------|------|------|------|------|-------|---|
| Never | 80.0 | 62.5 | 48.3 | 38.3 | 58.8 |  |
| 10 or younger | 11.1 | 15.9 | 9.1 | 7.8 | 10.6 |  |
| 11 | 6.1 | 3.4 | 2.1 | 1.6 | 3.5 |  |
| 12 | 2.2 | 5.7 | 7.7 | 1.6 | 4.1 |  |
| 13 | 0.6 | 10.2 | 11.2 | 3.1 | 5.6 |  |
| 14 | 0.0 | 2.3 | 9.1 | 6.3 | 4.3 |  |
| 15 | 0.0 | 0.0 | 11.9 | 14.8 | 6.7 |  |
| 16 | 0.0 | 0.0 | 0.7 | 15.6 | 3.9 |  |
| 17 or older | 0.0 | 0.0 | 0.0 | 10.9 | 2.6 |  |
| N of Valid | 180 | 88 | 143 | 128 | 539 | |
| N of Miss | 3 | 0 | 0 | 0 | 3 | |

Table 72: How old were you when you first: began drinking alcoholic beverages regularly, that is, at least once or twice a month?










| Response | 6 | 8 | 10 | 12 | Total | |
|---------------|------|------|------|------|-------|---|
| Never | 98.9 | 94.3 | 80.9 | 67.2 | 85.9 |  |
| 10 or younger | 0.0 | 0.0 | 0.7 | 0.0 | 0.2 |  |
| 11 | 0.6 | 0.0 | 0.0 | 0.0 | 0.2 |  |
| 12 | 0.6 | 0.0 | 1.4 | 0.8 | 0.7 |  |
| 13 | 0.0 | 4.5 | 3.5 | 1.6 | 2.0 |  |
| 14 | 0.0 | 1.1 | 5.0 | 0.0 | 1.5 |  |
| 15 | 0.0 | 0.0 | 6.4 | 2.3 | 2.2 |  |
| 16 | 0.0 | 0.0 | 2.1 | 14.8 | 4.1 |  |
| 17 or older | 0.0 | 0.0 | 0.0 | 13.3 | 3.2 |  |
| N of Valid | 181 | 88 | 141 | 128 | 538 | |
| N of Miss | 2 | 0 | 1 | 0 | 3 | |

Table 73: How old were you when you first: used phenoxydine (pox, px, breeze)?


| Response | 6 | 8 | 10 | 12 | Total | |
|---------------|-------|-------|-------|-------|-------|---|
| Never | 100.0 | 100.0 | 100.0 | 100.0 | 100.0 |  |
| 10 or younger | 0.0 | 0.0 | 0.0 | 0.0 | 0.0 | |
| 11 | 0.0 | 0.0 | 0.0 | 0.0 | 0.0 | |
| 12 | 0.0 | 0.0 | 0.0 | 0.0 | 0.0 | |
| 13 | 0.0 | 0.0 | 0.0 | 0.0 | 0.0 | |
| 14 | 0.0 | 0.0 | 0.0 | 0.0 | 0.0 | |
| 15 | 0.0 | 0.0 | 0.0 | 0.0 | 0.0 | |
| 16 | 0.0 | 0.0 | 0.0 | 0.0 | 0.0 | |
| 17 or older | 0.0 | 0.0 | 0.0 | 0.0 | 0.0 | |
| N of Valid | 166 | 88 | 142 | 127 | 523 | |
| N of Miss | 17 | 0 | 1 | 1 | 19 | |

Table 74: How old were you when you first: got suspended from school?










| Response | 6 | 8 | 10 | 12 | Total | |
|---------------|------|------|------|------|-------|---|
| Never | 93.4 | 90.9 | 81.8 | 78.7 | 86.5 |  |
| 10 or younger | 4.4 | 0.0 | 4.2 | 3.1 | 3.3 |  |
| 11 | 2.2 | 2.3 | 3.5 | 1.6 | 2.4 |  |
| 12 | 0.0 | 2.3 | 1.4 | 0.8 | 0.9 |  |
| 13 | 0.0 | 4.5 | 3.5 | 2.4 | 2.2 |  |
| 14 | 0.0 | 0.0 | 2.1 | 2.4 | 1.1 |  |
| 15 | 0.0 | 0.0 | 2.1 | 4.7 | 1.7 |  |
| 16 | 0.0 | 0.0 | 1.4 | 3.1 | 1.1 |  |
| 17 or older | 0.0 | 0.0 | 0.0 | 3.1 | 0.7 |  |
| N of Valid | 181 | 88 | 143 | 127 | 539 | |
| N of Miss | 1 | 0 | 0 | 1 | 1 | |

Table 75: How old were you when you first: got arrested?










| Response | 6 | 8 | 10 | 12 | Total | |
|---------------|------|------|------|------|-------|---|
| Never | 98.3 | 97.7 | 93.7 | 91.4 | 95.4 |  |
| 10 or younger | 0.0 | 0.0 | 0.0 | 0.8 | 0.2 |  |
| 11 | 1.1 | 1.1 | 0.7 | 0.0 | 0.7 |  |
| 12 | 0.0 | 0.0 | 1.4 | 0.8 | 0.6 |  |
| 13 | 0.0 | 1.1 | 0.7 | 0.8 | 0.6 |  |
| 14 | 0.0 | 0.0 | 2.1 | 0.0 | 0.6 |  |
| 15 | 0.6 | 0.0 | 0.7 | 2.3 | 0.9 |  |
| 16 | 0.0 | 0.0 | 0.7 | 1.6 | 0.6 |  |
| 17 or older | 0.0 | 0.0 | 0.0 | 2.3 | 0.6 |  |
| N of Valid | 181 | 88 | 143 | 128 | 540 | |
| N of Miss | 2 | 0 | 0 | 0 | 2 | |

Table 76: How old were you when you first: carried a handgun?









| Response | 6 | 8 | 10 | 12 | Total | |
|---------------|------|------|------|------|-------|---|
| Never | 94.4 | 96.5 | 93.7 | 95.3 | 94.8 |  |
| 10 or younger | 2.2 | 3.5 | 2.1 | 0.8 | 2.1 |  |
| 11 | 1.7 | 0.0 | 0.0 | 0.0 | 0.6 |  |
| 12 | 1.1 | 0.0 | 1.4 | 0.0 | 0.7 |  |
| 13 | 0.0 | 0.0 | 0.7 | 0.8 | 0.4 |  |
| 14 | 0.0 | 0.0 | 0.7 | 0.8 | 0.4 |  |
| 15 | 0.0 | 0.0 | 0.7 | 1.6 | 0.6 |  |
| 16 | 0.6 | 0.0 | 0.7 | 0.8 | 0.6 |  |
| 17 or older | 0.0 | 0.0 | 0.0 | 0.0 | 0.0 | |
| N of Valid | 179 | 86 | 143 | 128 | 536 | |
| N of Miss | 4 | 2 | 0 | 0 | 6 | |

Table 77: How old were you when you first: attacked someone with the idea of seriously hurting them?


| Response | 6 | 8 | 10 | 12 | Total | |
|---------------|------|------|------|------|-------|---|
| Never | 89.6 | 90.9 | 86.0 | 85.9 | 88.0 |  |
| 10 or younger | 7.1 | 2.3 | 4.2 | 4.7 | 5.0 | |
| 11 | 2.2 | 2.3 | 0.0 | 3.1 | 1.8 | |
| 12 | 1.1 | 1.1 | 3.5 | 0.0 | 1.5 | |
| 13 | 0.0 | 3.4 | 2.8 | 0.8 | 1.5 | |
| 14 | 0.0 | 0.0 | 1.4 | 3.1 | 1.1 | |
| 15 | 0.0 | 0.0 | 0.0 | 0.0 | 0.0 | |
| 16 | 0.0 | 0.0 | 2.1 | 0.8 | 0.7 | |
| 17 or older | 0.0 | 0.0 | 0.0 | 1.6 | 0.4 | |
| N of Valid | 182 | 88 | 143 | 128 | 541 | |
| N of Miss | 1 | 0 | 0 | 0 | 1 | |

Table 78: How old were you when you first: belonged to a gang?


| Response | 6 | 8 | 10 | 12 | Total | |
|---------------|------|------|------|------|-------|--|
| Never | 94.0 | 97.7 | 95.8 | 97.7 | 95.9 |  |
| 10 or younger | 3.3 | 0.0 | 2.1 | 1.6 | 2.0 | |
| 11 | 2.7 | 0.0 | 0.0 | 0.8 | 1.1 | |
| 12 | 0.0 | 1.1 | 1.4 | 0.0 | 0.6 | |
| 13 | 0.0 | 0.0 | 0.0 | 0.0 | 0.0 | |
| 14 | 0.0 | 1.1 | 0.0 | 0.0 | 0.2 | |
| 15 | 0.0 | 0.0 | 0.7 | 0.0 | 0.2 | |
| 16 | 0.0 | 0.0 | 0.0 | 0.0 | 0.0 | |
| 17 or older | 0.0 | 0.0 | 0.0 | 0.0 | 0.0 | |
| N of Valid | 182 | 88 | 143 | 128 | 541 | |
| N of Miss | 1 | 0 | 0 | 0 | 1 | |

Table 79: How wrong do you think it is for someone your age to: take a handgun to school?





| Response | 6 | 8 | 10 | 12 | Total | |
|--------------------|------|------|------|------|-------|---|
| Very wrong | 90.2 | 86.4 | 83.2 | 87.5 | 87.1 |  |
| Wrong | 7.7 | 6.8 | 14.0 | 9.4 | 9.6 |  |
| A little bit wrong | 2.2 | 6.8 | 2.1 | 2.3 | 3.0 |  |
| Not wrong at all | 0.0 | 0.0 | 0.7 | 0.8 | 0.4 |  |
| N of Valid | 183 | 88 | 143 | 128 | 542 | |
| N of Miss | 0 | 0 | 0 | 0 | 0 | |

Table 80: How wrong do you think it is for someone your age to: steal anything worth more than \$5?





| Response | 6 | 8 | 10 | 12 | Total | |
|--------------------|------|------|------|------|-------|---|
| Very wrong | 73.1 | 64.8 | 69.5 | 71.1 | 70.3 |  |
| Wrong | 21.4 | 25.0 | 20.6 | 23.4 | 22.3 |  |
| A little bit wrong | 4.9 | 6.8 | 7.8 | 4.7 | 5.9 |  |
| Not wrong at all | 0.5 | 3.4 | 2.1 | 0.8 | 1.5 |  |
| N of Valid | 182 | 88 | 141 | 128 | 539 | |
| N of Miss | 1 | 0 | 2 | 0 | 1 | |

Table 81: How wrong do you think it is for someone your age to: pick a fight with someone?





| Response | 6 | 8 | 10 | 12 | Total | |
|--------------------|------|------|------|------|-------|---|
| Very wrong | 47.5 | 36.8 | 39.2 | 40.6 | 41.9 |  |
| Wrong | 33.5 | 36.8 | 36.4 | 32.0 | 34.5 |  |
| A little bit wrong | 17.3 | 20.7 | 19.6 | 24.2 | 20.1 |  |
| Not wrong at all | 1.7 | 5.7 | 4.9 | 3.1 | 3.5 |  |
| N of Valid | 179 | 87 | 143 | 128 | 537 | |
| N of Miss | 3 | 1 | 0 | 0 | 4 | |

Table 82: How wrong do you think it is for someone your age to: attack someone with the idea of seriously hurting them?





| Response | 6 | 8 | 10 | 12 | Total | |
|--------------------|------|------|------|------|-------|---|
| Very wrong | 78.0 | 72.4 | 61.5 | 64.1 | 69.4 |  |
| Wrong | 18.7 | 18.4 | 25.9 | 27.3 | 22.6 |  |
| A little bit wrong | 2.7 | 8.0 | 11.2 | 6.3 | 6.7 |  |
| Not wrong at all | 0.5 | 1.1 | 1.4 | 2.3 | 1.3 |  |
| N of Valid | 182 | 87 | 143 | 128 | 540 | |
| N of Miss | 1 | 1 | 0 | 0 | 2 | |

Table 83: How wrong do you think it is for someone your age to: stay away from school all day when their parents think they are at school?





| Response | 6 | 8 | 10 | 12 | Total | |
|--------------------|------|------|------|------|-------|---|
| Very wrong | 79.7 | 71.3 | 52.4 | 44.5 | 62.8 |  |
| Wrong | 14.8 | 17.2 | 29.4 | 31.3 | 23.0 |  |
| A little bit wrong | 4.9 | 8.0 | 16.1 | 20.3 | 12.0 |  |
| Not wrong at all | 0.5 | 3.4 | 2.1 | 3.9 | 2.2 |  |
| N of Valid | 182 | 87 | 143 | 128 | 540 | |
| N of Miss | 1 | 1 | 0 | 0 | 2 | |

Table 84: How wrong do you think it is for someone your age to: drink beer, wine or hard liquor (for example, vodka, whiskey, or gin) regularly?





| Response | 6 | 8 | 10 | 12 | Total | |
|--------------------|------|------|------|------|-------|---|
| Very wrong | 89.6 | 72.4 | 51.0 | 41.4 | 65.2 |  |
| Wrong | 6.6 | 16.1 | 20.3 | 20.3 | 15.0 |  |
| A little bit wrong | 3.3 | 5.7 | 23.1 | 30.5 | 15.4 |  |
| Not wrong at all | 0.5 | 5.7 | 5.6 | 7.8 | 4.4 |  |
| N of Valid | 182 | 87 | 143 | 128 | 540 | |
| N of Miss | 1 | 1 | 0 | 0 | 2 | |

Table 85: How wrong do you think it is for someone your age to: smoke cigarettes?





| Response | 6 | 8 | 10 | 12 | Total | |
|--------------------|------|------|------|------|-------|---|
| Very wrong | 86.8 | 73.3 | 58.0 | 42.2 | 66.4 |  |
| Wrong | 11.0 | 16.3 | 21.0 | 20.3 | 16.7 |  |
| A little bit wrong | 2.2 | 7.0 | 14.0 | 22.7 | 10.9 |  |
| Not wrong at all | 0.0 | 3.5 | 7.0 | 14.8 | 5.9 |  |
| N of Valid | 182 | 86 | 143 | 128 | 539 | |
| N of Miss | 1 | 2 | 0 | 0 | 3 | |

Table 86: How wrong do you think it is for someone your age to: smoke marijuana?





| Response | 6 | 8 | 10 | 12 | Total | |
|--------------------|------|------|------|------|-------|---|
| Very wrong | 95.1 | 89.7 | 70.6 | 64.8 | 80.6 |  |
| Wrong | 3.8 | 5.7 | 11.2 | 16.4 | 9.1 |  |
| A little bit wrong | 0.5 | 2.3 | 10.5 | 14.1 | 6.7 |  |
| Not wrong at all | 0.5 | 2.3 | 7.7 | 4.7 | 3.7 |  |
| N of Valid | 182 | 87 | 143 | 128 | 540 | |
| N of Miss | 1 | 1 | 0 | 0 | 2 | |

Table 87: How wrong do you think it is for someone your age to: use LSD, cocaine, amphetamines or another illegal drug?





| Response | 6 | 8 | 10 | 12 | Total | |
|--------------------|------|------|------|------|-------|---|
| Very wrong | 98.3 | 94.3 | 88.8 | 90.6 | 93.3 |  |
| Wrong | 1.1 | 3.4 | 8.4 | 6.3 | 4.6 |  |
| A little bit wrong | 0.0 | 1.1 | 1.4 | 1.6 | 0.9 |  |
| Not wrong at all | 0.6 | 1.1 | 1.4 | 1.6 | 1.1 |  |
| N of Valid | 181 | 87 | 143 | 128 | 539 | |
| N of Miss | 2 | 1 | 0 | 0 | 3 | |

Table 88: At school during the past 12 months, did you receive help from the resource teacher, speech therapist or other special education teacher?



| Response | 6 | 8 | 10 | 12 | Total | |
|------------|------|------|------|------|-------|---|
| No | 85.4 | 81.6 | 94.1 | 92.7 | 88.8 |  |
| Yes | 14.6 | 18.4 | 5.9 | 7.3 | 11.2 |  |
| N of Valid | 171 | 87 | 135 | 124 | 517 | |
| N of Miss | 12 | 1 | 8 | 4 | 25 | |

Table 89: How many times in the past year (12 months) have you: been suspended from school?




| Response | 6 | 8 | 10 | 12 | Total | |
|----------------|------|------|------|------|-------|---|
| Never | 95.6 | 90.9 | 88.8 | 91.4 | 92.1 |  |
| 1 to 2 times | 4.4 | 9.1 | 9.1 | 7.8 | 7.2 |  |
| 3 to 5 times | 0.0 | 0.0 | 2.1 | 0.8 | 0.7 |  |
| 6 to 9 times | 0.0 | 0.0 | 0.0 | 0.0 | 0.0 | |
| 10 to 19 times | 0.0 | 0.0 | 0.0 | 0.0 | 0.0 | |
| 20 to 29 times | 0.0 | 0.0 | 0.0 | 0.0 | 0.0 | |
| 30 to 39 times | 0.0 | 0.0 | 0.0 | 0.0 | 0.0 | |
| 40+ times | 0.0 | 0.0 | 0.0 | 0.0 | 0.0 | |
| N of Valid | 182 | 88 | 143 | 128 | 541 | |
| N of Miss | 1 | 0 | 0 | 0 | 1 | |

Table 90: How many times in the past year (12 months) have you: carried a handgun?








| Response | 6 | 8 | 10 | 12 | Total | |
|----------------|------|------|------|------|-------|---|
| Never | 95.0 | 96.6 | 93.7 | 98.4 | 95.7 |  |
| 1 to 2 times | 2.2 | 1.1 | 2.8 | 0.8 | 1.9 |  |
| 3 to 5 times | 1.1 | 0.0 | 0.7 | 0.0 | 0.6 |  |
| 6 to 9 times | 1.1 | 0.0 | 0.7 | 0.0 | 0.6 |  |
| 10 to 19 times | 0.0 | 2.3 | 0.0 | 0.0 | 0.4 |  |
| 20 to 29 times | 0.0 | 0.0 | 1.4 | 0.0 | 0.4 |  |
| 30 to 39 times | 0.0 | 0.0 | 0.0 | 0.0 | 0.0 | |
| 40+ times | 0.6 | 0.0 | 0.7 | 0.8 | 0.6 |  |
| N of Valid | 181 | 88 | 143 | 128 | 540 | |
| N of Miss | 2 | 0 | 0 | 0 | 2 | |

Table 91: How many times in the past year (12 months) have you: sold illegal drugs?








| Response | 6 | 8 | 10 | 12 | Total | |
|----------------|-------|-------|------|------|-------|---|
| Never | 100.0 | 100.0 | 95.0 | 96.9 | 98.0 |  |
| 1 to 2 times | 0.0 | 0.0 | 1.4 | 1.6 | 0.7 |  |
| 3 to 5 times | 0.0 | 0.0 | 2.1 | 0.0 | 0.6 |  |
| 6 to 9 times | 0.0 | 0.0 | 0.7 | 0.0 | 0.2 |  |
| 10 to 19 times | 0.0 | 0.0 | 0.0 | 0.8 | 0.2 |  |
| 20 to 29 times | 0.0 | 0.0 | 0.0 | 0.0 | 0.0 | |
| 30 to 39 times | 0.0 | 0.0 | 0.7 | 0.0 | 0.2 |  |
| 40+ times | 0.0 | 0.0 | 0.0 | 0.8 | 0.2 |  |
| N of Valid | 181 | 88 | 141 | 127 | 537 | |
| N of Miss | 2 | 0 | 2 | 1 | 5 | |

Table 92: How many times in the past year (12 months) have you: stolen or tried to steal a motor vehicle such as a car or motorcycle?




| Response | 6 | 8 | 10 | 12 | Total | |
|----------------|------|------|------|------|-------|---|
| Never | 99.4 | 98.9 | 99.3 | 99.2 | 99.3 |  |
| 1 to 2 times | 0.6 | 1.1 | 0.7 | 0.0 | 0.6 |  |
| 3 to 5 times | 0.0 | 0.0 | 0.0 | 0.0 | 0.0 | |
| 6 to 9 times | 0.0 | 0.0 | 0.0 | 0.0 | 0.0 | |
| 10 to 19 times | 0.0 | 0.0 | 0.0 | 0.0 | 0.0 | |
| 20 to 29 times | 0.0 | 0.0 | 0.0 | 0.0 | 0.0 | |
| 30 to 39 times | 0.0 | 0.0 | 0.0 | 0.0 | 0.0 | |
| 40+ times | 0.0 | 0.0 | 0.0 | 0.8 | 0.2 |  |
| N of Valid | 181 | 88 | 143 | 128 | 540 | |
| N of Miss | 1 | 0 | 0 | 0 | 1 | |

Table 93: How many times in the past year (12 months) have you: participated in clubs, organizations or activities at school?









| Response | 6 | 8 | 10 | 12 | Total | |
|----------------|------|------|------|------|-------|---|
| Never | 23.5 | 15.9 | 16.8 | 18.8 | 19.3 |  |
| 1 to 2 times | 29.1 | 18.2 | 16.1 | 9.4 | 19.1 |  |
| 3 to 5 times | 22.3 | 17.0 | 16.8 | 10.2 | 17.1 |  |
| 6 to 9 times | 5.6 | 6.8 | 14.7 | 14.1 | 10.2 |  |
| 10 to 19 times | 7.8 | 9.1 | 9.8 | 14.1 | 10.0 |  |
| 20 to 29 times | 5.0 | 5.7 | 6.3 | 7.0 | 5.9 |  |
| 30 to 39 times | 3.9 | 2.3 | 2.8 | 3.9 | 3.3 |  |
| 40+ times | 2.8 | 25.0 | 16.8 | 22.7 | 14.9 |  |
| N of Valid | 179 | 88 | 143 | 128 | 538 | |
| N of Miss | 4 | 0 | 0 | 0 | 4 | |

Table 94: How many times in the past year (12 months) have you: been arrested?




| Response | 6 | 8 | 10 | 12 | Total | |
|----------------|-------|------|------|------|-------|---|
| Never | 100.0 | 97.7 | 97.2 | 96.1 | 98.0 |  |
| 1 to 2 times | 0.0 | 2.3 | 2.8 | 3.1 | 1.9 |  |
| 3 to 5 times | 0.0 | 0.0 | 0.0 | 0.0 | 0.0 | |
| 6 to 9 times | 0.0 | 0.0 | 0.0 | 0.0 | 0.0 | |
| 10 to 19 times | 0.0 | 0.0 | 0.0 | 0.0 | 0.0 | |
| 20 to 29 times | 0.0 | 0.0 | 0.0 | 0.0 | 0.0 | |
| 30 to 39 times | 0.0 | 0.0 | 0.0 | 0.0 | 0.0 | |
| 40+ times | 0.0 | 0.0 | 0.0 | 0.8 | 0.2 |  |
| N of Valid | 181 | 88 | 143 | 128 | 540 | |
| N of Miss | 2 | 0 | 0 | 0 | 2 | |

Table 95: How many times in the past year (12 months) have you: done extra work on your own for school?









| Response | 6 | 8 | 10 | 12 | Total | |
|----------------|------|------|------|------|-------|---|
| Never | 33.1 | 26.1 | 36.4 | 34.4 | 33.1 |  |
| 1 to 2 times | 32.0 | 17.0 | 23.8 | 16.4 | 23.7 |  |
| 3 to 5 times | 18.8 | 25.0 | 21.7 | 12.5 | 19.1 |  |
| 6 to 9 times | 7.7 | 8.0 | 4.2 | 9.4 | 7.2 |  |
| 10 to 19 times | 3.9 | 10.2 | 4.9 | 10.2 | 6.7 |  |
| 20 to 29 times | 1.7 | 5.7 | 4.2 | 7.8 | 4.4 |  |
| 30 to 39 times | 1.7 | 3.4 | 0.0 | 0.8 | 1.3 |  |
| 40+ times | 1.1 | 4.5 | 4.9 | 8.6 | 4.4 |  |
| N of Valid | 181 | 88 | 143 | 128 | 540 | |
| N of Miss | 2 | 0 | 0 | 0 | 2 | |

Table 96: How many times in the past year (12 months) have you: attacked someone with the idea of seriously hurting them?








| Response | 6 | 8 | 10 | 12 | Total | |
|----------------|------|------|------|------|-------|---|
| Never | 92.8 | 92.0 | 86.0 | 93.8 | 91.1 |  |
| 1 to 2 times | 6.1 | 3.4 | 7.7 | 2.3 | 5.2 |  |
| 3 to 5 times | 1.1 | 1.1 | 4.2 | 0.8 | 1.9 |  |
| 6 to 9 times | 0.0 | 1.1 | 0.7 | 0.8 | 0.6 |  |
| 10 to 19 times | 0.0 | 2.3 | 0.7 | 0.8 | 0.7 |  |
| 20 to 29 times | 0.0 | 0.0 | 0.7 | 0.0 | 0.2 |  |
| 30 to 39 times | 0.0 | 0.0 | 0.0 | 0.0 | 0.0 | |
| 40+ times | 0.0 | 0.0 | 0.0 | 1.6 | 0.4 |  |
| N of Valid | 181 | 88 | 143 | 128 | 540 | |
| N of Miss | 2 | 0 | 0 | 0 | 2 | |

Table 97: How many times in the past year (12 months) have you: been drunk or high at school?









| Response | 6 | 8 | 10 | 12 | Total | |
|----------------|------|------|------|------|-------|---|
| Never | 99.4 | 93.2 | 89.5 | 91.4 | 93.9 |  |
| 1 to 2 times | 0.6 | 4.5 | 3.5 | 5.5 | 3.1 |  |
| 3 to 5 times | 0.0 | 1.1 | 0.7 | 0.0 | 0.4 |  |
| 6 to 9 times | 0.0 | 1.1 | 0.0 | 0.0 | 0.2 |  |
| 10 to 19 times | 0.0 | 0.0 | 1.4 | 0.8 | 0.6 |  |
| 20 to 29 times | 0.0 | 0.0 | 2.1 | 0.0 | 0.6 |  |
| 30 to 39 times | 0.0 | 0.0 | 0.7 | 0.0 | 0.2 |  |
| 40+ times | 0.0 | 0.0 | 2.1 | 2.3 | 1.1 |  |
| N of Valid | 181 | 88 | 143 | 128 | 540 | |
| N of Miss | 2 | 0 | 0 | 0 | 2 | |

Table 98: How many times in the past year (12 months) have you: volunteered to do community service?









| Response | 6 | 8 | 10 | 12 | Total | |
|----------------|------|------|------|------|-------|--|
| Never | 47.5 | 44.3 | 39.9 | 37.0 | 42.4 |  |
| 1 to 2 times | 27.1 | 21.6 | 24.5 | 12.6 | 22.1 |  |
| 3 to 5 times | 10.2 | 11.4 | 15.4 | 15.0 | 12.9 |  |
| 6 to 9 times | 7.3 | 5.7 | 12.6 | 10.2 | 9.2 |  |
| 10 to 19 times | 4.5 | 6.8 | 5.6 | 10.2 | 6.5 |  |
| 20 to 29 times | 1.1 | 1.1 | 0.7 | 7.1 | 2.4 |  |
| 30 to 39 times | 0.0 | 2.3 | 0.0 | 1.6 | 0.7 |  |
| 40+ times | 2.3 | 6.8 | 1.4 | 6.3 | 3.7 |  |
| N of Valid | 177 | 88 | 143 | 127 | 535 | |
| N of Miss | 6 | 0 | 0 | 1 | 7 | |

Table 99: How many times in the past year (12 months) have you: taken a handgun to school?





| Response | 6 | 8 | 10 | 12 | Total | |
|----------------|------|-------|------|------|-------|---|
| Never | 99.5 | 100.0 | 98.6 | 99.2 | 99.3 |  |
| 1 to 2 times | 0.5 | 0.0 | 0.7 | 0.0 | 0.4 |  |
| 3 to 5 times | 0.0 | 0.0 | 0.0 | 0.0 | 0.0 | |
| 6 to 9 times | 0.0 | 0.0 | 0.0 | 0.0 | 0.0 | |
| 10 to 19 times | 0.0 | 0.0 | 0.0 | 0.0 | 0.0 | |
| 20 to 29 times | 0.0 | 0.0 | 0.7 | 0.0 | 0.2 |  |
| 30 to 39 times | 0.0 | 0.0 | 0.0 | 0.0 | 0.0 | |
| 40+ times | 0.0 | 0.0 | 0.0 | 0.8 | 0.2 |  |
| N of Valid | 182 | 88 | 143 | 127 | 540 | |
| N of Miss | 1 | 0 | 0 | 1 | 2 | |

Table 100: Are you currently on probation, or assigned a probation officer with Juvenile Court?



| Response | 6 | 8 | 10 | 12 | Total | |
|------------|-------|------|------|------|-------|---|
| No | 100.0 | 97.5 | 97.7 | 99.2 | 98.8 |  |
| Yes | 0.0 | 2.5 | 2.3 | 0.8 | 1.2 |  |
| N of Valid | 156 | 81 | 132 | 119 | 488 | |
| N of Miss | 27 | 7 | 11 | 9 | 54 | |

Table 101: Have you ever belonged to a gang?





| Response | 6 | 8 | 10 | 12 | Total | |
|--------------------------------|------|------|------|------|-------|---|
| No | 88.4 | 94.3 | 94.4 | 96.1 | 92.8 |  |
| No, but would like to | 2.8 | 2.3 | 0.7 | 3.1 | 2.2 |  |
| Yes, in the past | 5.5 | 1.1 | 2.8 | 0.0 | 2.8 |  |
| Yes, belong now | 3.3 | 2.3 | 2.1 | 0.8 | 2.2 |  |
| Yes, but would like to get out | 0.0 | 0.0 | 0.0 | 0.0 | 0.0 | |
| N of Valid | 181 | 88 | 143 | 128 | 540 | |
| N of Miss | 2 | 0 | 0 | 0 | 2 | |

Table 102: If you have ever belonged to a gang, did that gang have a name?

| Response | 6 | 8 | 10 | 12 | Total |
|---------------------------------|------|------|------|------|-------|
| No | 10.4 | 6.8 | 9.2 | 15.2 | 10.6 |
| Yes | 6.4 | 2.3 | 4.9 | 0.8 | 4.0 |
| I have never belonged to a gang | 83.2 | 90.9 | 85.9 | 84.0 | 85.4 |
| N of Valid | 173 | 88 | 142 | 125 | 528 |
| N of Miss | 9 | 0 | 1 | 1 | 10 |

Table 103: How many times have you done the following things? done what feels good no matter what.

| Response | 6 | 8 | 10 | 12 | Total |
|--|------|------|------|------|-------|
| Never | 50.0 | 39.5 | 39.0 | 29.4 | 40.3 |
| I've done it, but not in the past year | 13.5 | 10.5 | 9.9 | 12.7 | 11.9 |
| Less than once a month | 8.8 | 12.8 | 8.5 | 11.9 | 10.1 |
| About once a month | 4.7 | 11.6 | 7.1 | 11.1 | 8.0 |
| 2 or 3 times a month | 10.6 | 5.8 | 10.6 | 14.3 | 10.7 |
| Once a week or more | 12.4 | 19.8 | 24.8 | 20.6 | 18.9 |
| N of Valid | 170 | 86 | 141 | 126 | 523 |
| N of Miss | 13 | 2 | 2 | 2 | 19 |

Table 104: How many times have you done the following things? done something dangerous because someone dared you to do it.

| Response | 6 | 8 | 10 | 12 | Total |
|--|------|------|------|------|-------|
| Never | 68.2 | 57.5 | 55.6 | 44.5 | 57.5 |
| I've done it, but not in the past year | 19.0 | 23.0 | 16.9 | 22.7 | 20.0 |
| Less than once a month | 5.6 | 9.2 | 11.3 | 14.8 | 9.9 |
| About once a month | 3.9 | 4.6 | 7.0 | 10.2 | 6.3 |
| 2 or 3 times a month | 1.7 | 4.6 | 3.5 | 3.1 | 3.0 |
| Once a week or more | 1.7 | 1.1 | 5.6 | 4.7 | 3.4 |
| N of Valid | 179 | 87 | 142 | 128 | 536 |
| N of Miss | 4 | 1 | 1 | 0 | 6 |

Table 105: How many times have you done the following things? done crazy things even if they are a little dangerous.







| Response | 6 | 8 | 10 | 12 | Total | |
|--|------|------|------|------|-------|---|
| Never | 54.2 | 40.2 | 36.4 | 27.6 | 40.9 |  |
| I've done it, but not in the past year | 23.5 | 24.1 | 21.7 | 17.3 | 21.6 |  |
| Less than once a month | 8.4 | 17.2 | 13.3 | 18.1 | 13.4 |  |
| About once a month | 3.4 | 4.6 | 11.9 | 15.7 | 8.8 |  |
| 2 or 3 times a month | 3.4 | 5.7 | 8.4 | 11.0 | 6.9 |  |
| Once a week or more | 7.3 | 8.0 | 8.4 | 10.2 | 8.4 |  |
| N of Valid | 179 | 87 | 143 | 127 | 536 | |
| N of Miss | 4 | 1 | 0 | 1 | 6 | |

Table 106: You're looking at CD's in a music store with a friend. You look up and see her slip a CD under her coat. She smiles and says 'Which one do you want? Go ahead, take it while nobody's around.' There is nobody in sight, no employees and no other customers. What would you do now?





| Response | 6 | 8 | 10 | 12 | Total | |
|---|------|------|------|------|-------|---|
| Ignore her | 7.3 | 9.2 | 18.4 | 22.7 | 14.2 |  |
| Grab a CD and leave the store | 4.5 | 3.4 | 5.7 | 0.8 | 3.7 |  |
| Tell her to put the CD back | 63.1 | 56.3 | 42.6 | 40.6 | 51.2 |  |
| Act like it is a joke, and ask her to put the CD back | 25.1 | 31.0 | 33.3 | 35.9 | 30.8 |  |
| N of Valid | 179 | 87 | 141 | 128 | 535 | |
| N of Miss | 2 | 1 | 1 | 0 | 4 | |

Table 107: You are visiting another part of town, and you don't know any of the people your age there. You are walking down the street, and some teenager you don't know is walking toward you. He is about your size, and as he is about to pass you, he deliberately bumps into you and you almost lose your balance. What would you say or do?





| Response | 6 | 8 | 10 | 12 | Total | |
|---|------|------|------|------|-------|---|
| Push the person back | 14.7 | 20.9 | 10.1 | 15.0 | 14.6 |  |
| Say 'Excuse me' and keep on walking | 45.8 | 48.8 | 63.8 | 55.9 | 53.4 |  |
| Say 'Watch where you are going' and keep on walking | 30.5 | 23.3 | 17.4 | 17.3 | 22.7 |  |
| Swear at the person and walk away | 9.0 | 7.0 | 8.7 | 11.8 | 9.3 |  |
| N of Valid | 177 | 86 | 138 | 127 | 528 | |
| N of Miss | 6 | 2 | 1 | 1 | 7 | |

Table 108: You are at a party at someone's house, and one of your friends offers you a drink containing alcohol. What would you say or do?





| Response | 6 | 8 | 10 | 12 | Total | |
|--|------|------|------|------|-------|---|
| Drink it | 4.5 | 12.6 | 29.8 | 40.6 | 21.1 |  |
| Tell your friend, 'No thanks, I don't drink' and suggest that you and your friend go and do something else | 50.8 | 40.2 | 31.9 | 21.1 | 37.0 |  |
| Just say, 'No thanks' and walk away | 27.4 | 26.4 | 31.2 | 30.5 | 29.0 |  |
| Make up a good excuse, tell your friend you had something else to do, and leave | 17.3 | 20.7 | 7.1 | 7.8 | 12.9 |  |
| N of Valid | 179 | 87 | 141 | 128 | 535 | |
| N of Miss | 3 | 1 | 1 | 0 | 4 | |

Table 109: It's 8:00 on a weeknight and you are about to go over to a friend's home when your mother asks you where you are going. You say 'Oh, just going to go hang out with some friends.' She says, 'No, you'll just get into trouble if you go out. Stay home tonight.' What would you do now?





| Response | 6 | 8 | 10 | 12 | Total | |
|--|------|------|------|------|-------|---|
| Leave the house anyway | 3.4 | 3.4 | 5.0 | 7.1 | 4.7 |  |
| Explain what you are going to do with your friends, tell her when you will get home, and ask if you can go out | 62.9 | 79.5 | 77.9 | 75.6 | 72.6 |  |
| Not say anything and start watching TV | 27.0 | 14.8 | 10.7 | 8.7 | 16.3 |  |
| Get into an argument with her | 6.7 | 2.3 | 6.4 | 8.7 | 6.4 |  |
| N of Valid | 178 | 88 | 140 | 127 | 533 | |
| N of Miss | 4 | 0 | 2 | 1 | 7 | |

Table 110: How often do you attend religious services or activities?





| Response | 6 | 8 | 10 | 12 | Total | |
|---------------------------|------|------|------|------|-------|---|
| Never | 17.5 | 3.4 | 8.6 | 18.0 | 13.0 |  |
| Rarely | 16.4 | 14.9 | 24.3 | 18.8 | 18.8 |  |
| 1-2 Times a Month | 10.2 | 17.2 | 7.1 | 15.6 | 11.8 |  |
| About Once a Week or More | 55.9 | 64.4 | 60.0 | 47.7 | 56.4 |  |
| N of Valid | 177 | 87 | 140 | 128 | 532 | |
| N of Miss | 6 | 1 | 3 | 0 | 10 | |

Table 111: I do the opposite of what people tell me, just to get them mad.





| Response | 6 | 8 | 10 | 12 | Total | |
|----------------|------|------|------|------|-------|---|
| Very False | 51.4 | 51.7 | 28.6 | 34.6 | 41.4 |  |
| Somewhat False | 26.6 | 27.6 | 31.4 | 37.8 | 30.7 |  |
| Somewhat True | 17.5 | 19.5 | 35.0 | 24.4 | 24.1 |  |
| Very True | 4.5 | 1.1 | 5.0 | 3.1 | 3.8 |  |
| N of Valid | 177 | 87 | 140 | 127 | 531 | |
| N of Miss | 6 | 1 | 3 | 1 | 11 | |

Table 112: I like to see how much I can get away with.





| Response | 6 | 8 | 10 | 12 | Total | |
|----------------|------|------|------|------|-------|---|
| Very False | 64.4 | 57.5 | 36.4 | 40.9 | 50.3 |  |
| Somewhat False | 16.4 | 23.0 | 30.7 | 27.6 | 23.9 |  |
| Somewhat True | 15.3 | 16.1 | 27.9 | 27.6 | 21.7 |  |
| Very True | 4.0 | 3.4 | 5.0 | 3.9 | 4.1 |  |
| N of Valid | 177 | 87 | 140 | 127 | 531 | |
| N of Miss | 6 | 1 | 3 | 1 | 11 | |

Table 113: I ignore rules that get in my way.





| Response | 6 | 8 | 10 | 12 | Total | |
|----------------|------|------|------|------|-------|---|
| Very False | 73.6 | 65.5 | 42.4 | 44.9 | 57.3 |  |
| Somewhat False | 16.3 | 21.8 | 30.2 | 27.6 | 23.5 |  |
| Somewhat True | 6.7 | 9.2 | 23.7 | 21.3 | 15.1 |  |
| Very True | 3.4 | 3.4 | 3.6 | 6.3 | 4.1 |  |
| N of Valid | 178 | 87 | 139 | 127 | 531 | |
| N of Miss | 5 | 1 | 4 | 1 | 10 | |

Table 114: I think sometimes it's okay to cheat at school.

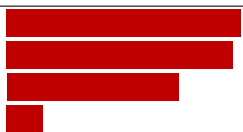
| Response | 6 | 8 | 10 | 12 | Total | |
|------------|------|------|------|------|-------|---|
| NO! | 57.7 | 45.5 | 18.0 | 18.8 | 36.1 |  |
| no | 28.6 | 35.2 | 42.4 | 35.2 | 34.8 | |
| yes | 11.0 | 17.0 | 36.7 | 40.6 | 25.7 | |
| YES! | 2.7 | 2.3 | 2.9 | 5.5 | 3.4 | |
| N of Valid | 182 | 88 | 139 | 128 | 537 | |
| N of Miss | 1 | 0 | 4 | 0 | 5 | |

Table 115: It is important to think before you act.


| Response | 6 | 8 | 10 | 12 | Total | |
|------------|------|------|------|------|-------|---|
| NO! | 1.1 | 2.3 | 0.7 | 0.8 | 1.1 |  |
| no | 3.9 | 5.7 | 5.0 | 3.1 | 4.3 | |
| yes | 34.3 | 37.5 | 48.2 | 53.1 | 42.9 | |
| YES! | 60.8 | 54.5 | 46.0 | 43.0 | 51.7 | |
| N of Valid | 181 | 88 | 139 | 128 | 536 | |
| N of Miss | 2 | 0 | 4 | 0 | 6 | |

Table 116: Sometimes I think that life is not worth it.

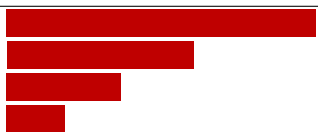
| Response | 6 | 8 | 10 | 12 | Total | |
|------------|------|------|------|------|-------|---|
| NO! | 52.6 | 58.6 | 36.2 | 49.2 | 48.5 |  |
| no | 24.6 | 24.1 | 35.5 | 28.1 | 28.2 | |
| yes | 16.0 | 12.6 | 19.6 | 15.6 | 16.3 | |
| YES! | 6.9 | 4.6 | 8.7 | 7.0 | 7.0 | |
| N of Valid | 175 | 87 | 138 | 128 | 528 | |
| N of Miss | 7 | 1 | 5 | 0 | 13 | |

Table 117: At times I think I am no good at all.

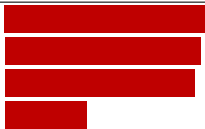
| Response | 6 | 8 | 10 | 12 | Total | |
|------------|------|------|------|------|-------|---|
| NO! | 30.2 | 37.5 | 28.8 | 28.1 | 30.5 |  |
| no | 24.6 | 29.5 | 29.5 | 37.5 | 29.8 | |
| yes | 29.1 | 25.0 | 32.4 | 27.3 | 28.8 | |
| YES! | 16.2 | 8.0 | 9.4 | 7.0 | 10.9 | |
| N of Valid | 179 | 88 | 139 | 128 | 534 | |
| N of Miss | 4 | 0 | 4 | 0 | 8 | |

Table 118: All in all, I am inclined to think that I am a failure.

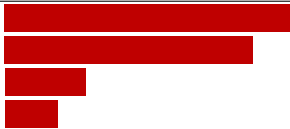
| Response | 6 | 8 | 10 | 12 | Total | |
|------------|------|------|------|------|-------|---|
| NO! | 44.4 | 54.5 | 40.9 | 42.5 | 44.7 |  |
| no | 34.9 | 31.8 | 42.3 | 43.3 | 38.4 | |
| yes | 13.6 | 9.1 | 10.9 | 7.9 | 10.7 | |
| YES! | 7.1 | 4.5 | 5.8 | 6.3 | 6.1 | |
| N of Valid | 169 | 88 | 137 | 127 | 521 | |
| N of Miss | 14 | 0 | 6 | 1 | 21 | |

Table 119: In the past year, have you felt depressed or sad MOST days, even if you felt okay sometimes?

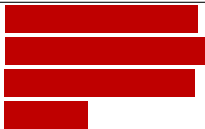
| Response | 6 | 8 | 10 | 12 | Total | |
|------------|------|------|------|------|-------|---|
| NO! | 25.0 | 39.8 | 29.7 | 27.3 | 29.2 |  |
| no | 30.7 | 21.6 | 31.2 | 36.7 | 30.8 | |
| yes | 29.5 | 26.1 | 29.7 | 28.9 | 28.9 | |
| YES! | 14.8 | 12.5 | 9.4 | 7.0 | 11.1 | |
| N of Valid | 176 | 88 | 138 | 128 | 530 | |
| N of Miss | 7 | 0 | 4 | 0 | 11 | |

Table 120: It is all right to beat up people if they start the fight.





| Response | 6 | 8 | 10 | 12 | Total | |
|------------|------|------|------|------|-------|---|
| NO! | 37.6 | 35.2 | 29.7 | 28.1 | 32.9 |  |
| no | 22.5 | 30.7 | 29.7 | 23.4 | 25.9 |  |
| yes | 25.8 | 14.8 | 26.8 | 29.7 | 25.2 |  |
| YES! | 14.0 | 19.3 | 13.8 | 18.8 | 16.0 |  |
| N of Valid | 178 | 88 | 138 | 128 | 532 | |
| N of Miss | 5 | 0 | 4 | 0 | 9 | |

Table 121: I think it is okay to take something without asking if you can get away with it.





| Response | 6 | 8 | 10 | 12 | Total | |
|------------|------|------|------|------|-------|---|
| NO! | 72.2 | 64.8 | 53.6 | 60.2 | 63.2 |  |
| no | 24.4 | 30.7 | 39.9 | 36.7 | 32.5 |  |
| yes | 2.8 | 4.5 | 5.1 | 2.3 | 3.6 |  |
| YES! | 0.6 | 0.0 | 1.4 | 0.8 | 0.8 |  |
| N of Valid | 176 | 88 | 138 | 128 | 530 | |
| N of Miss | 7 | 0 | 5 | 0 | 12 | |

Table 122: Sometimes we don't know what we will do as adults, but we may have an idea. Please answer how true these statements may be for you. WHEN I AM AN ADULT I WILL: smoke cigarettes.





| Response | 6 | 8 | 10 | 12 | Total | |
|------------|------|------|------|------|-------|---|
| NO! | 80.6 | 78.4 | 67.1 | 61.4 | 72.1 |  |
| no | 17.1 | 17.0 | 22.9 | 26.0 | 20.8 |  |
| yes | 1.1 | 2.3 | 7.9 | 9.4 | 5.1 |  |
| YES! | 1.1 | 2.3 | 2.1 | 3.1 | 2.1 |  |
| N of Valid | 175 | 88 | 140 | 127 | 530 | |
| N of Miss | 7 | 0 | 3 | 1 | 11 | |

Table 123: Sometimes we don't know what we will do as adults, but we may have an idea. Please answer how true these statements may be for you. WHEN I AM AN ADULT I WILL: drink beer, wine, or liquor.

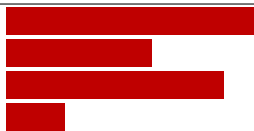
| Response | 6 | 8 | 10 | 12 | Total | |
|------------|------|------|------|------|-------|---|
| NO! | 55.7 | 45.5 | 26.8 | 22.0 | 38.3 |  |
| no | 25.3 | 23.9 | 18.8 | 17.3 | 21.4 | |
| yes | 17.8 | 23.9 | 46.4 | 46.5 | 33.2 | |
| YES! | 1.1 | 6.8 | 8.0 | 14.2 | 7.0 | |
| N of Valid | 174 | 88 | 138 | 127 | 527 | |
| N of Miss | 9 | 0 | 4 | 1 | 14 | |

Table 124: Sometimes we don't know what we will do as adults, but we may have an idea. Please answer how true these statements may be for you. WHEN I AM AN ADULT I WILL: smoke marijuana.


| Response | 6 | 8 | 10 | 12 | Total | |
|------------|------|------|------|------|-------|---|
| NO! | 91.5 | 89.8 | 71.0 | 65.9 | 79.8 |  |
| no | 7.3 | 6.8 | 17.4 | 26.2 | 14.4 | |
| yes | 0.6 | 2.3 | 8.0 | 6.3 | 4.2 | |
| YES! | 0.6 | 1.1 | 3.6 | 1.6 | 1.7 | |
| N of Valid | 177 | 88 | 138 | 126 | 529 | |
| N of Miss | 6 | 0 | 5 | 2 | 13 | |

Table 125: Sometimes we don't know what we will do as adults, but we may have an idea. Please answer how true these statements may be for you. WHEN I AM AN ADULT I WILL: use LSD, cocaine, amphetamines or another illegal drug.


| Response | 6 | 8 | 10 | 12 | Total | |
|------------|------|------|------|------|-------|---|
| NO! | 94.3 | 94.3 | 86.4 | 88.2 | 90.8 |  |
| no | 5.7 | 4.5 | 12.9 | 9.4 | 8.3 | |
| yes | 0.0 | 0.0 | 0.0 | 0.8 | 0.2 | |
| YES! | 0.0 | 1.1 | 0.7 | 1.6 | 0.8 | |
| N of Valid | 176 | 88 | 140 | 127 | 531 | |
| N of Miss | 7 | 0 | 3 | 1 | 11 | |

Table 126: How much do you think people risk harming themselves (physically or in other ways) if they: smoked one or more packs of cigarettes per day?

| Response | 6 | 8 | 10 | 12 | Total |
|---------------|------|------|------|------|-------|
| No risk | 5.7 | 1.1 | 5.8 | 2.4 | 4.2 |
| Slight risk | 9.1 | 5.7 | 7.2 | 10.5 | 8.4 |
| Moderate risk | 24.6 | 20.7 | 28.1 | 25.8 | 25.1 |
| Great risk | 60.6 | 72.4 | 59.0 | 61.3 | 62.3 |
| N of Valid | 175 | 87 | 139 | 124 | 525 |
| N of Miss | 8 | 1 | 3 | 3 | 15 |

Table 127: How much do you think people risk harming themselves (physically or in other ways) if they: try marijuana once or twice?

| Response | 6 | 8 | 10 | 12 | Total |
|---------------|------|------|------|------|-------|
| No risk | 6.3 | 5.7 | 21.4 | 22.4 | 14.0 |
| Slight risk | 19.4 | 25.3 | 20.7 | 39.2 | 25.4 |
| Moderate risk | 34.9 | 23.0 | 20.7 | 14.4 | 24.3 |
| Great risk | 39.4 | 46.0 | 37.1 | 24.0 | 36.2 |
| N of Valid | 175 | 87 | 140 | 125 | 527 |
| N of Miss | 8 | 1 | 3 | 3 | 15 |

Table 128: How much do you think people risk harming themselves (physically or in other ways) if they: smoke marijuana regularly?

| Response | 6 | 8 | 10 | 12 | Total |
|---------------|------|------|------|------|-------|
| No risk | 5.7 | 4.7 | 12.2 | 4.8 | 7.0 |
| Slight risk | 4.5 | 4.7 | 12.2 | 20.0 | 10.3 |
| Moderate risk | 11.9 | 11.6 | 12.9 | 26.4 | 15.6 |
| Great risk | 77.8 | 79.1 | 62.6 | 48.8 | 67.1 |
| N of Valid | 176 | 86 | 139 | 125 | 526 |
| N of Miss | 7 | 2 | 4 | 3 | 16 |

Table 129: How much do you think people risk harming themselves (physically or in other ways) if they: take one or two drinks of an alcoholic beverage (beer, wine, liquor) nearly every day?


| Response | 6 | 8 | 10 | 12 | Total | |
|---------------|------|------|------|------|-------|---|
| No risk | 9.8 | 5.7 | 15.0 | 12.0 | 11.0 |  |
| Slight risk | 27.2 | 21.8 | 31.4 | 32.8 | 28.8 | |
| Moderate risk | 31.2 | 36.8 | 24.3 | 27.2 | 29.3 | |
| Great risk | 31.8 | 35.6 | 29.3 | 28.0 | 30.9 | |
| N of Valid | 173 | 87 | 140 | 125 | 525 | |
| N of Miss | 10 | 1 | 3 | 3 | 17 | |

Table 130: How much do you think people risk harming themselves (physically or in other ways) if they: have five or more drinks once or twice each weekend?

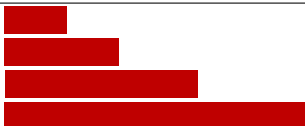
| Response | 6 | 8 | 10 | 12 | Total | |
|---------------|------|------|------|------|-------|---|
| No risk | 6.3 | 3.4 | 10.1 | 9.6 | 7.6 |  |
| Slight risk | 14.3 | 4.6 | 20.1 | 22.4 | 16.2 | |
| Moderate risk | 29.7 | 33.3 | 27.3 | 28.0 | 29.3 | |
| Great risk | 49.7 | 58.6 | 42.4 | 40.0 | 47.0 | |
| N of Valid | 175 | 87 | 139 | 125 | 526 | |
| N of Miss | 8 | 1 | 3 | 3 | 15 | |

Table 131: Have you ever used smokeless tobacco (chew, snuff, plug, dipping tobacco, or chewing tobacco)?


| Response | 6 | 8 | 10 | 12 | Total | |
|-----------------------------------|------|------|------|------|-------|---|
| Never | 92.1 | 81.4 | 76.4 | 66.7 | 80.2 |  |
| Once or Twice | 5.6 | 12.8 | 8.6 | 13.5 | 9.4 | |
| Once in a while but not regularly | 0.6 | 2.3 | 4.3 | 7.1 | 3.4 | |
| Regularly in the past | 0.6 | 1.2 | 3.6 | 0.8 | 1.5 | |
| Regularly now | 1.1 | 2.3 | 7.1 | 11.9 | 5.5 | |
| N of Valid | 178 | 86 | 140 | 126 | 530 | |
| N of Miss | 5 | 2 | 3 | 2 | 12 | |

Table 132: How often have you taken smokeless tobacco during the past 30 days?


| Response | 6 | 8 | 10 | 12 | Total | |
|------------------------------|------|------|------|------|-------|---|
| Not at all | 96.0 | 95.4 | 87.9 | 82.5 | 90.6 |  |
| Once or twice | 2.3 | 2.3 | 3.6 | 5.6 | 3.4 | |
| Once or twice per week | 1.7 | 1.1 | 1.4 | 0.8 | 1.3 | |
| Three to five times per week | 0.0 | 0.0 | 0.7 | 0.8 | 0.4 | |
| About once a day | 0.0 | 0.0 | 0.7 | 1.6 | 0.6 | |
| More than once a day | 0.0 | 1.1 | 5.7 | 8.7 | 3.8 | |
| N of Valid | 177 | 87 | 140 | 126 | 530 | |
| N of Miss | 6 | 1 | 3 | 2 | 12 | |

Table 133: Have you ever smoked cigarettes?


| Response | 6 | 8 | 10 | 12 | Total | |
|-----------------------------------|------|------|------|------|-------|---|
| Never | 89.9 | 77.0 | 66.4 | 55.6 | 73.4 |  |
| Once or Twice | 6.2 | 12.6 | 14.3 | 16.7 | 11.9 | |
| Once in a while but not regularly | 2.2 | 4.6 | 7.1 | 15.1 | 7.0 | |
| Regularly in the past | 0.6 | 4.6 | 5.7 | 4.0 | 3.4 | |
| Regularly now | 1.1 | 1.1 | 6.4 | 8.7 | 4.3 | |
| N of Valid | 178 | 87 | 140 | 126 | 531 | |
| N of Miss | 5 | 1 | 3 | 2 | 11 | |

Table 134: How frequently have you smoked cigarettes during the past 30 days?


| Response | 6 | 8 | 10 | 12 | Total | |
|--------------------------------------|------|------|------|------|-------|---|
| Not at all | 97.2 | 97.7 | 87.9 | 80.2 | 90.8 |  |
| Less than one cigarette per day | 2.8 | 2.3 | 4.3 | 11.9 | 5.3 | |
| One to five cigarettes per day | 0.0 | 0.0 | 5.0 | 4.0 | 2.3 | |
| About one-half pack per day | 0.0 | 0.0 | 2.1 | 1.6 | 0.9 | |
| About one pack per day | 0.0 | 0.0 | 0.7 | 1.6 | 0.6 | |
| About one and one-half packs per day | 0.0 | 0.0 | 0.0 | 0.0 | 0.0 | |
| Two packs or more per day | 0.0 | 0.0 | 0.0 | 0.8 | 0.2 | |
| N of Valid | 179 | 87 | 140 | 126 | 532 | |
| N of Miss | 4 | 1 | 3 | 2 | 10 | |

Table 135: Which statement best describes rules about smoking inside your home?






| Response | 6 | 8 | 10 | 12 | Total | |
|---|------|------|------|------|-------|---|
| Smoking is not allowed anywhere inside your home | 68.7 | 67.8 | 77.7 | 76.2 | 72.7 |  |
| Smoking is allowed in some places and at some times | 7.8 | 10.3 | 3.6 | 7.9 | 7.2 |  |
| Smoking is allowed anywhere inside the home | 4.5 | 2.3 | 3.6 | 3.2 | 3.6 |  |
| There are no rules about smoking inside the home | 3.9 | 3.4 | 6.5 | 7.9 | 5.5 |  |
| I don't know | 15.1 | 16.1 | 8.6 | 4.8 | 11.1 |  |
| N of Valid | 179 | 87 | 139 | 126 | 531 | |
| N of Miss | 4 | 1 | 3 | 2 | 10 | |

Table 136: Which statement best describes rules about smoking in your family cars?







| Response | 6 | 8 | 10 | 12 | Total | |
|--|------|------|------|------|-------|---|
| Smoking is never allowed in any car | 59.3 | 55.2 | 61.2 | 64.8 | 60.4 |  |
| Smoking is allowed sometimes or in some cars | 11.3 | 20.7 | 17.3 | 12.8 | 14.8 |  |
| Smoking is allowed in any car anytime | 6.2 | 2.3 | 5.0 | 5.6 | 5.1 |  |
| There are no rules about smoking in the car | 8.5 | 5.7 | 6.5 | 9.6 | 7.8 |  |
| We do not have a family car | 0.0 | 1.1 | 0.7 | 0.8 | 0.6 |  |
| I don't know | 14.7 | 14.9 | 9.4 | 6.4 | 11.4 |  |
| N of Valid | 177 | 87 | 139 | 125 | 528 | |
| N of Miss | 6 | 1 | 3 | 3 | 13 | |

Table 137: During this school year, were you taught in any of your classes about the dangers of tobacco use?

| Response | 6 | 8 | 10 | 12 | Total | |
|-------------------|------|------|------|------|-------|--|
| Strongly agree | 56.7 | 38.4 | 33.3 | 11.2 | 36.6 | |
| Agree | 26.3 | 27.9 | 28.1 | 45.6 | 31.7 | |
| Disagree | 2.9 | 8.1 | 11.9 | 15.2 | 9.1 | |
| Strongly disagree | 2.3 | 2.3 | 9.6 | 13.6 | 7.0 | |
| I don't know | 11.7 | 23.3 | 17.0 | 14.4 | 15.7 | |
| N of Valid | 171 | 86 | 135 | 125 | 517 | |
| N of Miss | 12 | 2 | 7 | 3 | 24 | |

Table 138: During the past 12 months, have you participated in any community activities to discourage people your age from using cigarettes, chewing tobacco, snuff, dip or cigars?

| Response | 6 | 8 | 10 | 12 | Total | |
|-------------------|------|------|------|------|-------|--|
| Strongly agree | 22.8 | 24.7 | 17.6 | 12.1 | 19.1 | |
| Agree | 23.5 | 20.0 | 22.1 | 24.2 | 22.7 | |
| Disagree | 11.7 | 15.3 | 25.7 | 21.0 | 18.3 | |
| Strongly disagree | 11.7 | 12.9 | 17.6 | 26.6 | 17.2 | |
| I don't know | 30.2 | 27.1 | 16.9 | 16.1 | 22.7 | |
| N of Valid | 162 | 85 | 136 | 124 | 507 | |
| N of Miss | 21 | 3 | 7 | 3 | 34 | |

Table 139: On how many occasions have you had alcoholic beverages (beer, wine or hard liquor) to drink in your lifetime - more than just a few sips?

| Response | 6 | 8 | 10 | 12 | Total | |
|------------|------|------|------|------|-------|--|
| 0 | 85.8 | 62.1 | 50.4 | 39.7 | 61.6 | |
| 1-2 | 9.1 | 23.0 | 13.7 | 11.1 | 13.1 | |
| 3-5 | 1.1 | 6.9 | 9.4 | 7.1 | 5.7 | |
| 6-9 | 1.1 | 0.0 | 7.2 | 11.9 | 5.1 | |
| 10-19 | 1.7 | 4.6 | 8.6 | 9.5 | 5.9 | |
| 20-39 | 1.1 | 0.0 | 5.8 | 10.3 | 4.4 | |
| 40+ | 0.0 | 3.4 | 5.0 | 10.3 | 4.4 | |
| N of Valid | 176 | 87 | 139 | 126 | 528 | |
| N of Miss | 7 | 1 | 4 | 2 | 14 | |

Table 140: On how many occasions have you had beer, wine or hard liquor to drink during the past 30 days?


| Response | 6 | 8 | 10 | 12 | Total | |
|------------|------|------|------|------|-------|---|
| 0 | 95.5 | 88.5 | 71.0 | 63.5 | 80.3 |  |
| 1-2 | 4.0 | 8.0 | 21.7 | 20.6 | 13.3 | |
| 3-5 | 0.6 | 0.0 | 1.4 | 7.9 | 2.5 | |
| 6-9 | 0.0 | 1.1 | 0.0 | 4.8 | 1.3 | |
| 10-19 | 0.0 | 1.1 | 5.1 | 1.6 | 1.9 | |
| 20-39 | 0.0 | 1.1 | 0.0 | 1.6 | 0.6 | |
| 40+ | 0.0 | 0.0 | 0.7 | 0.0 | 0.2 | |
| N of Valid | 177 | 87 | 138 | 126 | 528 | |
| N of Miss | 6 | 1 | 4 | 2 | 13 | |

Table 141: On how many occasions have you used marijuana (grass, pot) or hashish (hash, hash oil) in your lifetime?


| Response | 6 | 8 | 10 | 12 | Total | |
|------------|------|------|------|------|-------|---|
| 0 | 98.9 | 98.8 | 80.4 | 77.0 | 88.8 |  |
| 1-2 | 0.6 | 0.0 | 3.6 | 6.3 | 2.7 | |
| 3-5 | 0.6 | 0.0 | 2.9 | 6.3 | 2.5 | |
| 6-9 | 0.0 | 0.0 | 0.7 | 2.4 | 0.8 | |
| 10-19 | 0.0 | 1.2 | 2.9 | 2.4 | 1.5 | |
| 20-39 | 0.0 | 0.0 | 2.2 | 0.8 | 0.8 | |
| 40+ | 0.0 | 0.0 | 7.2 | 4.8 | 3.0 | |
| N of Valid | 177 | 86 | 138 | 126 | 527 | |
| N of Miss | 6 | 2 | 5 | 2 | 15 | |

Table 142: On how many occasions have you used marijuana (grass, pot) or hashish (hash, hash oil) during the past 30 days?


| Response | 6 | 8 | 10 | 12 | Total | |
|------------|-------|------|------|------|-------|---|
| 0 | 100.0 | 98.8 | 89.9 | 90.5 | 94.9 |  |
| 1-2 | 0.0 | 0.0 | 2.2 | 4.0 | 1.5 | |
| 3-5 | 0.0 | 0.0 | 2.2 | 2.4 | 1.1 | |
| 6-9 | 0.0 | 0.0 | 0.7 | 0.8 | 0.4 | |
| 10-19 | 0.0 | 0.0 | 2.9 | 0.0 | 0.8 | |
| 20-39 | 0.0 | 0.0 | 1.4 | 0.0 | 0.4 | |
| 40+ | 0.0 | 1.2 | 0.7 | 2.4 | 0.9 | |
| N of Valid | 177 | 86 | 138 | 126 | 527 | |
| N of Miss | 6 | 2 | 5 | 2 | 15 | |

Table 143: On how many occasions have you used LSD or other psychedelics in your lifetime?


| Response | 6 | 8 | 10 | 12 | Total | |
|------------|-------|-------|------|------|-------|---|
| 0 | 100.0 | 100.0 | 98.6 | 97.6 | 99.0 |  |
| 1-2 | 0.0 | 0.0 | 0.7 | 0.8 | 0.4 | |
| 3-5 | 0.0 | 0.0 | 0.7 | 0.8 | 0.4 | |
| 6-9 | 0.0 | 0.0 | 0.0 | 0.8 | 0.2 | |
| 10-19 | 0.0 | 0.0 | 0.0 | 0.0 | 0.0 | |
| 20-39 | 0.0 | 0.0 | 0.0 | 0.0 | 0.0 | |
| 40+ | 0.0 | 0.0 | 0.0 | 0.0 | 0.0 | |
| N of Valid | 175 | 87 | 138 | 126 | 526 | |
| N of Miss | 8 | 1 | 5 | 2 | 16 | |

Table 144: On how many occasions have you used LSD or other psychedelics during the past 30 days?


| Response | 6 | 8 | 10 | 12 | Total | |
|------------|-------|-------|-------|------|-------|---|
| 0 | 100.0 | 100.0 | 100.0 | 99.2 | 99.8 |  |
| 1-2 | 0.0 | 0.0 | 0.0 | 0.8 | 0.2 | |
| 3-5 | 0.0 | 0.0 | 0.0 | 0.0 | 0.0 | |
| 6-9 | 0.0 | 0.0 | 0.0 | 0.0 | 0.0 | |
| 10-19 | 0.0 | 0.0 | 0.0 | 0.0 | 0.0 | |
| 20-39 | 0.0 | 0.0 | 0.0 | 0.0 | 0.0 | |
| 40+ | 0.0 | 0.0 | 0.0 | 0.0 | 0.0 | |
| N of Valid | 175 | 87 | 137 | 126 | 525 | |
| N of Miss | 8 | 1 | 6 | 2 | 17 | |

Table 145: On how many occasions have you used cocaine or crack in your lifetime?


| Response | 6 | 8 | 10 | 12 | Total | |
|------------|-------|------|------|------|-------|---|
| 0 | 100.0 | 98.9 | 99.3 | 97.6 | 99.1 |  |
| 1-2 | 0.0 | 0.0 | 0.0 | 2.4 | 0.6 | |
| 3-5 | 0.0 | 0.0 | 0.0 | 0.0 | 0.0 | |
| 6-9 | 0.0 | 1.1 | 0.7 | 0.0 | 0.4 | |
| 10-19 | 0.0 | 0.0 | 0.0 | 0.0 | 0.0 | |
| 20-39 | 0.0 | 0.0 | 0.0 | 0.0 | 0.0 | |
| 40+ | 0.0 | 0.0 | 0.0 | 0.0 | 0.0 | |
| N of Valid | 177 | 87 | 137 | 126 | 527 | |
| N of Miss | 6 | 1 | 6 | 2 | 15 | |

Table 146: On how many occasions have you used cocaine or crack during the past 30 days?



| Response | 6 | 8 | 10 | 12 | Total | |
|------------|-------|-------|------|-------|-------|---|
| 0 | 100.0 | 100.0 | 99.3 | 100.0 | 99.8 |  |
| 1-2 | 0.0 | 0.0 | 0.7 | 0.0 | 0.2 |  |
| 3-5 | 0.0 | 0.0 | 0.0 | 0.0 | 0.0 | |
| 6-9 | 0.0 | 0.0 | 0.0 | 0.0 | 0.0 | |
| 10-19 | 0.0 | 0.0 | 0.0 | 0.0 | 0.0 | |
| 20-39 | 0.0 | 0.0 | 0.0 | 0.0 | 0.0 | |
| 40+ | 0.0 | 0.0 | 0.0 | 0.0 | 0.0 | |
| N of Valid | 176 | 85 | 137 | 126 | 524 | |
| N of Miss | 7 | 3 | 6 | 2 | 18 | |

Table 147: On how many occasions have you sniffed glue, breathed the contents of an aerosol spray can, or inhaled other gases or sprays, in order to get high in your lifetime?







| Response | 6 | 8 | 10 | 12 | Total | |
|------------|------|------|------|------|-------|---|
| 0 | 93.1 | 93.1 | 90.5 | 92.0 | 92.2 |  |
| 1-2 | 4.0 | 3.4 | 5.1 | 4.8 | 4.4 |  |
| 3-5 | 0.6 | 2.3 | 1.5 | 1.6 | 1.3 |  |
| 6-9 | 0.6 | 0.0 | 2.2 | 0.0 | 0.8 |  |
| 10-19 | 0.6 | 0.0 | 0.0 | 0.0 | 0.2 |  |
| 20-39 | 0.0 | 0.0 | 0.0 | 0.0 | 0.0 | |
| 40+ | 1.1 | 1.1 | 0.7 | 1.6 | 1.1 |  |
| N of Valid | 175 | 87 | 137 | 125 | 524 | |
| N of Miss | 8 | 1 | 6 | 3 | 18 | |

Table 148: On how many occasions have you sniffed glue, breathed the contents of an aerosol spray can, or inhaled other gases or sprays, in order to get high during the past 30 days?






| Response | 6 | 8 | 10 | 12 | Total | |
|------------|------|------|------|------|-------|---|
| 0 | 94.9 | 97.7 | 99.3 | 99.2 | 97.5 |  |
| 1-2 | 3.4 | 1.1 | 0.7 | 0.0 | 1.5 |  |
| 3-5 | 1.1 | 0.0 | 0.0 | 0.0 | 0.4 |  |
| 6-9 | 0.6 | 0.0 | 0.0 | 0.8 | 0.4 |  |
| 10-19 | 0.0 | 0.0 | 0.0 | 0.0 | 0.0 | |
| 20-39 | 0.0 | 0.0 | 0.0 | 0.0 | 0.0 | |
| 40+ | 0.0 | 1.1 | 0.0 | 0.0 | 0.2 |  |
| N of Valid | 175 | 87 | 137 | 125 | 524 | |
| N of Miss | 8 | 1 | 6 | 3 | 18 | |

Table 149: On how many occasions have you used phenoxydine (pox, px, breeze) in your lifetime?


| Response | 6 | 8 | 10 | 12 | Total | |
|------------|-------|-------|-------|-------|-------|---|
| 0 | 100.0 | 100.0 | 100.0 | 100.0 | 100.0 |  |
| 1-2 | 0.0 | 0.0 | 0.0 | 0.0 | 0.0 | |
| 3-5 | 0.0 | 0.0 | 0.0 | 0.0 | 0.0 | |
| 6-9 | 0.0 | 0.0 | 0.0 | 0.0 | 0.0 | |
| 10-19 | 0.0 | 0.0 | 0.0 | 0.0 | 0.0 | |
| 20-39 | 0.0 | 0.0 | 0.0 | 0.0 | 0.0 | |
| 40+ | 0.0 | 0.0 | 0.0 | 0.0 | 0.0 | |
| N of Valid | 171 | 87 | 136 | 126 | 520 | |
| N of Miss | 12 | 1 | 7 | 2 | 22 | |

Table 150: On how many occasions have you used phenoxydine (pox, px, breeze) during the past 30 days?


| Response | 6 | 8 | 10 | 12 | Total | |
|------------|-------|-------|-------|-------|-------|---|
| 0 | 100.0 | 100.0 | 100.0 | 100.0 | 100.0 |  |
| 1-2 | 0.0 | 0.0 | 0.0 | 0.0 | 0.0 | |
| 3-5 | 0.0 | 0.0 | 0.0 | 0.0 | 0.0 | |
| 6-9 | 0.0 | 0.0 | 0.0 | 0.0 | 0.0 | |
| 10-19 | 0.0 | 0.0 | 0.0 | 0.0 | 0.0 | |
| 20-39 | 0.0 | 0.0 | 0.0 | 0.0 | 0.0 | |
| 40+ | 0.0 | 0.0 | 0.0 | 0.0 | 0.0 | |
| N of Valid | 172 | 87 | 136 | 125 | 520 | |
| N of Miss | 11 | 1 | 7 | 3 | 22 | |

Table 151: On how many occasions have you used sedatives (tranquilizers, such as Valium or Xanax, barbiturates, or sleeping pills) without a doctor telling you to take them, in your lifetime?








| Response | 6 | 8 | 10 | 12 | Total | |
|------------|------|------|------|------|-------|---|
| 0 | 97.7 | 96.6 | 87.5 | 92.1 | 93.5 |  |
| 1-2 | 1.1 | 1.1 | 5.1 | 3.2 | 2.7 |  |
| 3-5 | 0.6 | 1.1 | 2.9 | 3.2 | 1.9 |  |
| 6-9 | 0.0 | 0.0 | 1.5 | 0.8 | 0.6 |  |
| 10-19 | 0.6 | 0.0 | 0.0 | 0.0 | 0.2 |  |
| 20-39 | 0.0 | 1.1 | 0.7 | 0.8 | 0.6 |  |
| 40+ | 0.0 | 0.0 | 2.2 | 0.0 | 0.6 |  |
| N of Valid | 174 | 87 | 136 | 126 | 523 | |
| N of Miss | 9 | 1 | 7 | 2 | 19 | |

Table 152: On how many occasions have you used sedatives (tranquilizers, such as Valium or Xanax, barbiturates, or sleeping pills) without a doctor telling you to take them, during the past 30 days?


| Response | 6 | 8 | 10 | 12 | Total | |
|------------|------|------|------|------|-------|---|
| 0 | 98.8 | 98.9 | 96.3 | 96.0 | 97.5 |  |
| 1-2 | 1.2 | 0.0 | 1.5 | 3.2 | 1.5 | |
| 3-5 | 0.0 | 1.1 | 0.0 | 0.8 | 0.4 | |
| 6-9 | 0.0 | 0.0 | 1.5 | 0.0 | 0.4 | |
| 10-19 | 0.0 | 0.0 | 0.0 | 0.0 | 0.0 | |
| 20-39 | 0.0 | 0.0 | 0.7 | 0.0 | 0.2 | |
| 40+ | 0.0 | 0.0 | 0.0 | 0.0 | 0.0 | |
| N of Valid | 173 | 87 | 136 | 126 | 522 | |
| N of Miss | 10 | 1 | 7 | 2 | 20 | |

Table 153: On how many occasions have you used methamphetamines (meth, speed, crank, crystal meth) in your lifetime?


| Response | 6 | 8 | 10 | 12 | Total | |
|------------|-------|------|------|------|-------|---|
| 0 | 100.0 | 98.9 | 97.8 | 99.2 | 99.0 |  |
| 1-2 | 0.0 | 1.1 | 0.7 | 0.0 | 0.4 | |
| 3-5 | 0.0 | 0.0 | 0.0 | 0.8 | 0.2 | |
| 6-9 | 0.0 | 0.0 | 0.0 | 0.0 | 0.0 | |
| 10-19 | 0.0 | 0.0 | 1.5 | 0.0 | 0.4 | |
| 20-39 | 0.0 | 0.0 | 0.0 | 0.0 | 0.0 | |
| 40+ | 0.0 | 0.0 | 0.0 | 0.0 | 0.0 | |
| N of Valid | 174 | 87 | 136 | 125 | 522 | |
| N of Miss | 9 | 1 | 7 | 3 | 20 | |

Table 154: On how many occasions have you used methamphetamines (meth, speed, crank, crystal meth) in the past 30 days?


| Response | 6 | 8 | 10 | 12 | Total | |
|------------|-------|-------|-------|-------|-------|---|
| 0 | 100.0 | 100.0 | 100.0 | 100.0 | 100.0 |  |
| 1-2 | 0.0 | 0.0 | 0.0 | 0.0 | 0.0 | |
| 3-5 | 0.0 | 0.0 | 0.0 | 0.0 | 0.0 | |
| 6-9 | 0.0 | 0.0 | 0.0 | 0.0 | 0.0 | |
| 10-19 | 0.0 | 0.0 | 0.0 | 0.0 | 0.0 | |
| 20-39 | 0.0 | 0.0 | 0.0 | 0.0 | 0.0 | |
| 40+ | 0.0 | 0.0 | 0.0 | 0.0 | 0.0 | |
| N of Valid | 174 | 87 | 136 | 126 | 523 | |
| N of Miss | 9 | 1 | 7 | 2 | 19 | |

Table 155: On how many occasions have you used stimulants, other than Methamphetamines (such as amphetamines, Ritalin or Dexedrine) without a doctor telling you to take them, in your lifetime?







| Response | 6 | 8 | 10 | 12 | Total | |
|------------|------|-------|------|------|-------|---|
| 0 | 99.4 | 100.0 | 95.6 | 97.6 | 98.1 |  |
| 1-2 | 0.6 | 0.0 | 1.5 | 0.8 | 0.8 |  |
| 3-5 | 0.0 | 0.0 | 1.5 | 0.8 | 0.6 |  |
| 6-9 | 0.0 | 0.0 | 0.7 | 0.0 | 0.2 |  |
| 10-19 | 0.0 | 0.0 | 0.7 | 0.0 | 0.2 |  |
| 20-39 | 0.0 | 0.0 | 0.0 | 0.0 | 0.0 | |
| 40+ | 0.0 | 0.0 | 0.0 | 0.8 | 0.2 |  |
| N of Valid | 172 | 87 | 136 | 126 | 521 | |
| N of Miss | 11 | 1 | 7 | 2 | 21 | |

Table 156: On how many occasions have you used stimulants, other than Methamphetamines (such as amphetamines, Ritalin or Dexedrine) without a doctor telling you to take them, during the past 30 days?


| Response | 6 | 8 | 10 | 12 | Total | |
|------------|-------|-------|------|------|-------|---|
| 0 | 100.0 | 100.0 | 98.5 | 98.4 | 99.2 |  |
| 1-2 | 0.0 | 0.0 | 1.5 | 0.8 | 0.6 | |
| 3-5 | 0.0 | 0.0 | 0.0 | 0.0 | 0.0 | |
| 6-9 | 0.0 | 0.0 | 0.0 | 0.0 | 0.0 | |
| 10-19 | 0.0 | 0.0 | 0.0 | 0.0 | 0.0 | |
| 20-39 | 0.0 | 0.0 | 0.0 | 0.0 | 0.0 | |
| 40+ | 0.0 | 0.0 | 0.0 | 0.8 | 0.2 | |
| N of Valid | 172 | 87 | 136 | 126 | 521 | |
| N of Miss | 11 | 1 | 7 | 2 | 21 | |

Table 157: On how many occasions have you used heroin or other opiates in your lifetime?


| Response | 6 | 8 | 10 | 12 | Total | |
|------------|-------|------|------|-------|-------|---|
| 0 | 100.0 | 98.9 | 99.3 | 100.0 | 99.6 |  |
| 1-2 | 0.0 | 1.1 | 0.7 | 0.0 | 0.4 | |
| 3-5 | 0.0 | 0.0 | 0.0 | 0.0 | 0.0 | |
| 6-9 | 0.0 | 0.0 | 0.0 | 0.0 | 0.0 | |
| 10-19 | 0.0 | 0.0 | 0.0 | 0.0 | 0.0 | |
| 20-39 | 0.0 | 0.0 | 0.0 | 0.0 | 0.0 | |
| 40+ | 0.0 | 0.0 | 0.0 | 0.0 | 0.0 | |
| N of Valid | 169 | 87 | 135 | 126 | 517 | |
| N of Miss | 14 | 1 | 8 | 2 | 25 | |

Table 158: On how many occasions have you used heroin or other opiates during the past 30 days?


| Response | 6 | 8 | 10 | 12 | Total | |
|------------|-------|-------|-------|-------|-------|---|
| 0 | 100.0 | 100.0 | 100.0 | 100.0 | 100.0 |  |
| 1-2 | 0.0 | 0.0 | 0.0 | 0.0 | 0.0 | |
| 3-5 | 0.0 | 0.0 | 0.0 | 0.0 | 0.0 | |
| 6-9 | 0.0 | 0.0 | 0.0 | 0.0 | 0.0 | |
| 10-19 | 0.0 | 0.0 | 0.0 | 0.0 | 0.0 | |
| 20-39 | 0.0 | 0.0 | 0.0 | 0.0 | 0.0 | |
| 40+ | 0.0 | 0.0 | 0.0 | 0.0 | 0.0 | |
| N of Valid | 169 | 87 | 136 | 126 | 518 | |
| N of Miss | 14 | 1 | 7 | 2 | 24 | |

Table 159: On how many occasions have you used MDMA ('X', 'E', or ecstasy) in your lifetime?





| Response | 6 | 8 | 10 | 12 | Total | |
|------------|-------|-------|------|------|-------|---|
| 0 | 100.0 | 100.0 | 98.5 | 98.4 | 99.2 |  |
| 1-2 | 0.0 | 0.0 | 0.0 | 0.8 | 0.2 |  |
| 3-5 | 0.0 | 0.0 | 0.7 | 0.0 | 0.2 |  |
| 6-9 | 0.0 | 0.0 | 0.7 | 0.8 | 0.4 |  |
| 10-19 | 0.0 | 0.0 | 0.0 | 0.0 | 0.0 | |
| 20-39 | 0.0 | 0.0 | 0.0 | 0.0 | 0.0 | |
| 40+ | 0.0 | 0.0 | 0.0 | 0.0 | 0.0 | |
| N of Valid | 166 | 87 | 136 | 126 | 515 | |
| N of Miss | 17 | 1 | 7 | 2 | 27 | |

Table 160: On how many occasions have you used MDMA ('X', 'E', or ecstasy) during the past 30 days?



| Response | 6 | 8 | 10 | 12 | Total | |
|------------|------|-------|------|-------|-------|---|
| 0 | 99.4 | 100.0 | 99.3 | 100.0 | 99.6 |  |
| 1-2 | 0.6 | 0.0 | 0.7 | 0.0 | 0.4 |  |
| 3-5 | 0.0 | 0.0 | 0.0 | 0.0 | 0.0 | |
| 6-9 | 0.0 | 0.0 | 0.0 | 0.0 | 0.0 | |
| 10-19 | 0.0 | 0.0 | 0.0 | 0.0 | 0.0 | |
| 20-39 | 0.0 | 0.0 | 0.0 | 0.0 | 0.0 | |
| 40+ | 0.0 | 0.0 | 0.0 | 0.0 | 0.0 | |
| N of Valid | 165 | 87 | 135 | 126 | 513 | |
| N of Miss | 18 | 1 | 8 | 2 | 29 | |

Table 161: On how many occasions have you taken prescription drugs (such as Valium, Xanax, Ritalin, Adderall, OxyContin, Darvocet, or sleeping pills) on your own-that is, without a doctor telling you to take them in your lifetime?








| Response | 6 | 8 | 10 | 12 | Total | |
|------------|------|------|------|------|-------|---|
| 0 | 98.3 | 95.4 | 88.2 | 85.7 | 92.1 |  |
| 1-2 | 1.2 | 0.0 | 4.4 | 3.2 | 2.3 |  |
| 3-5 | 0.6 | 0.0 | 1.5 | 7.1 | 2.3 |  |
| 6-9 | 0.0 | 2.3 | 2.2 | 2.4 | 1.5 |  |
| 10-19 | 0.0 | 1.1 | 0.7 | 0.8 | 0.6 |  |
| 20-39 | 0.0 | 1.1 | 0.0 | 0.8 | 0.4 |  |
| 40+ | 0.0 | 0.0 | 2.9 | 0.0 | 0.8 |  |
| N of Valid | 172 | 87 | 136 | 126 | 521 | |
| N of Miss | 11 | 1 | 7 | 2 | 21 | |

Table 162: On how many occasions have you taken prescription drugs (such as Valium, Xanax, Ritalin, Adderall, OxyContin, Darvocet, or sleeping pills) on your own-that is, without a doctor telling you to take them during the past 30 days?







| Response | 6 | 8 | 10 | 12 | Total | |
|------------|------|------|------|------|-------|---|
| 0 | 98.3 | 98.9 | 94.1 | 94.4 | 96.4 |  |
| 1-2 | 1.7 | 0.0 | 2.9 | 4.0 | 2.3 |  |
| 3-5 | 0.0 | 1.1 | 0.0 | 1.6 | 0.6 |  |
| 6-9 | 0.0 | 0.0 | 1.5 | 0.0 | 0.4 |  |
| 10-19 | 0.0 | 0.0 | 0.7 | 0.0 | 0.2 |  |
| 20-39 | 0.0 | 0.0 | 0.7 | 0.0 | 0.2 |  |
| 40+ | 0.0 | 0.0 | 0.0 | 0.0 | 0.0 | |
| N of Valid | 172 | 87 | 136 | 126 | 521 | |
| N of Miss | 11 | 1 | 7 | 2 | 21 | |

Table 163: On how many occasions have you taken non-prescription medicines such as diet pills (for example, Dietac, Dexatrim or Prolamine), stay-awake pills (for example No-Doz, Vivarin, or Wake), or cough or cold medicines (robos, DXM, etc.) to get high in your lifetime?








| Response | 6 | 8 | 10 | 12 | Total | |
|------------|------|------|------|------|-------|---|
| 0 | 97.1 | 95.4 | 91.2 | 93.7 | 94.4 |  |
| 1-2 | 1.2 | 1.1 | 3.7 | 2.4 | 2.1 |  |
| 3-5 | 0.6 | 0.0 | 1.5 | 1.6 | 1.0 |  |
| 6-9 | 0.6 | 0.0 | 2.2 | 0.8 | 1.0 |  |
| 10-19 | 0.6 | 1.1 | 0.7 | 0.0 | 0.6 |  |
| 20-39 | 0.0 | 1.1 | 0.0 | 0.0 | 0.2 |  |
| 40+ | 0.0 | 1.1 | 0.7 | 1.6 | 0.8 |  |
| N of Valid | 172 | 87 | 136 | 126 | 521 | |
| N of Miss | 11 | 1 | 7 | 2 | 21 | |

Table 164: On how many occasions have you taken non-prescription medicines such as diet pills (for example, Dietac, Dexatrim or Prolamine), stay-awake pills (for example No-Doz, Vivarin, or Wake), or cough or cold medicines (robos, DXM, etc.) to get high during the past 30 days?





| Response | 6 | 8 | 10 | 12 | Total | |
|------------|------|------|------|------|-------|---|
| 0 | 98.8 | 98.9 | 97.8 | 96.8 | 98.1 |  |
| 1-2 | 1.2 | 0.0 | 1.5 | 1.6 | 1.2 |  |
| 3-5 | 0.0 | 1.1 | 0.0 | 1.6 | 0.6 |  |
| 6-9 | 0.0 | 0.0 | 0.7 | 0.0 | 0.2 |  |
| 10-19 | 0.0 | 0.0 | 0.0 | 0.0 | 0.0 | |
| 20-39 | 0.0 | 0.0 | 0.0 | 0.0 | 0.0 | |
| 40+ | 0.0 | 0.0 | 0.0 | 0.0 | 0.0 | |
| N of Valid | 172 | 87 | 136 | 126 | 521 | |
| N of Miss | 11 | 1 | 7 | 2 | 21 | |

Table 165: On how many occasions have you been drunk or very high from drinking alcoholic beverages during the past 30 days?







| Response | 6 | 8 | 10 | 12 | Total | |
|------------|------|------|------|------|-------|---|
| 0 | 99.4 | 97.7 | 86.8 | 78.6 | 90.8 |  |
| 1-2 | 0.6 | 1.1 | 6.6 | 12.7 | 5.2 |  |
| 3-5 | 0.0 | 0.0 | 2.2 | 7.1 | 2.3 |  |
| 6-9 | 0.0 | 0.0 | 2.2 | 0.8 | 0.8 |  |
| 10-19 | 0.0 | 1.1 | 1.5 | 0.8 | 0.8 |  |
| 20-39 | 0.0 | 0.0 | 0.0 | 0.0 | 0.0 | |
| 40+ | 0.0 | 0.0 | 0.7 | 0.0 | 0.2 |  |
| N of Valid | 172 | 87 | 136 | 126 | 521 | |
| N of Miss | 10 | 1 | 7 | 2 | 20 | |

Table 166: On how many occasions have you drunk flavored alcoholic beverages, sometimes called 'alcopops' (like Mike's Hard Lemonade, Smirnoff Ice, Bacardi Breezers, etc.) in your lifetime?








| Response | 6 | 8 | 10 | 12 | Total | |
|------------|------|------|------|------|-------|---|
| 0 | 95.9 | 77.0 | 64.2 | 55.6 | 74.7 |  |
| 1-2 | 2.3 | 13.8 | 12.7 | 7.9 | 8.3 |  |
| 3-5 | 0.6 | 8.0 | 7.5 | 14.3 | 6.9 |  |
| 6-9 | 0.0 | 0.0 | 9.0 | 7.1 | 4.1 |  |
| 10-19 | 0.0 | 1.1 | 3.0 | 7.9 | 2.9 |  |
| 20-39 | 1.2 | 0.0 | 1.5 | 3.2 | 1.5 |  |
| 40+ | 0.0 | 0.0 | 2.2 | 4.0 | 1.5 |  |
| N of Valid | 171 | 87 | 134 | 126 | 518 | |
| N of Miss | 12 | 1 | 7 | 2 | 22 | |

Table 167: On how many occasions have you drunk flavored alcoholic beverages, sometimes called 'alcopops' (like Mike's Hard Lemonade, Smirnoff Ice, Bacardi Breezers, etc.) during the past 30 days?


| Response | 6 | 8 | 10 | 12 | Total | |
|------------|------|------|------|------|-------|---|
| 0 | 97.7 | 95.4 | 81.6 | 81.0 | 89.1 |  |
| 1-2 | 1.7 | 3.4 | 14.7 | 11.9 | 7.9 | |
| 3-5 | 0.6 | 1.1 | 1.5 | 4.8 | 1.9 | |
| 6-9 | 0.0 | 0.0 | 0.7 | 1.6 | 0.6 | |
| 10-19 | 0.0 | 0.0 | 0.7 | 0.8 | 0.4 | |
| 20-39 | 0.0 | 0.0 | 0.7 | 0.0 | 0.2 | |
| 40+ | 0.0 | 0.0 | 0.0 | 0.0 | 0.0 | |
| N of Valid | 172 | 87 | 136 | 126 | 521 | |
| N of Miss | 11 | 1 | 7 | 2 | 21 | |

Table 168: Think back over the last two weeks. How many times have you had five or more alcoholic drinks in a row?


| Response | 6 | 8 | 10 | 12 | Total | |
|------------------|------|------|------|------|-------|---|
| None | 98.8 | 94.2 | 87.4 | 79.8 | 90.5 |  |
| Once | 0.0 | 2.3 | 4.4 | 5.6 | 2.9 | |
| Twice | 0.0 | 1.2 | 4.4 | 6.5 | 2.9 | |
| 3-5 times | 1.2 | 0.0 | 1.5 | 4.0 | 1.7 | |
| 6-9 times | 0.0 | 1.2 | 0.7 | 1.6 | 0.8 | |
| 10 or more times | 0.0 | 1.2 | 1.5 | 2.4 | 1.2 | |
| N of Valid | 171 | 86 | 135 | 124 | 516 | |
| N of Miss | 12 | 2 | 8 | 4 | 26 | |

Table 169: During the past 30 days, how many times did you ride in a car or other vehicle driven by someone who had been drinking alcohol?


| Response | 6 | 8 | 10 | 12 | Total | |
|-----------------|------|------|------|------|-------|---|
| 0 times | 89.3 | 82.6 | 86.7 | 88.7 | 87.4 |  |
| 1 time | 4.7 | 5.8 | 2.2 | 4.0 | 4.1 | |
| 2 or 3 times | 4.1 | 7.0 | 8.1 | 3.2 | 5.4 | |
| 4 or 5 times | 0.6 | 1.2 | 1.5 | 1.6 | 1.2 | |
| 6 or more times | 1.2 | 3.5 | 1.5 | 2.4 | 1.9 | |
| N of Valid | 169 | 86 | 135 | 124 | 514 | |
| N of Miss | 14 | 2 | 8 | 4 | 28 | |

Table 170: During the past 30 days, how many times did you drive a car or other vehicle when you had been drinking alcohol?







| Response | 6 | 8 | 10 | 12 | Total | |
|---|------|------|------|------|-------|---|
| I did not drive a car in the past 30 days | 53.3 | 47.7 | 34.8 | 12.4 | 37.7 |  |
| 0 times | 44.8 | 47.7 | 62.1 | 77.7 | 57.7 |  |
| 1 time | 0.6 | 4.7 | 0.8 | 4.1 | 2.2 |  |
| 2 or 3 times | 0.0 | 0.0 | 1.5 | 3.3 | 1.2 |  |
| 4 or 5 times | 0.6 | 0.0 | 0.0 | 1.7 | 0.6 |  |
| 6 or more times | 0.6 | 0.0 | 0.8 | 0.8 | 0.6 |  |
| N of Valid | 165 | 86 | 132 | 121 | 504 | |
| N of Miss | 14 | 2 | 8 | 6 | 30 | |

Table 171: If you drank alcohol (not just a sip or taste) in the past year, how did you usually get it?












| Response | 6 | 8 | 10 | 12 | Total | |
|---|------|------|------|------|-------|---|
| I did not drink alcohol in the past year | 93.3 | 80.2 | 58.3 | 45.5 | 70.3 |  |
| I bought it myself with a fake ID | 0.0 | 0.0 | 0.8 | 0.8 | 0.4 |  |
| I bought it myself without a fake ID | 0.0 | 0.0 | 0.8 | 0.8 | 0.4 |  |
| I got it from someone I know age 21 or older | 0.6 | 4.7 | 15.9 | 27.6 | 11.9 |  |
| I got it from someone I know under age 21 | 0.0 | 2.3 | 3.0 | 7.3 | 3.0 |  |
| I got it from my brother or sister | 0.0 | 0.0 | 2.3 | 1.6 | 1.0 |  |
| I got it from home with my parents' permission | 2.4 | 1.2 | 8.3 | 3.3 | 4.0 |  |
| I got it from home without my parents' permission | 1.2 | 7.0 | 3.0 | 1.6 | 2.8 |  |
| I got it from another relative | 0.0 | 1.2 | 2.3 | 0.0 | 0.8 |  |
| A stranger bought it for me | 0.0 | 0.0 | 1.5 | 1.6 | 0.8 |  |
| I took it from a store or shop | 0.0 | 0.0 | 0.0 | 0.0 | 0.0 | |
| Other | 2.4 | 3.5 | 3.8 | 9.8 | 4.8 |  |
| N of Valid | 164 | 86 | 132 | 123 | 505 | |
| N of Miss | 19 | 2 | 9 | 4 | 34 | |

Table 172: If you drank alcohol (not just a sip or taste) in the past year, where did you usually drink it?








| Response | 6 | 8 | 10 | 12 | Total | |
|---|------|------|------|------|-------|---|
| I did not drink alcohol in the past year | 94.5 | 79.1 | 62.0 | 46.2 | 71.9 |  |
| at my home | 3.7 | 10.5 | 12.4 | 10.1 | 8.6 |  |
| at someone else's home | 1.2 | 9.3 | 16.3 | 28.6 | 13.1 |  |
| at an open area like a park, beach, field, back road, woods, or a street corner | 0.0 | 0.0 | 7.0 | 15.1 | 5.4 |  |
| at a sporting event or concert | 0.6 | 0.0 | 0.0 | 0.0 | 0.2 |  |
| at a restaurant, bar, or a nightclub | 0.0 | 1.2 | 0.8 | 0.0 | 0.4 |  |
| at an empty building or a construction site | 0.0 | 0.0 | 1.6 | 0.0 | 0.4 |  |
| at a hotel/motel | 0.0 | 0.0 | 0.0 | 0.0 | 0.0 | |
| in a car | 0.0 | 0.0 | 0.0 | 0.0 | 0.0 | |
| at school | 0.0 | 0.0 | 0.0 | 0.0 | 0.0 | |
| N of Valid | 164 | 86 | 129 | 119 | 498 | |
| N of Miss | 19 | 2 | 9 | 5 | 35 | |

Table 173: During the last month, about how many marijuana cigarettes, or the equivalent, did you smoke a day, on the average?







| Response | 6 | 8 | 10 | 12 | Total | |
|-------------------|------|------|------|------|-------|---|
| None | 99.4 | 95.3 | 87.3 | 91.9 | 93.8 |  |
| Less than 1 a day | 0.6 | 0.0 | 3.7 | 3.2 | 2.0 |  |
| 1 a day | 0.0 | 1.2 | 3.0 | 1.6 | 1.4 |  |
| 2-3 a day | 0.0 | 3.5 | 1.5 | 0.8 | 1.2 |  |
| 4-6 a day | 0.0 | 0.0 | 3.7 | 2.4 | 1.6 |  |
| 7-10 a day | 0.0 | 0.0 | 0.0 | 0.0 | 0.0 | |
| 11 or more a day | 0.0 | 0.0 | 0.7 | 0.0 | 0.2 |  |
| N of Valid | 168 | 86 | 134 | 124 | 512 | |
| N of Miss | 15 | 2 | 9 | 4 | 30 | |

Table 174: How wrong would most adults (over 21) in your neighborhood think it is for kids your age: to use marijuana?





| Response | 6 | 8 | 10 | 12 | Total | |
|--------------------|------|------|------|------|-------|---|
| Very wrong | 89.2 | 89.2 | 72.2 | 74.8 | 81.2 |  |
| Wrong | 8.4 | 8.4 | 18.0 | 20.3 | 13.8 |  |
| A little bit wrong | 0.6 | 1.2 | 5.3 | 4.9 | 3.0 |  |
| Not wrong at all | 1.8 | 1.2 | 4.5 | 0.0 | 2.0 |  |
| N of Valid | 167 | 83 | 133 | 123 | 506 | |
| N of Miss | 16 | 5 | 10 | 5 | 36 | |

Table 175: How wrong would most adults (over 21) in your neighborhood think it is for kids your age: to drink alcohol?





| Response | 6 | 8 | 10 | 12 | Total | |
|--------------------|------|------|------|------|-------|---|
| Very wrong | 75.4 | 68.3 | 46.2 | 45.1 | 59.2 |  |
| Wrong | 13.2 | 22.0 | 25.0 | 28.7 | 21.5 |  |
| A little bit wrong | 8.4 | 6.1 | 22.0 | 22.1 | 14.9 |  |
| Not wrong at all | 3.0 | 3.7 | 6.8 | 4.1 | 4.4 |  |
| N of Valid | 167 | 82 | 132 | 122 | 503 | |
| N of Miss | 16 | 6 | 11 | 5 | 38 | |

Table 176: How wrong would most adults (over 21) in your neighborhood think it is for kids your age: to smoke cigarettes?





| Response | 6 | 8 | 10 | 12 | Total | |
|--------------------|------|------|------|------|-------|---|
| Very wrong | 77.8 | 76.8 | 51.1 | 40.7 | 61.6 |  |
| Wrong | 12.6 | 13.4 | 30.5 | 30.1 | 21.7 |  |
| A little bit wrong | 6.0 | 4.9 | 8.4 | 19.5 | 9.7 |  |
| Not wrong at all | 3.6 | 4.9 | 9.9 | 9.8 | 7.0 |  |
| N of Valid | 167 | 82 | 131 | 123 | 503 | |
| N of Miss | 16 | 6 | 11 | 5 | 38 | |

Table 177: How much do each of the following statements describe your neighborhood? crime and/or drug selling


| Response | 6 | 8 | 10 | 12 | Total | |
|------------|------|------|------|------|-------|---|
| NO! | 80.8 | 80.0 | 62.9 | 65.6 | 72.3 |  |
| no | 13.2 | 12.9 | 24.2 | 18.0 | 17.2 | |
| yes | 6.0 | 5.9 | 10.6 | 13.1 | 8.9 | |
| YES! | 0.0 | 1.2 | 2.3 | 3.3 | 1.6 | |
| N of Valid | 167 | 85 | 132 | 122 | 506 | |
| N of Miss | 16 | 3 | 10 | 6 | 35 | |

Table 178: How much do each of the following statements describe your neighborhood? fights

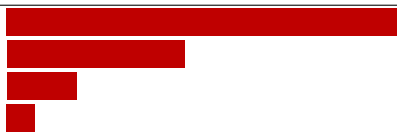
| Response | 6 | 8 | 10 | 12 | Total | |
|------------|------|------|------|------|-------|---|
| NO! | 65.9 | 73.8 | 56.1 | 56.2 | 62.3 |  |
| no | 24.0 | 20.2 | 33.3 | 28.1 | 26.8 | |
| yes | 7.8 | 4.8 | 8.3 | 14.0 | 8.9 | |
| YES! | 2.4 | 1.2 | 2.3 | 1.7 | 2.0 | |
| N of Valid | 167 | 84 | 132 | 121 | 504 | |
| N of Miss | 16 | 4 | 11 | 7 | 38 | |

Table 179: How much do each of the following statements describe your neighborhood? lots of empty or abandoned buildings

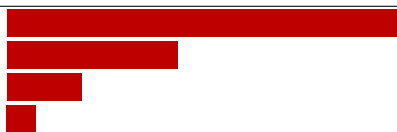
| Response | 6 | 8 | 10 | 12 | Total | |
|------------|------|------|------|------|-------|---|
| NO! | 55.8 | 73.8 | 58.6 | 68.0 | 62.5 |  |
| no | 24.2 | 20.2 | 30.8 | 25.4 | 25.6 | |
| yes | 17.6 | 6.0 | 9.8 | 1.6 | 9.7 | |
| YES! | 2.4 | 0.0 | 0.8 | 4.9 | 2.2 | |
| N of Valid | 165 | 84 | 133 | 122 | 504 | |
| N of Miss | 18 | 4 | 10 | 6 | 38 | |

Table 180: How much do each of the following statements describe your neighborhood? lots of graffiti

| Response | 6 | 8 | 10 | 12 | Total | |
|------------|------|------|------|------|-------|--|
| NO! | 75.3 | 86.7 | 70.7 | 74.6 | 75.8 | |
| no | 22.2 | 10.8 | 26.3 | 21.3 | 21.2 | |
| yes | 2.5 | 0.0 | 3.0 | 2.5 | 2.2 | |
| YES! | 0.0 | 2.4 | 0.0 | 1.6 | 0.8 | |
| N of Valid | 162 | 83 | 133 | 122 | 500 | |
| N of Miss | 21 | 5 | 10 | 6 | 42 | |

Table 181: If I had to move, I would miss the neighborhood I now live in.

| Response | 6 | 8 | 10 | 12 | Total | |
|------------|------|------|------|------|-------|--|
| NO! | 12.5 | 9.5 | 9.0 | 15.6 | 11.8 | |
| no | 5.4 | 14.3 | 16.5 | 20.5 | 13.4 | |
| yes | 30.4 | 22.6 | 41.4 | 34.4 | 32.9 | |
| YES! | 51.8 | 53.6 | 33.1 | 29.5 | 41.8 | |
| N of Valid | 168 | 84 | 133 | 122 | 507 | |
| N of Miss | 15 | 4 | 10 | 6 | 35 | |

Table 182: My neighbors notice when I am doing a good job and let me know about it.

| Response | 6 | 8 | 10 | 12 | Total | |
|------------|------|------|------|------|-------|--|
| NO! | 29.1 | 31.8 | 30.3 | 36.4 | 31.6 | |
| no | 33.9 | 30.6 | 47.0 | 40.5 | 38.4 | |
| yes | 27.9 | 22.4 | 17.4 | 15.7 | 21.3 | |
| YES! | 9.1 | 15.3 | 5.3 | 7.4 | 8.7 | |
| N of Valid | 165 | 85 | 132 | 121 | 503 | |
| N of Miss | 18 | 3 | 11 | 7 | 39 | |

Table 183: I like my neighborhood.

| Response | 6 | 8 | 10 | 12 | Total | |
|------------|------|------|------|------|-------|--|
| NO! | 7.1 | 7.1 | 8.3 | 14.0 | 9.1 | |
| no | 6.5 | 8.2 | 15.0 | 14.0 | 10.8 | |
| yes | 40.5 | 37.6 | 48.1 | 43.8 | 42.8 | |
| YES! | 45.8 | 47.1 | 28.6 | 28.1 | 37.3 | |
| N of Valid | 168 | 85 | 133 | 121 | 507 | |
| N of Miss | 15 | 3 | 10 | 7 | 35 | |

Table 184: There are lots of adults in my neighborhood I could talk to about something important.

| Response | 6 | 8 | 10 | 12 | Total | |
|------------|------|------|------|------|-------|--|
| NO! | 14.5 | 20.0 | 26.3 | 20.8 | 20.1 | |
| no | 28.5 | 24.7 | 31.6 | 39.2 | 31.2 | |
| yes | 33.9 | 35.3 | 30.8 | 24.2 | 31.0 | |
| YES! | 23.0 | 20.0 | 11.3 | 15.8 | 17.7 | |
| N of Valid | 165 | 85 | 133 | 120 | 503 | |
| N of Miss | 17 | 3 | 10 | 8 | 38 | |

Table 185: I'd like to get out of my neighborhood.

| Response | 6 | 8 | 10 | 12 | Total | |
|------------|------|------|------|------|-------|--|
| NO! | 53.0 | 55.3 | 35.6 | 30.8 | 43.5 | |
| no | 30.7 | 31.8 | 40.2 | 40.0 | 35.6 | |
| yes | 9.0 | 8.2 | 17.4 | 18.3 | 13.3 | |
| YES! | 7.2 | 4.7 | 6.8 | 10.8 | 7.6 | |
| N of Valid | 166 | 85 | 132 | 120 | 503 | |
| N of Miss | 16 | 3 | 10 | 8 | 37 | |

Table 186: There are people in my neighborhood who are proud of me when I do something well.





| Response | 6 | 8 | 10 | 12 | Total | |
|------------|------|------|------|------|-------|---|
| NO! | 12.8 | 18.8 | 22.0 | 24.0 | 18.9 |  |
| no | 26.8 | 28.2 | 34.1 | 28.1 | 29.3 |  |
| yes | 40.9 | 35.3 | 34.8 | 33.9 | 36.7 |  |
| YES! | 19.5 | 17.6 | 9.1 | 14.0 | 15.1 |  |
| N of Valid | 164 | 85 | 132 | 121 | 502 | |
| N of Miss | 18 | 3 | 11 | 7 | 39 | |

Table 187: There are people in my neighborhood who encourage me to do my best.





| Response | 6 | 8 | 10 | 12 | Total | |
|------------|------|------|------|------|-------|---|
| NO! | 14.5 | 16.5 | 23.5 | 24.0 | 19.5 |  |
| no | 24.2 | 20.0 | 31.1 | 28.1 | 26.2 |  |
| yes | 35.2 | 38.8 | 36.4 | 32.2 | 35.4 |  |
| YES! | 26.1 | 24.7 | 9.1 | 15.7 | 18.9 |  |
| N of Valid | 165 | 85 | 132 | 121 | 503 | |
| N of Miss | 18 | 3 | 11 | 7 | 39 | |

Table 188: I feel safe in my neighborhood.





| Response | 6 | 8 | 10 | 12 | Total | |
|------------|------|------|------|------|-------|---|
| NO! | 9.5 | 5.9 | 6.8 | 9.1 | 8.1 |  |
| no | 7.1 | 5.9 | 6.8 | 9.1 | 7.3 |  |
| yes | 37.5 | 42.4 | 53.8 | 41.3 | 43.5 |  |
| YES! | 45.8 | 45.9 | 32.6 | 40.5 | 41.1 |  |
| N of Valid | 168 | 85 | 132 | 121 | 506 | |
| N of Miss | 15 | 3 | 10 | 7 | 35 | |

Table 189: Which of the following activities for people your age are available in your community? sports teams?

| Response | 6 | 8 | 10 | 12 | Total | |
|------------|------|------|------|------|-------|--|
| No | 8.9 | 8.2 | 6.8 | 5.7 | 7.5 | |
| Yes | 91.1 | 91.8 | 93.2 | 94.3 | 92.5 | |
| N of Valid | 168 | 85 | 133 | 122 | 508 | |
| N of Miss | 15 | 3 | 10 | 6 | 34 | |

Table 190: Which of the following activities for people your age are available in your community? scouting?

| Response | 6 | 8 | 10 | 12 | Total | |
|------------|------|------|------|------|-------|--|
| No | 28.5 | 38.8 | 36.9 | 33.1 | 33.6 | |
| Yes | 71.5 | 61.2 | 63.1 | 66.9 | 66.4 | |
| N of Valid | 158 | 85 | 130 | 121 | 494 | |
| N of Miss | 25 | 3 | 12 | 7 | 47 | |

Table 191: Which of the following activities for people your age are available in your community? boys and girls clubs?

| Response | 6 | 8 | 10 | 12 | Total | |
|------------|------|------|------|------|-------|--|
| No | 34.6 | 47.1 | 51.5 | 56.2 | 46.5 | |
| Yes | 65.4 | 52.9 | 48.5 | 43.8 | 53.5 | |
| N of Valid | 159 | 85 | 130 | 121 | 495 | |
| N of Miss | 24 | 3 | 13 | 7 | 47 | |

Table 192: Which of the following activities for people your age are available in your community? 4-H clubs?

| Response | 6 | 8 | 10 | 12 | Total | |
|------------|------|------|------|------|-------|--|
| No | 21.3 | 27.7 | 39.4 | 29.8 | 29.2 | |
| Yes | 78.8 | 72.3 | 60.6 | 70.2 | 70.8 | |
| N of Valid | 160 | 83 | 132 | 121 | 496 | |
| N of Miss | 23 | 5 | 11 | 7 | 46 | |

Table 193: Which of the following activities for people your age are available in your community? service clubs?



| Response | 6 | 8 | 10 | 12 | Total | |
|------------|------|------|------|------|-------|---|
| No | 31.1 | 48.8 | 40.5 | 31.4 | 36.8 |  |
| Yes | 68.9 | 51.2 | 59.5 | 68.6 | 63.2 |  |
| N of Valid | 151 | 84 | 131 | 121 | 487 | |
| N of Miss | 32 | 4 | 12 | 7 | 55 | |

Table 194: If a kid smoked marijuana in your neighborhood would he or she be caught by the police?





| Response | 6 | 8 | 10 | 12 | Total | |
|------------|------|------|------|------|-------|---|
| NO! | 12.1 | 7.1 | 17.7 | 15.8 | 13.6 |  |
| no | 20.0 | 36.9 | 46.9 | 55.0 | 38.3 |  |
| yes | 39.4 | 28.6 | 24.6 | 22.5 | 29.7 |  |
| YES! | 28.5 | 27.4 | 10.8 | 6.7 | 18.4 |  |
| N of Valid | 165 | 84 | 130 | 120 | 499 | |
| N of Miss | 18 | 4 | 12 | 7 | 41 | |

Table 195: If a kid drank some beer, wine or hard liquor (for example, vodka, whiskey, or gin) in your neighborhood would he or she be caught by the police?





| Response | 6 | 8 | 10 | 12 | Total | |
|------------|------|------|------|------|-------|---|
| NO! | 13.3 | 14.5 | 22.1 | 19.8 | 17.4 |  |
| no | 32.1 | 45.8 | 55.7 | 53.7 | 45.8 |  |
| yes | 32.1 | 20.5 | 16.8 | 19.8 | 23.2 |  |
| YES! | 22.4 | 19.3 | 5.3 | 6.6 | 13.6 |  |
| N of Valid | 165 | 83 | 131 | 121 | 500 | |
| N of Miss | 18 | 5 | 12 | 7 | 42 | |

Table 196: If a kid carried a handgun in your neighborhood would he or she be caught by the police?





| Response | 6 | 8 | 10 | 12 | Total | |
|------------|------|------|------|------|-------|---|
| NO! | 12.7 | 11.1 | 20.2 | 16.0 | 15.2 |  |
| no | 19.4 | 30.9 | 34.9 | 30.3 | 27.9 |  |
| yes | 33.3 | 27.2 | 28.7 | 36.1 | 31.8 |  |
| YES! | 34.5 | 30.9 | 16.3 | 17.6 | 25.1 |  |
| N of Valid | 165 | 81 | 129 | 119 | 494 | |
| N of Miss | 18 | 6 | 13 | 8 | 45 | |

Table 197: If you wanted to get some cigarettes, how easy would it be for you to get some?





| Response | 6 | 8 | 10 | 12 | Total | |
|--------------|------|------|------|------|-------|---|
| Very hard | 67.3 | 54.8 | 28.0 | 17.7 | 42.5 |  |
| Sort of hard | 12.6 | 13.1 | 16.7 | 8.9 | 12.8 |  |
| Sort of easy | 11.9 | 17.9 | 23.5 | 15.3 | 16.8 |  |
| Very easy | 8.2 | 14.3 | 31.8 | 58.1 | 27.9 |  |
| N of Valid | 159 | 84 | 132 | 124 | 499 | |
| N of Miss | 24 | 4 | 11 | 4 | 43 | |

Table 198: If you wanted to get some beer, wine or hard liquor (for example, vodka, whiskey, or gin), how easy would it be for you to get some?





| Response | 6 | 8 | 10 | 12 | Total | |
|--------------|------|------|------|------|-------|---|
| Very hard | 59.5 | 47.6 | 20.6 | 18.5 | 37.0 |  |
| Sort of hard | 22.8 | 21.4 | 19.8 | 16.1 | 20.1 |  |
| Sort of easy | 7.0 | 17.9 | 29.8 | 29.8 | 20.5 |  |
| Very easy | 10.8 | 13.1 | 29.8 | 35.5 | 22.3 |  |
| N of Valid | 158 | 84 | 131 | 124 | 497 | |
| N of Miss | 24 | 4 | 12 | 4 | 44 | |

Table 199: If you wanted to get a drug like cocaine, LSD, or amphetamines, how easy would it be for you to get some?


| Response | 6 | 8 | 10 | 12 | Total | |
|--------------|------|------|------|------|-------|---|
| Very hard | 92.4 | 89.2 | 59.1 | 64.5 | 76.0 |  |
| Sort of hard | 3.8 | 7.2 | 27.3 | 20.2 | 14.7 | |
| Sort of easy | 2.5 | 1.2 | 9.8 | 10.5 | 6.3 | |
| Very easy | 1.3 | 2.4 | 3.8 | 4.8 | 3.0 | |
| N of Valid | 157 | 83 | 132 | 124 | 496 | |
| N of Miss | 25 | 5 | 11 | 4 | 45 | |

Table 200: If you wanted to get a handgun, how easy would it be for you to get one?


| Response | 6 | 8 | 10 | 12 | Total | |
|--------------|------|------|------|------|-------|---|
| Very hard | 62.9 | 60.7 | 51.1 | 47.6 | 55.6 |  |
| Sort of hard | 13.2 | 20.2 | 22.1 | 21.0 | 18.7 | |
| Sort of easy | 10.7 | 8.3 | 10.7 | 15.3 | 11.4 | |
| Very easy | 13.2 | 10.7 | 16.0 | 16.1 | 14.3 | |
| N of Valid | 159 | 84 | 131 | 124 | 498 | |
| N of Miss | 24 | 4 | 11 | 4 | 43 | |

Table 201: If you wanted to get some marijuana, how easy would it be for you to get some?


| Response | 6 | 8 | 10 | 12 | Total | |
|--------------|------|------|------|------|-------|---|
| Very hard | 89.7 | 89.3 | 45.8 | 31.7 | 63.6 |  |
| Sort of hard | 5.1 | 4.8 | 19.1 | 22.8 | 13.2 | |
| Sort of easy | 2.6 | 2.4 | 13.7 | 23.6 | 10.7 | |
| Very easy | 2.6 | 3.6 | 21.4 | 22.0 | 12.6 | |
| N of Valid | 156 | 84 | 131 | 123 | 494 | |
| N of Miss | 27 | 4 | 11 | 5 | 47 | |

Table 202: During the past 12 months, have you participated in any alcohol prevention programs or seen any alcohol prevention messages in your school or community? Yes, a school-based program focused on preventing underage drinking and/or drinking and driving.



| Response | 6 | 8 | 10 | 12 | Total | |
|------------|------|------|------|------|-------|---|
| No | 55.7 | 65.9 | 70.6 | 75.8 | 66.1 |  |
| Yes | 44.3 | 34.1 | 29.4 | 24.2 | 33.9 |  |
| N of Valid | 183 | 88 | 143 | 128 | 542 | |
| N of Miss | 0 | 0 | 0 | 0 | 0 | |

Table 203: During the past 12 months, have you participated in any alcohol prevention programs or seen any alcohol prevention messages in your school or community? Yes, a community-based program focused on preventing underage drinking and/or drinking and driving (for example, through your church or temple or through youth groups like Boys and Girls Club or 4-H).



| Response | 6 | 8 | 10 | 12 | Total | |
|------------|------|------|------|------|-------|---|
| No | 84.7 | 84.1 | 88.1 | 90.6 | 86.9 |  |
| Yes | 15.3 | 15.9 | 11.9 | 9.4 | 13.1 |  |
| N of Valid | 183 | 88 | 143 | 128 | 542 | |
| N of Miss | 0 | 0 | 0 | 0 | 0 | |

Table 204: During the past 12 months, have you participated in any alcohol prevention programs or seen any alcohol prevention messages in your school or community? Yes, a media campaign addressing underage drinking and/or drinking and driving (for example, newspaper ads, posters, pamphlets, radio, TV).



| Response | 6 | 8 | 10 | 12 | Total | |
|------------|------|------|------|------|-------|---|
| No | 63.4 | 83.0 | 90.9 | 86.7 | 79.3 |  |
| Yes | 36.6 | 17.0 | 9.1 | 13.3 | 20.7 |  |
| N of Valid | 183 | 88 | 143 | 128 | 542 | |
| N of Miss | 0 | 0 | 0 | 0 | 0 | |

Table 205: During the past 12 months, have you participated in any alcohol prevention programs or seen any alcohol prevention messages in your school or community? No



| Response | 6 | 8 | 10 | 12 | Total | |
|------------|------|------|------|------|-------|---|
| No | 77.0 | 51.1 | 47.6 | 40.6 | 56.5 |  |
| Yes | 23.0 | 48.9 | 52.4 | 59.4 | 43.5 |  |
| N of Valid | 183 | 88 | 143 | 128 | 542 | |
| N of Miss | 0 | 0 | 0 | 0 | 0 | |

Table 206: How wrong do your parents feel it would be for YOU to: drink beer, wine or hard liquor (for example, vodka, whiskey or gin) regularly?





| Response | 6 | 8 | 10 | 12 | Total | |
|--------------------|------|------|------|------|-------|---|
| Very wrong | 86.5 | 79.8 | 57.3 | 52.8 | 69.5 |  |
| Wrong | 7.4 | 13.1 | 19.8 | 24.4 | 15.8 |  |
| A little bit wrong | 4.3 | 7.1 | 17.6 | 19.5 | 12.0 |  |
| Not wrong at all | 1.8 | 0.0 | 5.3 | 3.3 | 2.8 |  |
| N of Valid | 163 | 84 | 131 | 123 | 501 | |
| N of Miss | 19 | 4 | 11 | 5 | 39 | |

Table 207: How wrong do your parents feel it would be for YOU to: smoke cigarettes?





| Response | 6 | 8 | 10 | 12 | Total | |
|--------------------|------|------|------|------|-------|---|
| Very wrong | 91.4 | 88.1 | 73.3 | 62.6 | 79.0 |  |
| Wrong | 4.9 | 7.1 | 11.5 | 17.9 | 10.2 |  |
| A little bit wrong | 1.8 | 4.8 | 11.5 | 15.4 | 8.2 |  |
| Not wrong at all | 1.8 | 0.0 | 3.8 | 4.1 | 2.6 |  |
| N of Valid | 163 | 84 | 131 | 123 | 501 | |
| N of Miss | 20 | 4 | 12 | 5 | 41 | |

Table 208: How wrong do your parents feel it would be for YOU to: smoke marijuana?





| Response | 6 | 8 | 10 | 12 | Total | |
|--------------------|------|------|------|------|-------|---|
| Very wrong | 96.9 | 97.6 | 79.5 | 85.1 | 89.6 |  |
| Wrong | 3.1 | 2.4 | 11.4 | 11.6 | 7.2 |  |
| A little bit wrong | 0.0 | 0.0 | 5.3 | 2.5 | 2.0 |  |
| Not wrong at all | 0.0 | 0.0 | 3.8 | 0.8 | 1.2 |  |
| N of Valid | 162 | 83 | 132 | 121 | 498 | |
| N of Miss | 21 | 5 | 11 | 7 | 44 | |

Table 209: How wrong do your parents feel it would be for YOU to: steal something worth more than \$5?





| Response | 6 | 8 | 10 | 12 | Total | |
|--------------------|------|------|------|------|-------|---|
| Very wrong | 89.0 | 88.0 | 88.5 | 83.5 | 87.3 |  |
| Wrong | 9.8 | 8.4 | 10.0 | 12.4 | 10.3 |  |
| A little bit wrong | 0.6 | 3.6 | 0.8 | 4.1 | 2.0 |  |
| Not wrong at all | 0.6 | 0.0 | 0.8 | 0.0 | 0.4 |  |
| N of Valid | 163 | 83 | 130 | 121 | 497 | |
| N of Miss | 20 | 5 | 12 | 7 | 44 | |

Table 210: How wrong do your parents feel it would be for YOU to: draw graffiti, write things, or draw pictures on buildings or other property (without the owner's permission)?





| Response | 6 | 8 | 10 | 12 | Total | |
|--------------------|------|------|------|------|-------|---|
| Very wrong | 90.1 | 90.5 | 84.8 | 81.1 | 86.6 |  |
| Wrong | 8.0 | 8.3 | 9.8 | 12.3 | 9.6 |  |
| A little bit wrong | 1.9 | 1.2 | 3.0 | 5.7 | 3.0 |  |
| Not wrong at all | 0.0 | 0.0 | 2.3 | 0.8 | 0.8 |  |
| N of Valid | 162 | 84 | 132 | 122 | 500 | |
| N of Miss | 21 | 4 | 11 | 6 | 42 | |

Table 211: How wrong do your parents feel it would be for YOU to: pick a fight with someone?





| Response | 6 | 8 | 10 | 12 | Total | |
|--------------------|------|------|------|------|-------|---|
| Very wrong | 68.1 | 63.1 | 60.3 | 53.7 | 61.7 |  |
| Wrong | 15.3 | 22.6 | 23.7 | 28.5 | 22.0 |  |
| A little bit wrong | 12.9 | 13.1 | 13.7 | 16.3 | 14.0 |  |
| Not wrong at all | 3.7 | 1.2 | 2.3 | 1.6 | 2.4 |  |
| N of Valid | 163 | 84 | 131 | 123 | 501 | |
| N of Miss | 20 | 4 | 12 | 5 | 41 | |

Table 212: During the past 12 months, have you talked with at least one of your parents about the dangers of underage drinking and/or drinking and driving? By parents, we mean either your biological parents, adoptive parents, stepparents, or adult guardians - whether or not they live with you.



| Response | 6 | 8 | 10 | 12 | Total | |
|------------|------|------|------|------|-------|---|
| No | 58.0 | 56.0 | 56.3 | 50.8 | 55.4 |  |
| Yes | 42.0 | 44.0 | 43.8 | 49.2 | 44.6 |  |
| N of Valid | 157 | 84 | 128 | 122 | 491 | |
| N of Miss | 26 | 4 | 15 | 6 | 51 | |

Table 213: Have any of your brothers or sisters ever: drunk beer, wine or hard liquor (for example, vodka, whiskey or gin)?




| Response | 6 | 8 | 10 | 12 | Total | |
|--------------------------------------|------|------|------|------|-------|---|
| No | 73.5 | 57.1 | 45.8 | 42.1 | 55.8 |  |
| Yes | 24.7 | 35.7 | 48.1 | 50.4 | 39.0 |  |
| I don't have any brothers or sisters | 1.9 | 7.1 | 6.1 | 7.4 | 5.2 |  |
| N of Valid | 162 | 84 | 131 | 121 | 498 | |
| N of Miss | 21 | 4 | 12 | 7 | 44 | |

Table 214: Have any of your brothers or sisters ever: smoked marijuana?




| Response | 6 | 8 | 10 | 12 | Total | |
|--------------------------------------|------|------|------|------|-------|---|
| No | 92.0 | 85.5 | 68.7 | 65.3 | 78.3 |  |
| Yes | 6.2 | 7.2 | 25.2 | 28.1 | 16.7 |  |
| I don't have any brothers or sisters | 1.9 | 7.2 | 6.1 | 6.6 | 5.0 |  |
| N of Valid | 162 | 83 | 131 | 121 | 497 | |
| N of Miss | 21 | 5 | 12 | 7 | 45 | |

Table 215: Have any of your brothers or sisters ever: smoked cigarettes?




| Response | 6 | 8 | 10 | 12 | Total | |
|--------------------------------------|------|------|------|------|-------|---|
| No | 78.4 | 69.0 | 58.5 | 51.6 | 65.1 |  |
| Yes | 19.8 | 23.8 | 35.4 | 41.8 | 29.9 |  |
| I don't have any brothers or sisters | 1.9 | 7.1 | 6.2 | 6.6 | 5.0 |  |
| N of Valid | 162 | 84 | 130 | 122 | 498 | |
| N of Miss | 21 | 4 | 13 | 6 | 44 | |

Table 216: Have any of your brothers or sisters ever: taken a handgun to school?

| Response | 6 | 8 | 10 | 12 | Total | |
|--------------------------------------|------|------|------|------|-------|--|
| No | 98.1 | 92.9 | 91.5 | 90.2 | 93.6 | |
| Yes | 0.0 | 0.0 | 2.3 | 3.3 | 1.4 | |
| I don't have any brothers or sisters | 1.9 | 7.1 | 6.2 | 6.6 | 5.0 | |
| N of Valid | 162 | 84 | 130 | 122 | 498 | |
| N of Miss | 21 | 4 | 13 | 6 | 44 | |

Table 217: Have any of your brothers or sisters ever: been suspended or expelled from school?

| Response | 6 | 8 | 10 | 12 | Total | |
|--------------------------------------|------|------|------|------|-------|--|
| No | 82.0 | 73.8 | 69.5 | 66.9 | 73.6 | |
| Yes | 16.1 | 19.0 | 24.4 | 25.6 | 21.1 | |
| I don't have any brothers or sisters | 1.9 | 7.1 | 6.1 | 7.4 | 5.2 | |
| N of Valid | 161 | 84 | 131 | 121 | 497 | |
| N of Miss | 22 | 4 | 12 | 7 | 45 | |

Table 218: The rules in my family are clear.

| Response | 6 | 8 | 10 | 12 | Total | |
|------------|------|------|------|------|-------|--|
| NO! | 1.3 | 4.8 | 1.5 | 1.6 | 2.0 | |
| no | 7.5 | 7.2 | 9.9 | 9.8 | 8.7 | |
| yes | 40.9 | 36.1 | 49.6 | 50.4 | 44.8 | |
| YES! | 50.3 | 51.8 | 38.9 | 38.2 | 44.6 | |
| N of Valid | 159 | 83 | 131 | 123 | 496 | |
| N of Miss | 23 | 5 | 12 | 5 | 45 | |

Table 219: People in my family often insult or yell at each other.

| Response | 6 | 8 | 10 | 12 | Total | |
|------------|------|------|------|------|-------|--|
| NO! | 28.5 | 34.9 | 20.6 | 22.0 | 25.9 | |
| no | 41.1 | 37.3 | 50.4 | 50.4 | 45.3 | |
| yes | 20.9 | 25.3 | 23.7 | 23.6 | 23.0 | |
| YES! | 9.5 | 2.4 | 5.3 | 4.1 | 5.9 | |
| N of Valid | 158 | 83 | 131 | 123 | 495 | |
| N of Miss | 25 | 5 | 12 | 5 | 47 | |

Table 220: When I am not at home, one of my parents knows where I am and who I am with.

| Response | 6 | 8 | 10 | 12 | Total | |
|------------|------|------|------|------|-------|--|
| NO! | 3.2 | 3.6 | 2.3 | 2.4 | 2.9 | |
| no | 3.2 | 3.6 | 7.8 | 13.0 | 6.9 | |
| yes | 34.6 | 38.6 | 49.2 | 47.2 | 42.2 | |
| YES! | 59.0 | 54.2 | 40.6 | 37.4 | 48.0 | |
| N of Valid | 156 | 83 | 128 | 123 | 490 | |
| N of Miss | 27 | 5 | 15 | 5 | 52 | |

Table 221: We argue about the same things in my family over and over.

| Response | 6 | 8 | 10 | 12 | Total | |
|------------|------|------|------|------|-------|--|
| NO! | 27.4 | 31.3 | 13.1 | 13.1 | 20.7 | |
| no | 43.9 | 42.2 | 42.3 | 46.7 | 43.9 | |
| yes | 20.4 | 21.7 | 32.3 | 32.0 | 26.6 | |
| YES! | 8.3 | 4.8 | 12.3 | 8.2 | 8.7 | |
| N of Valid | 157 | 83 | 130 | 122 | 492 | |
| N of Miss | 26 | 5 | 13 | 6 | 50 | |

Table 222: If you drank some beer or wine or liquor (for example, vodka, whiskey, or gin) without your parents' permission, would you be caught by your parents?

| Response | 6 | 8 | 10 | 12 | Total |
|------------|------|------|------|------|-------|
| NO! | 7.1 | 4.8 | 6.9 | 10.7 | 7.5 |
| no | 6.4 | 19.3 | 33.8 | 38.5 | 23.8 |
| yes | 18.6 | 26.5 | 33.1 | 28.7 | 26.3 |
| YES! | 67.9 | 49.4 | 26.2 | 22.1 | 42.4 |
| N of Valid | 156 | 83 | 130 | 122 | 491 |
| N of Miss | 27 | 5 | 13 | 5 | 50 |

Table 223: My family has clear rules about alcohol and drug use.

| Response | 6 | 8 | 10 | 12 | Total |
|------------|------|------|------|------|-------|
| NO! | 5.9 | 7.2 | 1.6 | 3.3 | 4.3 |
| no | 6.5 | 10.8 | 16.4 | 14.8 | 11.9 |
| yes | 24.2 | 20.5 | 35.9 | 41.8 | 31.1 |
| YES! | 63.4 | 61.4 | 46.1 | 40.2 | 52.7 |
| N of Valid | 153 | 83 | 128 | 122 | 486 |
| N of Miss | 29 | 5 | 14 | 6 | 54 |

Table 224: If you carried a handgun without your parents' permission, would you be caught by your parents?

| Response | 6 | 8 | 10 | 12 | Total |
|------------|------|------|------|------|-------|
| NO! | 3.3 | 4.8 | 5.4 | 5.8 | 4.8 |
| no | 4.0 | 10.8 | 17.8 | 14.9 | 11.6 |
| yes | 21.3 | 20.5 | 34.9 | 37.2 | 28.8 |
| YES! | 71.3 | 63.9 | 41.9 | 42.1 | 54.9 |
| N of Valid | 150 | 83 | 129 | 121 | 483 |
| N of Miss | 32 | 5 | 14 | 6 | 57 |

Table 225: If you skipped school would you be caught by your parents?

| Response | 6 | 8 | 10 | 12 | Total |
|------------|------|------|------|------|-------|
| NO! | 3.3 | 2.4 | 4.7 | 4.9 | 3.9 |
| no | 2.0 | 6.0 | 11.6 | 18.7 | 9.4 |
| yes | 23.7 | 27.7 | 46.5 | 39.0 | 34.3 |
| YES! | 71.1 | 63.9 | 37.2 | 37.4 | 52.4 |
| N of Valid | 152 | 83 | 129 | 123 | 487 |
| N of Miss | 31 | 5 | 13 | 5 | 54 |

Table 226: Do you feel very close to your mother?

| Response | 6 | 8 | 10 | 12 | Total |
|------------|------|------|------|------|-------|
| NO! | 5.3 | 7.2 | 10.9 | 3.3 | 6.6 |
| no | 4.6 | 7.2 | 15.5 | 15.6 | 10.7 |
| yes | 21.7 | 30.1 | 35.7 | 38.5 | 31.1 |
| YES! | 68.4 | 55.4 | 38.0 | 42.6 | 51.6 |
| N of Valid | 152 | 83 | 129 | 122 | 486 |
| N of Miss | 31 | 5 | 14 | 6 | 56 |

Table 227: Do you share your thoughts and feelings with your mother?

| Response | 6 | 8 | 10 | 12 | Total |
|------------|------|------|------|------|-------|
| NO! | 13.2 | 11.0 | 16.2 | 9.8 | 12.7 |
| no | 15.1 | 26.8 | 30.0 | 28.5 | 24.4 |
| yes | 28.3 | 28.0 | 26.2 | 33.3 | 29.0 |
| YES! | 43.4 | 34.1 | 27.7 | 28.5 | 33.9 |
| N of Valid | 152 | 82 | 130 | 123 | 487 |
| N of Miss | 31 | 6 | 13 | 5 | 55 |

Table 228: My parents ask me what I think before most family decisions affecting me are made.

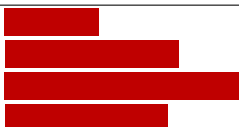
| Response | 6 | 8 | 10 | 12 | Total | |
|------------|------|------|------|------|-------|---|
| NO! | 15.5 | 12.0 | 16.9 | 6.6 | 13.0 |  |
| no | 19.6 | 26.5 | 26.9 | 32.8 | 26.1 | |
| yes | 32.4 | 33.7 | 40.0 | 40.2 | 36.6 | |
| YES! | 32.4 | 27.7 | 16.2 | 20.5 | 24.2 | |
| N of Valid | 148 | 83 | 130 | 122 | 483 | |
| N of Miss | 35 | 5 | 13 | 6 | 59 | |

Table 229: Do you share your thoughts and feelings with your father?

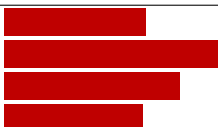
| Response | 6 | 8 | 10 | 12 | Total | |
|------------|------|------|------|------|-------|---|
| NO! | 21.7 | 25.3 | 20.2 | 17.4 | 20.8 |  |
| no | 30.9 | 24.1 | 31.0 | 42.1 | 32.6 | |
| yes | 25.0 | 24.1 | 31.0 | 24.8 | 26.4 | |
| YES! | 22.4 | 26.5 | 17.8 | 15.7 | 20.2 | |
| N of Valid | 152 | 83 | 129 | 121 | 485 | |
| N of Miss | 31 | 5 | 14 | 6 | 56 | |

Table 230: Do you enjoy spending time with your mother?


| Response | 6 | 8 | 10 | 12 | Total | |
|------------|------|------|------|------|-------|---|
| NO! | 5.2 | 3.6 | 11.5 | 4.1 | 6.3 |  |
| no | 3.2 | 3.6 | 12.3 | 14.8 | 8.6 | |
| yes | 31.0 | 36.1 | 40.8 | 44.3 | 37.8 | |
| YES! | 60.6 | 56.6 | 35.4 | 36.9 | 47.3 | |
| N of Valid | 155 | 83 | 130 | 122 | 490 | |
| N of Miss | 28 | 5 | 13 | 6 | 52 | |

Table 231: Do you enjoy spending time with your father?


| Response | 6 | 8 | 10 | 12 | Total | |
|------------|------|------|------|------|-------|---|
| NO! | 11.2 | 11.0 | 15.0 | 9.9 | 11.8 |  |
| no | 1.3 | 6.1 | 8.7 | 15.7 | 7.7 | |
| yes | 30.9 | 31.7 | 40.9 | 42.1 | 36.5 | |
| YES! | 56.6 | 51.2 | 35.4 | 32.2 | 44.0 | |
| N of Valid | 152 | 82 | 127 | 121 | 482 | |
| N of Miss | 31 | 6 | 14 | 6 | 57 | |

Table 232: If I had a personal problem, I could ask my mom or dad for help.


| Response | 6 | 8 | 10 | 12 | Total | |
|------------|------|------|------|------|-------|---|
| NO! | 5.9 | 8.6 | 10.9 | 5.0 | 7.5 |  |
| no | 3.9 | 7.4 | 17.8 | 11.6 | 10.1 | |
| yes | 31.6 | 35.8 | 38.8 | 50.4 | 38.9 | |
| YES! | 58.6 | 48.1 | 32.6 | 33.1 | 43.5 | |
| N of Valid | 152 | 81 | 129 | 121 | 483 | |
| N of Miss | 31 | 7 | 14 | 7 | 59 | |

Table 233: Do you feel very close to your father?


| Response | 6 | 8 | 10 | 12 | Total | |
|------------|------|------|------|------|-------|---|
| NO! | 13.8 | 12.2 | 16.3 | 11.6 | 13.6 |  |
| no | 7.9 | 17.1 | 14.0 | 22.3 | 14.7 | |
| yes | 28.3 | 22.0 | 38.8 | 41.3 | 33.3 | |
| YES! | 50.0 | 48.8 | 31.0 | 24.8 | 38.4 | |
| N of Valid | 152 | 82 | 129 | 121 | 484 | |
| N of Miss | 30 | 6 | 14 | 7 | 57 | |

Table 234: My parents give me lots of chances to do fun things with them.

| Response | 6 | 8 | 10 | 12 | Total | |
|------------|------|------|------|------|-------|--|
| NO! | 7.2 | 6.1 | 10.8 | 6.6 | 7.8 | |
| no | 9.2 | 14.6 | 18.5 | 17.4 | 14.6 | |
| yes | 33.3 | 31.7 | 43.8 | 47.9 | 39.5 | |
| YES! | 50.3 | 47.6 | 26.9 | 28.1 | 38.1 | |
| N of Valid | 153 | 82 | 130 | 121 | 486 | |
| N of Miss | 30 | 6 | 13 | 7 | 56 | |

Table 235: My parents ask if I've gotten my homework done.

| Response | 6 | 8 | 10 | 12 | Total | |
|------------|------|------|------|------|-------|--|
| NO! | 0.7 | 2.3 | 5.4 | 4.1 | 3.1 | |
| no | 2.7 | 8.1 | 17.7 | 35.2 | 15.8 | |
| yes | 24.7 | 40.7 | 46.2 | 32.8 | 35.2 | |
| YES! | 72.0 | 48.8 | 30.8 | 27.9 | 45.9 | |
| N of Valid | 150 | 86 | 130 | 122 | 488 | |
| N of Miss | 33 | 2 | 13 | 6 | 54 | |

Table 236: People in my family have serious arguments.

| Response | 6 | 8 | 10 | 12 | Total | |
|------------|------|------|------|------|-------|--|
| NO! | 27.0 | 31.4 | 19.4 | 19.7 | 23.9 | |
| no | 46.6 | 57.0 | 54.3 | 60.7 | 54.0 | |
| yes | 19.6 | 8.1 | 20.2 | 12.3 | 15.9 | |
| YES! | 6.8 | 3.5 | 6.2 | 7.4 | 6.2 | |
| N of Valid | 148 | 86 | 129 | 122 | 485 | |
| N of Miss | 35 | 2 | 13 | 6 | 56 | |

Table 237: Would your parents know if you did not come home on time?

| Response | 6 | 8 | 10 | 12 | Total | |
|------------|------|------|------|------|-------|--|
| NO! | 2.8 | 2.4 | 2.3 | 5.7 | 3.3 | |
| no | 7.7 | 9.4 | 14.6 | 15.6 | 11.9 | |
| yes | 28.0 | 43.5 | 50.0 | 50.8 | 42.5 | |
| YES! | 61.5 | 44.7 | 33.1 | 27.9 | 42.3 | |
| N of Valid | 143 | 85 | 130 | 122 | 480 | |
| N of Miss | 40 | 3 | 13 | 6 | 62 | |

Table 238: It is important to be honest with your parents, even if they become upset or you get punished.

| Response | 6 | 8 | 10 | 12 | Total | |
|------------|------|------|------|------|-------|--|
| NO! | 1.4 | 1.2 | 3.8 | 4.1 | 2.7 | |
| no | 6.9 | 8.2 | 12.3 | 10.7 | 9.6 | |
| yes | 26.2 | 38.8 | 50.0 | 52.1 | 41.4 | |
| YES! | 65.5 | 51.8 | 33.8 | 33.1 | 46.4 | |
| N of Valid | 145 | 85 | 130 | 121 | 481 | |
| N of Miss | 38 | 3 | 13 | 7 | 61 | |

Table 239: My parents notice when I am doing a good job and let me know about it.

| Response | 6 | 8 | 10 | 12 | Total | |
|-----------------------|------|------|------|------|-------|--|
| Never or Almost Never | 6.8 | 5.9 | 16.4 | 9.9 | 10.0 | |
| Sometimes | 29.9 | 22.4 | 32.8 | 27.3 | 28.7 | |
| Often | 28.6 | 37.6 | 23.4 | 31.4 | 29.5 | |
| All the time | 34.7 | 34.1 | 27.3 | 31.4 | 31.8 | |
| N of Valid | 147 | 85 | 128 | 121 | 481 | |
| N of Miss | 36 | 3 | 14 | 7 | 60 | |

Table 240: How often do your parents tell you they're proud of you for something you've done?


| Response | 6 | 8 | 10 | 12 | Total | |
|-----------------------|------|------|------|------|-------|---|
| Never or Almost Never | 6.2 | 4.7 | 17.2 | 10.7 | 10.0 |  |
| Sometimes | 20.0 | 24.4 | 28.1 | 23.1 | 23.8 | |
| Often | 40.7 | 32.6 | 27.3 | 28.9 | 32.7 | |
| All the time | 33.1 | 38.4 | 27.3 | 37.2 | 33.5 | |
| N of Valid | 145 | 86 | 128 | 121 | 480 | |
| N of Miss | 38 | 2 | 14 | 7 | 61 | |

Table 241: How many brothers and sisters, including stepbrothers and stepsisters, do you have that are younger than you?

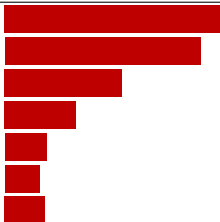
| Response | 6 | 8 | 10 | 12 | Total | |
|------------|------|------|------|------|-------|---|
| 0 | 33.1 | 28.0 | 38.0 | 31.1 | 33.1 |  |
| 1 | 29.7 | 35.4 | 24.8 | 31.1 | 29.7 | |
| 2 | 18.9 | 15.9 | 17.1 | 14.8 | 16.8 | |
| 3 | 9.5 | 6.1 | 10.1 | 9.8 | 9.1 | |
| 4 | 2.7 | 4.9 | 5.4 | 4.1 | 4.2 | |
| 5 | 3.4 | 3.7 | 1.6 | 4.1 | 3.1 | |
| 6 or more | 2.7 | 6.1 | 3.1 | 4.9 | 4.0 | |
| N of Valid | 148 | 82 | 129 | 122 | 481 | |
| N of Miss | 34 | 6 | 14 | 6 | 60 | |

Table 242: How many brothers and sisters, including stepbrothers and stepsisters, do you have that are older than you?

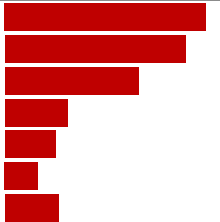
| Response | 6 | 8 | 10 | 12 | Total | |
|------------|------|------|------|------|-------|---|
| 0 | 25.2 | 27.4 | 36.4 | 33.1 | 30.6 |  |
| 1 | 26.5 | 25.0 | 29.5 | 27.3 | 27.2 | |
| 2 | 17.7 | 17.9 | 18.6 | 24.0 | 19.5 | |
| 3 | 10.2 | 13.1 | 4.7 | 4.1 | 7.7 | |
| 4 | 8.2 | 6.0 | 6.2 | 2.5 | 5.8 | |
| 5 | 2.7 | 7.1 | 2.3 | 0.8 | 2.9 | |
| 6 or more | 9.5 | 3.6 | 2.3 | 8.3 | 6.2 | |
| N of Valid | 147 | 84 | 129 | 121 | 481 | |
| N of Miss | 36 | 4 | 14 | 7 | 61 | |

Table 243: Have you changed homes in the past year (the last 12 months)?



| Response | 6 | 8 | 10 | 12 | Total | |
|------------|------|------|------|------|-------|---|
| No | 75.5 | 77.1 | 81.4 | 82.6 | 79.2 |  |
| Yes | 24.5 | 22.9 | 18.6 | 17.4 | 20.8 |  |
| N of Valid | 143 | 83 | 129 | 121 | 476 | |
| N of Miss | 40 | 5 | 14 | 7 | 66 | |

Table 244: How many times have you changed homes since kindergarten?






| Response | 6 | 8 | 10 | 12 | Total | |
|-----------------|------|------|------|------|-------|---|
| Never | 37.5 | 39.3 | 32.8 | 32.5 | 35.3 |  |
| 1 or 2 times | 28.7 | 32.1 | 29.7 | 32.5 | 30.6 |  |
| 3 or 4 times | 14.7 | 16.7 | 18.0 | 19.2 | 17.1 |  |
| 5 or 6 times | 14.7 | 3.6 | 7.8 | 10.8 | 9.8 |  |
| 7 or more times | 4.4 | 8.3 | 11.7 | 5.0 | 7.3 |  |
| N of Valid | 136 | 84 | 128 | 120 | 468 | |
| N of Miss | 47 | 4 | 14 | 8 | 73 | |

Table 245: Have you changed schools (including changing from elementary to middle and middle to high school) in the past year?



| Response | 6 | 8 | 10 | 12 | Total | |
|------------|------|------|------|------|-------|---|
| No | 51.8 | 79.3 | 66.9 | 83.6 | 68.9 |  |
| Yes | 48.2 | 20.7 | 33.1 | 16.4 | 31.1 |  |
| N of Valid | 139 | 82 | 127 | 122 | 470 | |
| N of Miss | 44 | 5 | 15 | 6 | 70 | |

Table 246: How many times have you changed schools since kindergarten (including changing from elementary to middle and middle to high school)?






| Response | 6 | 8 | 10 | 12 | Total | |
|-----------------|------|------|------|------|-------|---|
| Never | 14.8 | 27.4 | 39.8 | 35.2 | 29.0 |  |
| 1 or 2 times | 57.7 | 46.4 | 18.0 | 23.0 | 36.1 |  |
| 3 or 4 times | 18.3 | 16.7 | 19.5 | 29.5 | 21.2 |  |
| 5 or 6 times | 5.6 | 4.8 | 12.5 | 10.7 | 8.6 |  |
| 7 or more times | 3.5 | 4.8 | 10.2 | 1.6 | 5.0 |  |
| N of Valid | 142 | 84 | 128 | 122 | 476 | |
| N of Miss | 41 | 4 | 15 | 6 | 66 | |

Table 247: Has anyone in your family ever had severe alcohol or drug problems?



| Response | 6 | 8 | 10 | 12 | Total | |
|------------|------|------|------|------|-------|---|
| No | 77.3 | 66.7 | 61.4 | 60.8 | 66.9 |  |
| Yes | 22.7 | 33.3 | 38.6 | 39.2 | 33.1 |  |
| N of Valid | 141 | 84 | 127 | 120 | 472 | |
| N of Miss | 42 | 4 | 16 | 8 | 70 | |

Table 248: About how many adults (over 21) have you known personally who in the past year have: used marijuana, crack, cocaine, or other drugs?






| Response | 6 | 8 | 10 | 12 | Total | |
|------------|------|------|------|------|-------|---|
| 0 | 75.4 | 77.1 | 60.0 | 54.9 | 66.3 |  |
| 1 | 13.4 | 9.6 | 14.4 | 14.8 | 13.3 |  |
| 2 | 6.3 | 3.6 | 10.4 | 11.5 | 8.3 |  |
| 3-4 | 2.1 | 7.2 | 5.6 | 7.4 | 5.3 |  |
| 5+ | 2.8 | 2.4 | 9.6 | 11.5 | 6.8 |  |
| N of Valid | 142 | 83 | 125 | 122 | 472 | |
| N of Miss | 41 | 5 | 18 | 6 | 70 | |

Table 249: About how many adults (over 21) have you known personally who in the past year have: sold or dealt drugs?






| Response | 6 | 8 | 10 | 12 | Total | |
|------------|------|------|------|------|-------|---|
| 0 | 87.9 | 90.4 | 72.0 | 70.2 | 79.6 |  |
| 1 | 6.4 | 4.8 | 12.8 | 9.1 | 8.5 |  |
| 2 | 3.5 | 1.2 | 6.4 | 9.1 | 5.3 |  |
| 3-4 | 1.4 | 1.2 | 4.8 | 6.6 | 3.6 |  |
| 5+ | 0.7 | 2.4 | 4.0 | 5.0 | 3.0 |  |
| N of Valid | 141 | 83 | 125 | 121 | 470 | |
| N of Miss | 42 | 5 | 18 | 6 | 71 | |

Table 250: About how many adults (over 21) have you known personally who in the past year have: done other things that could get them in trouble with the police, like stealing, selling stolen goods, mugging or assaulting others, etc.?






| Response | 6 | 8 | 10 | 12 | Total | |
|------------|------|------|------|------|-------|---|
| 0 | 83.7 | 75.9 | 68.5 | 65.6 | 73.6 |  |
| 1 | 9.2 | 10.8 | 14.5 | 13.1 | 11.9 |  |
| 2 | 5.0 | 4.8 | 7.3 | 9.8 | 6.8 |  |
| 3-4 | 0.7 | 4.8 | 1.6 | 5.7 | 3.0 |  |
| 5+ | 1.4 | 3.6 | 8.1 | 5.7 | 4.7 |  |
| N of Valid | 141 | 83 | 124 | 122 | 470 | |
| N of Miss | 42 | 5 | 19 | 6 | 72 | |

Table 251: About how many adults (over 21) have you known personally who in the past year have: gotten drunk or high?






| Response | 6 | 8 | 10 | 12 | Total | |
|------------|------|------|------|------|-------|---|
| 0 | 64.8 | 42.7 | 36.3 | 34.4 | 45.5 |  |
| 1 | 17.6 | 30.5 | 23.4 | 16.4 | 21.1 |  |
| 2 | 4.9 | 7.3 | 11.3 | 10.7 | 8.5 |  |
| 3-4 | 3.5 | 6.1 | 7.3 | 13.1 | 7.4 |  |
| 5+ | 9.2 | 13.4 | 21.8 | 25.4 | 17.4 |  |
| N of Valid | 142 | 82 | 124 | 122 | 470 | |
| N of Miss | 41 | 6 | 18 | 6 | 71 | |

Table 252: Have you seen or heard information about underage drinking in the past 12 months from the following sources? Radio

| Response | 6 | 8 | 10 | 12 | Total | |
|------------|------|------|------|------|-------|--|
| No | 47.1 | 37.8 | 38.0 | 33.9 | 39.6 | |
| Yes | 52.9 | 62.2 | 62.0 | 66.1 | 60.4 | |
| N of Valid | 138 | 82 | 121 | 121 | 462 | |
| N of Miss | 45 | 6 | 21 | 7 | 79 | |

Table 253: Have you seen or heard information about underage drinking in the past 12 months from the following sources? TV.

| Response | 6 | 8 | 10 | 12 | Total | |
|------------|------|------|------|------|-------|--|
| No | 25.0 | 17.1 | 24.8 | 22.3 | 22.8 | |
| Yes | 75.0 | 82.9 | 75.2 | 77.7 | 77.2 | |
| N of Valid | 140 | 82 | 121 | 121 | 464 | |
| N of Miss | 43 | 6 | 21 | 7 | 77 | |

Table 254: Have you seen or heard information about underage drinking in the past 12 months from the following sources? Print. This includes information on underage drinking you may have seen in the newspaper, on a billboard, in pamphlets, on stickers, etc.

| Response | 6 | 8 | 10 | 12 | Total | |
|------------|------|------|------|------|-------|--|
| No | 30.9 | 43.9 | 38.8 | 35.0 | 36.4 | |
| Yes | 69.1 | 56.1 | 61.2 | 65.0 | 63.6 | |
| N of Valid | 139 | 82 | 121 | 120 | 462 | |
| N of Miss | 44 | 6 | 21 | 8 | 79 | |

Table 255: Have you seen or heard information about underage drinking in the past 12 months from the following sources? Website or social media? (Facebook, Myspace, website, etc.)

| Response | 6 | 8 | 10 | 12 | Total | |
|------------|------|------|------|------|-------|--|
| No | 43.8 | 47.5 | 35.8 | 38.7 | 41.0 | |
| Yes | 56.2 | 52.5 | 64.2 | 61.3 | 59.0 | |
| N of Valid | 137 | 80 | 120 | 119 | 456 | |
| N of Miss | 45 | 8 | 22 | 9 | 84 | |

Table 256: The next questions ask about your opinions of the information you saw or heard. If you have seen or heard more than one ad, please think about your favorite ad when answering these questions. The information about underage drinking that I saw or heard was convincing.

| Response | 6 | 8 | 10 | 12 | Total | |
|---|------|------|------|------|-------|--|
| NO! | 12.0 | 9.9 | 11.9 | 13.1 | 11.9 | |
| no | 9.8 | 11.1 | 16.1 | 22.1 | 15.0 | |
| yes | 25.6 | 29.6 | 47.5 | 43.4 | 36.8 | |
| YES! | 31.6 | 32.1 | 18.6 | 15.6 | 24.0 | |
| I have not seen or heard any ads about underage drinking in the past 12 months. | 21.1 | 17.3 | 5.9 | 5.7 | 12.3 | |
| N of Valid | 133 | 81 | 118 | 122 | 454 | |
| N of Miss | 49 | 7 | 25 | 6 | 87 | |

Table 257: The next questions ask about your opinions of the information you saw or heard. If you have seen or heard more than one ad, please think about your favorite ad when answering these questions. The information about underage drinking that I saw or heard grabbed my attention.

| Response | 6 | 8 | 10 | 12 | Total | |
|---|------|------|------|------|-------|--|
| NO! | 9.0 | 11.1 | 14.4 | 13.1 | 11.9 | |
| no | 9.7 | 17.3 | 26.3 | 19.7 | 18.0 | |
| yes | 29.1 | 25.9 | 35.6 | 43.4 | 34.1 | |
| YES! | 35.1 | 27.2 | 18.6 | 18.0 | 24.8 | |
| I have not seen or heard any ads about underage drinking in the past 12 months. | 17.2 | 18.5 | 5.1 | 5.7 | 11.2 | |
| N of Valid | 134 | 81 | 118 | 122 | 455 | |
| N of Miss | 49 | 7 | 25 | 6 | 87 | |

Table 258: The next questions ask about your opinions of the information you saw or heard. If you have seen or heard more than one ad, please think about your favorite ad when answering these questions. The information about underage drinking that I saw or heard said something important to me.

| Response | 6 | 8 | 10 | 12 | Total | |
|---|------|------|------|------|-------|--|
| NO! | 11.5 | 9.9 | 13.4 | 12.5 | 12.0 | |
| no | 7.6 | 14.8 | 26.9 | 25.0 | 18.6 | |
| yes | 24.4 | 30.9 | 36.1 | 38.3 | 32.4 | |
| YES! | 39.7 | 27.2 | 17.6 | 18.3 | 25.9 | |
| I have not seen or heard any ads about underage drinking in the past 12 months. | 16.8 | 17.3 | 5.9 | 5.8 | 11.1 | |
| N of Valid | 131 | 81 | 119 | 120 | 451 | |
| N of Miss | 52 | 7 | 24 | 8 | 91 | |

Table 259: The next questions ask about your opinions of the information you saw or heard. If you have seen or heard more than one ad, please think about your favorite ad when answering these questions. Seeing or hearing this information about underage drinking made me want to stop or decrease my drinking.










| Response | 6 | 8 | 10 | 12 | Total | |
|---|------|------|------|------|-------|---|
| NO! | 11.1 | 12.3 | 16.1 | 16.0 | 14.0 |  |
| no | 2.6 | 11.1 | 28.0 | 22.7 | 16.6 |  |
| yes | 10.3 | 16.0 | 24.6 | 30.3 | 20.7 |  |
| YES! | 46.2 | 38.3 | 20.3 | 20.2 | 30.6 |  |
| I have not seen or heard any ads about underage drinking in the past 12 months. | 29.9 | 22.2 | 11.0 | 10.9 | 18.2 |  |
| N of Valid | 117 | 81 | 118 | 119 | 435 | |
| N of Miss | 66 | 7 | 25 | 9 | 107 | |

Table 260: How honest were you in filling out this survey?

| Response | 6 | 8 | 10 | 12 | Total | |
|--------------------------------------|------|------|------|------|-------|---|
| I was very honest | 85.0 | 85.4 | 80.7 | 76.7 | 81.8 |  |
| I was honest pretty much of the time | 12.1 | 12.2 | 15.1 | 15.0 | 13.7 |  |
| I was honest some of the time | 2.9 | 1.2 | 2.5 | 6.7 | 3.5 |  |
| I was honest once in a while | 0.0 | 1.2 | 1.7 | 1.7 | 1.1 |  |
| I was not honest at all | 0.0 | 0.0 | 0.0 | 0.0 | 0.0 | |
| N of Valid | 140 | 82 | 119 | 120 | 461 | |
| N of Miss | 43 | 6 | 23 | 7 | 79 | |