

2010 APNA



Arkansas Prevention Needs Assessment Student Survey

Greene County Tables

Arkansas Department of Human Services
Division of Behavioral Sciences
Office of Alcohol and Drug Abuse Prevention

Conducted by International Survey Associates dba Pride Surveys

Contents

1	INTRODUCTION	11
2	PERCENTAGE TABLES	16

List of Tables

1	Sex	17
2	Age	17
3	Are you Hispanic or Latino?	17
4	What is your race? Black or African American	18
5	What is your race? Asian	18
6	What is your race? American Indian	18
7	What is your race? Alaska Native	18
8	What is your race? White	19
9	What is your race? Native Hawaiian or Other Pacific Islander	19
10	What is your race? Other	19
11	What is the highest level of schooling completed by your mother or father?	20
12	Think of where you live most of the time. Which of the following people live there with you? Mother	20
13	Think of where you live most of the time. Which of the following people live there with you? Stepmother	20
14	Think of where you live most of the time. Which of the following people live there with you? Foster Mother	21
15	Think of where you live most of the time. Which of the following people live there with you? Grandmother	21
16	Think of where you live most of the time. Which of the following people live there with you? Aunt	21
17	Think of where you live most of the time. Which of the following people live there with you? Father	21
18	Think of where you live most of the time. Which of the following people live there with you? Stepfather	22
19	Think of where you live most of the time. Which of the following people live there with you? Foster Father	22
20	Think of where you live most of the time. Which of the following people live there with you? Grandfather	22
21	Think of where you live most of the time. Which of the following people live there with you? Uncle	22
22	Think of where you live most of the time. Which of the following people live there with you? Other Adults	23
23	Think of where you live most of the time. Which of the following people live there with you? Brother(s)	23
24	Think of where you live most of the time. Which of the following people live there with you? Stepbrother(s)	23
25	Think of where you live most of the time. Which of the following people live there with you? Sister(s)	23
26	Think of where you live most of the time. Which of the following people live there with you? Stepsister(s)	24

27	Think of where you live most of the time. Which of the following people live there with you? Other Children	24
28	In my school, students have lots of chances to help decide things like class activities and rules.	24
29	Teachers ask me to work on special classroom projects.	24
30	My teacher(s) notices when I am doing a good job and lets me know about it.	25
31	There are lots of chances for students in my school to get involved in sports, clubs, and other school activities outside of class.	25
32	There are lots of chances for students in my school to talk with a teacher one-on-one.	25
33	I feel safe at my school.	26
34	The school lets my parents know when I have done something well.	26
35	My teachers praise me when I work hard in school.	26
36	Are your school grades better than the grades of most students in your class?	27
37	I have lots of chances to be part of class discussions or activities.	27
38	Now thinking back over the past year in school, how often did you: enjoy being in school?	27
39	Now thinking back over the past year in school, how often did you: hate being in school?	28
40	Now thinking back over the past year in school, how often did you: try to do your best work in school?	28
41	How often do you feel that the school work you are assigned is meaningful and important?	28
42	Putting them all together, what were your grades like last year?	29
43	How important do you think the things you are learning in school are going to be for your later life?	29
44	How interesting are most of your courses to you?	29
45	During the LAST FOUR WEEKS how many whole days of school have you missed because you skipped or 'cut'?	30
46	What are the chances you would be seen as cool if you: smoked cigarettes?	30
47	What are the chances you would be seen as cool if you: worked hard at school?	30
48	What are the chances you would be seen as cool if you: began drinking alcoholic beverages regularly, that is, at least once or twice a month?	31
49	What are the chances you would be seen as cool if you: defended someone who was being verbally abused at school?	31
50	What are the chances you would be seen as cool if you: smoked marijuana?	31
51	What are the chances you would be seen as cool if you: carried a handgun?	32

52	What are the chances you would be seen as cool if you: regularly volunteered to do community service?	32
53	Think of your four best friends (the friends you feel closest to). In the past year (12 months), how many of your best friends have: participated in clubs, organizations or activities at school?	32
54	Think of your four best friends (the friends you feel closest to). In the past year (12 months), how many of your best friends have: smoked cigarettes?	33
55	Think of your four best friends (the friends you feel closest to). In the past year (12 months), how many of your best friends have: tried beer, wine or hard liquor (for example, vodka, whiskey, or gin) when their parents didn't know about it?	33
56	Think of your four best friends (the friends you feel closest to). In the past year (12 months), how many of your best friends have: made a commitment to stay drug-free?	33
57	Think of your four best friends (the friends you feel closest to). In the past year (12 months), how many of your best friends have: used marijuana?	34
58	Think of your four best friends (the friends you feel closest to). In the past year (12 months), how many of your best friends have: tried to do well in school?	34
59	Think of your four best friends (the friends you feel closest to). In the past year (12 months), how many of your best friends have: used LSD, cocaine, amphetamines, or other illegal drugs?	34
60	Think of your four best friends (the friends you feel closest to). In the past year (12 months), how many of your best friends have: been suspended from school?	35
61	Think of your four best friends (the friends you feel closest to). In the past year (12 months), how many of your best friends have: liked school?	35
62	Think of your four best friends (the friends you feel closest to). In the past year (12 months), how many of your best friends have: carried a handgun?	35
63	Think of your four best friends (the friends you feel closest to). In the past year (12 months), how many of your best friends have: sold illegal drugs?	36
64	Think of your four best friends (the friends you feel closest to). In the past year (12 months), how many of your best friends have: regularly attended religious services?	36
65	Think of your four best friends (the friends you feel closest to). In the past year (12 months), how many of your best friends have: stolen or tried to steal a motor vehicle such as a car or motorcycle?	36
66	Think of your four best friends (the friends you feel closest to). In the past year (12 months), how many of your best friends have: been arrested?	37

67	Think of your four best friends (the friends you feel closest to). In the past year (12 months), how many of your best friends have: dropped out of school?	37
68	Think of your four best friends (the friends you feel closest to). In the past year (12 months), how many of your best friends have: been members of a gang?	37
69	How old were you when you first: smoked marijuana?	38
70	How old were you when you first: smoked a cigarette, even just a puff?	38
71	How old were you when you first: had more than a sip or two of beer, wine or hard liquor (for example, vodka, whiskey, or gin)? . . .	39
72	How old were you when you first: began drinking alcoholic beverages regularly, that is, at least once or twice a month?	39
73	How old were you when you first: used phenoxydine (pox, px, breeze)?	40
74	How old were you when you first: got suspended from school? . . .	40
75	How old were you when you first: got arrested?	41
76	How old were you when you first: carried a handgun?	41
77	How old were you when you first: attacked someone with the idea of seriously hurting them?	42
78	How old were you when you first: belonged to a gang?	42
79	How wrong do you think it is for someone your age to: take a handgun to school?	43
80	How wrong do you think it is for someone your age to: steal anything worth more than \$5?	43
81	How wrong do you think it is for someone your age to: pick a fight with someone?	43
82	How wrong do you think it is for someone your age to: attack someone with the idea of seriously hurting them?	44
83	How wrong do you think it is for someone your age to: stay away from school all day when their parents think they are at school? . .	44
84	How wrong do you think it is for someone your age to: drink beer, wine or hard liquor (for example, vodka, whiskey, or gin) regularly? .	44
85	How wrong do you think it is for someone your age to: smoke cigarettes?	45
86	How wrong do you think it is for someone your age to: smoke marijuana?	45
87	How wrong do you think it is for someone your age to: use LSD, cocaine, amphetamines or another illegal drug?	45
88	At school during the past 12 months, did you receive help from the resource teacher, speech therapist or other special education teacher?	46
89	How many times in the past year (12 months) have you: been suspended from school?	46
90	How many times in the past year (12 months) have you: carried a handgun?	46

91	How many times in the past year (12 months) have you: sold illegal drugs?	47
92	How many times in the past year (12 months) have you: stolen or tried to steal a motor vehicle such as a car or motorcycle?	47
93	How many times in the past year (12 months) have you: participated in clubs, organizations or activities at school?	48
94	How many times in the past year (12 months) have you: been arrested?	48
95	How many times in the past year (12 months) have you: done extra work on your own for school?	49
96	How many times in the past year (12 months) have you: attacked someone with the idea of seriously hurting them?	49
97	How many times in the past year (12 months) have you: been drunk or high at school?	50
98	How many times in the past year (12 months) have you: volunteered to do community service?	50
99	How many times in the past year (12 months) have you: taken a handgun to school?	51
100	Are you currently on probation, or assigned a probation officer with Juvenile Court?	51
101	Have you ever belonged to a gang?	51
102	If you have ever belonged to a gang, did that gang have a name? . .	52
103	How many times have you done the following things? done what feels good no matter what.	52
104	How many times have you done the following things? done something dangerous because someone dared you to do it.	52
105	How many times have you done the following things? done crazy things even if they are a little dangerous.	53
106	You're looking at CD's in a music store with a friend. You look up and see her slip a CD under her coat. She smiles and says 'Which one do you want? Go ahead, take it while nobody's around.' There is nobody in sight, no employees and no other customers. What would you do now?	53
107	You are visiting another part of town, and you don't know any of the people your age there. You are walking down the street, and some teenager you don't know is walking toward you. He is about your size, and as he is about to pass you, he deliberately bumps into you and you almost lose your balance. What would you say or do? .	53
108	You are at a party at someone's house, and one of your friends offers you a drink containing alcohol. What would you say or do?	54
109	It's 8:00 on a weeknight and you are about to go over to a friend's home when your mother asks you where you are going. You say 'Oh, just going to go hang out with some friends.' She says, 'No, you'll just get into trouble if you go out. Stay home tonight.' What would you do now?	54
110	How often do you attend religious services or activities?	54

111	I do the opposite of what people tell me, just to get them mad. . . .	55
112	I like to see how much I can get away with.	55
113	I ignore rules that get in my way.	55
114	I think sometimes it's okay to cheat at school.	56
115	It is important to think before you act.	56
116	Sometimes I think that life is not worth it.	56
117	At times I think I am no good at all.	57
118	All in all, I am inclined to think that I am a failure.	57
119	In the past year, have you felt depressed or sad MOST days, even if you felt okay sometimes?	57
120	It is all right to beat up people if they start the fight.	58
121	I think it is okay to take something without asking if you can get away with it.	58
122	Sometimes we don't know what we will do as adults, but we may have an idea. Please answer how true these statements may be for you. WHEN I AM AN ADULT I WILL: smoke cigarettes.	58
123	Sometimes we don't know what we will do as adults, but we may have an idea. Please answer how true these statements may be for you. WHEN I AM AN ADULT I WILL: drink beer, wine, or liquor.	59
124	Sometimes we don't know what we will do as adults, but we may have an idea. Please answer how true these statements may be for you. WHEN I AM AN ADULT I WILL: smoke marijuana.	59
125	Sometimes we don't know what we will do as adults, but we may have an idea. Please answer how true these statements may be for you. WHEN I AM AN ADULT I WILL: use LSD, cocaine, amphetamines or another illegal drug.	59
126	How much do you think people risk harming themselves (physically or in other ways) if they: smoked one or more packs of cigarettes per day?	60
127	How much do you think people risk harming themselves (physically or in other ways) if they: try marijuana once or twice?	60
128	How much do you think people risk harming themselves (physically or in other ways) if they: smoke marijuana regularly?	60
129	How much do you think people risk harming themselves (physically or in other ways) if they: take one or two drinks of an alcoholic beverage (beer, wine, liquor) nearly every day?	61
130	How much do you think people risk harming themselves (physically or in other ways) if they: have five or more drinks once or twice each weekend?	61
131	Have you ever used smokeless tobacco (chew, snuff, plug, dipping tobacco, or chewing tobacco)?	61
132	How often have you taken smokeless tobacco during the past 30 days?	62
133	Have you ever smoked cigarettes?	62
134	How frequently have you smoked cigarettes during the past 30 days?	62

135	Which statement best describes rules about smoking inside your home?	63
136	Which statement best describes rules about smoking in your family cars?	63
137	During this school year, were you taught in any of your classes about the dangers of tobacco use?	64
138	During the past 12 months, have you participated in any community activities to discourage people your age from using cigarettes, chewing tobacco, snuff, dip or cigars?	64
139	On how many occasions have you had alcoholic beverages (beer, wine or hard liquor) to drink in your lifetime - more than just a few sips?	64
140	On how many occasions have you had beer, wine or hard liquor to drink during the past 30 days?	65
141	On how many occasions have you used marijuana (grass, pot) or hashish (hash, hash oil) in your lifetime?	65
142	On how many occasions have you used marijuana (grass, pot) or hashish (hash, hash oil) during the past 30 days?	65
143	On how many occasions have you used LSD or other psychedelics in your lifetime?	66
144	On how many occasions have you used LSD or other psychedelics during the past 30 days?	66
145	On how many occasions have you used cocaine or crack in your lifetime?	66
146	On how many occasions have you used cocaine or crack during the past 30 days?	67
147	On how many occasions have you sniffed glue, breathed the contents of an aerosol spray can, or inhaled other gases or sprays, in order to get high in your lifetime?	67
148	On how many occasions have you sniffed glue, breathed the contents of an aerosol spray can, or inhaled other gases or sprays, in order to get high during the past 30 days?	68
149	On how many occasions have you used phenoxydine (pox, px, breeze) in your lifetime?	68
150	On how many occasions have you used phenoxydine (pox, px, breeze) during the past 30 days?	69
151	On how many occasions have you used sedatives (tranquilizers, such as Valium or Xanax, barbiturates, or sleeping pills) without a doctor telling you to take them, in your lifetime?	69
152	On how many occasions have you used sedatives (tranquilizers, such as Valium or Xanax, barbiturates, or sleeping pills) without a doctor telling you to take them, during the past 30 days?	70
153	On how many occasions have you used methamphetamines (meth, speed, crank, crystal meth) in your lifetime?	70

154	On how many occasions have you used methamphetamines (meth, speed, crank, crystal meth) in the past 30 days?	71
155	On how many occasions have you used stimulants, other than Methamphetamines (such as amphetamines, Ritalin or Dexedrine) without a doctor telling you to take them, in your lifetime?	71
156	On how many occasions have you used stimulants, other than Methamphetamines (such as amphetamines, Ritalin or Dexedrine) without a doctor telling you to take them, during the past 30 days?	72
157	On how many occasions have you used heroin or other opiates in your lifetime?	72
158	On how many occasions have you used heroin or other opiates during the past 30 days?	73
159	On how many occasions have you used MDMA ('X', 'E', or ecstasy) in your lifetime?	73
160	On how many occasions have you used MDMA ('X', 'E', or ecstasy) during the past 30 days?	73
161	On how many occasions have you taken prescription drugs (such as Valium, Xanax, Ritalin, Adderall, OxyContin, Darvocet, or sleeping pills) on your own-that is, without a doctor telling you to take them in your lifetime?	74
162	On how many occasions have you taken prescription drugs (such as Valium, Xanax, Ritalin, Adderall, OxyContin, Darvocet, or sleeping pills) on your own-that is, without a doctor telling you to take them during the past 30 days?	74
163	On how many occasions have you taken non-prescription medicines such as diet pills (for example, Dietac, Dexatrim or Prolamine), stay-awake pills (for example No-Doz, Vivarin, or Wake), or cough or cold medicines (robos, DXM, etc.) to get high in your lifetime?	75
164	On how many occasions have you taken non-prescription medicines such as diet pills (for example, Dietac, Dexatrim or Prolamine), stay-awake pills (for example No-Doz, Vivarin, or Wake), or cough or cold medicines (robos, DXM, etc.) to get high during the past 30 days?	75
165	On how many occasions have you been drunk or very high from drinking alcoholic beverages during the past 30 days?	76
166	On how many occasions have you drunk flavored alcoholic beverages, sometimes called 'alcopops' (like Mike's Hard Lemonade, Smirnoff Ice, Bacardi Breezers, etc.) in your lifetime?	76
167	On how many occasions have you drunk flavored alcoholic beverages, sometimes called 'alcopops' (like Mike's Hard Lemonade, Smirnoff Ice, Bacardi Breezers, etc.) during the past 30 days?	77
168	Think back over the last two weeks. How many times have you had five or more alcoholic drinks in a row?	77
169	During the past 30 days, how many times did you ride in a car or other vehicle driven by someone who had been drinking alcohol?	77

170	During the past 30 days, how many times did you drive a car or other vehicle when you had been drinking alcohol?	78
171	If you drank alcohol (not just a sip or taste) in the past year, how did you usually get it?	78
172	If you drank alcohol (not just a sip or taste) in the past year, where did you usually drink it?	79
173	During the last month, about how many marijuana cigarettes, or the equivalent, did you smoke a day, on the average?	79
174	How wrong would most adults (over 21) in your neighborhood think it is for kids your age: to use marijuana?	80
175	How wrong would most adults (over 21) in your neighborhood think it is for kids your age: to drink alcohol?	80
176	How wrong would most adults (over 21) in your neighborhood think it is for kids your age: to smoke cigarettes?	80
177	How much do each of the following statements describe your neighborhood? crime and/or drug selling	81
178	How much do each of the following statements describe your neighborhood? fights	81
179	How much do each of the following statements describe your neighborhood? lots of empty or abandoned buildings	81
180	How much do each of the following statements describe your neighborhood? lots of graffiti	82
181	If I had to move, I would miss the neighborhood I now live in.	82
182	My neighbors notice when I am doing a good job and let me know about it.	82
183	I like my neighborhood.	83
184	There are lots of adults in my neighborhood I could talk to about something important.	83
185	I'd like to get out of my neighborhood.	83
186	There are people in my neighborhood who are proud of me when I do something well.	84
187	There are people in my neighborhood who encourage me to do my best.	84
188	I feel safe in my neighborhood.	84
189	Which of the following activities for people your age are available in your community? sports teams?	85
190	Which of the following activities for people your age are available in your community? scouting?	85
191	Which of the following activities for people your age are available in your community? boys and girls clubs?	85
192	Which of the following activities for people your age are available in your community? 4-H clubs?	85
193	Which of the following activities for people your age are available in your community? service clubs?	86

194	If a kid smoked marijuana in your neighborhood would he or she be caught by the police?	86
195	If a kid drank some beer, wine or hard liquor (for example, vodka, whiskey, or gin) in your neighborhood would he or she be caught by the police?	86
196	If a kid carried a handgun in your neighborhood would he or she be caught by the police?	87
197	If you wanted to get some cigarettes, how easy would it be for you to get some?	87
198	If you wanted to get some beer, wine or hard liquor (for example, vodka, whiskey, or gin), how easy would it be for you to get some?	87
199	If you wanted to get a drug like cocaine, LSD, or amphetamines, how easy would it be for you to get some?	88
200	If you wanted to get a handgun, how easy would it be for you to get one?	88
201	If you wanted to get some marijuana, how easy would it be for you to get some?	88
202	During the past 12 months, have you participated in any alcohol prevention programs or seen any alcohol prevention messages in your school or community? Yes, a school-based program focused on preventing underage drinking and/or drinking and driving.	89
203	During the past 12 months, have you participated in any alcohol prevention programs or seen any alcohol prevention messages in your school or community? Yes, a community-based program focused on preventing underage drinking and/or drinking and driving (for example, through your church or temple or through youth groups like Boys and Girls Club or 4-H).	89
204	During the past 12 months, have you participated in any alcohol prevention programs or seen any alcohol prevention messages in your school or community? Yes, a media campaign addressing underage drinking and/or drinking and driving (for example, newspaper ads, posters, pamphlets, radio, TV).	89
205	During the past 12 months, have you participated in any alcohol prevention programs or seen any alcohol prevention messages in your school or community? No	89
206	How wrong do your parents feel it would be for YOU to: drink beer, wine or hard liquor (for example, vodka, whiskey or gin) regularly?	90
207	How wrong do your parents feel it would be for YOU to: smoke cigarettes?	90
208	How wrong do your parents feel it would be for YOU to: smoke marijuana?	90
209	How wrong do your parents feel it would be for YOU to: steal something worth more than \$5?	91

210	How wrong do your parents feel it would be for YOU to: draw graffiti, write things, or draw pictures on buildings or other property (without the owner's permission)?	91
211	How wrong do your parents feel it would be for YOU to: pick a fight with someone?	91
212	During the past 12 months, have you talked with at least one of your parents about the dangers of underage drinking and/or drinking and driving? By parents, we mean either your biological parents, adoptive parents, stepparents, or adult guardians - whether or not they live with you.	92
213	Have any of your brothers or sisters ever: drunk beer, wine or hard liquor (for example, vodka, whiskey or gin)?	92
214	Have any of your brothers or sisters ever: smoked marijuana?	92
215	Have any of your brothers or sisters ever: smoked cigarettes?	92
216	Have any of your brothers or sisters ever: taken a handgun to school?	93
217	Have any of your brothers or sisters ever: been suspended or expelled from school?	93
218	The rules in my family are clear.	93
219	People in my family often insult or yell at each other.	94
220	When I am not at home, one of my parents knows where I am and who I am with.	94
221	We argue about the same things in my family over and over.	94
222	If you drank some beer or wine or liquor (for example, vodka, whiskey, or gin) without your parents' permission, would you be caught by your parents?	95
223	My family has clear rules about alcohol and drug use.	95
224	If you carried a handgun without your parents' permission, would you be caught by your parents?	95
225	If you skipped school would you be caught by your parents?	96
226	Do you feel very close to your mother?	96
227	Do you share your thoughts and feelings with your mother?	96
228	My parents ask me what I think before most family decisions affecting me are made.	97
229	Do you share your thoughts and feelings with your father?	97
230	Do you enjoy spending time with your mother?	97
231	Do you enjoy spending time with your father?	98
232	If I had a personal problem, I could ask my mom or dad for help.	98
233	Do you feel very close to your father?	98
234	My parents give me lots of chances to do fun things with them.	99
235	My parents ask if I've gotten my homework done.	99
236	People in my family have serious arguments.	99
237	Would your parents know if you did not come home on time?	100
238	It is important to be honest with your parents, even if they become upset or you get punished.	100

239	My parents notice when I am doing a good job and let me know about it.	100
240	How often do your parents tell you they're proud of you for something you've done?	101
241	How many brothers and sisters, including stepbrothers and sisters, do you have that are younger than you?	101
242	How many brothers and sisters, including stepbrothers and sisters, do you have that are older than you?	101
243	Have you changed homes in the past year (the last 12 months)?	102
244	How many times have you changed homes since kindergarten?	102
245	Have you changed schools (including changing from elementary to middle and middle to high school) in the past year?	102
246	How many times have you changed schools since kindergarten (including changing from elementary to middle and middle to high school)?	103
247	Has anyone in your family ever had severe alcohol or drug problems?	103
248	About how many adults (over 21) have you known personally who in the past year have: used marijuana, crack, cocaine, or other drugs?	103
249	About how many adults (over 21) have you known personally who in the past year have: sold or dealt drugs?	104
250	About how many adults (over 21) have you known personally who in the past year have: done other things that could get them in trouble with the police, like stealing, selling stolen goods, mugging or assaulting others, etc.?	104
251	About how many adults (over 21) have you known personally who in the past year have: gotten drunk or high?	104
252	Have you seen or heard information about underage drinking in the past 12 months from the following sources? Radio	105
253	Have you seen or heard information about underage drinking in the past 12 months from the following sources? TV.	105
254	Have you seen or heard information about underage drinking in the past 12 months from the following sources? Print. This includes information on underage drinking you may have seen in the newspaper, on a billboard, in pamphlets, on stickers, etc.	105
255	Have you seen or heard information about underage drinking in the past 12 months from the following sources? Website or social media? (Facebook, Myspace, website, etc.)	105
256	The next questions ask about your opinions of the information you saw or heard. If you have seen or heard more than one ad, please think about your favorite ad when answering these questions. The information about underage drinking that I saw or heard was convincing.	106

257	The next questions ask about your opinions of the information you saw or heard. If you have seen or heard more than one ad, please think about your favorite ad when answering these questions. The information about underage drinking that I saw or heard grabbed my attention.	106
258	The next questions ask about your opinions of the information you saw or heard. If you have seen or heard more than one ad, please think about your favorite ad when answering these questions. The information about underage drinking that I saw or heard said something important to me.	106
259	The next questions ask about your opinions of the information you saw or heard. If you have seen or heard more than one ad, please think about your favorite ad when answering these questions. Seeing or hearing this information about underage drinking made me want to stop or decrease my drinking.	107
260	How honest were you in filling out this survey?	107

List of Figures

1	Grade Chart	12
2	Gender Chart	13
3	Age Chart	14
4	Ethnic Origin Chart	15

1 INTRODUCTION

This report was generated from data collected on the *2010 Arkansas Prevention Needs Assessment Student Survey*. This report contains basic frequency tables of all data collected and graphs on the selected demographic variables of grade, gender, age and ethnic origin. The graph on ethnic origin is represented as a bar chart rather than as a pie chart. This is because students were allowed to mark more than one response for ethnic origin as opposed to being allowed to mark only one response. The bars represent the percent of students who marked each of the ethnic categories.

Questions regarding the information found in this report can be directed to:

Pride Surveys

160 Vanderbilt Court
Bowling Green, KY 42103
1-800-279-6361
www.pridesurveys.com

Grade Chart

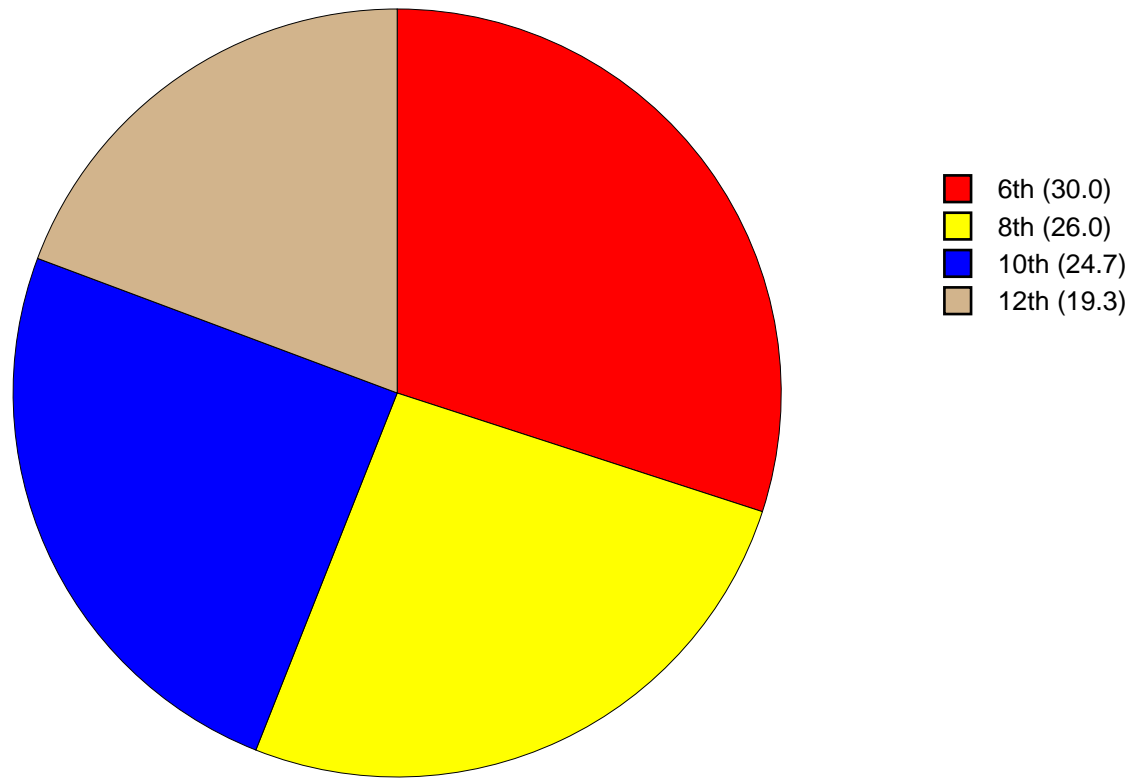


Figure 1: Grade Chart

Gender Chart

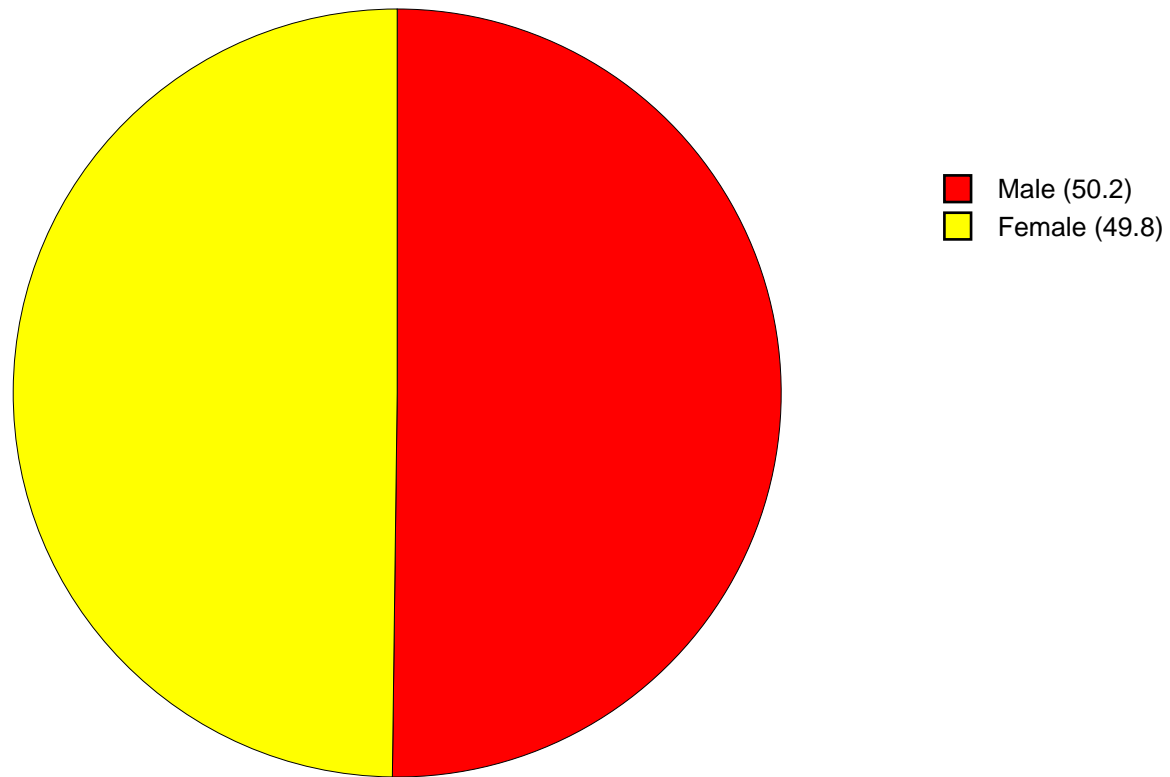


Figure 2: Gender Chart

Age Chart

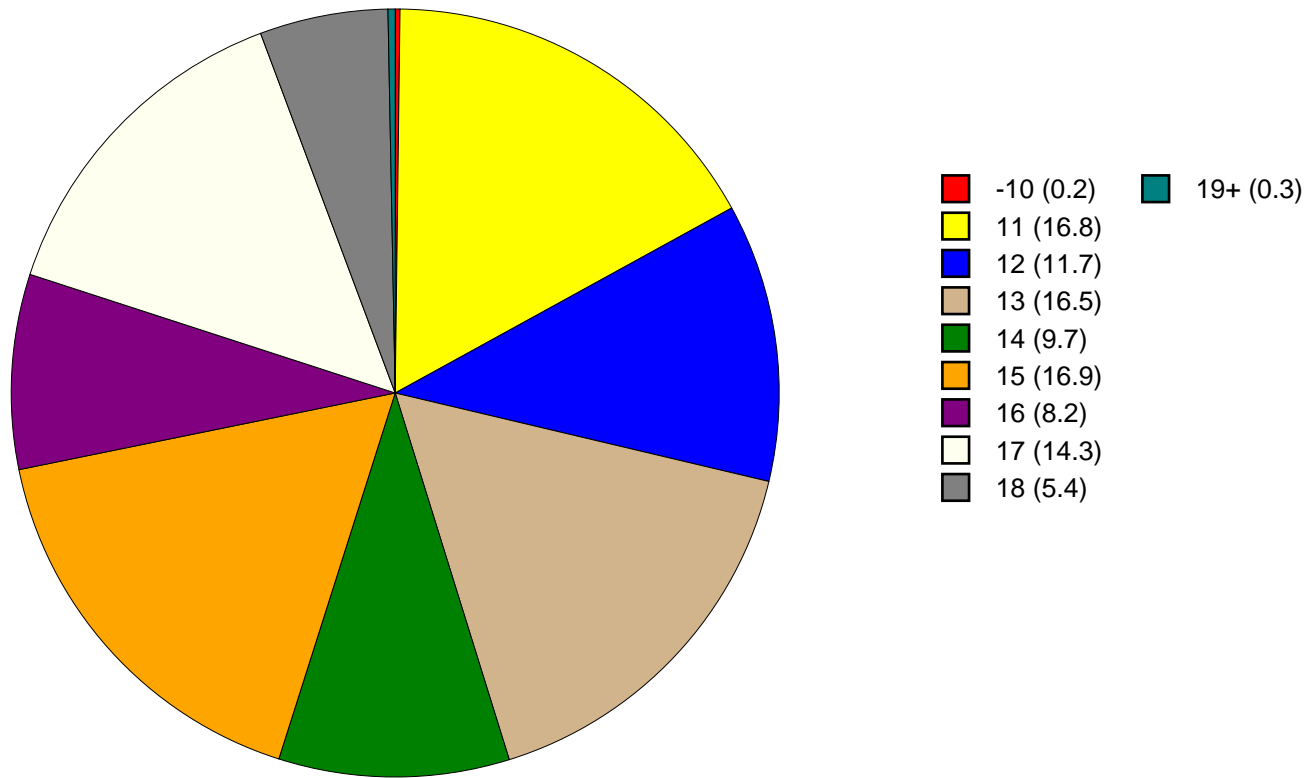


Figure 3: Age Chart

Ethnic Origin Chart

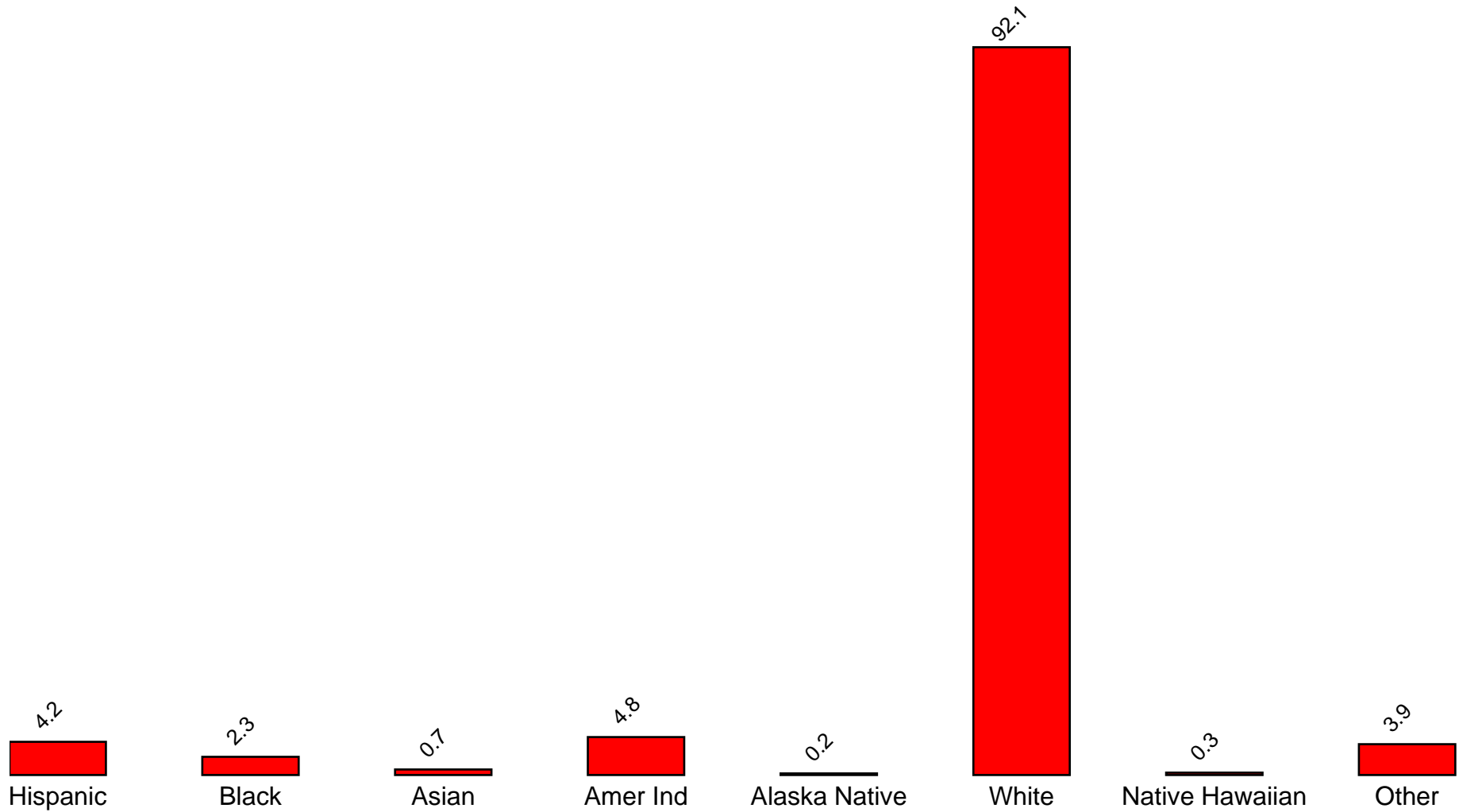


Figure 4: Ethnic Origin Chart

2 PERCENTAGE TABLES

The following tables contain frequency distribution detailing how your students responded to each question on the survey. The tables appear in the same order as the questions on the survey. The tables include breakdowns by grade level as well as overall percentages. The *N of Valid* row is a frequency count of the number of valid responses to each question for each grade and overall. The *N of Miss* row is a frequency count of the number of invalid (marked more than one response) or missing (i.e. did not respond) responses to each question for each grade and overall.

For the questions that allowed more than one response (i.e. race, live with, etc.) each response becomes a separate table. If a student did not mark the response, that was counted as a NO response, and if they did mark the response, that was counted as a YES response. Since a non response is a valid response for these questions, the *N of Miss* will always be zero for these questions.

Table 1: Sex



Response	6	8	10	12	Total	
Male	53.2	52.9	45.4	48.2	50.2	
Female	46.8	47.1	54.6	51.8	49.8	
N of Valid	438	380	359	282	1459	
N of Miss	3	2	4	2	11	

Table 2: Age











Response	6	8	10	12	Total	
10 or younger	0.7	0.0	0.0	0.0	0.2	
11	56.0	0.0	0.0	0.0	16.8	
12	38.8	0.0	0.0	0.0	11.7	
13	4.5	58.4	0.0	0.0	16.5	
14	0.0	37.1	0.3	0.0	9.7	
15	0.0	4.5	63.8	0.0	16.9	
16	0.0	0.0	32.9	0.7	8.2	
17	0.0	0.0	3.0	70.1	14.3	
18	0.0	0.0	0.0	27.8	5.4	
19 or older	0.0	0.0	0.0	1.4	0.3	
N of Valid	441	380	362	284	1467	
N of Miss	0	2	1	0	3	

Table 3: Are you Hispanic or Latino?



Response	6	8	10	12	Total	
No	95.4	95.7	95.1	97.4	95.8	
Yes	4.6	4.3	4.9	2.6	4.2	
N of Valid	391	372	347	273	1383	
N of Miss	50	10	16	11	87	

Table 4: What is your race? Black or African American



Response	6	8	10	12	Total	
No	96.1	97.9	98.3	98.9	97.7	
Yes	3.9	2.1	1.7	1.1	2.3	
N of Valid	441	382	363	284	1470	
N of Miss	0	0	0	0	0	

Table 5: What is your race? Asian



Response	6	8	10	12	Total	
No	99.8	99.0	98.6	99.6	99.3	
Yes	0.2	1.0	1.4	0.4	0.7	
N of Valid	441	382	363	284	1470	
N of Miss	0	0	0	0	0	

Table 6: What is your race? American Indian



Response	6	8	10	12	Total	
No	92.7	95.0	97.0	97.2	95.2	
Yes	7.3	5.0	3.0	2.8	4.8	
N of Valid	441	382	363	284	1470	
N of Miss	0	0	0	0	0	

Table 7: What is your race? Alaska Native



Response	6	8	10	12	Total	
No	99.8	99.7	100.0	99.6	99.8	
Yes	0.2	0.3	0.0	0.4	0.2	
N of Valid	441	382	363	284	1470	
N of Miss	0	0	0	0	0	

Table 8: What is your race? White



Response	6	8	10	12	Total	
No	12.2	6.5	6.6	4.6	7.9	
Yes	87.8	93.5	93.4	95.4	92.1	
N of Valid	441	382	363	284	1470	
N of Miss	0	0	0	0	0	

Table 9: What is your race? Native Hawaiian or Other Pacific Islander



Response	6	8	10	12	Total	
No	99.5	99.7	99.7	100.0	99.7	
Yes	0.5	0.3	0.3	0.0	0.3	
N of Valid	441	382	363	284	1470	
N of Miss	0	0	0	0	0	

Table 10: What is your race? Other



Response	6	8	10	12	Total	
No	95.0	97.4	95.0	97.5	96.1	
Yes	5.0	2.6	5.0	2.5	3.9	
N of Valid	441	382	363	284	1470	
N of Miss	0	0	0	0	0	

Table 11: What is the highest level of schooling completed by your mother or father?









Response	6	8	10	12	Total	
Completed grade school or less	1.7	0.8	0.6	0.0	0.8	
Some high school	5.0	4.7	8.6	15.2	7.8	
Completed high school	14.1	21.4	24.9	24.1	20.7	
Some college	12.6	20.8	17.1	24.1	18.2	
Completed college	21.0	20.6	26.5	21.3	22.3	
Graduate or professional school after college	6.2	7.4	8.6	9.9	7.8	
Don't know	37.9	23.7	13.0	3.5	21.2	
Does not apply	1.4	0.5	0.8	1.8	1.1	
N of Valid	419	379	362	282	1442	
N of Miss	15	3	1	1	19	

Table 12: Think of where you live most of the time. Which of the following people live there with you? Mother



Response	6	8	10	12	Total	
No	15.0	15.7	16.8	19.0	16.4	
Yes	85.0	84.3	83.2	81.0	83.6	
N of Valid	441	382	363	284	1470	
N of Miss	0	0	0	0	0	

Table 13: Think of where you live most of the time. Which of the following people live there with you? Stepmother



Response	6	8	10	12	Total	
No	94.8	90.8	92.0	91.9	92.5	
Yes	5.2	9.2	8.0	8.1	7.5	
N of Valid	441	382	363	284	1470	
N of Miss	0	0	0	0	0	

Table 14: Think of where you live most of the time. Which of the following people live there with you? Foster Mother



Response	6	8	10	12	Total	
No	100.0	99.7	99.2	100.0	99.7	
Yes	0.0	0.3	0.8	0.0	0.3	
N of Valid	441	382	363	284	1470	
N of Miss	0	0	0	0	0	

Table 15: Think of where you live most of the time. Which of the following people live there with you? Grandmother



Response	6	8	10	12	Total	
No	88.2	88.5	92.8	93.0	90.3	
Yes	11.8	11.5	7.2	7.0	9.7	
N of Valid	441	382	363	284	1470	
N of Miss	0	0	0	0	0	

Table 16: Think of where you live most of the time. Which of the following people live there with you? Aunt



Response	6	8	10	12	Total	
No	96.8	97.1	98.6	98.6	97.7	
Yes	3.2	2.9	1.4	1.4	2.3	
N of Valid	441	382	363	284	1470	
N of Miss	0	0	0	0	0	

Table 17: Think of where you live most of the time. Which of the following people live there with you? Father



Response	6	8	10	12	Total	
No	45.8	36.9	47.1	40.1	42.7	
Yes	54.2	63.1	52.9	59.9	57.3	
N of Valid	441	382	363	284	1470	
N of Miss	0	0	0	0	0	

Table 18: Think of where you live most of the time. Which of the following people live there with you? Stepfather



Response	6	8	10	12	Total	
No	82.8	82.2	83.7	84.9	83.3	
Yes	17.2	17.8	16.3	15.1	16.7	
N of Valid	441	382	363	284	1470	
N of Miss	0	0	0	0	0	

Table 19: Think of where you live most of the time. Which of the following people live there with you? Foster Father



Response	6	8	10	12	Total	
No	100.0	99.7	99.7	100.0	99.9	
Yes	0.0	0.3	0.3	0.0	0.1	
N of Valid	441	382	363	284	1470	
N of Miss	0	0	0	0	0	

Table 20: Think of where you live most of the time. Which of the following people live there with you? Grandfather



Response	6	8	10	12	Total	
No	92.7	91.6	95.0	95.4	93.5	
Yes	7.3	8.4	5.0	4.6	6.5	
N of Valid	441	382	363	284	1470	
N of Miss	0	0	0	0	0	

Table 21: Think of where you live most of the time. Which of the following people live there with you? Uncle



Response	6	8	10	12	Total	
No	96.4	97.1	97.8	98.9	97.4	
Yes	3.6	2.9	2.2	1.1	2.6	
N of Valid	441	382	363	284	1470	
N of Miss	0	0	0	0	0	

Table 22: Think of where you live most of the time. Which of the following people live there with you? Other Adults



Response	6	8	10	12	Total	
No	97.3	97.6	96.7	97.5	97.3	
Yes	2.7	2.4	3.3	2.5	2.7	
N of Valid	441	382	363	284	1470	
N of Miss	0	0	0	0	0	

Table 23: Think of where you live most of the time. Which of the following people live there with you? Brother(s)



Response	6	8	10	12	Total	
No	59.6	56.8	60.9	63.4	59.9	
Yes	40.4	43.2	39.1	36.6	40.1	
N of Valid	441	382	363	284	1470	
N of Miss	0	0	0	0	0	

Table 24: Think of where you live most of the time. Which of the following people live there with you? Stepbrother(s)



Response	6	8	10	12	Total	
No	94.8	91.6	93.9	94.0	93.6	
Yes	5.2	8.4	6.1	6.0	6.4	
N of Valid	441	382	363	284	1470	
N of Miss	0	0	0	0	0	

Table 25: Think of where you live most of the time. Which of the following people live there with you? Sister(s)



Response	6	8	10	12	Total	
No	57.1	55.8	65.6	70.4	61.4	
Yes	42.9	44.2	34.4	29.6	38.6	
N of Valid	441	382	363	284	1470	
N of Miss	0	0	0	0	0	

Table 26: Think of where you live most of the time. Which of the following people live there with you? Stepsister(s)

Response	6	8	10	12	Total	
No	96.4	93.2	93.7	95.1	94.6	
Yes	3.6	6.8	6.3	4.9	5.4	
N of Valid	441	382	363	284	1470	
N of Miss	0	0	0	0	0	

Table 27: Think of where you live most of the time. Which of the following people live there with you? Other Children

Response	6	8	10	12	Total	
No	98.2	97.4	97.8	94.7	97.2	
Yes	1.8	2.6	2.2	5.3	2.8	
N of Valid	441	382	363	284	1470	
N of Miss	0	0	0	0	0	

Table 28: In my school, students have lots of chances to help decide things like class activities and rules.

Response	6	8	10	12	Total	
NO!	17.2	12.9	12.2	15.5	14.5	
no	44.4	37.6	31.5	29.6	36.5	
yes	31.4	44.2	42.5	42.3	39.6	
YES!	7.0	5.3	13.8	12.7	9.3	
N of Valid	430	380	362	284	1456	
N of Miss	10	2	1	0	13	

Table 29: Teachers ask me to work on special classroom projects.

Response	6	8	10	12	Total	
NO!	7.0	10.2	10.5	12.7	9.8	
no	32.7	42.8	38.8	47.2	39.7	
yes	51.3	40.2	43.2	33.1	42.8	
YES!	9.0	6.8	7.5	7.0	7.7	
N of Valid	431	381	361	284	1457	
N of Miss	10	1	2	0	13	

Table 30: My teacher(s) notices when I am doing a good job and lets me know about it.

Response	6	8	10	12	Total	
NO!	2.8	6.3	6.1	9.6	5.9	
no	19.5	23.5	28.0	23.4	23.4	
yes	53.7	50.4	45.7	58.2	51.7	
YES!	24.0	19.8	20.2	8.9	19.0	
N of Valid	430	379	361	282	1452	
N of Miss	10	2	2	2	16	

Table 31: There are lots of chances for students in my school to get involved in sports, clubs, and other school activities outside of class.

Response	6	8	10	12	Total	
NO!	3.0	1.3	1.9	1.4	2.0	
no	12.3	3.4	5.0	6.7	7.1	
yes	42.9	34.2	34.0	39.6	37.8	
YES!	41.8	61.1	59.1	52.3	53.2	
N of Valid	431	380	362	283	1456	
N of Miss	10	2	1	1	14	

Table 32: There are lots of chances for students in my school to talk with a teacher one-on-one.

Response	6	8	10	12	Total	
NO!	3.0	4.7	5.5	3.9	4.3	
no	14.6	17.9	20.4	18.7	17.7	
yes	50.1	55.1	53.9	55.1	53.3	
YES!	32.3	22.2	20.2	22.3	24.7	
N of Valid	431	379	362	283	1455	
N of Miss	9	3	1	1	14	

Table 33: I feel safe at my school.


Response	6	8	10	12	Total	
NO!	3.5	5.3	6.9	8.8	5.9	
no	7.4	10.2	11.1	13.1	10.2	
yes	33.6	49.2	54.2	48.4	45.6	
YES!	55.5	35.3	27.8	29.7	38.3	
N of Valid	431	374	360	283	1448	
N of Miss	9	7	3	1	20	

Table 34: The school lets my parents know when I have done something well.


Response	6	8	10	12	Total	
NO!	10.6	16.2	16.0	20.1	15.3	
no	35.1	41.1	49.7	46.3	42.5	
yes	40.3	33.2	26.8	27.2	32.5	
YES!	13.9	9.5	7.5	6.4	9.7	
N of Valid	424	377	362	283	1446	
N of Miss	16	5	1	1	23	

Table 35: My teachers praise me when I work hard in school.


Response	6	8	10	12	Total	
NO!	15.9	16.8	13.0	14.8	15.2	
no	38.0	40.5	43.5	41.9	40.8	
yes	37.5	36.0	34.9	39.8	36.9	
YES!	8.6	6.7	8.6	3.5	7.1	
N of Valid	421	375	361	284	1441	
N of Miss	18	7	2	0	27	

Table 36: Are your school grades better than the grades of most students in your class?

Response	6	8	10	12	Total
NO!	9.5	7.7	9.2	6.7	8.4
no	35.5	28.0	28.3	25.4	29.8
yes	41.0	50.4	45.0	50.5	46.3
YES!	14.0	14.0	17.5	17.3	15.5
N of Valid	422	379	360	283	1444
N of Miss	17	3	2	1	23

Table 37: I have lots of chances to be part of class discussions or activities.

Response	6	8	10	12	Total
NO!	5.6	3.7	2.2	6.0	4.3
no	15.9	16.8	14.4	15.8	15.7
yes	51.7	57.1	58.3	59.5	56.3
YES!	26.8	22.4	25.1	18.7	23.6
N of Valid	429	380	362	284	1455
N of Miss	10	2	1	0	13

Table 38: Now thinking back over the past year in school, how often did you: enjoy being in school?

Response	6	8	10	12	Total
Never	9.2	7.3	12.1	7.4	9.1
Seldom	6.4	12.6	11.0	18.7	11.5
Sometimes	33.0	37.3	36.6	44.0	37.2
Often	28.9	29.7	30.9	21.8	28.2
Almost always	22.5	13.1	9.4	8.1	14.0
N of Valid	436	381	363	284	1464
N of Miss	4	1	0	0	5

Table 39: Now thinking back over the past year in school, how often did you: hate being in school?

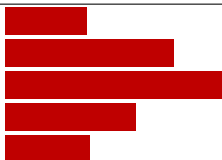
Response	6	8	10	12	Total	
Never	19.8	8.1	6.6	6.4	10.9	
Seldom	28.2	27.0	26.6	17.0	25.3	
Sometimes	29.6	34.0	32.7	39.2	33.4	
Often	10.3	19.4	21.9	28.3	19.0	
Almost always	12.1	11.5	12.2	9.2	11.4	
N of Valid	429	382	361	283	1455	
N of Miss	10	0	2	1	13	

Table 40: Now thinking back over the past year in school, how often did you: try to do your best work in school?


Response	6	8	10	12	Total	
Never	0.2	1.3	1.1	1.8	1.0	
Seldom	0.5	1.8	4.2	4.9	2.6	
Sometimes	7.4	10.0	17.8	17.3	12.6	
Often	17.9	23.4	29.2	40.5	26.5	
Almost always	74.0	63.5	47.8	35.6	57.3	
N of Valid	430	381	360	284	1455	
N of Miss	11	1	3	0	15	

Table 41: How often do you feel that the school work you are assigned is meaningful and important?

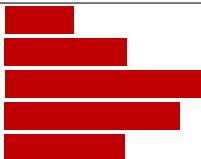
Response	6	8	10	12	Total	
Never	5.6	10.8	8.4	11.6	8.8	
Seldom	8.0	14.4	22.0	31.0	17.6	
Sometimes	22.0	31.5	32.6	36.3	29.9	
Often	31.6	26.8	27.9	16.2	26.4	
Almost always	32.8	16.5	9.2	4.9	17.2	
N of Valid	427	381	359	284	1451	
N of Miss	13	1	4	0	18	

Table 42: Putting them all together, what were your grades like last year?

Response	6	8	10	12	Total	
Mostly F's	2.3	0.8	1.4	0.4	1.3	
Mostly D's	3.8	2.9	5.6	2.1	3.7	
Mostly C's	14.0	17.8	19.4	22.8	18.1	
Mostly B's	40.5	39.4	37.4	38.4	39.0	
Mostly A's	39.5	39.1	36.2	36.3	37.9	
N of Valid	400	376	356	281	1413	
N of Miss	10	6	7	3	10	

Table 43: How important do you think the things you are learning in school are going to be for your later life?

Response	6	8	10	12	Total	
Very important	55.3	33.3	19.8	8.1	31.6	
Quite important	22.7	29.1	27.5	22.5	25.5	
Fairly important	15.3	24.4	29.2	36.6	25.3	
Slightly important	4.2	8.9	20.4	25.7	13.6	
Not at all important	2.5	4.2	3.0	7.0	4.0	
N of Valid	432	381	363	284	1460	
N of Miss	9	1	0	0	10	

Table 44: How interesting are most of your courses to you?

Response	6	8	10	12	Total	
Very interesting and stimulating	16.9	8.7	6.6	6.4	10.1	
Quite interesting	33.1	30.3	24.3	16.3	26.9	
Fairly interesting	31.9	35.5	40.3	41.7	36.9	
Slightly dull	11.5	17.6	19.3	24.0	17.5	
Very dull	6.6	7.9	9.4	11.7	8.6	
N of Valid	426	380	362	283	1451	
N of Miss	13	2	1	1	16	

Table 45: During the LAST FOUR WEEKS how many whole days of school have you missed because you skipped or 'cut'?








Response	6	8	10	12	Total	
None	71.8	73.8	77.7	67.5	72.9	
1	11.3	13.9	8.8	13.4	11.8	
2	8.1	5.2	5.8	6.4	6.4	
3	3.2	3.1	4.7	3.5	3.6	
4-5	5.1	2.1	1.4	5.7	3.5	
6-10	0.5	1.0	0.6	1.8	0.9	
11 or more	0.0	0.8	1.1	1.8	0.8	
N of Valid	433	381	363	283	1460	
N of Miss	7	1	0	1	9	

Table 46: What are the chances you would be seen as cool if you: smoked cigarettes?






Response	6	8	10	12	Total	
No or very little chance	89.4	71.2	61.4	66.0	73.1	
Little chance	6.1	15.1	21.2	14.2	13.8	
Some chance	2.6	7.9	8.8	11.7	7.3	
Pretty good chance	0.9	3.2	6.3	4.6	3.6	
Very good chance	0.9	2.6	2.2	3.5	2.2	
N of Valid	426	378	363	282	1449	
N of Miss	10	4	0	1	15	

Table 47: What are the chances you would be seen as cool if you: worked hard at school?






Response	6	8	10	12	Total	
No or very little chance	6.6	10.0	12.1	15.9	10.7	
Little chance	6.6	17.9	19.8	22.6	16.0	
Some chance	18.2	25.9	28.7	30.0	25.1	
Pretty good chance	28.6	26.6	23.4	18.7	24.9	
Very good chance	40.0	19.5	16.0	12.7	23.3	
N of Valid	423	379	363	283	1448	
N of Miss	16	3	0	1	20	

Table 48: What are the chances you would be seen as cool if you: began drinking alcoholic beverages regularly, that is, at least once or twice a month?


Response	6	8	10	12	Total	
No or very little chance	87.1	66.8	45.2	39.2	62.0	
Little chance	7.2	14.2	19.3	13.4	13.3	
Some chance	2.8	9.5	14.3	20.5	10.9	
Pretty good chance	1.6	5.8	12.1	18.4	8.6	
Very good chance	1.2	3.7	9.1	8.5	5.2	
N of Valid	428	379	363	283	1453	
N of Miss	11	3	0	1	15	

Table 49: What are the chances you would be seen as cool if you: defended someone who was being verbally abused at school?


Response	6	8	10	12	Total	
No or very little chance	13.6	11.1	13.5	13.8	13.0	
Little chance	8.5	12.4	17.6	18.8	13.8	
Some chance	18.8	23.0	20.9	25.9	21.8	
Pretty good chance	22.8	25.1	29.5	27.0	25.9	
Very good chance	36.2	28.3	18.5	14.5	25.5	
N of Valid	425	378	363	282	1448	
N of Miss	15	4	0	2	21	

Table 50: What are the chances you would be seen as cool if you: smoked marijuana?


Response	6	8	10	12	Total	
No or very little chance	93.6	73.6	53.7	48.4	69.5	
Little chance	3.5	10.8	17.1	13.4	10.8	
Some chance	1.4	7.1	11.3	13.4	7.7	
Pretty good chance	0.7	3.7	8.3	12.4	5.7	
Very good chance	0.7	4.7	9.6	12.4	6.3	
N of Valid	423	379	363	283	1448	
N of Miss	18	3	0	1	22	

Table 51: What are the chances you would be seen as cool if you: carried a handgun?






Response	6	8	10	12	Total	
No or very little chance	84.3	79.6	75.9	68.7	77.9	
Little chance	8.1	9.8	9.7	11.0	9.5	
Some chance	3.8	5.3	5.5	8.2	5.5	
Pretty good chance	1.9	2.4	3.9	4.6	3.1	
Very good chance	1.9	2.9	5.0	7.5	4.0	
N of Valid	421	378	361	281	1441	
N of Miss	19	4	1	3	27	

Table 52: What are the chances you would be seen as cool if you: regularly volunteered to do community service?






Response	6	8	10	12	Total	
No or very little chance	26.7	26.7	24.5	29.0	26.6	
Little chance	15.8	23.0	23.4	21.2	20.6	
Some chance	20.0	23.3	27.5	30.4	24.7	
Pretty good chance	19.3	16.4	15.7	12.7	16.4	
Very good chance	18.3	10.6	8.8	6.7	11.7	
N of Valid	431	378	363	283	1455	
N of Miss	10	4	0	1	15	

Table 53: Think of your four best friends (the friends you feel closest to). In the past year (12 months), how many of your best friends have: participated in clubs, organizations or activities at school?






Response	6	8	10	12	Total	
0	19.2	10.3	11.0	8.5	12.8	
1	15.9	8.0	9.1	8.5	10.7	
2	16.6	16.4	13.5	14.2	15.3	
3	15.9	14.6	13.5	14.5	14.7	
4	32.3	50.7	52.8	54.3	46.5	
N of Valid	427	377	362	282	1448	
N of Miss	14	5	1	2	22	

Table 54: Think of your four best friends (the friends you feel closest to). In the past year (12 months), how many of your best friends have: smoked cigarettes?






Response	6	8	10	12	Total	
0	88.1	67.6	54.6	45.0	66.1	
1	6.5	13.3	16.4	21.6	13.7	
2	2.6	6.6	10.0	17.0	8.3	
3	1.4	5.0	8.6	5.0	4.8	
4	1.4	7.4	10.3	11.3	7.1	
N of Valid	430	377	359	282	1448	
N of Miss	11	5	4	2	22	

Table 55: Think of your four best friends (the friends you feel closest to). In the past year (12 months), how many of your best friends have: tried beer, wine or hard liquor (for example, vodka, whiskey, or gin) when their parents didn't know about it?






Response	6	8	10	12	Total	
0	85.5	61.8	34.1	21.3	54.1	
1	7.2	11.7	15.5	13.1	11.6	
2	3.9	8.2	17.2	18.4	11.1	
3	1.2	6.6	10.5	15.2	7.6	
4	2.3	11.7	22.7	31.9	15.6	
N of Valid	433	377	361	282	1453	
N of Miss	8	5	2	2	17	

Table 56: Think of your four best friends (the friends you feel closest to). In the past year (12 months), how many of your best friends have: made a commitment to stay drug-free?






Response	6	8	10	12	Total	
0	9.1	20.6	28.6	31.0	21.2	
1	6.5	10.2	12.5	16.7	10.9	
2	6.3	6.7	11.9	15.7	9.6	
3	7.5	9.4	10.0	9.6	9.0	
4	70.6	53.2	36.9	27.0	49.2	
N of Valid	429	374	360	281	1444	
N of Miss	12	8	3	3	26	

Table 57: Think of your four best friends (the friends you feel closest to). In the past year (12 months), how many of your best friends have: used marijuana?






Response	6	8	10	12	Total	
0	95.1	78.5	62.8	46.5	73.2	
1	1.6	8.0	11.0	17.4	8.7	
2	1.4	4.3	8.3	13.8	6.3	
3	0.5	3.7	6.3	9.2	4.5	
4	1.4	5.6	11.6	13.1	7.3	
N of Valid	427	376	363	282	1448	
N of Miss	11	5	0	2	18	

Table 58: Think of your four best friends (the friends you feel closest to). In the past year (12 months), how many of your best friends have: tried to do well in school?






Response	6	8	10	12	Total	
0	3.3	5.9	7.4	6.1	5.5	
1	5.8	5.6	8.3	9.3	7.1	
2	6.3	10.7	12.9	13.2	10.4	
3	17.5	19.3	19.0	23.6	19.5	
4	67.1	58.4	52.3	47.9	57.4	
N of Valid	429	373	363	280	1445	
N of Miss	12	9	0	4	25	

Table 59: Think of your four best friends (the friends you feel closest to). In the past year (12 months), how many of your best friends have: used LSD, cocaine, amphetamines, or other illegal drugs?






Response	6	8	10	12	Total	
0	97.0	90.5	80.4	80.1	87.9	
1	1.4	4.2	11.0	8.5	5.9	
2	0.7	1.9	3.6	5.3	2.6	
3	0.7	0.8	0.8	2.1	1.0	
4	0.2	2.6	4.1	3.9	2.5	
N of Valid	432	378	363	281	1454	
N of Miss	9	4	0	3	16	

Table 60: Think of your four best friends (the friends you feel closest to). In the past year (12 months), how many of your best friends have: been suspended from school?






Response	6	8	10	12	Total	
0	69.1	61.6	65.2	74.1	67.2	
1	15.5	15.2	16.3	13.1	15.2	
2	9.3	9.1	9.4	9.6	9.3	
3	2.6	5.1	1.9	2.1	3.0	
4	3.5	9.1	7.2	1.1	5.4	
N of Valid	431	375	362	282	1450	
N of Miss	9	6	1	2	18	

Table 61: Think of your four best friends (the friends you feel closest to). In the past year (12 months), how many of your best friends have: liked school?






Response	6	8	10	12	Total	
0	15.3	24.5	31.9	38.3	26.4	
1	13.0	13.0	12.5	16.0	13.5	
2	21.9	21.5	21.9	18.1	21.1	
3	18.4	19.4	14.2	15.6	17.1	
4	31.4	21.5	19.4	12.1	22.1	
N of Valid	424	376	360	282	1442	
N of Miss	15	6	1	2	24	

Table 62: Think of your four best friends (the friends you feel closest to). In the past year (12 months), how many of your best friends have: carried a handgun?






Response	6	8	10	12	Total	
0	96.5	94.7	93.9	87.9	93.7	
1	2.1	2.9	1.9	5.7	3.0	
2	0.2	0.5	2.5	2.5	1.3	
3	0.2	0.5	0.6	1.1	0.6	
4	0.9	1.3	1.1	2.8	1.4	
N of Valid	431	376	362	281	1450	
N of Miss	10	6	1	2	18	

Table 63: Think of your four best friends (the friends you feel closest to). In the past year (12 months), how many of your best friends have: sold illegal drugs?






Response	6	8	10	12	Total	
0	97.9	92.3	77.5	75.8	87.1	
1	1.4	4.0	11.1	9.3	6.0	
2	0.0	1.3	6.9	7.5	3.5	
3	0.2	0.5	2.2	3.2	1.4	
4	0.5	1.9	2.2	4.3	2.0	
N of Valid	428	376	360	281	1445	
N of Miss	11	6	3	3	23	

Table 64: Think of your four best friends (the friends you feel closest to). In the past year (12 months), how many of your best friends have: regularly attended religious services?






Response	6	8	10	12	Total	
0	31.8	15.2	18.0	19.9	21.6	
1	10.8	15.5	10.8	18.5	13.5	
2	14.5	16.5	24.9	24.2	19.6	
3	17.8	21.3	17.5	16.4	18.4	
4	25.1	31.5	28.8	21.0	26.9	
N of Valid	415	375	361	281	1432	
N of Miss	25	7	2	3	37	

Table 65: Think of your four best friends (the friends you feel closest to). In the past year (12 months), how many of your best friends have: stolen or tried to steal a motor vehicle such as a car or motorcycle?






Response	6	8	10	12	Total	
0	96.5	93.1	89.0	91.5	92.8	
1	1.8	3.7	6.3	6.0	4.3	
2	0.9	1.3	2.5	0.7	1.4	
3	0.2	0.5	0.0	1.1	0.4	
4	0.5	1.3	2.2	0.7	1.2	
N of Valid	433	376	363	281	1453	
N of Miss	8	6	0	3	17	

Table 66: Think of your four best friends (the friends you feel closest to). In the past year (12 months), how many of your best friends have: been arrested?






Response	6	8	10	12	Total	
0	92.1	79.6	75.3	79.6	82.3	
1	5.8	9.3	12.2	13.2	9.7	
2	1.2	6.4	6.6	3.2	4.3	
3	0.5	1.6	1.9	2.1	1.4	
4	0.5	3.2	3.9	1.8	2.3	
N of Valid	432	377	361	280	1450	
N of Miss	9	5	2	4	20	

Table 67: Think of your four best friends (the friends you feel closest to). In the past year (12 months), how many of your best friends have: dropped out of school?






Response	6	8	10	12	Total	
0	90.6	92.0	86.2	84.7	88.7	
1	6.7	4.0	8.3	10.0	7.0	
2	1.4	2.4	2.5	2.1	2.1	
3	0.7	0.3	1.4	0.7	0.8	
4	0.7	1.3	1.7	2.5	1.4	
N of Valid	434	377	363	281	1455	
N of Miss	7	5	0	3	15	

Table 68: Think of your four best friends (the friends you feel closest to). In the past year (12 months), how many of your best friends have: been members of a gang?






Response	6	8	10	12	Total	
0	93.7	89.4	87.9	92.9	91.0	
1	2.3	4.0	5.8	2.1	3.6	
2	1.6	2.1	1.4	0.7	1.5	
3	0.5	0.3	1.7	1.4	0.9	
4	1.9	4.3	3.3	2.8	3.0	
N of Valid	431	376	363	281	1451	
N of Miss	10	6	0	3	19	

Table 69: How old were you when you first: smoked marijuana?


Response	6	8	10	12	Total	
Never	98.8	91.2	78.2	61.1	84.4	
10 or younger	0.5	0.8	1.9	1.4	1.1	
11	0.5	1.9	0.8	1.4	1.1	
12	0.0	2.4	5.0	1.8	2.2	
13	0.2	2.7	3.9	2.8	2.3	
14	0.0	1.1	4.1	4.9	2.3	
15	0.0	0.0	4.4	7.8	2.6	
16	0.0	0.0	1.7	10.2	2.4	
17 or older	0.0	0.0	0.0	8.5	1.7	
N of Valid	429	377	363	283	1452	
N of Miss	10	5	0	1	16	

Table 70: How old were you when you first: smoked a cigarette, even just a puff?

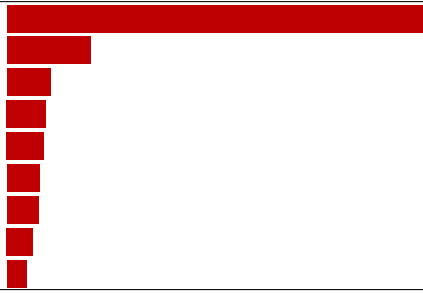
Response	6	8	10	12	Total	
Never	85.5	72.9	59.3	51.9	69.1	
10 or younger	9.8	10.6	14.1	10.6	11.3	
11	3.5	5.3	6.1	3.5	4.6	
12	1.2	5.3	4.2	6.0	3.9	
13	0.0	4.5	4.4	6.0	3.5	
14	0.0	1.1	5.0	6.4	2.8	
15	0.0	0.3	5.5	6.0	2.6	
16	0.0	0.0	1.4	6.7	1.7	
17 or older	0.0	0.0	0.0	2.8	0.6	
N of Valid	427	376	361	283	1447	
N of Miss	12	5	2	1	20	

Table 71: How old were you when you first: had more than a sip or two of beer, wine or hard liquor (for example, vodka, whiskey, or gin)?










Response	6	8	10	12	Total	
Never	82.0	61.8	45.6	26.4	56.9	
10 or younger	13.1	11.7	10.5	8.2	11.1	
11	4.2	4.5	4.1	2.5	3.9	
12	0.5	9.5	5.2	3.2	4.6	
13	0.2	9.3	9.4	6.8	6.2	
14	0.0	2.4	12.7	10.7	5.9	
15	0.0	0.8	10.8	14.3	5.7	
16	0.0	0.0	1.7	18.9	4.1	
17 or older	0.0	0.0	0.0	8.9	1.7	
N of Valid	428	377	362	280	1447	
N of Miss	13	5	1	3	21	

Table 72: How old were you when you first: began drinking alcoholic beverages regularly, that is, at least once or twice a month?










Response	6	8	10	12	Total	
Never	97.9	92.0	78.5	68.2	85.8	
10 or younger	0.9	1.9	1.1	1.4	1.3	
11	0.7	1.1	0.3	0.0	0.6	
12	0.2	1.3	1.1	1.4	1.0	
13	0.2	2.9	2.2	1.4	1.7	
14	0.0	0.8	7.7	1.8	2.5	
15	0.0	0.0	7.5	6.4	3.1	
16	0.0	0.0	1.7	11.1	2.6	
17 or older	0.0	0.0	0.0	8.2	1.6	
N of Valid	430	376	362	280	1448	
N of Miss	11	6	1	4	22	

Table 73: How old were you when you first: used phenoxydine (pox, px, breeze)?


Response	6	8	10	12	Total	
Never	100.0	100.0	100.0	100.0	100.0	
10 or younger	0.0	0.0	0.0	0.0	0.0	
11	0.0	0.0	0.0	0.0	0.0	
12	0.0	0.0	0.0	0.0	0.0	
13	0.0	0.0	0.0	0.0	0.0	
14	0.0	0.0	0.0	0.0	0.0	
15	0.0	0.0	0.0	0.0	0.0	
16	0.0	0.0	0.0	0.0	0.0	
17 or older	0.0	0.0	0.0	0.0	0.0	
N of Valid	416	374	361	282	1433	
N of Miss	25	8	1	2	36	

Table 74: How old were you when you first: got suspended from school?










Response	6	8	10	12	Total	
Never	89.0	82.7	82.2	83.8	84.6	
10 or younger	9.2	7.2	4.5	5.4	6.7	
11	1.4	2.7	1.4	0.0	1.5	
12	0.5	3.7	2.8	2.9	2.4	
13	0.0	2.7	2.8	0.7	1.5	
14	0.0	0.8	3.3	0.7	1.2	
15	0.0	0.3	2.2	2.2	1.0	
16	0.0	0.0	0.8	2.5	0.7	
17 or older	0.0	0.0	0.0	1.8	0.3	
N of Valid	426	375	359	278	1438	
N of Miss	14	6	4	5	29	

Table 75: How old were you when you first: got arrested?










Response	6	8	10	12	Total	
Never	98.6	94.7	88.7	91.1	93.7	
10 or younger	0.5	0.5	1.9	0.4	0.8	
11	0.7	1.1	0.6	0.4	0.7	
12	0.0	1.9	0.6	1.1	0.8	
13	0.2	1.1	2.5	0.0	1.0	
14	0.0	0.5	2.8	0.7	1.0	
15	0.0	0.3	2.8	1.4	1.0	
16	0.0	0.0	0.3	1.4	0.3	
17 or older	0.0	0.0	0.0	3.6	0.7	
N of Valid	431	376	363	281	1451	
N of Miss	10	6	0	3	19	

Table 76: How old were you when you first: carried a handgun?










Response	6	8	10	12	Total	
Never	96.5	96.3	93.4	92.2	94.8	
10 or younger	1.6	1.6	1.4	2.8	1.8	
11	1.6	1.1	0.3	0.7	1.0	
12	0.0	0.0	1.1	0.7	0.4	
13	0.0	0.3	1.1	0.0	0.3	
14	0.0	0.8	0.8	0.0	0.4	
15	0.0	0.0	1.7	0.7	0.6	
16	0.0	0.0	0.3	2.1	0.5	
17 or older	0.2	0.0	0.0	0.7	0.2	
N of Valid	425	375	363	281	1444	
N of Miss	15	6	0	3	24	

Table 77: How old were you when you first: attacked someone with the idea of seriously hurting them?










Response	6	8	10	12	Total	
Never	87.4	81.7	74.7	77.9	80.9	
10 or younger	7.7	6.1	6.6	4.3	6.3	
11	4.0	2.4	0.6	1.4	2.2	
12	0.7	2.9	3.0	1.4	2.0	
13	0.0	3.7	2.5	2.1	2.0	
14	0.0	2.7	6.9	3.9	3.2	
15	0.0	0.5	3.9	2.5	1.6	
16	0.2	0.0	1.7	3.9	1.2	
17 or older	0.0	0.0	0.3	2.5	0.6	
N of Valid	429	377	363	280	1449	
N of Miss	11	5	0	2	18	

Table 78: How old were you when you first: belonged to a gang?










Response	6	8	10	12	Total	
Never	97.7	95.7	95.3	96.1	96.3	
10 or younger	0.2	0.8	1.4	1.4	0.9	
11	1.4	0.8	0.6	0.4	0.8	
12	0.7	1.1	0.3	0.0	0.6	
13	0.0	0.8	1.1	0.0	0.5	
14	0.0	0.5	0.3	0.4	0.3	
15	0.0	0.3	0.3	0.4	0.2	
16	0.0	0.0	0.3	0.7	0.2	
17 or older	0.0	0.0	0.6	0.7	0.3	
N of Valid	429	376	363	282	1450	
N of Miss	12	5	0	2	19	

Table 79: How wrong do you think it is for someone your age to: take a handgun to school?





Response	6	8	10	12	Total	
Very wrong	91.7	87.7	85.1	87.3	88.2	
Wrong	6.5	10.2	9.7	7.4	8.4	
A little bit wrong	1.6	1.0	3.6	2.1	2.1	
Not wrong at all	0.2	1.0	1.7	3.2	1.4	
N of Valid	434	381	362	284	1461	
N of Miss	7	1	1	0	9	

Table 80: How wrong do you think it is for someone your age to: steal anything worth more than \$5?





Response	6	8	10	12	Total	
Very wrong	65.3	55.4	57.0	61.1	59.8	
Wrong	26.2	32.0	29.8	25.4	28.4	
A little bit wrong	7.4	10.0	8.0	10.2	8.8	
Not wrong at all	1.2	2.6	5.2	3.2	2.9	
N of Valid	432	381	363	283	1459	
N of Miss	9	1	0	1	10	

Table 81: How wrong do you think it is for someone your age to: pick a fight with someone?





Response	6	8	10	12	Total	
Very wrong	51.4	35.4	34.9	36.4	40.2	
Wrong	30.8	31.7	27.7	31.8	30.4	
A little bit wrong	13.7	23.0	26.3	23.7	21.2	
Not wrong at all	4.2	10.0	11.1	8.1	8.2	
N of Valid	432	379	361	283	1455	
N of Miss	8	3	2	1	14	

Table 82: How wrong do you think it is for someone your age to: attack someone with the idea of seriously hurting them?





Response	6	8	10	12	Total	
Very wrong	81.8	66.1	59.8	58.7	67.7	
Wrong	11.5	21.3	20.7	25.1	19.0	
A little bit wrong	5.1	7.6	12.4	11.3	8.8	
Not wrong at all	1.6	5.0	7.2	4.9	4.5	
N of Valid	433	380	363	283	1459	
N of Miss	8	2	0	1	11	

Table 83: How wrong do you think it is for someone your age to: stay away from school all day when their parents think they are at school?





Response	6	8	10	12	Total	
Very wrong	78.2	58.7	45.0	36.7	56.8	
Wrong	16.2	21.8	28.2	32.2	23.7	
A little bit wrong	4.6	13.9	18.2	23.3	14.1	
Not wrong at all	0.9	5.5	8.6	7.8	5.4	
N of Valid	432	380	362	283	1457	
N of Miss	8	2	1	1	11	

Table 84: How wrong do you think it is for someone your age to: drink beer, wine or hard liquor (for example, vodka, whiskey, or gin) regularly?





Response	6	8	10	12	Total	
Very wrong	89.6	69.8	47.0	38.7	64.0	
Wrong	6.7	14.2	18.8	18.4	13.9	
A little bit wrong	3.2	9.7	19.1	27.3	13.5	
Not wrong at all	0.5	6.3	15.2	15.6	8.6	
N of Valid	433	381	362	282	1458	
N of Miss	8	1	1	2	12	

Table 85: How wrong do you think it is for someone your age to: smoke cigarettes?





Response	6	8	10	12	Total	
Very wrong	88.0	67.6	54.3	45.6	66.1	
Wrong	9.9	17.4	17.1	18.4	15.3	
A little bit wrong	1.6	7.9	14.9	16.6	9.5	
Not wrong at all	0.5	7.1	13.8	19.4	9.2	
N of Valid	433	380	363	283	1459	
N of Miss	8	2	0	1	11	

Table 86: How wrong do you think it is for someone your age to: smoke marijuana?





Response	6	8	10	12	Total	
Very wrong	95.8	79.7	63.1	51.9	75.0	
Wrong	2.8	8.2	15.2	17.3	10.1	
A little bit wrong	0.7	5.8	7.7	13.8	6.3	
Not wrong at all	0.7	6.3	14.0	17.0	8.6	
N of Valid	433	380	363	283	1459	
N of Miss	8	2	0	1	11	

Table 87: How wrong do you think it is for someone your age to: use LSD, cocaine, amphetamines or another illegal drug?





Response	6	8	10	12	Total	
Very wrong	97.9	92.4	84.0	85.9	90.7	
Wrong	1.6	3.9	9.9	7.4	5.4	
A little bit wrong	0.2	1.3	3.0	2.1	1.6	
Not wrong at all	0.2	2.4	3.0	4.6	2.3	
N of Valid	433	381	362	283	1459	
N of Miss	8	1	1	1	11	

Table 88: At school during the past 12 months, did you receive help from the resource teacher, speech therapist or other special education teacher?



Response	6	8	10	12	Total	
No	77.2	87.4	92.7	90.2	86.3	
Yes	22.8	12.6	7.3	9.8	13.7	
N of Valid	408	366	341	275	1390	
N of Miss	33	16	22	9	80	

Table 89: How many times in the past year (12 months) have you: been suspended from school?







Response	6	8	10	12	Total	
Never	93.1	89.2	90.3	91.8	91.2	
1 to 2 times	5.3	8.2	7.2	6.0	6.7	
3 to 5 times	1.1	1.6	1.4	1.4	1.4	
6 to 9 times	0.2	0.5	0.6	0.4	0.4	
10 to 19 times	0.2	0.3	0.3	0.0	0.2	
20 to 29 times	0.0	0.0	0.0	0.0	0.0	
30 to 39 times	0.0	0.0	0.0	0.0	0.0	
40+ times	0.0	0.3	0.3	0.4	0.2	
N of Valid	435	380	361	282	1458	
N of Miss	6	2	2	2	12	

Table 90: How many times in the past year (12 months) have you: carried a handgun?








Response	6	8	10	12	Total	
Never	97.9	97.1	94.2	94.0	96.0	
1 to 2 times	0.9	1.0	2.8	1.4	1.5	
3 to 5 times	0.2	0.0	0.8	1.4	0.5	
6 to 9 times	0.5	0.3	0.3	0.4	0.3	
10 to 19 times	0.0	0.0	0.3	0.0	0.1	
20 to 29 times	0.2	0.5	0.8	0.4	0.5	
30 to 39 times	0.0	0.0	0.0	0.0	0.0	
40+ times	0.2	1.0	0.8	2.5	1.0	
N of Valid	435	381	361	282	1459	
N of Miss	6	1	2	2	11	

Table 91: How many times in the past year (12 months) have you: sold illegal drugs?









Response	6	8	10	12	Total	
Never	99.3	97.4	94.1	89.6	95.7	
1 to 2 times	0.5	2.1	2.2	4.3	2.1	
3 to 5 times	0.2	0.3	0.6	1.1	0.5	
6 to 9 times	0.0	0.0	0.3	1.1	0.3	
10 to 19 times	0.0	0.0	1.1	1.8	0.6	
20 to 29 times	0.0	0.3	0.0	1.1	0.3	
30 to 39 times	0.0	0.0	0.3	0.0	0.1	
40+ times	0.0	0.0	1.4	1.1	0.6	
N of Valid	433	379	358	280	1450	
N of Miss	8	3	4	4	19	

Table 92: How many times in the past year (12 months) have you: stolen or tried to steal a motor vehicle such as a car or motorcycle?







Response	6	8	10	12	Total	
Never	99.1	98.2	95.3	95.7	97.3	
1 to 2 times	0.7	1.8	3.6	3.2	2.2	
3 to 5 times	0.0	0.0	0.6	0.4	0.2	
6 to 9 times	0.2	0.0	0.0	0.4	0.1	
10 to 19 times	0.0	0.0	0.3	0.0	0.1	
20 to 29 times	0.0	0.0	0.0	0.0	0.0	
30 to 39 times	0.0	0.0	0.0	0.0	0.0	
40+ times	0.0	0.0	0.3	0.4	0.1	
N of Valid	434	380	360	281	1455	
N of Miss	6	2	3	3	14	

Table 93: How many times in the past year (12 months) have you: participated in clubs, organizations or activities at school?









Response	6	8	10	12	Total	
Never	30.2	16.8	19.7	16.7	21.5	
1 to 2 times	30.4	26.8	16.4	12.8	22.6	
3 to 5 times	16.2	21.6	13.9	11.4	16.1	
6 to 9 times	8.4	6.6	10.3	11.0	8.9	
10 to 19 times	5.3	8.4	8.9	11.7	8.3	
20 to 29 times	0.7	3.4	5.6	6.4	3.7	
30 to 39 times	1.6	2.1	2.2	3.6	2.3	
40+ times	7.2	14.2	23.1	26.3	16.7	
N of Valid	431	380	360	281	1452	
N of Miss	10	2	3	3	18	

Table 94: How many times in the past year (12 months) have you: been arrested?









Response	6	8	10	12	Total	
Never	98.8	94.7	92.2	92.9	95.0	
1 to 2 times	0.9	4.7	5.3	5.7	3.9	
3 to 5 times	0.0	0.3	1.1	0.4	0.4	
6 to 9 times	0.0	0.3	0.3	0.7	0.3	
10 to 19 times	0.0	0.0	0.6	0.0	0.1	
20 to 29 times	0.2	0.0	0.0	0.0	0.1	
30 to 39 times	0.0	0.0	0.3	0.0	0.1	
40+ times	0.0	0.0	0.3	0.4	0.1	
N of Valid	432	379	361	282	1454	
N of Miss	8	2	2	2	14	

Table 95: How many times in the past year (12 months) have you: done extra work on your own for school?









Response	6	8	10	12	Total	
Never	28.6	34.5	31.6	35.1	32.1	
1 to 2 times	31.9	24.7	19.4	17.9	24.2	
3 to 5 times	15.7	12.4	17.5	15.1	15.1	
6 to 9 times	9.5	8.9	10.2	9.0	9.4	
10 to 19 times	6.2	8.4	8.3	8.2	7.7	
20 to 29 times	2.3	2.6	6.1	3.9	3.6	
30 to 39 times	1.2	2.4	0.8	1.8	1.5	
40+ times	4.6	6.1	6.1	9.0	6.2	
N of Valid	433	380	361	279	1453	
N of Miss	8	2	2	3	15	

Table 96: How many times in the past year (12 months) have you: attacked someone with the idea of seriously hurting them?









Response	6	8	10	12	Total	
Never	88.0	84.0	79.9	83.5	84.1	
1 to 2 times	8.3	10.0	12.3	8.6	9.8	
3 to 5 times	1.6	2.6	3.3	5.0	3.0	
6 to 9 times	0.9	1.6	1.4	1.4	1.3	
10 to 19 times	0.2	0.3	0.8	0.0	0.3	
20 to 29 times	0.2	0.3	0.3	0.4	0.3	
30 to 39 times	0.0	0.0	0.3	0.0	0.1	
40+ times	0.7	1.3	1.7	1.1	1.2	
N of Valid	434	381	359	279	1453	
N of Miss	7	1	4	5	17	

Table 97: How many times in the past year (12 months) have you: been drunk or high at school?









Response	6	8	10	12	Total	
Never	98.8	92.9	87.1	82.6	91.2	
1 to 2 times	0.7	5.3	5.3	7.8	4.4	
3 to 5 times	0.0	0.8	3.4	4.3	1.9	
6 to 9 times	0.0	0.3	1.7	1.4	0.8	
10 to 19 times	0.2	0.3	0.3	1.4	0.5	
20 to 29 times	0.2	0.0	0.6	0.4	0.3	
30 to 39 times	0.0	0.0	0.0	0.7	0.1	
40+ times	0.0	0.5	1.7	1.4	0.8	
N of Valid	432	378	356	281	1447	
N of Miss	7	4	5	3	19	

Table 98: How many times in the past year (12 months) have you: volunteered to do community service?









Response	6	8	10	12	Total	
Never	61.6	53.9	47.4	43.6	52.6	
1 to 2 times	23.0	23.4	21.9	17.9	21.8	
3 to 5 times	7.7	7.9	11.1	14.3	9.9	
6 to 9 times	3.5	6.6	6.6	8.9	6.1	
10 to 19 times	1.4	3.7	5.5	5.0	3.7	
20 to 29 times	0.9	1.6	3.0	3.2	2.1	
30 to 39 times	0.5	1.3	0.8	1.8	1.0	
40+ times	1.4	1.6	3.6	5.4	2.8	
N of Valid	430	380	361	280	1451	
N of Miss	10	2	2	4	18	

Table 99: How many times in the past year (12 months) have you: taken a handgun to school?









Response	6	8	10	12	Total	
Never	99.8	100.0	98.6	97.5	99.1	
1 to 2 times	0.0	0.0	0.6	1.1	0.3	
3 to 5 times	0.2	0.0	0.0	0.0	0.1	
6 to 9 times	0.0	0.0	0.6	0.0	0.1	
10 to 19 times	0.0	0.0	0.0	0.4	0.1	
20 to 29 times	0.0	0.0	0.0	0.0	0.0	
30 to 39 times	0.0	0.0	0.0	0.0	0.0	
40+ times	0.0	0.0	0.3	1.1	0.3	
N of Valid	434	380	361	280	1455	
N of Miss	7	2	2	4	15	

Table 100: Are you currently on probation, or assigned a probation officer with Juvenile Court?



Response	6	8	10	12	Total	
No	98.2	98.5	97.0	97.4	97.8	
Yes	1.8	1.5	3.0	2.6	2.2	
N of Valid	381	342	334	272	1329	
N of Miss	60	40	29	12	141	

Table 101: Have you ever belonged to a gang?






Response	6	8	10	12	Total	
No	94.1	92.1	90.6	90.5	92.0	
No, but would like to	0.9	2.6	4.2	3.9	2.7	
Yes, in the past	2.7	3.4	2.5	2.5	2.8	
Yes, belong now	1.8	1.6	1.7	3.2	2.0	
Yes, but would like to get out	0.5	0.3	1.1	0.0	0.5	
N of Valid	437	381	361	283	1462	
N of Miss	4	1	2	1	7	

Table 102: If you have ever belonged to a gang, did that gang have a name?

Response	6	8	10	12	Total
No	5.9	8.5	12.6	16.6	10.3
Yes	4.0	4.8	5.3	6.5	5.0
I have never belonged to a gang	90.1	86.7	82.1	76.9	84.7
N of Valid	424	377	357	277	1435
N of Miss	13	5	6	6	30

Table 103: How many times have you done the following things? done what feels good no matter what.

Response	6	8	10	12	Total
Never	47.7	40.9	32.6	24.8	37.6
I've done it, but not in the past year	13.3	13.4	13.6	12.2	13.2
Less than once a month	8.0	9.1	11.4	11.2	9.8
About once a month	6.8	7.5	8.4	9.7	7.9
2 or 3 times a month	5.1	9.9	9.7	12.2	8.9
Once a week or more	19.1	19.3	24.2	29.9	22.5
N of Valid	413	374	359	278	1424
N of Miss	28	7	4	5	44

Table 104: How many times have you done the following things? done something dangerous because someone dared you to do it.

Response	6	8	10	12	Total
Never	67.8	59.0	49.0	37.1	54.9
I've done it, but not in the past year	19.9	18.6	16.1	23.2	19.2
Less than once a month	5.1	7.7	11.9	12.5	8.9
About once a month	1.2	4.5	7.8	10.0	5.4
2 or 3 times a month	2.3	5.3	7.8	8.2	5.6
Once a week or more	3.7	4.8	7.5	8.9	6.0
N of Valid	428	376	361	280	1445
N of Miss	13	5	2	4	24

Table 105: How many times have you done the following things? done crazy things even if they are a little dangerous.







Response	6	8	10	12	Total	
Never	53.1	42.4	32.2	23.5	39.3	
I've done it, but not in the past year	24.4	19.1	16.7	17.1	19.7	
Less than once a month	10.1	12.2	16.9	16.7	13.6	
About once a month	3.5	7.7	6.9	13.9	7.5	
2 or 3 times a month	2.1	6.9	10.8	10.0	7.1	
Once a week or more	6.8	11.7	16.4	18.9	12.8	
N of Valid	426	377	360	281	1444	
N of Miss	15	5	3	3	26	

Table 106: You're looking at CD's in a music store with a friend. You look up and see her slip a CD under her coat. She smiles and says 'Which one do you want? Go ahead, take it while nobody's around.' There is nobody in sight, no employees and no other customers. What would you do now?





Response	6	8	10	12	Total	
Ignore her	12.7	15.3	17.0	22.2	16.3	
Grab a CD and leave the store	3.5	5.8	13.1	9.7	7.7	
Tell her to put the CD back	57.5	48.2	33.8	32.6	44.4	
Act like it is a joke, and ask her to put the CD back	26.3	30.8	36.0	35.5	31.7	
N of Valid	433	380	358	279	1450	
N of Miss	8	2	5	5	20	

Table 107: You are visiting another part of town, and you don't know any of the people your age there. You are walking down the street, and some teenager you don't know is walking toward you. He is about your size, and as he is about to pass you, he deliberately bumps into you and you almost lose your balance. What would you say or do?





Response	6	8	10	12	Total	
Push the person back	17.1	18.2	14.6	16.5	16.6	
Say 'Excuse me' and keep on walking	50.2	50.7	45.9	47.0	48.6	
Say 'Watch where you are going' and keep on walking	26.4	22.2	23.8	21.1	23.6	
Swear at the person and walk away	6.3	9.0	15.7	15.4	11.1	
N of Valid	428	379	357	279	1443	
N of Miss	9	1	5	4	19	

Table 108: You are at a party at someone's house, and one of your friends offers you a drink containing alcohol. What would you say or do?





Response	6	8	10	12	Total	
Drink it	4.4	21.3	34.2	45.4	24.1	
Tell your friend, 'No thanks, I don't drink' and suggest that you and your friend go and do something else	46.9	41.3	27.7	19.6	35.4	
Just say, 'No thanks' and walk away	30.7	27.4	29.7	29.3	29.3	
Make up a good excuse, tell your friend you had something else to do, and leave	18.0	10.0	8.4	5.7	11.2	
N of Valid	433	380	357	280	1450	
N of Miss	7	1	6	4	18	

Table 109: It's 8:00 on a weeknight and you are about to go over to a friend's home when your mother asks you where you are going. You say 'Oh, just going to go hang out with some friends.' She says, 'No, you'll just get into trouble if you go out. Stay home tonight.' What would you do now?





Response	6	8	10	12	Total	
Leave the house anyway	7.3	6.9	13.7	13.7	10.0	
Explain what you are going to do with your friends, tell her when you will get home, and ask if you can go out	55.0	69.7	66.4	65.3	63.7	
Not say anything and start watching TV	31.1	16.1	10.9	10.1	18.1	
Get into an argument with her	6.6	7.4	9.0	10.8	8.2	
N of Valid	427	379	357	277	1440	
N of Miss	11	2	5	5	23	

Table 110: How often do you attend religious services or activities?





Response	6	8	10	12	Total	
Never	19.3	10.1	12.3	14.9	14.3	
Rarely	25.4	23.3	20.9	25.6	23.8	
1-2 Times a Month	11.0	11.6	16.7	16.7	13.7	
About Once a Week or More	44.3	55.0	50.1	42.7	48.2	
N of Valid	429	378	359	281	1447	
N of Miss	11	4	3	3	21	

Table 111: I do the opposite of what people tell me, just to get them mad.





Response	6	8	10	12	Total	
Very False	51.9	40.9	33.3	33.7	40.9	
Somewhat False	25.4	26.1	23.8	28.0	25.7	
Somewhat True	18.3	29.0	35.9	29.0	27.6	
Very True	4.5	4.0	7.0	9.3	5.9	
N of Valid	426	379	357	279	1441	
N of Miss	13	3	6	5	27	

Table 112: I like to see how much I can get away with.





Response	6	8	10	12	Total	
Very False	59.0	43.5	31.5	31.5	42.8	
Somewhat False	22.1	24.3	24.7	20.8	23.1	
Somewhat True	12.1	23.0	30.3	32.6	23.4	
Very True	6.8	9.2	13.5	15.1	10.7	
N of Valid	429	379	356	279	1443	
N of Miss	11	3	7	5	26	

Table 113: I ignore rules that get in my way.





Response	6	8	10	12	Total	
Very False	66.1	53.4	40.3	35.3	50.5	
Somewhat False	19.9	21.2	24.1	28.8	23.0	
Somewhat True	11.0	18.8	26.1	28.8	20.2	
Very True	3.0	6.6	9.5	7.2	6.4	
N of Valid	428	378	357	278	1441	
N of Miss	11	4	6	6	27	

Table 114: I think sometimes it's okay to cheat at school.





Response	6	8	10	12	Total	
NO!	66.4	44.3	22.6	17.9	40.4	
no	24.1	31.4	36.6	31.4	30.5	
yes	8.6	19.0	31.6	39.3	22.9	
YES!	0.9	5.3	9.2	11.4	6.1	
N of Valid	432	379	358	280	1449	
N of Miss	7	3	4	4	18	

Table 115: It is important to think before you act.





Response	6	8	10	12	Total	
NO!	3.0	3.4	2.8	3.2	3.1	
no	4.6	8.5	11.3	7.2	7.8	
yes	30.4	33.9	38.7	44.8	36.1	
YES!	61.9	54.2	47.2	44.8	53.0	
N of Valid	431	378	354	279	1442	
N of Miss	8	4	7	5	24	

Table 116: Sometimes I think that life is not worth it.





Response	6	8	10	12	Total	
NO!	53.4	52.0	39.0	44.8	47.8	
no	26.2	21.2	25.4	25.4	24.6	
yes	13.9	17.0	25.4	22.6	19.3	
YES!	6.4	9.8	10.2	7.2	8.4	
N of Valid	423	377	354	279	1433	
N of Miss	16	5	8	5	34	

Table 117: At times I think I am no good at all.

Response	6	8	10	12	Total	
NO!	32.7	33.4	32.0	33.6	32.9	
no	28.7	26.8	26.6	28.5	27.6	
yes	29.1	28.1	30.9	28.9	29.3	
YES!	9.5	11.7	10.5	9.0	10.2	
N of Valid	422	377	353	277	1429	
N of Miss	16	5	10	7	38	

Table 118: All in all, I am inclined to think that I am a failure.

Response	6	8	10	12	Total	
NO!	52.0	51.5	45.8	43.5	48.7	
no	30.2	29.4	29.9	36.3	31.1	
yes	12.6	12.7	18.9	14.7	14.6	
YES!	5.2	6.4	5.4	5.4	5.6	
N of Valid	421	377	354	278	1430	
N of Miss	20	5	8	6	39	

Table 119: In the past year, have you felt depressed or sad MOST days, even if you felt okay sometimes?

Response	6	8	10	12	Total	
NO!	28.4	36.0	34.0	30.9	32.2	
no	24.0	25.3	21.6	32.7	25.4	
yes	32.1	22.7	27.8	24.5	27.1	
YES!	15.6	16.0	16.6	11.9	15.2	
N of Valid	430	375	356	278	1439	
N of Miss	11	7	7	6	31	

Table 120: It is all right to beat up people if they start the fight.





Response	6	8	10	12	Total	
NO!	48.4	33.1	24.6	20.6	33.1	
no	19.7	21.1	21.0	22.7	21.0	
yes	19.2	21.3	23.0	28.9	22.6	
YES!	12.7	24.5	31.4	27.8	23.3	
N of Valid	426	375	357	277	1435	
N of Miss	13	7	6	7	33	

Table 121: I think it is okay to take something without asking if you can get away with it.





Response	6	8	10	12	Total	
NO!	73.6	64.7	51.0	50.2	61.2	
no	22.7	28.3	34.4	37.9	30.0	
yes	2.3	5.3	11.3	8.7	6.6	
YES!	1.4	1.6	3.4	3.2	2.3	
N of Valid	428	374	355	277	1434	
N of Miss	13	8	8	7	36	

Table 122: Sometimes we don't know what we will do as adults, but we may have an idea. Please answer how true these statements may be for you. WHEN I AM AN ADULT I WILL: smoke cigarettes.





Response	6	8	10	12	Total	
NO!	80.1	73.6	70.0	67.1	73.4	
no	15.7	17.6	16.8	15.9	16.5	
yes	3.5	6.7	8.1	9.4	6.6	
YES!	0.7	2.1	5.0	7.6	3.5	
N of Valid	427	375	357	277	1436	
N of Miss	13	7	6	7	33	

Table 123: Sometimes we don't know what we will do as adults, but we may have an idea. Please answer how true these statements may be for you. WHEN I AM AN ADULT I WILL: drink beer, wine, or liquor.





Response	6	8	10	12	Total	
NO!	62.9	48.1	34.6	24.5	44.6	
no	23.1	19.4	22.8	16.2	20.7	
yes	12.4	26.9	30.1	44.0	26.7	
YES!	1.6	5.6	12.6	15.2	8.0	
N of Valid	428	376	356	277	1437	
N of Miss	12	6	6	7	31	

Table 124: Sometimes we don't know what we will do as adults, but we may have an idea. Please answer how true these statements may be for you. WHEN I AM AN ADULT I WILL: smoke marijuana.





Response	6	8	10	12	Total	
NO!	90.2	82.0	72.4	65.6	78.9	
no	8.6	12.6	13.2	19.9	13.0	
yes	0.5	3.5	8.2	8.0	4.6	
YES!	0.7	1.9	6.2	6.5	3.5	
N of Valid	428	373	355	276	1432	
N of Miss	12	9	8	8	37	

Table 125: Sometimes we don't know what we will do as adults, but we may have an idea. Please answer how true these statements may be for you. WHEN I AM AN ADULT I WILL: use LSD, cocaine, amphetamines or another illegal drug.





Response	6	8	10	12	Total	
NO!	92.8	92.0	84.8	89.9	90.0	
no	7.0	7.0	11.2	6.5	7.9	
yes	0.2	1.1	1.7	1.4	1.0	
YES!	0.0	0.0	2.2	2.2	1.0	
N of Valid	431	374	356	276	1437	
N of Miss	10	8	7	7	32	

Table 126: How much do you think people risk harming themselves (physically or in other ways) if they: smoked one or more packs of cigarettes per day?

Response	6	8	10	12	Total
No risk	8.5	4.0	5.7	7.6	6.5
Slight risk	5.9	7.3	8.8	6.5	7.1
Moderate risk	23.2	17.7	18.5	19.3	19.8
Great risk	62.4	71.0	67.0	66.5	66.6
N of Valid	423	372	352	275	1422
N of Miss	16	10	11	9	46

Table 127: How much do you think people risk harming themselves (physically or in other ways) if they: try marijuana once or twice?

Response	6	8	10	12	Total
No risk	10.4	10.8	18.6	37.4	17.7
Slight risk	19.2	23.7	25.1	23.1	22.6
Moderate risk	23.7	22.8	22.3	16.5	21.7
Great risk	46.7	42.7	34.0	23.1	38.0
N of Valid	422	372	350	273	1417
N of Miss	18	10	13	10	51

Table 128: How much do you think people risk harming themselves (physically or in other ways) if they: smoke marijuana regularly?

Response	6	8	10	12	Total
No risk	9.5	7.3	11.5	19.9	11.4
Slight risk	3.1	5.7	12.7	13.6	8.2
Moderate risk	10.5	9.2	16.7	20.2	13.6
Great risk	76.8	77.8	59.1	46.3	66.8
N of Valid	419	369	347	272	1407
N of Miss	20	12	16	12	60

Table 129: How much do you think people risk harming themselves (physically or in other ways) if they: take one or two drinks of an alcoholic beverage (beer, wine, liquor) nearly every day?

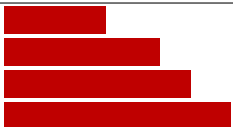
Response	6	8	10	12	Total	
No risk	13.6	12.9	12.1	19.0	14.1	
Slight risk	21.3	23.4	22.4	25.6	23.0	
Moderate risk	26.3	28.0	31.9	26.4	28.1	
Great risk	38.8	35.8	33.6	28.9	34.8	
N of Valid	418	372	348	273	1411	
N of Miss	21	10	15	11	57	

Table 130: How much do you think people risk harming themselves (physically or in other ways) if they: have five or more drinks once or twice each weekend?

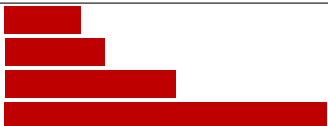
Response	6	8	10	12	Total	
No risk	11.5	7.2	9.2	12.5	10.0	
Slight risk	9.6	12.6	16.3	19.0	13.9	
Moderate risk	25.6	23.6	26.4	27.1	25.6	
Great risk	53.2	56.6	48.1	41.4	50.6	
N of Valid	425	373	349	273	1420	
N of Miss	16	9	14	11	50	

Table 131: Have you ever used smokeless tobacco (chew, snuff, plug, dipping tobacco, or chewing tobacco)?


Response	6	8	10	12	Total	
Never	93.2	83.1	76.0	69.6	81.8	
Once or Twice	4.9	8.0	9.7	10.6	8.0	
Once in a while but not regularly	1.2	3.2	6.6	7.3	4.2	
Regularly in the past	0.5	2.9	2.3	5.1	2.5	
Regularly now	0.2	2.7	5.4	7.3	3.5	
N of Valid	428	373	350	273	1424	
N of Miss	12	9	13	11	45	

Table 132: How often have you taken smokeless tobacco during the past 30 days?


Response	6	8	10	12	Total	
Not at all	97.7	93.3	88.0	85.5	91.8	
Once or twice	2.1	3.2	4.0	3.6	3.2	
Once or twice per week	0.2	1.1	1.1	2.9	1.2	
Three to five times per week	0.0	0.5	1.1	1.1	0.6	
About once a day	0.0	1.1	1.7	0.4	0.8	
More than once a day	0.0	0.8	4.0	6.5	2.5	
N of Valid	427	373	350	275	1425	
N of Miss	14	9	13	9	45	

Table 133: Have you ever smoked cigarettes?


Response	6	8	10	12	Total	
Never	86.2	73.7	64.4	56.2	71.8	
Once or Twice	11.2	14.8	17.0	18.5	14.9	
Once in a while but not regularly	1.4	4.8	7.2	7.6	4.9	
Regularly in the past	1.2	4.0	3.7	6.5	3.6	
Regularly now	0.0	2.7	7.8	11.2	4.8	
N of Valid	429	372	348	276	1425	
N of Miss	12	9	15	8	44	

Table 134: How frequently have you smoked cigarettes during the past 30 days?


Response	6	8	10	12	Total	
Not at all	98.1	92.5	85.1	79.6	89.9	
Less than one cigarette per day	1.4	3.7	6.0	6.5	4.1	
One to five cigarettes per day	0.2	2.7	4.0	5.1	2.7	
About one-half pack per day	0.0	0.8	2.9	4.0	1.7	
About one pack per day	0.0	0.3	0.6	3.3	0.8	
About one and one-half packs per day	0.0	0.0	0.9	1.5	0.5	
Two packs or more per day	0.2	0.0	0.6	0.0	0.2	
N of Valid	428	374	348	275	1425	
N of Miss	13	8	15	9	45	

Table 135: Which statement best describes rules about smoking inside your home?

Response	6	8	10	12	Total	
Smoking is not allowed anywhere inside your home	58.9	66.5	63.2	65.3	63.2	
Smoking is allowed in some places and at some times	8.5	8.0	6.0	7.3	7.5	
Smoking is allowed anywhere inside the home	5.9	4.3	6.6	6.6	5.8	
There are no rules about smoking inside the home	7.6	9.9	11.8	10.2	9.7	
I don't know	19.1	11.3	12.4	10.6	13.8	
N of Valid	423	373	348	274	1418	
N of Miss	16	9	15	10	50	

Table 136: Which statement best describes rules about smoking in your family cars?

Response	6	8	10	12	Total	
Smoking is never allowed in any car	48.3	52.2	54.0	55.1	52.1	
Smoking is allowed sometimes or in some cars	14.0	15.6	13.5	14.3	14.4	
Smoking is allowed in any car anytime	6.4	5.9	6.3	7.7	6.5	
There are no rules about smoking in the car	12.6	12.1	12.1	9.6	11.8	
We do not have a family car	1.2	1.3	1.4	1.8	1.4	
I don't know	17.4	12.9	12.6	11.4	13.9	
N of Valid	420	372	348	272	1412	
N of Miss	19	10	15	11	55	

Table 137: During this school year, were you taught in any of your classes about the dangers of tobacco use?






Response	6	8	10	12	Total	
Strongly agree	51.6	32.6	19.1	12.2	30.9	
Agree	24.5	29.3	33.6	28.8	28.8	
Disagree	3.9	11.8	16.2	11.4	10.5	
Strongly disagree	6.1	8.5	11.9	23.2	11.5	
I don't know	14.0	17.8	19.1	24.4	18.3	
N of Valid	413	365	345	271	1394	
N of Miss	27	17	18	12	74	

Table 138: During the past 12 months, have you participated in any community activities to discourage people your age from using cigarettes, chewing tobacco, snuff, dip or cigars?






Response	6	8	10	12	Total	
Strongly agree	22.6	20.2	13.3	14.4	18.1	
Agree	16.3	17.8	20.6	14.4	17.4	
Disagree	14.4	21.6	20.0	17.3	18.2	
Strongly disagree	16.8	20.2	22.9	31.7	22.1	
I don't know	29.9	20.2	23.2	22.1	24.2	
N of Valid	411	366	345	271	1393	
N of Miss	30	16	18	12	76	

Table 139: On how many occasions have you had alcoholic beverages (beer, wine or hard liquor) to drink in your lifetime - more than just a few sips?








Response	6	8	10	12	Total	
0	86.0	68.9	51.4	31.9	62.6	
1-2	9.3	11.4	13.6	12.8	11.6	
3-5	2.3	6.4	9.7	11.4	6.9	
6-9	1.4	6.6	5.7	8.8	5.2	
10-19	0.5	3.2	7.7	9.9	4.8	
20-39	0.2	1.6	4.0	7.7	2.9	
40+	0.2	1.9	8.0	17.6	5.9	
N of Valid	428	376	352	273	1429	
N of Miss	12	6	10	11	39	

Table 140: On how many occasions have you had beer, wine or hard liquor to drink during the past 30 days?


Response	6	8	10	12	Total	
0	96.5	90.1	75.6	69.9	84.5	
1-2	2.8	7.2	12.2	16.9	9.0	
3-5	0.5	1.6	5.4	6.6	3.2	
6-9	0.0	0.5	3.7	2.2	1.5	
10-19	0.0	0.3	1.7	4.0	1.3	
20-39	0.0	0.0	0.9	0.0	0.2	
40+	0.2	0.3	0.6	0.4	0.4	
N of Valid	426	373	352	272	1423	
N of Miss	15	9	10	11	45	

Table 141: On how many occasions have you used marijuana (grass, pot) or hashish (hash, hash oil) in your lifetime?


Response	6	8	10	12	Total	
0	98.6	90.4	80.8	63.0	85.3	
1-2	0.2	4.3	4.9	7.8	3.9	
3-5	0.5	0.5	2.6	5.9	2.0	
6-9	0.0	1.3	2.0	3.7	1.5	
10-19	0.0	1.1	1.7	5.6	1.8	
20-39	0.2	0.5	2.3	2.2	1.2	
40+	0.5	1.9	5.7	11.9	4.3	
N of Valid	426	376	349	270	1421	
N of Miss	15	6	13	13	47	

Table 142: On how many occasions have you used marijuana (grass, pot) or hashish (hash, hash oil) during the past 30 days?


Response	6	8	10	12	Total	
0	99.1	96.5	90.0	86.0	93.7	
1-2	0.7	0.8	3.4	3.7	2.0	
3-5	0.0	1.1	1.4	3.0	1.2	
6-9	0.0	0.5	2.0	1.1	0.8	
10-19	0.0	0.8	0.9	1.8	0.8	
20-39	0.0	0.0	0.9	2.6	0.7	
40+	0.2	0.3	1.4	1.8	0.8	
N of Valid	426	374	350	271	1421	
N of Miss	14	8	13	12	47	

Table 143: On how many occasions have you used LSD or other psychedelics in your lifetime?


Response	6	8	10	12	Total	
0	100.0	99.7	97.2	97.1	98.7	
1-2	0.0	0.0	1.4	2.6	0.8	
3-5	0.0	0.0	0.6	0.4	0.2	
6-9	0.0	0.3	0.6	0.0	0.2	
10-19	0.0	0.0	0.0	0.0	0.0	
20-39	0.0	0.0	0.0	0.0	0.0	
40+	0.0	0.0	0.3	0.0	0.1	
N of Valid	427	372	352	272	1423	
N of Miss	14	10	10	11	45	

Table 144: On how many occasions have you used LSD or other psychedelics during the past 30 days?


Response	6	8	10	12	Total	
0	100.0	99.7	99.4	99.6	99.7	
1-2	0.0	0.3	0.6	0.4	0.3	
3-5	0.0	0.0	0.0	0.0	0.0	
6-9	0.0	0.0	0.0	0.0	0.0	
10-19	0.0	0.0	0.0	0.0	0.0	
20-39	0.0	0.0	0.0	0.0	0.0	
40+	0.0	0.0	0.0	0.0	0.0	
N of Valid	428	372	352	272	1424	
N of Miss	13	10	11	11	45	

Table 145: On how many occasions have you used cocaine or crack in your lifetime?


Response	6	8	10	12	Total	
0	100.0	99.7	97.7	97.4	98.9	
1-2	0.0	0.0	2.0	1.8	0.8	
3-5	0.0	0.0	0.0	0.0	0.0	
6-9	0.0	0.0	0.3	0.0	0.1	
10-19	0.0	0.3	0.0	0.7	0.2	
20-39	0.0	0.0	0.0	0.0	0.0	
40+	0.0	0.0	0.0	0.0	0.0	
N of Valid	427	372	352	272	1423	
N of Miss	14	10	10	11	45	

Table 146: On how many occasions have you used cocaine or crack during the past 30 days?


Response	6	8	10	12	Total	
0	100.0	99.7	99.7	98.9	99.6	
1-2	0.0	0.0	0.3	0.7	0.2	
3-5	0.0	0.3	0.0	0.0	0.1	
6-9	0.0	0.0	0.0	0.0	0.0	
10-19	0.0	0.0	0.0	0.4	0.1	
20-39	0.0	0.0	0.0	0.0	0.0	
40+	0.0	0.0	0.0	0.0	0.0	
N of Valid	427	370	349	271	1417	
N of Miss	14	12	13	11	50	

Table 147: On how many occasions have you sniffed glue, breathed the contents of an aerosol spray can, or inhaled other gases or sprays, in order to get high in your lifetime?


Response	6	8	10	12	Total	
0	91.3	87.6	86.0	85.2	87.9	
1-2	6.8	6.8	5.4	6.3	6.3	
3-5	0.9	1.9	2.3	3.0	1.9	
6-9	0.2	1.6	2.3	2.6	1.6	
10-19	0.5	0.8	2.3	1.8	1.3	
20-39	0.0	0.5	0.3	0.7	0.4	
40+	0.2	0.8	1.4	0.4	0.7	
N of Valid	427	370	351	271	1419	
N of Miss	14	12	11	12	49	

Table 148: On how many occasions have you sniffed glue, breathed the contents of an aerosol spray can, or inhaled other gases or sprays, in order to get high during the past 30 days?







Response	6	8	10	12	Total	
0	96.5	95.1	94.6	98.9	96.1	
1-2	2.6	3.0	3.4	0.4	2.5	
3-5	0.5	0.3	0.9	0.0	0.4	
6-9	0.2	1.4	0.9	0.4	0.7	
10-19	0.2	0.3	0.0	0.4	0.2	
20-39	0.0	0.0	0.0	0.0	0.0	
40+	0.0	0.0	0.3	0.0	0.1	
N of Valid	425	370	352	271	1418	
N of Miss	15	12	11	12	50	

Table 149: On how many occasions have you used phenoxydine (pox, px, breeze) in your lifetime?


Response	6	8	10	12	Total	
0	100.0	100.0	100.0	100.0	100.0	
1-2	0.0	0.0	0.0	0.0	0.0	
3-5	0.0	0.0	0.0	0.0	0.0	
6-9	0.0	0.0	0.0	0.0	0.0	
10-19	0.0	0.0	0.0	0.0	0.0	
20-39	0.0	0.0	0.0	0.0	0.0	
40+	0.0	0.0	0.0	0.0	0.0	
N of Valid	423	369	350	270	1412	
N of Miss	18	13	13	13	57	

Table 150: On how many occasions have you used phenoxydine (pox, px, breeze) during the past 30 days?


Response	6	8	10	12	Total	
0	100.0	100.0	100.0	100.0	100.0	
1-2	0.0	0.0	0.0	0.0	0.0	
3-5	0.0	0.0	0.0	0.0	0.0	
6-9	0.0	0.0	0.0	0.0	0.0	
10-19	0.0	0.0	0.0	0.0	0.0	
20-39	0.0	0.0	0.0	0.0	0.0	
40+	0.0	0.0	0.0	0.0	0.0	
N of Valid	423	369	351	270	1413	
N of Miss	18	13	12	13	56	

Table 151: On how many occasions have you used sedatives (tranquilizers, such as Valium or Xanax, barbiturates, or sleeping pills) without a doctor telling you to take them, in your lifetime?








Response	6	8	10	12	Total	
0	95.8	91.1	83.6	79.5	88.4	
1-2	2.6	4.3	4.2	7.3	4.4	
3-5	1.2	2.2	4.0	2.6	2.4	
6-9	0.5	1.1	2.5	3.3	1.7	
10-19	0.0	0.5	2.5	2.2	1.2	
20-39	0.0	0.0	1.1	1.8	0.6	
40+	0.0	0.8	2.0	3.3	1.3	
N of Valid	424	369	353	273	1419	
N of Miss	17	13	10	11	51	

Table 152: On how many occasions have you used sedatives (tranquilizers, such as Valium or Xanax, barbiturates, or sleeping pills) without a doctor telling you to take them, during the past 30 days?


Response	6	8	10	12	Total	
0	98.3	97.8	90.1	91.9	94.9	
1-2	1.4	1.1	5.4	4.4	2.9	
3-5	0.2	0.8	2.8	1.1	1.2	
6-9	0.0	0.3	1.4	1.8	0.8	
10-19	0.0	0.0	0.0	0.0	0.0	
20-39	0.0	0.0	0.0	0.0	0.0	
40+	0.0	0.0	0.3	0.7	0.2	
N of Valid	424	369	352	271	1416	
N of Miss	16	13	11	13	53	

Table 153: On how many occasions have you used methamphetamines (meth, speed, crank, crystal meth) in your lifetime?


Response	6	8	10	12	Total	
0	100.0	99.5	97.7	97.4	98.8	
1-2	0.0	0.3	0.8	0.7	0.4	
3-5	0.0	0.0	0.8	0.7	0.4	
6-9	0.0	0.3	0.6	0.0	0.2	
10-19	0.0	0.0	0.0	0.4	0.1	
20-39	0.0	0.0	0.0	0.4	0.1	
40+	0.0	0.0	0.0	0.4	0.1	
N of Valid	425	370	353	271	1419	
N of Miss	16	12	10	13	51	

Table 154: On how many occasions have you used methamphetamines (meth, speed, crank, crystal meth) in the past 30 days?




Response	6	8	10	12	Total	
0	100.0	99.7	99.7	99.3	99.7	
1-2	0.0	0.3	0.3	0.4	0.2	
3-5	0.0	0.0	0.0	0.0	0.0	
6-9	0.0	0.0	0.0	0.0	0.0	
10-19	0.0	0.0	0.0	0.0	0.0	
20-39	0.0	0.0	0.0	0.0	0.0	
40+	0.0	0.0	0.0	0.4	0.1	
N of Valid	423	370	353	271	1417	
N of Miss	18	12	10	13	53	

Table 155: On how many occasions have you used stimulants, other than Methamphetamines (such as amphetamines, Ritalin or Dexedrine) without a doctor telling you to take them, in your lifetime?







Response	6	8	10	12	Total	
0	99.5	99.2	95.2	92.9	97.1	
1-2	0.5	0.3	2.0	2.2	1.1	
3-5	0.0	0.3	1.4	2.2	0.9	
6-9	0.0	0.0	0.3	1.1	0.3	
10-19	0.0	0.0	0.6	0.4	0.2	
20-39	0.0	0.0	0.0	0.0	0.0	
40+	0.0	0.3	0.6	1.1	0.4	
N of Valid	421	369	351	269	1410	
N of Miss	20	13	12	14	59	

Table 156: On how many occasions have you used stimulants, other than Methamphetamines (such as amphetamines, Ritalin or Dexedrine) without a doctor telling you to take them, during the past 30 days?


Response	6	8	10	12	Total	
0	100.0	99.5	99.1	97.1	99.1	
1-2	0.0	0.3	0.3	2.2	0.6	
3-5	0.0	0.3	0.0	0.4	0.1	
6-9	0.0	0.0	0.3	0.0	0.1	
10-19	0.0	0.0	0.3	0.0	0.1	
20-39	0.0	0.0	0.0	0.4	0.1	
40+	0.0	0.0	0.0	0.0	0.0	
N of Valid	420	369	352	272	1413	
N of Miss	21	13	11	12	57	

Table 157: On how many occasions have you used heroin or other opiates in your lifetime?


Response	6	8	10	12	Total	
0	100.0	99.5	98.0	98.5	99.1	
1-2	0.0	0.3	0.6	0.7	0.4	
3-5	0.0	0.0	0.6	0.7	0.3	
6-9	0.0	0.3	0.0	0.0	0.1	
10-19	0.0	0.0	0.6	0.0	0.1	
20-39	0.0	0.0	0.0	0.0	0.0	
40+	0.0	0.0	0.3	0.0	0.1	
N of Valid	424	368	352	271	1415	
N of Miss	17	14	11	13	55	

Table 158: On how many occasions have you used heroin or other opiates during the past 30 days?


Response	6	8	10	12	Total	
0	100.0	99.7	99.7	99.6	99.8	
1-2	0.0	0.3	0.3	0.0	0.1	
3-5	0.0	0.0	0.0	0.4	0.1	
6-9	0.0	0.0	0.0	0.0	0.0	
10-19	0.0	0.0	0.0	0.0	0.0	
20-39	0.0	0.0	0.0	0.0	0.0	
40+	0.0	0.0	0.0	0.0	0.0	
N of Valid	424	367	351	272	1414	
N of Miss	17	15	12	12	56	

Table 159: On how many occasions have you used MDMA ('X', 'E', or ecstasy) in your lifetime?


Response	6	8	10	12	Total	
0	99.5	99.5	98.0	96.3	98.5	
1-2	0.5	0.3	0.3	2.6	0.8	
3-5	0.0	0.3	0.3	0.7	0.3	
6-9	0.0	0.0	0.3	0.0	0.1	
10-19	0.0	0.0	0.9	0.0	0.2	
20-39	0.0	0.0	0.3	0.0	0.1	
40+	0.0	0.0	0.0	0.4	0.1	
N of Valid	416	367	352	271	1406	
N of Miss	25	15	11	12	63	

Table 160: On how many occasions have you used MDMA ('X', 'E', or ecstasy) during the past 30 days?


Response	6	8	10	12	Total	
0	99.8	99.7	99.7	99.3	99.6	
1-2	0.2	0.3	0.3	0.7	0.4	
3-5	0.0	0.0	0.0	0.0	0.0	
6-9	0.0	0.0	0.0	0.0	0.0	
10-19	0.0	0.0	0.0	0.0	0.0	
20-39	0.0	0.0	0.0	0.0	0.0	
40+	0.0	0.0	0.0	0.0	0.0	
N of Valid	414	368	350	270	1402	
N of Miss	27	14	13	14	68	

Table 161: On how many occasions have you taken prescription drugs (such as Valium, Xanax, Ritalin, Adderall, OxyContin, Darvocet, or sleeping pills) on your own-that is, without a doctor telling you to take them in your lifetime?








Response	6	8	10	12	Total	
0	95.0	93.8	83.5	76.8	88.3	
1-2	3.3	2.7	4.5	6.3	4.0	
3-5	0.5	1.6	4.5	3.3	2.3	
6-9	0.0	1.1	1.7	4.4	1.6	
10-19	0.2	0.3	1.4	3.0	1.1	
20-39	0.0	0.0	2.0	2.6	1.0	
40+	0.9	0.5	2.3	3.7	1.7	
N of Valid	422	370	352	271	1415	
N of Miss	19	12	11	13	55	

Table 162: On how many occasions have you taken prescription drugs (such as Valium, Xanax, Ritalin, Adderall, OxyContin, Darvocet, or sleeping pills) on your own-that is, without a doctor telling you to take them during the past 30 days?







Response	6	8	10	12	Total	
0	96.9	97.3	92.0	90.0	94.5	
1-2	2.6	1.9	5.1	4.4	3.4	
3-5	0.0	0.8	2.3	3.0	1.3	
6-9	0.0	0.0	0.6	1.1	0.4	
10-19	0.0	0.0	0.0	1.5	0.3	
20-39	0.0	0.0	0.0	0.0	0.0	
40+	0.5	0.0	0.0	0.0	0.1	
N of Valid	420	368	351	270	1409	
N of Miss	21	14	11	13	59	

Table 163: On how many occasions have you taken non-prescription medicines such as diet pills (for example, Dietac, Dexatrim or Prolamine), stay-awake pills (for example No-Doz, Vivarin, or Wake), or cough or cold medicines (robos, DXM, etc.) to get high in your lifetime?








Response	6	8	10	12	Total	
0	96.7	96.7	93.4	89.6	94.5	
1-2	2.1	0.8	2.3	3.7	2.1	
3-5	0.2	0.3	1.4	3.3	1.1	
6-9	0.2	1.1	1.1	1.5	0.9	
10-19	0.2	0.8	0.9	0.7	0.6	
20-39	0.0	0.0	0.6	0.0	0.1	
40+	0.5	0.3	0.3	1.1	0.5	
N of Valid	422	368	351	270	1411	
N of Miss	19	14	12	14	59	

Table 164: On how many occasions have you taken non-prescription medicines such as diet pills (for example, Dietac, Dexatrim or Prolamine), stay-awake pills (for example No-Doz, Vivarin, or Wake), or cough or cold medicines (robos, DXM, etc.) to get high during the past 30 days?






Response	6	8	10	12	Total	
0	97.4	98.6	97.4	95.2	97.3	
1-2	1.7	0.5	1.7	3.0	1.6	
3-5	0.5	0.3	0.6	0.7	0.5	
6-9	0.2	0.5	0.3	0.7	0.4	
10-19	0.2	0.0	0.0	0.4	0.1	
20-39	0.0	0.0	0.0	0.0	0.0	
40+	0.0	0.0	0.0	0.0	0.0	
N of Valid	422	367	351	271	1411	
N of Miss	19	15	12	12	58	

Table 165: On how many occasions have you been drunk or very high from drinking alcoholic beverages during the past 30 days?








Response	6	8	10	12	Total	
0	98.6	95.9	86.3	80.4	91.4	
1-2	1.2	1.9	7.7	10.7	4.8	
3-5	0.0	1.4	2.3	3.0	1.5	
6-9	0.0	0.0	2.0	3.0	1.1	
10-19	0.0	0.0	0.9	2.2	0.6	
20-39	0.2	0.3	0.3	0.7	0.4	
40+	0.0	0.5	0.6	0.0	0.3	
N of Valid	422	369	350	270	1411	
N of Miss	19	13	12	14	58	

Table 166: On how many occasions have you drunk flavored alcoholic beverages, sometimes called 'alcopops' (like Mike's Hard Lemonade, Smirnoff Ice, Bacardi Breezers, etc.) in your lifetime?








Response	6	8	10	12	Total	
0	90.3	77.8	67.1	46.5	72.9	
1-2	7.8	9.2	10.0	13.2	9.8	
3-5	0.5	4.9	7.1	9.2	4.9	
6-9	0.9	3.3	5.7	7.0	3.9	
10-19	0.0	3.0	2.9	10.6	3.5	
20-39	0.0	1.1	2.3	4.0	1.6	
40+	0.5	0.8	4.9	9.5	3.4	
N of Valid	423	369	350	273	1415	
N of Miss	17	13	12	11	53	

Table 167: On how many occasions have you drunk flavored alcoholic beverages, sometimes called 'alcopops' (like Mike's Hard Lemonade, Smirnoff Ice, Bacardi Breezers, etc.) during the past 30 days?


Response	6	8	10	12	Total	
0	97.2	93.2	84.9	80.5	89.9	
1-2	2.4	4.3	8.5	10.3	5.9	
3-5	0.2	1.6	4.0	4.4	2.3	
6-9	0.0	0.5	1.4	1.8	0.8	
10-19	0.0	0.0	0.3	1.8	0.4	
20-39	0.0	0.3	0.6	0.4	0.3	
40+	0.2	0.0	0.3	0.7	0.3	
N of Valid	423	368	351	272	1414	
N of Miss	18	13	12	11	54	

Table 168: Think back over the last two weeks. How many times have you had five or more alcoholic drinks in a row?


Response	6	8	10	12	Total	
None	97.9	94.3	84.6	82.0	90.6	
Once	1.2	2.4	6.1	6.6	3.8	
Twice	0.0	2.2	3.2	4.0	2.1	
3-5 times	0.5	0.5	2.6	4.8	1.8	
6-9 times	0.0	0.5	1.2	1.8	0.8	
10 or more times	0.5	0.0	2.3	0.7	0.9	
N of Valid	420	370	345	272	1407	
N of Miss	21	12	18	12	63	

Table 169: During the past 30 days, how many times did you ride in a car or other vehicle driven by someone who had been drinking alcohol?


Response	6	8	10	12	Total	
0 times	88.8	90.2	82.5	84.5	86.8	
1 time	6.0	3.8	5.8	7.0	5.6	
2 or 3 times	1.2	4.3	6.7	6.3	4.4	
4 or 5 times	0.7	0.5	1.7	1.1	1.0	
6 or more times	3.3	1.1	3.2	1.1	2.3	
N of Valid	418	369	343	271	1401	
N of Miss	23	13	20	13	69	

Table 170: During the past 30 days, how many times did you drive a car or other vehicle when you had been drinking alcohol?







Response	6	8	10	12	Total	
I did not drive a car in the past 30 days	41.8	51.0	37.4	16.0	38.1	
0 times	55.7	48.5	57.5	75.7	58.2	
1 time	1.2	0.3	0.9	4.9	1.6	
2 or 3 times	0.7	0.3	2.4	2.6	1.4	
4 or 5 times	0.0	0.0	0.3	0.0	0.1	
6 or more times	0.5	0.0	1.5	0.7	0.7	
N of Valid	404	357	334	268	1363	
N of Miss	23	16	24	15	78	

Table 171: If you drank alcohol (not just a sip or taste) in the past year, how did you usually get it?













Response	6	8	10	12	Total	
I did not drink alcohol in the past year	92.3	78.1	60.2	45.1	71.5	
I bought it myself with a fake ID	0.0	0.0	0.3	0.0	0.1	
I bought it myself without a fake ID	0.2	0.0	0.9	0.7	0.4	
I got it from someone I know age 21 or older	1.0	5.5	15.7	32.8	12.0	
I got it from someone I know under age 21	0.2	1.6	5.7	4.5	2.8	
I got it from my brother or sister	0.5	2.2	0.3	1.1	1.0	
I got it from home with my parents' permission	1.5	3.8	6.0	5.6	4.0	
I got it from home without my parents' permission	1.0	0.8	2.1	0.4	1.1	
I got it from another relative	0.7	2.2	1.5	2.2	1.6	
A stranger bought it for me	0.0	0.8	0.3	1.5	0.6	
I took it from a store or shop	0.2	0.0	0.3	0.4	0.2	
Other	2.2	4.9	6.6	5.6	4.7	
N of Valid	402	365	332	268	1367	
N of Miss	38	16	25	14	93	

Table 172: If you drank alcohol (not just a sip or taste) in the past year, where did you usually drink it?











Response	6	8	10	12	Total	
I did not drink alcohol in the past year	92.5	77.8	61.5	44.7	71.8	
at my home	4.8	7.8	11.1	11.5	8.4	
at someone else's home	0.8	9.4	22.2	34.7	14.9	
at an open area like a park, beach, field, back road, woods, or a street corner	0.5	3.0	1.8	6.1	2.6	
at a sporting event or concert	0.0	0.6	0.3	0.4	0.3	
at a restaurant, bar, or a nightclub	0.3	0.3	0.6	1.1	0.5	
at an empty building or a construction site	0.3	0.3	0.3	0.0	0.2	
at a hotel/motel	0.0	0.0	0.6	0.4	0.2	
in a car	0.5	0.6	0.6	0.8	0.6	
at school	0.5	0.3	0.9	0.4	0.5	
N of Valid	398	361	325	262	1346	
N of Miss	42	18	29	16	105	

Table 173: During the last month, about how many marijuana cigarettes, or the equivalent, did you smoke a day, on the average?








Response	6	8	10	12	Total	
None	98.3	94.8	87.0	84.0	91.9	
Less than 1 a day	0.7	1.6	4.7	6.3	3.0	
1 a day	0.0	0.5	1.8	1.5	0.9	
2-3 a day	0.0	1.1	1.5	4.9	1.6	
4-6 a day	0.5	0.5	2.7	1.5	1.2	
7-10 a day	0.5	0.3	0.3	0.4	0.4	
11 or more a day	0.0	1.1	2.1	1.5	1.1	
N of Valid	416	366	338	268	1388	
N of Miss	25	16	25	16	82	

Table 174: How wrong would most adults (over 21) in your neighborhood think it is for kids your age: to use marijuana?





Response	6	8	10	12	Total	
Very wrong	89.7	80.8	73.0	67.7	79.0	
Wrong	6.4	11.2	14.2	16.2	11.5	
A little bit wrong	2.5	3.8	9.4	9.8	5.9	
Not wrong at all	1.5	4.1	3.3	6.4	3.6	
N of Valid	407	365	330	266	1368	
N of Miss	34	16	32	17	99	

Table 175: How wrong would most adults (over 21) in your neighborhood think it is for kids your age: to drink alcohol?





Response	6	8	10	12	Total	
Very wrong	79.2	66.1	57.0	50.9	64.8	
Wrong	12.1	19.9	19.7	19.1	17.4	
A little bit wrong	5.9	8.5	14.8	20.2	11.6	
Not wrong at all	2.7	5.5	8.5	9.7	6.2	
N of Valid	404	366	330	267	1367	
N of Miss	36	16	33	17	102	

Table 176: How wrong would most adults (over 21) in your neighborhood think it is for kids your age: to smoke cigarettes?





Response	6	8	10	12	Total	
Very wrong	79.0	64.2	59.5	48.1	64.3	
Wrong	11.6	18.6	18.4	17.7	16.3	
A little bit wrong	7.2	9.6	11.8	20.3	11.5	
Not wrong at all	2.2	7.7	10.3	13.9	7.9	
N of Valid	404	366	331	266	1367	
N of Miss	37	16	32	18	103	

Table 177: How much do each of the following statements describe your neighborhood? crime and/or drug selling


Response	6	8	10	12	Total	
NO!	77.9	72.2	71.9	64.8	72.4	
no	15.0	16.5	17.3	20.6	17.1	
yes	4.9	7.2	8.4	12.0	7.7	
YES!	2.2	4.1	2.4	2.6	2.8	
N of Valid	407	363	335	267	1372	
N of Miss	34	19	28	17	98	

Table 178: How much do each of the following statements describe your neighborhood? fights


Response	6	8	10	12	Total	
NO!	65.4	63.0	66.3	61.8	64.3	
no	17.5	18.5	17.6	21.3	18.6	
yes	11.1	12.7	12.2	14.2	12.4	
YES!	5.9	5.8	3.9	2.6	4.7	
N of Valid	405	362	335	267	1369	
N of Miss	33	20	28	17	98	

Table 179: How much do each of the following statements describe your neighborhood? lots of empty or abandoned buildings


Response	6	8	10	12	Total	
NO!	73.8	71.7	70.4	67.4	71.2	
no	19.9	22.2	20.3	24.0	21.4	
yes	4.4	4.2	7.2	6.4	5.4	
YES!	2.0	1.9	2.1	2.2	2.0	
N of Valid	408	360	335	267	1370	
N of Miss	33	22	28	17	100	

Table 180: How much do each of the following statements describe your neighborhood? lots of graffiti





Response	6	8	10	12	Total	
NO!	80.6	78.7	79.7	74.8	78.7	
no	15.4	16.1	16.1	21.4	16.9	
yes	2.0	2.8	3.0	2.3	2.5	
YES!	2.0	2.5	1.2	1.5	1.8	
N of Valid	397	361	335	266	1359	
N of Miss	43	21	28	18	110	

Table 181: If I had to move, I would miss the neighborhood I now live in.





Response	6	8	10	12	Total	
NO!	18.1	13.8	15.3	15.4	15.7	
no	10.9	15.2	19.2	24.7	16.8	
yes	24.5	30.1	33.2	31.5	29.5	
YES!	46.5	40.9	32.3	28.5	38.0	
N of Valid	404	362	334	267	1367	
N of Miss	36	20	29	17	102	

Table 182: My neighbors notice when I am doing a good job and let me know about it.





Response	6	8	10	12	Total	
NO!	35.6	30.3	36.1	41.9	35.6	
no	29.6	36.1	32.8	37.8	33.7	
yes	20.8	24.2	21.1	15.4	20.7	
YES!	14.0	9.4	9.9	4.9	10.0	
N of Valid	399	360	332	267	1358	
N of Miss	41	22	31	17	111	

Table 183: I like my neighborhood.

Response	6	8	10	12	Total	
NO!	14.7	8.7	12.4	10.9	11.8	
no	9.2	10.1	11.5	16.5	11.4	
yes	29.6	41.6	42.9	47.6	39.5	
YES!	46.5	39.7	33.2	25.1	37.3	
N of Valid	402	358	331	267	1358	
N of Miss	37	22	32	17	108	

Table 184: There are lots of adults in my neighborhood I could talk to about something important.

Response	6	8	10	12	Total	
NO!	29.6	24.9	28.6	31.8	28.6	
no	25.1	26.9	31.9	34.5	29.1	
yes	23.6	27.1	24.7	24.0	24.9	
YES!	21.6	21.1	14.8	9.7	17.5	
N of Valid	398	361	332	267	1358	
N of Miss	43	21	31	17	112	

Table 185: I'd like to get out of my neighborhood.

Response	6	8	10	12	Total	
NO!	53.7	43.3	40.4	29.1	42.8	
no	26.4	30.7	33.7	42.6	32.5	
yes	9.6	15.4	15.4	18.5	14.3	
YES!	10.3	10.6	10.5	9.8	10.4	
N of Valid	397	358	332	265	1352	
N of Miss	41	23	31	18	113	

Table 186: There are people in my neighborhood who are proud of me when I do something well.

Response	6	8	10	12	Total	
NO!	26.4	21.8	27.6	32.0	26.5	
no	23.1	29.1	30.9	27.4	27.4	
yes	27.1	30.2	27.3	30.8	28.7	
YES!	23.4	19.0	14.2	9.8	17.3	
N of Valid	402	358	330	266	1356	
N of Miss	39	24	32	18	113	

Table 187: There are people in my neighborhood who encourage me to do my best.

Response	6	8	10	12	Total	
NO!	24.2	20.1	26.7	31.6	25.2	
no	20.9	25.7	30.6	27.8	25.9	
yes	29.2	32.1	27.9	32.3	30.3	
YES!	25.7	22.1	14.7	8.3	18.6	
N of Valid	401	358	333	266	1358	
N of Miss	40	24	30	18	112	

Table 188: I feel safe in my neighborhood.

Response	6	8	10	12	Total	
NO!	11.6	7.0	10.8	9.8	9.8	
no	10.1	10.1	10.2	10.5	10.2	
yes	33.7	41.1	36.7	44.7	38.6	
YES!	44.7	41.7	42.2	35.0	41.4	
N of Valid	398	355	332	266	1351	
N of Miss	40	26	31	18	115	

Table 189: Which of the following activities for people your age are available in your community? sports teams?



Response	6	8	10	12	Total	
No	18.7	18.2	12.0	15.9	16.4	
Yes	81.3	81.8	88.0	84.1	83.6	
N of Valid	402	351	333	264	1350	
N of Miss	38	31	30	20	119	

Table 190: Which of the following activities for people your age are available in your community? scouting?



Response	6	8	10	12	Total	
No	38.2	45.4	33.1	33.8	38.0	
Yes	61.8	54.6	66.9	66.2	62.0	
N of Valid	393	350	332	263	1338	
N of Miss	48	32	31	21	132	

Table 191: Which of the following activities for people your age are available in your community? boys and girls clubs?



Response	6	8	10	12	Total	
No	38.2	35.9	28.0	30.8	33.6	
Yes	61.8	64.1	72.0	69.2	66.4	
N of Valid	387	351	329	263	1330	
N of Miss	53	31	34	21	139	

Table 192: Which of the following activities for people your age are available in your community? 4-H clubs?



Response	6	8	10	12	Total	
No	65.0	45.9	29.9	32.7	44.5	
Yes	35.0	54.1	70.1	67.3	55.5	
N of Valid	360	344	328	263	1295	
N of Miss	81	37	35	21	174	

Table 193: Which of the following activities for people your age are available in your community? service clubs?



Response	6	8	10	12	Total	
No	59.6	44.5	25.5	27.5	40.5	
Yes	40.4	55.5	74.5	72.5	59.5	
N of Valid	364	346	330	262	1302	
N of Miss	77	36	33	22	168	

Table 194: If a kid smoked marijuana in your neighborhood would he or she be caught by the police?





Response	6	8	10	12	Total	
NO!	13.4	13.9	19.0	29.4	18.0	
no	20.2	34.3	41.3	47.3	34.4	
yes	29.7	24.6	21.4	18.3	24.1	
YES!	36.8	27.2	18.4	5.0	23.5	
N of Valid	397	353	332	262	1344	
N of Miss	43	29	31	21	124	

Table 195: If a kid drank some beer, wine or hard liquor (for example, vodka, whiskey, or gin) in your neighborhood would he or she be caught by the police?





Response	6	8	10	12	Total	
NO!	14.5	16.1	22.9	33.1	20.6	
no	27.2	41.4	49.4	48.7	40.6	
yes	29.7	22.1	14.5	14.4	20.9	
YES!	28.7	20.4	13.3	3.8	17.8	
N of Valid	394	353	332	263	1342	
N of Miss	46	29	31	21	127	

Table 196: If a kid carried a handgun in your neighborhood would he or she be caught by the police?





Response	6	8	10	12	Total	
NO!	14.2	11.9	18.1	24.8	16.6	
no	17.8	27.2	30.2	33.2	26.3	
yes	27.9	27.2	25.1	27.5	26.9	
YES!	40.1	33.7	26.6	14.5	30.1	
N of Valid	394	353	331	262	1340	
N of Miss	47	29	32	22	130	

Table 197: If you wanted to get some cigarettes, how easy would it be for you to get some?





Response	6	8	10	12	Total	
Very hard	70.8	54.9	31.0	15.5	46.0	
Sort of hard	10.5	12.0	12.8	7.8	10.9	
Sort of easy	8.7	13.4	24.0	12.8	14.5	
Very easy	10.0	19.6	32.2	64.0	28.5	
N of Valid	390	357	329	258	1334	
N of Miss	50	25	34	25	134	

Table 198: If you wanted to get some beer, wine or hard liquor (for example, vodka, whiskey, or gin), how easy would it be for you to get some?





Response	6	8	10	12	Total	
Very hard	76.0	51.8	31.2	13.7	46.4	
Sort of hard	9.3	15.2	13.6	12.5	12.6	
Sort of easy	9.0	18.9	22.4	24.2	17.9	
Very easy	5.7	14.1	32.7	49.6	23.1	
N of Valid	387	355	330	256	1328	
N of Miss	52	27	33	26	138	

Table 199: If you wanted to get a drug like cocaine, LSD, or amphetamines, how easy would it be for you to get some?





Response	6	8	10	12	Total	
Very hard	96.4	84.9	67.8	51.0	77.5	
Sort of hard	1.5	9.0	15.2	23.0	11.0	
Sort of easy	0.5	2.5	9.1	12.8	5.6	
Very easy	1.5	3.6	7.9	13.2	5.9	
N of Valid	388	357	329	257	1331	
N of Miss	52	25	34	27	138	

Table 200: If you wanted to get a handgun, how easy would it be for you to get one?





Response	6	8	10	12	Total	
Very hard	76.9	66.3	51.2	42.4	61.0	
Sort of hard	9.6	10.4	16.4	14.4	12.4	
Sort of easy	5.4	10.7	15.5	16.7	11.5	
Very easy	8.0	12.6	17.0	26.5	15.0	
N of Valid	386	356	330	257	1329	
N of Miss	54	25	33	27	139	

Table 201: If you wanted to get some marijuana, how easy would it be for you to get some?





Response	6	8	10	12	Total	
Very hard	93.0	76.1	49.1	29.5	65.3	
Sort of hard	3.1	5.3	12.1	8.5	7.0	
Sort of easy	1.6	8.1	14.8	17.1	9.6	
Very easy	2.3	10.4	23.9	45.0	18.1	
N of Valid	386	356	330	258	1330	
N of Miss	54	26	33	26	139	

Table 202: During the past 12 months, have you participated in any alcohol prevention programs or seen any alcohol prevention messages in your school or community? Yes, a school-based program focused on preventing underage drinking and/or drinking and driving.



Response	6	8	10	12	Total	
No	59.0	73.8	78.2	78.5	71.4	
Yes	41.0	26.2	21.8	21.5	28.6	
N of Valid	441	382	363	284	1470	
N of Miss	0	0	0	0	0	

Table 203: During the past 12 months, have you participated in any alcohol prevention programs or seen any alcohol prevention messages in your school or community? Yes, a community-based program focused on preventing underage drinking and/or drinking and driving (for example, through your church or temple or through youth groups like Boys and Girls Club or 4-H).



Response	6	8	10	12	Total	
No	91.8	89.3	94.5	92.6	92.0	
Yes	8.2	10.7	5.5	7.4	8.0	
N of Valid	441	382	363	284	1470	
N of Miss	0	0	0	0	0	

Table 204: During the past 12 months, have you participated in any alcohol prevention programs or seen any alcohol prevention messages in your school or community? Yes, a media campaign addressing underage drinking and/or drinking and driving (for example, newspaper ads, posters, pamphlets, radio, TV).



Response	6	8	10	12	Total	
No	90.0	82.5	91.2	89.1	88.2	
Yes	10.0	17.5	8.8	10.9	11.8	
N of Valid	441	382	363	284	1470	
N of Miss	0	0	0	0	0	

Table 205: During the past 12 months, have you participated in any alcohol prevention programs or seen any alcohol prevention messages in your school or community? No



Response	6	8	10	12	Total	
No	55.1	40.8	40.2	38.0	44.4	
Yes	44.9	59.2	59.8	62.0	55.6	
N of Valid	441	382	363	284	1470	
N of Miss	0	0	0	0	0	

Table 206: How wrong do your parents feel it would be for YOU to: drink beer, wine or hard liquor (for example, vodka, whiskey or gin) regularly?





Response	6	8	10	12	Total	
Very wrong	89.3	77.2	70.1	57.4	75.3	
Wrong	7.5	14.9	15.9	19.8	13.8	
A little bit wrong	3.0	5.9	9.5	15.5	7.7	
Not wrong at all	0.2	2.0	4.6	7.4	3.1	
N of Valid	401	356	328	258	1343	
N of Miss	40	26	35	26	127	

Table 207: How wrong do your parents feel it would be for YOU to: smoke cigarettes?





Response	6	8	10	12	Total	
Very wrong	90.0	83.9	80.9	64.6	81.3	
Wrong	6.5	10.4	9.4	17.1	10.3	
A little bit wrong	2.5	3.9	6.1	12.5	5.7	
Not wrong at all	1.0	1.7	3.6	5.8	2.8	
N of Valid	401	355	329	257	1342	
N of Miss	40	27	34	27	128	

Table 208: How wrong do your parents feel it would be for YOU to: smoke marijuana?





Response	6	8	10	12	Total	
Very wrong	97.2	92.4	84.5	76.7	88.8	
Wrong	2.0	5.1	8.5	11.2	6.2	
A little bit wrong	0.5	0.8	3.0	6.2	2.3	
Not wrong at all	0.3	1.7	4.0	5.8	2.6	
N of Valid	394	356	328	258	1336	
N of Miss	46	26	35	26	133	

Table 209: How wrong do your parents feel it would be for YOU to: steal something worth more than \$5?

Response	6	8	10	12	Total	
Very wrong	84.5	84.0	85.0	81.8	84.0	
Wrong	12.5	12.9	12.5	13.2	12.8	
A little bit wrong	2.8	2.0	1.2	2.3	2.1	
Not wrong at all	0.3	1.1	1.2	2.7	1.2	
N of Valid	399	356	327	258	1340	
N of Miss	41	26	36	26	129	

Table 210: How wrong do your parents feel it would be for YOU to: draw graffiti, write things, or draw pictures on buildings or other property (without the owner's permission)?

Response	6	8	10	12	Total	
Very wrong	89.8	85.7	83.5	81.3	85.5	
Wrong	7.5	10.1	9.8	13.2	9.8	
A little bit wrong	2.5	2.5	4.9	3.9	3.4	
Not wrong at all	0.3	1.7	1.8	1.6	1.3	
N of Valid	400	356	328	257	1341	
N of Miss	41	26	35	27	129	

Table 211: How wrong do your parents feel it would be for YOU to: pick a fight with someone?

Response	6	8	10	12	Total	
Very wrong	67.4	61.1	59.8	49.0	60.3	
Wrong	19.8	20.8	21.0	25.3	21.4	
A little bit wrong	9.5	12.7	14.6	19.8	13.6	
Not wrong at all	3.3	5.4	4.6	5.8	4.6	
N of Valid	399	355	328	257	1339	
N of Miss	40	27	35	27	129	

Table 212: During the past 12 months, have you talked with at least one of your parents about the dangers of underage drinking and/or drinking and driving? By parents, we mean either your biological parents, adoptive parents, stepparents, or adult guardians - whether or not they live with you.



Response	6	8	10	12	Total	
No	56.5	58.5	60.2	54.4	57.5	
Yes	43.5	41.5	39.8	45.6	42.5	
N of Valid	370	337	322	252	1281	
N of Miss	71	44	41	32	188	

Table 213: Have any of your brothers or sisters ever: drunk beer, wine or hard liquor (for example, vodka, whiskey or gin)?




Response	6	8	10	12	Total	
No	75.3	60.3	50.0	33.9	57.1	
Yes	21.1	35.1	45.4	57.9	37.9	
I don't have any brothers or sisters	3.6	4.5	4.6	8.3	5.0	
N of Valid	388	353	324	254	1319	
N of Miss	53	29	39	30	151	

Table 214: Have any of your brothers or sisters ever: smoked marijuana?




Response	6	8	10	12	Total	
No	90.3	81.5	72.0	55.6	76.8	
Yes	5.9	13.9	23.4	36.1	18.1	
I don't have any brothers or sisters	3.8	4.5	4.6	8.3	5.1	
N of Valid	390	352	325	252	1319	
N of Miss	51	30	38	32	151	

Table 215: Have any of your brothers or sisters ever: smoked cigarettes?




Response	6	8	10	12	Total	
No	74.9	67.3	59.1	47.4	63.7	
Yes	21.2	28.1	35.7	43.9	31.0	
I don't have any brothers or sisters	3.9	4.5	5.2	8.7	5.3	
N of Valid	387	352	325	253	1317	
N of Miss	53	30	38	31	152	

Table 216: Have any of your brothers or sisters ever: taken a handgun to school?




Response	6	8	10	12	Total	
No	95.7	94.9	92.9	88.9	93.5	
Yes	0.5	0.3	2.2	2.4	1.2	
I don't have any brothers or sisters	3.8	4.8	4.9	8.7	5.3	
N of Valid	391	352	325	252	1320	
N of Miss	50	30	38	32	150	

Table 217: Have any of your brothers or sisters ever: been suspended or expelled from school?




Response	6	8	10	12	Total	
No	75.6	72.9	74.2	64.1	72.3	
Yes	20.6	22.6	20.9	26.7	22.4	
I don't have any brothers or sisters	3.9	4.6	4.9	9.2	5.3	
N of Valid	389	350	325	251	1315	
N of Miss	52	32	38	33	155	

Table 218: The rules in my family are clear.





Response	6	8	10	12	Total	
NO!	5.3	3.4	3.4	4.3	4.2	
no	6.4	6.3	11.7	8.3	8.0	
yes	35.6	38.4	38.5	44.3	38.7	
YES!	52.7	52.0	46.5	43.1	49.1	
N of Valid	393	352	325	253	1323	
N of Miss	48	30	38	31	147	

Table 219: People in my family often insult or yell at each other.

Response	6	8	10	12	Total	
NO!	35.7	27.0	22.5	17.8	26.8	
no	38.2	39.8	40.7	39.5	39.5	
yes	17.6	25.0	26.5	30.8	24.3	
YES!	8.5	8.2	10.2	11.9	9.5	
N of Valid	398	352	324	253	1327	
N of Miss	43	29	39	31	142	

Table 220: When I am not at home, one of my parents knows where I am and who I am with.

Response	6	8	10	12	Total	
NO!	4.8	3.4	3.4	6.4	4.4	
no	4.0	6.0	11.1	12.4	7.9	
yes	30.1	34.6	37.3	45.0	35.9	
YES!	61.1	56.0	48.1	36.1	51.9	
N of Valid	396	350	324	249	1319	
N of Miss	45	31	39	33	148	

Table 221: We argue about the same things in my family over and over.

Response	6	8	10	12	Total	
NO!	39.3	24.3	17.8	13.9	25.3	
no	35.8	37.1	33.4	33.9	35.2	
yes	18.6	24.9	34.1	37.5	27.6	
YES!	6.3	13.7	14.7	14.7	11.9	
N of Valid	397	350	320	251	1318	
N of Miss	43	32	42	33	150	

Table 222: If you drank some beer or wine or liquor (for example, vodka, whiskey, or gin) without your parents' permission, would you be caught by your parents?





Response	6	8	10	12	Total	
NO!	8.1	9.1	12.1	16.3	10.9	
no	7.9	19.7	29.5	39.7	22.4	
yes	16.3	17.7	25.2	22.2	20.0	
YES!	67.7	53.4	33.2	21.8	46.7	
N of Valid	393	350	322	252	1317	
N of Miss	46	32	41	31	150	

Table 223: My family has clear rules about alcohol and drug use.





Response	6	8	10	12	Total	
NO!	5.7	5.7	4.7	5.6	5.4	
no	5.7	8.5	12.8	14.8	9.9	
yes	18.6	25.6	30.5	32.4	26.0	
YES!	70.1	60.1	52.0	47.2	58.6	
N of Valid	388	351	321	250	1310	
N of Miss	53	31	42	33	159	

Table 224: If you carried a handgun without your parents' permission, would you be caught by your parents?





Response	6	8	10	12	Total	
NO!	6.2	4.9	6.2	13.2	7.2	
no	2.8	8.3	15.0	17.6	10.1	
yes	19.0	22.6	24.9	26.8	22.9	
YES!	72.1	64.3	53.9	42.4	59.9	
N of Valid	390	350	321	250	1311	
N of Miss	50	32	41	34	157	

Table 225: If you skipped school would you be caught by your parents?





Response	6	8	10	12	Total	
NO!	5.3	6.3	10.2	14.0	8.4	
no	6.6	12.4	14.3	28.0	14.1	
yes	21.0	19.0	26.4	28.8	23.3	
YES!	67.1	62.4	49.1	29.2	54.2	
N of Valid	395	348	322	250	1315	
N of Miss	45	34	41	34	154	

Table 226: Do you feel very close to your mother?





Response	6	8	10	12	Total	
NO!	5.1	7.8	9.0	14.6	8.5	
no	5.8	10.9	15.6	15.4	11.4	
yes	20.6	26.7	30.2	30.0	26.3	
YES!	68.5	54.6	45.2	40.1	53.7	
N of Valid	394	348	321	247	1310	
N of Miss	46	34	42	35	157	

Table 227: Do you share your thoughts and feelings with your mother?





Response	6	8	10	12	Total	
NO!	13.8	13.6	14.2	17.3	14.5	
no	17.9	25.4	26.1	22.9	22.9	
yes	24.4	27.2	26.1	28.5	26.3	
YES!	43.8	33.8	33.6	31.3	36.3	
N of Valid	390	346	318	249	1303	
N of Miss	50	35	44	34	163	

Table 228: My parents ask me what I think before most family decisions affecting me are made.

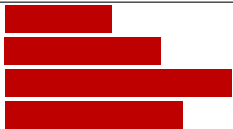
Response	6	8	10	12	Total	
NO!	16.7	13.8	12.8	16.9	15.0	
no	20.4	22.4	28.4	22.2	23.3	
yes	30.2	35.3	33.8	43.1	34.9	
YES!	32.8	28.4	25.0	17.7	26.8	
N of Valid	378	348	320	248	1294	
N of Miss	61	33	43	36	173	

Table 229: Do you share your thoughts and feelings with your father?


Response	6	8	10	12	Total	
NO!	26.5	22.3	30.3	27.5	26.5	
no	21.6	29.8	26.2	25.5	25.6	
yes	21.9	26.0	24.6	28.7	24.9	
YES!	30.1	22.0	18.9	18.2	22.9	
N of Valid	389	346	317	247	1299	
N of Miss	52	36	44	37	169	

Table 230: Do you enjoy spending time with your mother?


Response	6	8	10	12	Total	
NO!	3.6	6.9	8.8	12.2	7.4	
no	4.4	9.2	12.2	10.6	8.7	
yes	22.8	38.5	43.4	42.3	35.7	
YES!	69.2	45.4	35.6	35.0	48.2	
N of Valid	390	348	320	246	1304	
N of Miss	51	34	43	38	166	

Table 231: Do you enjoy spending time with your father?

Response	6	8	10	12	Total	
NO!	13.3	10.1	18.0	14.6	13.9	
no	3.9	10.4	15.1	8.9	9.4	
yes	22.4	34.5	37.9	42.7	33.3	
YES!	60.4	44.9	29.0	33.7	43.5	
N of Valid	384	345	317	246	1292	
N of Miss	56	37	45	38	176	

Table 232: If I had a personal problem, I could ask my mom or dad for help.

Response	6	8	10	12	Total	
NO!	7.4	9.1	12.2	9.8	9.5	
no	7.7	12.0	15.4	9.8	11.1	
yes	24.3	29.0	32.9	39.6	30.6	
YES!	60.6	49.9	39.5	40.8	48.8	
N of Valid	391	341	319	245	1296	
N of Miss	49	40	44	39	172	

Table 233: Do you feel very close to your father?

Response	6	8	10	12	Total	
NO!	15.7	14.0	22.3	18.0	17.3	
no	9.8	15.5	20.8	16.8	15.3	
yes	20.6	29.7	28.3	32.8	27.2	
YES!	53.9	40.8	28.6	32.4	40.1	
N of Valid	388	343	318	244	1293	
N of Miss	53	39	44	40	176	

Table 234: My parents give me lots of chances to do fun things with them.

Response	6	8	10	12	Total	
NO!	7.9	9.3	10.7	13.1	9.9	
no	12.2	16.2	22.7	24.1	18.1	
yes	28.8	30.7	35.3	40.0	33.0	
YES!	51.1	43.8	31.2	22.9	39.0	
N of Valid	393	345	317	245	1300	
N of Miss	48	37	45	38	168	

Table 235: My parents ask if I've gotten my homework done.

Response	6	8	10	12	Total	
NO!	2.3	4.4	7.6	11.1	5.8	
no	3.8	8.2	12.9	25.9	11.3	
yes	27.0	27.8	40.1	35.8	32.0	
YES!	67.0	59.6	39.4	27.2	50.9	
N of Valid	397	342	317	243	1299	
N of Miss	44	40	46	41	171	

Table 236: People in my family have serious arguments.

Response	6	8	10	12	Total	
NO!	35.8	25.5	22.5	18.6	26.6	
no	39.6	44.6	44.3	48.8	43.8	
yes	15.1	18.5	22.8	21.1	19.0	
YES!	9.5	11.4	10.4	11.6	10.6	
N of Valid	391	341	316	242	1290	
N of Miss	49	41	47	42	179	

Table 237: Would your parents know if you did not come home on time?


Response	6	8	10	12	Total	
NO!	2.1	3.9	4.8	9.5	4.6	
no	9.8	6.5	14.3	14.5	10.9	
yes	27.5	36.3	38.1	42.6	35.3	
YES!	60.7	53.3	42.9	33.5	49.2	
N of Valid	389	336	315	242	1282	
N of Miss	52	45	48	42	187	

Table 238: It is important to be honest with your parents, even if they become upset or you get punished.


Response	6	8	10	12	Total	
NO!	3.4	4.7	6.3	10.9	5.9	
no	3.6	8.0	13.6	9.2	8.3	
yes	28.9	32.5	37.0	45.2	34.9	
YES!	64.2	54.7	43.0	34.7	51.0	
N of Valid	388	338	316	239	1281	
N of Miss	53	44	47	45	189	

Table 239: My parents notice when I am doing a good job and let me know about it.


Response	6	8	10	12	Total	
Never or Almost Never	7.5	10.7	12.0	9.4	9.8	
Sometimes	24.8	22.0	28.8	32.7	26.5	
Often	26.6	31.5	29.1	32.2	29.6	
All the time	41.1	35.7	30.1	25.7	34.1	
N of Valid	399	336	316	245	1296	
N of Miss	42	46	47	38	173	

Table 240: How often do your parents tell you they're proud of you for something you've done?





Response	6	8	10	12	Total	
Never or Almost Never	6.9	10.8	11.1	12.1	9.9	
Sometimes	19.8	18.3	28.3	27.5	22.9	
Often	29.2	35.3	30.2	31.6	31.5	
All the time	44.2	35.6	30.5	28.7	35.7	
N of Valid	394	334	315	247	1290	
N of Miss	47	48	48	37	180	

Table 241: How many brothers and sisters, including stepbrothers and stepsisters, do you have that are younger than you?








Response	6	8	10	12	Total	
0	33.6	34.4	35.4	35.2	34.6	
1	28.5	30.5	27.9	30.3	29.2	
2	19.7	20.8	13.6	15.2	17.7	
3	6.9	5.7	9.4	6.6	7.1	
4	3.3	4.2	6.2	4.5	4.5	
5	4.6	1.8	2.3	2.9	3.0	
6 or more	3.3	2.4	5.2	5.3	3.9	
N of Valid	390	331	308	244	1273	
N of Miss	50	50	55	39	194	

Table 242: How many brothers and sisters, including stepbrothers and stepsisters, do you have that are older than you?








Response	6	8	10	12	Total	
0	27.6	36.9	34.1	37.7	33.5	
1	29.4	26.5	29.9	25.5	28.0	
2	22.0	16.7	15.3	17.4	18.1	
3	8.9	8.0	6.2	8.1	7.9	
4	4.3	5.7	6.8	4.5	5.3	
5	3.5	3.0	1.9	1.2	2.6	
6 or more	4.3	3.3	5.8	5.7	4.7	
N of Valid	395	336	308	247	1286	
N of Miss	46	46	55	37	184	

Table 243: Have you changed homes in the past year (the last 12 months)?



Response	6	8	10	12	Total	
No	69.0	77.5	73.5	73.4	73.1	
Yes	31.0	22.5	26.5	26.6	26.9	
N of Valid	394	334	309	244	1281	
N of Miss	47	48	54	40	189	

Table 244: How many times have you changed homes since kindergarten?






Response	6	8	10	12	Total	
Never	26.5	26.2	25.2	25.4	25.9	
1 or 2 times	28.0	38.3	29.2	29.5	31.3	
3 or 4 times	22.1	18.4	20.7	23.8	21.1	
5 or 6 times	11.1	7.2	11.5	13.1	10.6	
7 or more times	12.3	9.9	13.4	8.2	11.2	
N of Valid	389	332	305	244	1270	
N of Miss	50	50	58	39	197	

Table 245: Have you changed schools (including changing from elementary to middle and middle to high school) in the past year?



Response	6	8	10	12	Total	
No	51.7	52.6	64.2	84.6	61.3	
Yes	48.3	47.4	35.8	15.4	38.7	
N of Valid	385	329	307	241	1262	
N of Miss	54	52	56	43	205	

Table 246: How many times have you changed schools since kindergarten (including changing from elementary to middle and middle to high school)?






Response	6	8	10	12	Total	
Never	26.5	28.3	30.3	31.3	28.8	
1 or 2 times	38.7	23.7	17.3	19.8	26.0	
3 or 4 times	18.8	31.0	31.9	30.5	27.4	
5 or 6 times	9.5	9.1	11.1	11.5	10.2	
7 or more times	6.4	7.9	9.4	7.0	7.7	
N of Valid	388	329	307	243	1267	
N of Miss	52	53	56	41	202	

Table 247: Has anyone in your family ever had severe alcohol or drug problems?



Response	6	8	10	12	Total	
No	68.6	64.0	62.2	57.3	63.7	
Yes	31.4	36.0	37.8	42.7	36.3	
N of Valid	385	331	307	241	1264	
N of Miss	56	51	56	43	206	

Table 248: About how many adults (over 21) have you known personally who in the past year have: used marijuana, crack, cocaine, or other drugs?






Response	6	8	10	12	Total	
0	75.7	64.5	61.4	50.0	64.4	
1	11.1	15.9	14.2	11.6	13.2	
2	4.7	8.9	9.9	12.0	8.4	
3-4	3.9	3.7	5.9	11.2	5.7	
5+	4.7	7.0	8.6	15.3	8.3	
N of Valid	387	327	303	242	1259	
N of Miss	54	55	59	42	210	

Table 249: About how many adults (over 21) have you known personally who in the past year have: sold or dealt drugs?






Response	6	8	10	12	Total	
0	87.9	78.5	71.5	63.6	76.8	
1	5.2	10.7	13.6	9.5	9.5	
2	2.6	4.6	6.6	11.2	5.7	
3-4	2.3	2.5	3.3	6.2	3.3	
5+	2.1	3.7	5.0	9.5	4.6	
N of Valid	387	326	302	242	1257	
N of Miss	54	56	61	42	213	

Table 250: About how many adults (over 21) have you known personally who in the past year have: done other things that could get them in trouble with the police, like stealing, selling stolen goods, mugging or assaulting others, etc.?






Response	6	8	10	12	Total	
0	81.6	72.6	68.5	61.8	72.3	
1	10.1	13.7	11.9	10.5	11.6	
2	4.4	5.8	8.3	8.8	6.5	
3-4	1.0	2.7	5.0	6.7	3.5	
5+	2.9	5.2	6.3	12.2	6.1	
N of Valid	385	328	302	238	1253	
N of Miss	55	54	61	45	215	

Table 251: About how many adults (over 21) have you known personally who in the past year have: gotten drunk or high?






Response	6	8	10	12	Total	
0	61.3	50.5	41.2	31.5	47.9	
1	16.9	18.7	18.6	10.0	16.4	
2	8.8	10.1	10.0	10.8	9.8	
3-4	5.2	6.1	12.0	12.9	8.5	
5+	7.8	14.7	18.3	34.9	17.3	
N of Valid	385	327	301	241	1254	
N of Miss	56	55	62	43	216	

Table 252: Have you seen or heard information about underage drinking in the past 12 months from the following sources? Radio



Response	6	8	10	12	Total	
No	52.5	47.5	42.7	40.2	46.5	
Yes	47.5	52.5	57.3	59.8	53.5	
N of Valid	379	324	302	241	1246	
N of Miss	62	58	60	43	223	

Table 253: Have you seen or heard information about underage drinking in the past 12 months from the following sources? TV.



Response	6	8	10	12	Total	
No	29.1	21.0	23.2	21.6	24.1	
Yes	70.9	79.0	76.8	78.4	75.9	
N of Valid	378	324	302	241	1245	
N of Miss	61	58	61	43	223	

Table 254: Have you seen or heard information about underage drinking in the past 12 months from the following sources? Print. This includes information on underage drinking you may have seen in the newspaper, on a billboard, in pamphlets, on stickers, etc.



Response	6	8	10	12	Total	
No	51.5	44.4	40.7	41.9	45.2	
Yes	48.5	55.6	59.3	58.1	54.8	
N of Valid	377	324	300	241	1242	
N of Miss	63	58	63	43	227	

Table 255: Have you seen or heard information about underage drinking in the past 12 months from the following sources? Website or social media? (Facebook, Myspace, website, etc.)



Response	6	8	10	12	Total	
No	62.1	46.4	39.6	38.8	48.1	
Yes	37.9	53.6	60.4	61.3	51.9	
N of Valid	377	323	298	240	1238	
N of Miss	63	59	65	43	230	

Table 256: The next questions ask about your opinions of the information you saw or heard. If you have seen or heard more than one ad, please think about your favorite ad when answering these questions. The information about underage drinking that I saw or heard was convincing.

Response	6	8	10	12	Total	
NO!	24.1	16.0	18.6	17.8	19.4	
no	10.5	12.0	19.2	19.9	14.8	
yes	19.5	29.0	32.3	35.2	28.1	
YES!	26.5	26.9	20.6	16.5	23.3	
I have not seen or heard any ads about underage drinking in the past 12 months.	19.5	16.0	9.3	10.6	14.4	
N of Valid	370	324	291	236	1221	
N of Miss	71	58	71	48	248	

Table 257: The next questions ask about your opinions of the information you saw or heard. If you have seen or heard more than one ad, please think about your favorite ad when answering these questions. The information about underage drinking that I saw or heard grabbed my attention.

Response	6	8	10	12	Total	
NO!	21.0	13.0	19.1	16.9	17.6	
no	12.7	17.6	19.5	24.2	17.8	
yes	19.9	27.8	28.0	31.4	26.1	
YES!	27.0	25.9	23.5	17.4	24.0	
I have not seen or heard any ads about underage drinking in the past 12 months.	19.4	15.7	9.9	10.2	14.4	
N of Valid	371	324	293	236	1224	
N of Miss	70	58	70	48	246	

Table 258: The next questions ask about your opinions of the information you saw or heard. If you have seen or heard more than one ad, please think about your favorite ad when answering these questions. The information about underage drinking that I saw or heard said something important to me.

Response	6	8	10	12	Total	
NO!	20.1	12.7	19.5	17.5	17.5	
no	16.3	18.6	20.5	27.4	20.0	
yes	16.5	28.6	27.6	29.9	25.0	
YES!	28.2	24.5	22.2	15.4	23.3	
I have not seen or heard any ads about underage drinking in the past 12 months.	19.0	15.5	10.2	9.8	14.2	
N of Valid	369	322	293	234	1218	
N of Miss	71	59	70	50	250	

Table 259: The next questions ask about your opinions of the information you saw or heard. If you have seen or heard more than one ad, please think about your favorite ad when answering these questions. Seeing or hearing this information about underage drinking made me want to stop or decrease my drinking.










Response	6	8	10	12	Total	
NO!	22.1	17.6	22.5	23.7	21.3	
no	8.4	11.5	19.7	24.6	15.2	
yes	8.1	15.3	18.7	21.6	15.3	
YES!	26.9	25.9	21.5	17.2	23.4	
I have not seen or heard any ads about underage drinking in the past 12 months.	34.6	29.7	17.6	12.9	24.8	
N of Valid	335	313	284	232	1164	
N of Miss	106	69	79	52	306	

Table 260: How honest were you in filling out this survey?

Response	6	8	10	12	Total	
I was very honest	85.9	84.8	77.7	74.1	81.3	
I was honest pretty much of the time	11.4	12.1	17.4	17.1	14.2	
I was honest some of the time	2.1	2.5	2.9	5.6	3.1	
I was honest once in a while	0.5	0.6	1.9	3.2	1.4	
I was not honest at all	0.0	0.0	0.0	0.0	0.0	
N of Valid	377	323	310	251	1261	
N of Miss	64	58	52	31	205	