

# 2011 APNA

Arkansas Prevention Needs Assessment Student Survey



Jefferson County Tables

**Arkansas Department of Human Services  
Division of Behavioral Health Services**

Conducted by International Survey Associates dba Pride Surveys



## Contents

1	INTRODUCTION	11
2	PERCENTAGE TABLES	16

## List of Tables

1	Sex	17
2	Age	17
3	Are you Hispanic or Latino?	17
4	What is your race? Black or African American	18
5	What is your race? Asian	18
6	What is your race? American Indian	18
7	What is your race? Alaska Native	18
8	What is your race? White	19
9	What is your race? Native Hawaiian or Other Pacific Islander	19
10	What is your race? Other	19
11	What is the highest level of schooling completed by your mother or father?	20
12	Think of where you live most of the time. Which of the following people live there with you? Mother	20
13	Think of where you live most of the time. Which of the following people live there with you? Stepmother	20
14	Think of where you live most of the time. Which of the following people live there with you? Foster Mother	21
15	Think of where you live most of the time. Which of the following people live there with you? Grandmother	21
16	Think of where you live most of the time. Which of the following people live there with you? Aunt	21
17	Think of where you live most of the time. Which of the following people live there with you? Father	21
18	Think of where you live most of the time. Which of the following people live there with you? Stepfather	22
19	Think of where you live most of the time. Which of the following people live there with you? Foster Father	22
20	Think of where you live most of the time. Which of the following people live there with you? Grandfather	22
21	Think of where you live most of the time. Which of the following people live there with you? Uncle	22
22	Think of where you live most of the time. Which of the following people live there with you? Other Adults	23
23	Think of where you live most of the time. Which of the following people live there with you? Brother(s)	23
24	Think of where you live most of the time. Which of the following people live there with you? Stepbrother(s)	23
25	Think of where you live most of the time. Which of the following people live there with you? Sister(s)	23
26	Think of where you live most of the time. Which of the following people live there with you? Stepsister(s)	24

27	Think of where you live most of the time. Which of the following people live there with you? Other Children . . . . .	24
28	In my school, students have lots of chances to help decide things like class activities and rules. . . . .	24
29	Teachers ask me to work on special classroom projects. . . . .	24
30	My teacher(s) notices when I am doing a good job and lets me know about it. . . . .	25
31	There are lots of chances for students in my school to get involved in sports, clubs, and other school activities outside of class. . . . .	25
32	There are lots of chances for students in my school to talk with a teacher one-on-one. . . . .	25
33	I feel safe at my school. . . . .	26
34	The school lets my parents know when I have done something well. . . . .	26
35	My teachers praise me when I work hard in school. . . . .	26
36	Are your school grades better than the grades of most students in your class? . . . . .	27
37	I have lots of chances to be part of class discussions or activities. . . . .	27
38	Now thinking back over the past year in school, how often did you: enjoy being in school? . . . . .	27
39	Now thinking back over the past year in school, how often did you: hate being in school? . . . . .	28
40	Now thinking back over the past year in school, how often did you: try to do your best work in school? . . . . .	28
41	How often do you feel that the school work you are assigned is meaningful and important? . . . . .	28
42	Putting them all together, what were your grades like last year? . . . . .	29
43	How important do you think the things you are learning in school are going to be for your later life? . . . . .	29
44	How interesting are most of your courses to you? . . . . .	29
45	During the LAST FOUR WEEKS how many whole days of school have you missed because you skipped or 'cut'? . . . .	30
46	What are the chances you would be seen as cool if you: smoked cigarettes? . . . . .	30
47	What are the chances you would be seen as cool if you: worked hard at school? . . . . .	30
48	What are the chances you would be seen as cool if you: began drinking alcoholic beverages regularly, that is, at least once or twice a month? . . . . .	31
49	What are the chances you would be seen as cool if you: defended someone who was being verbally abused at school? . . . . .	31
50	What are the chances you would be seen as cool if you: smoked marijuana? . . . . .	31
51	What are the chances you would be seen as cool if you: carried a handgun? . . . . .	32

52	What are the chances you would be seen as cool if you: regularly volunteered to do community service? . . . . .	32
53	Think of your four best friends (the friends you feel closest to). In the past year (12 months), how many of your best friends have: participated in clubs, organizations or activities at school? . . . . .	32
54	Think of your four best friends (the friends you feel closest to). In the past year (12 months), how many of your best friends have: smoked cigarettes? . . . . .	33
55	Think of your four best friends (the friends you feel closest to). In the past year (12 months), how many of your best friends have: tried beer, wine or hard liquor (for example, vodka, whiskey, or gin) when their parents didn't know about it? . . . . .	33
56	Think of your four best friends (the friends you feel closest to). In the past year (12 months), how many of your best friends have: made a commitment to stay drug-free? . . . . .	33
57	Think of your four best friends (the friends you feel closest to). In the past year (12 months), how many of your best friends have: used marijuana? . . . . .	34
58	Think of your four best friends (the friends you feel closest to). In the past year (12 months), how many of your best friends have: tried to do well in school? . . . . .	34
59	Think of your four best friends (the friends you feel closest to). In the past year (12 months), how many of your best friends have: used LSD, cocaine, amphetamines, or other illegal drugs? . . . . .	34
60	Think of your four best friends (the friends you feel closest to). In the past year (12 months), how many of your best friends have: been suspended from school? . . . . .	35
61	Think of your four best friends (the friends you feel closest to). In the past year (12 months), how many of your best friends have: liked school? . . . . .	35
62	Think of your four best friends (the friends you feel closest to). In the past year (12 months), how many of your best friends have: carried a handgun? . . . . .	35
63	Think of your four best friends (the friends you feel closest to). In the past year (12 months), how many of your best friends have: sold illegal drugs? . . . . .	36
64	Think of your four best friends (the friends you feel closest to). In the past year (12 months), how many of your best friends have: regularly attended religious services? . . . . .	36
65	Think of your four best friends (the friends you feel closest to). In the past year (12 months), how many of your best friends have: stolen or tried to steal a motor vehicle such as a car or motorcycle? . . . . .	36
66	Think of your four best friends (the friends you feel closest to). In the past year (12 months), how many of your best friends have: been arrested? . . . . .	37

67	Think of your four best friends (the friends you feel closest to). In the past year (12 months), how many of your best friends have: dropped out of school? . . . . .	37
68	Think of your four best friends (the friends you feel closest to). In the past year (12 months), how many of your best friends have: been members of a gang? . . . . .	37
69	How old were you when you first: smoked marijuana? . . . . .	38
70	How old were you when you first: smoked a cigarette, even just a puff? . . . . .	38
71	How old were you when you first: had more than a sip or two of beer, wine or hard liquor (for example, vodka, whiskey, or gin)? . . .	39
72	How old were you when you first: began drinking alcoholic beverages regularly, that is, at least once or twice a month? . . . . .	39
73	How old were you when you first: used phenoxydine (pox, px, breeze)?	40
74	How old were you when you first: got suspended from school? . . .	40
75	How old were you when you first: got arrested? . . . . .	41
76	How old were you when you first: carried a handgun? . . . . .	41
77	How old were you when you first: attacked someone with the idea of seriously hurting them? . . . . .	42
78	How old were you when you first: belonged to a gang? . . . . .	42
79	How wrong do you think it is for someone your age to: take a handgun to school? . . . . .	43
80	How wrong do you think it is for someone your age to: steal anything worth more than \$5? . . . . .	43
81	How wrong do you think it is for someone your age to: pick a fight with someone? . . . . .	43
82	How wrong do you think it is for someone your age to: attack someone with the idea of seriously hurting them? . . . . .	44
83	How wrong do you think it is for someone your age to: stay away from school all day when their parents think they are at school? . .	44
84	How wrong do you think it is for someone your age to: drink beer, wine or hard liquor (for example, vodka, whiskey, or gin) regularly? .	44
85	How wrong do you think it is for someone your age to: smoke cigarettes? . . . . .	45
86	How wrong do you think it is for someone your age to: smoke marijuana? . . . . .	45
87	How wrong do you think it is for someone your age to: use LSD, cocaine, amphetamines or another illegal drug? . . . . .	45
88	At school during the past 12 months, did you receive help from the resource teacher, speech therapist or other special education teacher?	46
89	How many times in the past year (12 months) have you: been suspended from school? . . . . .	46
90	How many times in the past year (12 months) have you: carried a handgun? . . . . .	46

91	How many times in the past year (12 months) have you: sold illegal drugs? . . . . .	47
92	How many times in the past year (12 months) have you: stolen or tried to steal a motor vehicle such as a car or motorcycle? . . . . .	47
93	How many times in the past year (12 months) have you: participated in clubs, organizations or activities at school? . . . . .	48
94	How many times in the past year (12 months) have you: been arrested?	48
95	How many times in the past year (12 months) have you: done extra work on your own for school? . . . . .	49
96	How many times in the past year (12 months) have you: attacked someone with the idea of seriously hurting them? . . . . .	49
97	How many times in the past year (12 months) have you: been drunk or high at school? . . . . .	50
98	How many times in the past year (12 months) have you: volunteered to do community service? . . . . .	50
99	How many times in the past year (12 months) have you: taken a handgun to school? . . . . .	51
100	Are you currently on probation, or assigned a probation officer with Juvenile Court? . . . . .	51
101	Have you ever belonged to a gang? . . . . .	51
102	If you have ever belonged to a gang, did that gang have a name? . .	52
103	How many times have you done the following things? done what feels good no matter what. . . . .	52
104	How many times have you done the following things? done something dangerous because someone dared you to do it. . . . .	52
105	How many times have you done the following things? done crazy things even if they are a little dangerous. . . . .	53
106	You're looking at CD's in a music store with a friend. You look up and see her slip a CD under her coat. She smiles and says 'Which one do you want? Go ahead, take it while nobody's around.' There is nobody in sight, no employees and no other customers. What would you do now? . . . . .	53
107	You are visiting another part of town, and you don't know any of the people your age there. You are walking down the street, and some teenager you don't know is walking toward you. He is about your size, and as he is about to pass you, he deliberately bumps into you and you almost lose your balance. What would you say or do? .	53
108	You are at a party at someone's house, and one of your friends offers you a drink containing alcohol. What would you say or do? . . . . .	54
109	It's 8:00 on a weeknight and you are about to go over to a friend's home when your mother asks you where you are going. You say 'Oh, just going to go hang out with some friends.' She says, 'No, you'll just get into trouble if you go out. Stay home tonight.' What would you do now? . . . . .	54
110	How often do you attend religious services or activities? . . . . .	54

111	I do the opposite of what people tell me, just to get them mad. . . .	55
112	I like to see how much I can get away with. . . . .	55
113	I ignore rules that get in my way. . . . .	55
114	I think sometimes it's okay to cheat at school. . . . .	56
115	It is important to think before you act. . . . .	56
116	Sometimes I think that life is not worth it. . . . .	56
117	At times I think I am no good at all. . . . .	57
118	All in all, I am inclined to think that I am a failure. . . . .	57
119	In the past year, have you felt depressed or sad MOST days, even if you felt okay sometimes? . . . . .	57
120	It is all right to beat up people if they start the fight. . . . .	58
121	I think it is okay to take something without asking if you can get away with it. . . . .	58
122	Sometimes we don't know what we will do as adults, but we may have an idea. Please answer how true these statements may be for you. WHEN I AM AN ADULT I WILL: smoke cigarettes. . . . .	58
123	Sometimes we don't know what we will do as adults, but we may have an idea. Please answer how true these statements may be for you. WHEN I AM AN ADULT I WILL: drink beer, wine, or liquor. . . . .	59
124	Sometimes we don't know what we will do as adults, but we may have an idea. Please answer how true these statements may be for you. WHEN I AM AN ADULT I WILL: smoke marijuana. . . . .	59
125	Sometimes we don't know what we will do as adults, but we may have an idea. Please answer how true these statements may be for you. WHEN I AM AN ADULT I WILL: use LSD, cocaine, amphetamines or another illegal drug. . . . .	59
126	How much do you think people risk harming themselves (physically or in other ways) if they: smoked one or more packs of cigarettes per day? . . . . .	60
127	How much do you think people risk harming themselves (physically or in other ways) if they: try marijuana once or twice? . . . . .	60
128	How much do you think people risk harming themselves (physically or in other ways) if they: smoke marijuana regularly? . . . . .	60
129	How much do you think people risk harming themselves (physically or in other ways) if they: take one or two drinks of an alcoholic beverage (beer, wine, liquor) nearly every day? . . . . .	61
130	How much do you think people risk harming themselves (physically or in other ways) if they: have five or more drinks once or twice each weekend? . . . . .	61
131	Have you ever used smokeless tobacco (chew, snuff, plug, dipping tobacco, or chewing tobacco)? . . . . .	61
132	How often have you taken smokeless tobacco during the past 30 days? . . . . .	62
133	Have you ever smoked cigarettes? . . . . .	62
134	How frequently have you smoked cigarettes during the past 30 days? . . . . .	62

135	Which statement best describes rules about smoking inside your home? . . . . .	63
136	Which statement best describes rules about smoking in your family cars? . . . . .	63
137	During this school year, were you taught in any of your classes about the dangers of tobacco use? . . . . .	64
138	During the past 12 months, have you participated in any community activities to discourage people your age from using cigarettes, chewing tobacco, snuff, dip or cigars? . . . . .	64
139	On how many occasions have you had alcoholic beverages (beer, wine or hard liquor) to drink in your lifetime - more than just a few sips? . . . . .	64
140	On how many occasions have you had beer, wine or hard liquor to drink during the past 30 days? . . . . .	65
141	On how many occasions have you used marijuana (grass, pot) or hashish (hash, hash oil) in your lifetime? . . . . .	65
142	On how many occasions have you used marijuana (grass, pot) or hashish (hash, hash oil) during the past 30 days? . . . . .	65
143	On how many occasions have you used LSD or other psychedelics in your lifetime? . . . . .	66
144	On how many occasions have you used LSD or other psychedelics during the past 30 days? . . . . .	66
145	On how many occasions have you used cocaine or crack in your lifetime? . . . . .	66
146	On how many occasions have you used cocaine or crack during the past 30 days? . . . . .	67
147	On how many occasions have you sniffed glue, breathed the contents of an aerosol spray can, or inhaled other gases or sprays, in order to get high in your lifetime? . . . . .	67
148	On how many occasions have you sniffed glue, breathed the contents of an aerosol spray can, or inhaled other gases or sprays, in order to get high during the past 30 days? . . . . .	68
149	On how many occasions have you used phenoxydine (pox, px, breeze) in your lifetime? . . . . .	68
150	On how many occasions have you used phenoxydine (pox, px, breeze) during the past 30 days? . . . . .	69
151	On how many occasions have you used sedatives (tranquilizers, such as Valium or Xanax, barbiturates, or sleeping pills) without a doctor telling you to take them, in your lifetime? . . . . .	69
152	On how many occasions have you used sedatives (tranquilizers, such as Valium or Xanax, barbiturates, or sleeping pills) without a doctor telling you to take them, during the past 30 days? . . . . .	70
153	On how many occasions have you used methamphetamines (meth, speed, crank, crystal meth) in your lifetime? . . . . .	70



154	On how many occasions have you used methamphetamines (meth, speed, crank, crystal meth) in the past 30 days? . . . . .	71
155	On how many occasions have you used stimulants, other than Methamphetamines (such as amphetamines, Ritalin or Dexedrine) without a doctor telling you to take them, in your lifetime? . . . . .	71
156	On how many occasions have you used stimulants, other than Methamphetamines (such as amphetamines, Ritalin or Dexedrine) without a doctor telling you to take them, during the past 30 days? . . . . .	72
157	On how many occasions have you used heroin or other opiates in your lifetime? . . . . .	72
158	On how many occasions have you used heroin or other opiates during the past 30 days? . . . . .	73
159	On how many occasions have you used MDMA ('X', 'E', or ecstasy) in your lifetime? . . . . .	73
160	On how many occasions have you used MDMA ('X', 'E', or ecstasy) during the past 30 days? . . . . .	73
161	On how many occasions have you taken prescription drugs (such as Valium, Xanax, Ritalin, Adderall, OxyContin, Darvocet, or sleeping pills) on your own-that is, without a doctor telling you to take them in your lifetime? . . . . .	74
162	On how many occasions have you taken prescription drugs (such as Valium, Xanax, Ritalin, Adderall, OxyContin, Darvocet, or sleeping pills) on your own-that is, without a doctor telling you to take them during the past 30 days? . . . . .	74
163	On how many occasions have you taken non-prescription medicines such as diet pills (for example, Dietac, Dexatrim or Prolamine), stay-awake pills (for example No-Doz, Vivarin, or Wake), or cough or cold medicines (robos, DXM, etc.) to get high in your lifetime? . . . . .	75
164	On how many occasions have you taken non-prescription medicines such as diet pills (for example, Dietac, Dexatrim or Prolamine), stay-awake pills (for example No-Doz, Vivarin, or Wake), or cough or cold medicines (robos, DXM, etc.) to get high during the past 30 days? . . . . .	75
165	On how many occasions have you been drunk or very high from drinking alcoholic beverages during the past 30 days? . . . . .	76
166	On how many occasions have you drunk flavored alcoholic beverages, sometimes called 'alcopops' (like Mike's Hard Lemonade, Smirnoff Ice, Bacardi Breezers, etc.) in your lifetime? . . . . .	76
167	On how many occasions have you drunk flavored alcoholic beverages, sometimes called 'alcopops' (like Mike's Hard Lemonade, Smirnoff Ice, Bacardi Breezers, etc.) during the past 30 days? . . . . .	77
168	Think back over the last two weeks. How many times have you had five or more alcoholic drinks in a row? . . . . .	77
169	During the past 30 days, how many times did you ride in a car or other vehicle driven by someone who had been drinking alcohol? . . . . .	77

170	During the past 30 days, how many times did you drive a car or other vehicle when you had been drinking alcohol? . . . . .	78
171	If you drank alcohol (not just a sip or taste) in the past year, how did you usually get it? . . . . .	78
172	If you drank alcohol (not just a sip or taste) in the past year, where did you usually drink it? . . . . .	79
173	During the last month, about how many marijuana cigarettes, or the equivalent, did you smoke a day, on the average? . . . . .	79
174	How wrong would most adults (over 21) in your neighborhood think it is for kids your age: to use marijuana? . . . . .	80
175	How wrong would most adults (over 21) in your neighborhood think it is for kids your age: to drink alcohol? . . . . .	80
176	How wrong would most adults (over 21) in your neighborhood think it is for kids your age: to smoke cigarettes? . . . . .	80
177	How much do each of the following statements describe your neighborhood? crime and/or drug selling . . . . .	81
178	How much do each of the following statements describe your neighborhood? fights . . . . .	81
179	How much do each of the following statements describe your neighborhood? lots of empty or abandoned buildings . . . . .	81
180	How much do each of the following statements describe your neighborhood? lots of graffiti . . . . .	82
181	If I had to move, I would miss the neighborhood I now live in. . . . .	82
182	My neighbors notice when I am doing a good job and let me know about it. . . . .	82
183	I like my neighborhood. . . . .	83
184	There are lots of adults in my neighborhood I could talk to about something important. . . . .	83
185	I'd like to get out of my neighborhood. . . . .	83
186	There are people in my neighborhood who are proud of me when I do something well. . . . .	84
187	There are people in my neighborhood who encourage me to do my best. . . . .	84
188	I feel safe in my neighborhood. . . . .	84
189	Which of the following activities for people your age are available in your community? sports teams? . . . . .	85
190	Which of the following activities for people your age are available in your community? scouting? . . . . .	85
191	Which of the following activities for people your age are available in your community? boys and girls clubs? . . . . .	85
192	Which of the following activities for people your age are available in your community? 4-H clubs? . . . . .	85
193	Which of the following activities for people your age are available in your community? service clubs? . . . . .	86

194	If a kid smoked marijuana in your neighborhood would he or she be caught by the police? . . . . .	86
195	If a kid drank some beer, wine or hard liquor (for example, vodka, whiskey, or gin) in your neighborhood would he or she be caught by the police? . . . . .	86
196	If a kid carried a handgun in your neighborhood would he or she be caught by the police? . . . . .	87
197	If you wanted to get some cigarettes, how easy would it be for you to get some? . . . . .	87
198	If you wanted to get some beer, wine or hard liquor (for example, vodka, whiskey, or gin), how easy would it be for you to get some? . . . . .	87
199	If you wanted to get a drug like cocaine, LSD, or amphetamines, how easy would it be for you to get some? . . . . .	88
200	If you wanted to get a handgun, how easy would it be for you to get one? . . . . .	88
201	If you wanted to get some marijuana, how easy would it be for you to get some? . . . . .	88
202	During the past 12 months, have you participated in any alcohol prevention programs or seen any alcohol prevention messages in your school or community? Yes, a school-based program focused on preventing underage drinking and/or drinking and driving. . . . .	89
203	During the past 12 months, have you participated in any alcohol prevention programs or seen any alcohol prevention messages in your school or community? Yes, a community-based program focused on preventing underage drinking and/or drinking and driving (for example, through your church or temple or through youth groups like Boys and Girls Club or 4-H). . . . .	89
204	During the past 12 months, have you participated in any alcohol prevention programs or seen any alcohol prevention messages in your school or community? Yes, a media campaign addressing underage drinking and/or drinking and driving (for example, newspaper ads, posters, pamphlets, radio, TV). . . . .	89
205	During the past 12 months, have you participated in any alcohol prevention programs or seen any alcohol prevention messages in your school or community? No . . . . .	89
206	How wrong do your parents feel it would be for YOU to: drink beer, wine or hard liquor (for example, vodka, whiskey or gin) regularly? . . . . .	90
207	How wrong do your parents feel it would be for YOU to: smoke cigarettes? . . . . .	90
208	How wrong do your parents feel it would be for YOU to: smoke marijuana? . . . . .	90
209	How wrong do your parents feel it would be for YOU to: steal something worth more than \$5? . . . . .	91

210	How wrong do your parents feel it would be for YOU to: draw graffiti, write things, or draw pictures on buildings or other property (without the owner's permission)? . . . . .	91
211	How wrong do your parents feel it would be for YOU to: pick a fight with someone? . . . . .	91
212	During the past 12 months, have you talked with at least one of your parents about the dangers of underage drinking and/or drinking and driving? By parents, we mean either your biological parents, adoptive parents, stepparents, or adult guardians - whether or not they live with you. . . . .	92
213	Have any of your brothers or sisters ever: drunk beer, wine or hard liquor (for example, vodka, whiskey or gin)? . . . . .	92
214	Have any of your brothers or sisters ever: smoked marijuana? . . . . .	92
215	Have any of your brothers or sisters ever: smoked cigarettes? . . . . .	92
216	Have any of your brothers or sisters ever: taken a handgun to school? . . . . .	93
217	Have any of your brothers or sisters ever: been suspended or expelled from school? . . . . .	93
218	The rules in my family are clear. . . . .	93
219	People in my family often insult or yell at each other. . . . .	94
220	When I am not at home, one of my parents knows where I am and who I am with. . . . .	94
221	We argue about the same things in my family over and over. . . . .	94
222	If you drank some beer or wine or liquor (for example, vodka, whiskey, or gin) without your parents' permission, would you be caught by your parents? . . . . .	95
223	My family has clear rules about alcohol and drug use. . . . .	95
224	If you carried a handgun without your parents' permission, would you be caught by your parents? . . . . .	95
225	If you skipped school would you be caught by your parents? . . . . .	96
226	Do you feel very close to your mother? . . . . .	96
227	Do you share your thoughts and feelings with your mother? . . . . .	96
228	My parents ask me what I think before most family decisions affecting me are made. . . . .	97
229	Do you share your thoughts and feelings with your father? . . . . .	97
230	Do you enjoy spending time with your mother? . . . . .	97
231	Do you enjoy spending time with your father? . . . . .	98
232	If I had a personal problem, I could ask my mom or dad for help. . . . .	98
233	Do you feel very close to your father? . . . . .	98
234	My parents give me lots of chances to do fun things with them. . . . .	99
235	My parents ask if I've gotten my homework done. . . . .	99
236	People in my family have serious arguments. . . . .	99
237	Would your parents know if you did not come home on time? . . . . .	100
238	It is important to be honest with your parents, even if they become upset or you get punished. . . . .	100



239	My parents notice when I am doing a good job and let me know about it. . . . .	100
240	How often do your parents tell you they're proud of you for something you've done? . . . . .	101
241	How many brothers and sisters, including stepbrothers and sisters, do you have that are younger than you? . . . . .	101
242	How many brothers and sisters, including stepbrothers and sisters, do you have that are older than you? . . . . .	101
243	Have you changed homes in the past year (the last 12 months)? . . . . .	102
244	How many times have you changed homes since kindergarten? . . . . .	102
245	Have you changed schools (including changing from elementary to middle and middle to high school) in the past year? . . . . .	102
246	How many times have you changed schools since kindergarten (including changing from elementary to middle and middle to high school)? . . . . .	103
247	Has anyone in your family ever had severe alcohol or drug problems? . . . . .	103
248	About how many adults (over 21) have you known personally who in the past year have: used marijuana, crack, cocaine, or other drugs? . . . . .	103
249	About how many adults (over 21) have you known personally who in the past year have: sold or dealt drugs? . . . . .	104
250	About how many adults (over 21) have you known personally who in the past year have: done other things that could get them in trouble with the police, like stealing, selling stolen goods, mugging or assaulting others, etc.? . . . .	104
251	About how many adults (over 21) have you known personally who in the past year have: gotten drunk or high? . . . . .	104
252	Have you seen or heard information about underage drinking in the past 12 months from the following sources? Radio . . . . .	105
253	Have you seen or heard information about underage drinking in the past 12 months from the following sources? TV. . . . .	105
254	Have you seen or heard information about underage drinking in the past 12 months from the following sources? Print. This includes information on underage drinking you may have seen in the newspaper, on a billboard, in pamphlets, on stickers, etc. . . . .	105
255	Have you seen or heard information about underage drinking in the past 12 months from the following sources? Website or social media? (Facebook, Myspace, website, etc.) . . . . .	105
256	The next questions ask about your opinions of the information you saw or heard. If you have seen or heard more than one ad, please think about your favorite ad when answering these questions. The information about underage drinking that I saw or heard was convincing. . . . .	106

257	The next questions ask about your opinions of the information you saw or heard. If you have seen or heard more than one ad, please think about your favorite ad when answering these questions. The information about underage drinking that I saw or heard grabbed my attention. . . . .	106
258	The next questions ask about your opinions of the information you saw or heard. If you have seen or heard more than one ad, please think about your favorite ad when answering these questions. The information about underage drinking that I saw or heard said something important to me. . . . .	106
259	The next questions ask about your opinions of the information you saw or heard. If you have seen or heard more than one ad, please think about your favorite ad when answering these questions. Seeing or hearing this information about underage drinking made me want to stop or decrease my drinking. . . . .	107
260	How honest were you in filling out this survey? . . . . .	107

List of Figures

1	Grade Chart . . . . .	12
2	Gender Chart . . . . .	13
3	Age Chart . . . . .	14
4	Ethnic Origin Chart . . . . .	15

# 1 INTRODUCTION

This report was generated from data collected on the *2011 Arkansas Prevention Needs Assessment Student Survey*. This report contains basic frequency tables of all data collected and graphs on the selected demographic variables of grade, gender, age and ethnic origin. The graph on ethnic origin is represented as a bar chart rather than as a pie chart. This is because students were allowed to mark more than one response for ethnic origin as opposed to being allowed to mark only one response. The bars represent the percent of students who marked each of the ethnic categories.

Questions regarding the information found in this report can be directed to:

**Pride Surveys**

160 Vanderbilt Court  
Bowling Green, KY 42103  
1-800-279-6361  
[www.pridesurveys.com](http://www.pridesurveys.com)

# Grade Chart

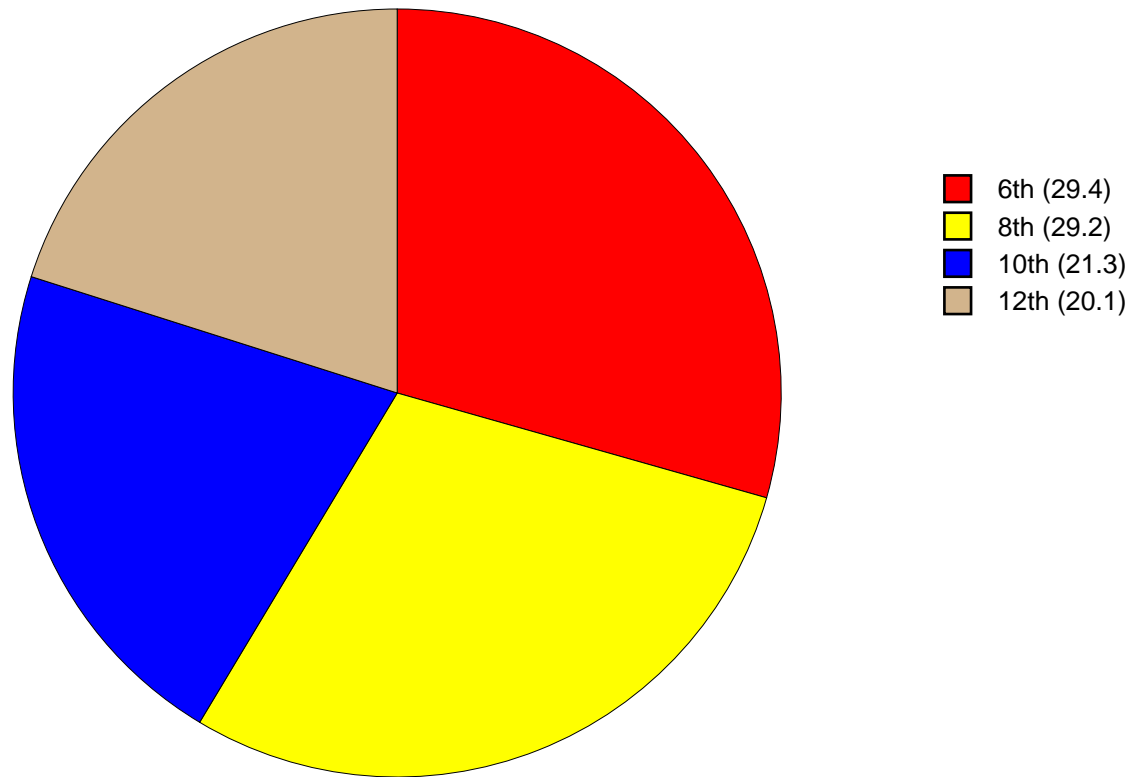


Figure 1: Grade Chart

## Gender Chart

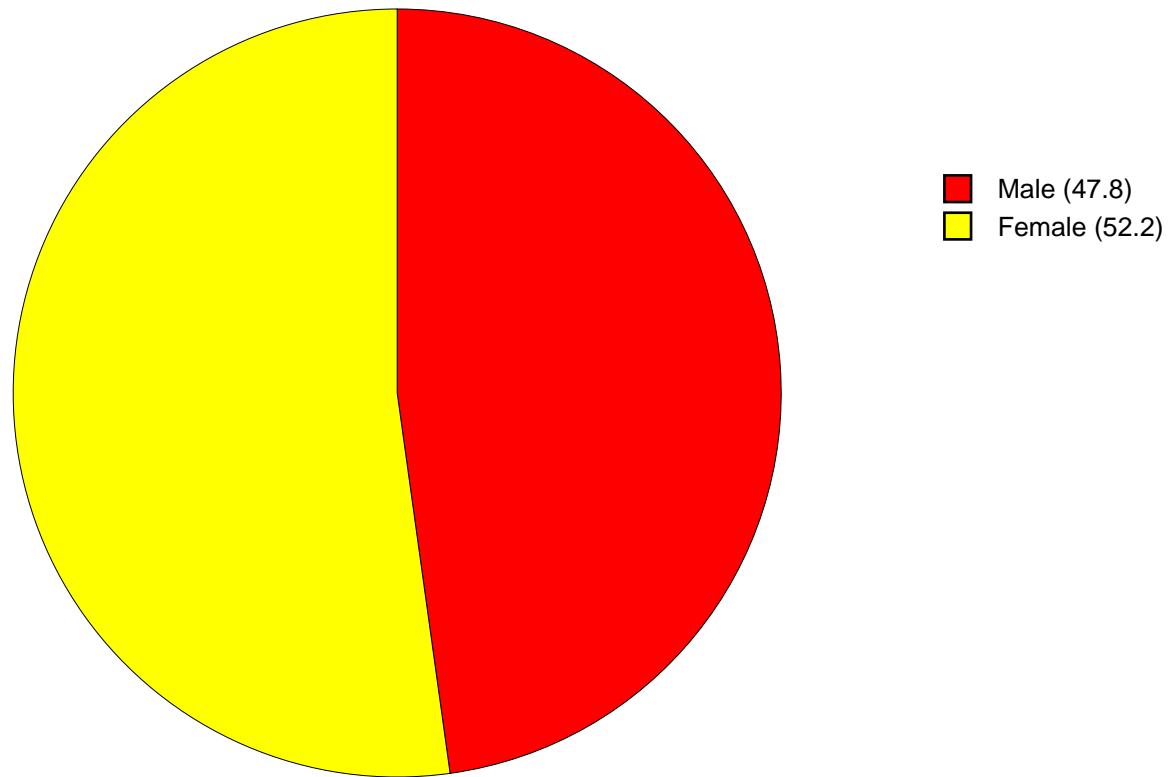


Figure 2: Gender Chart

# Age Chart

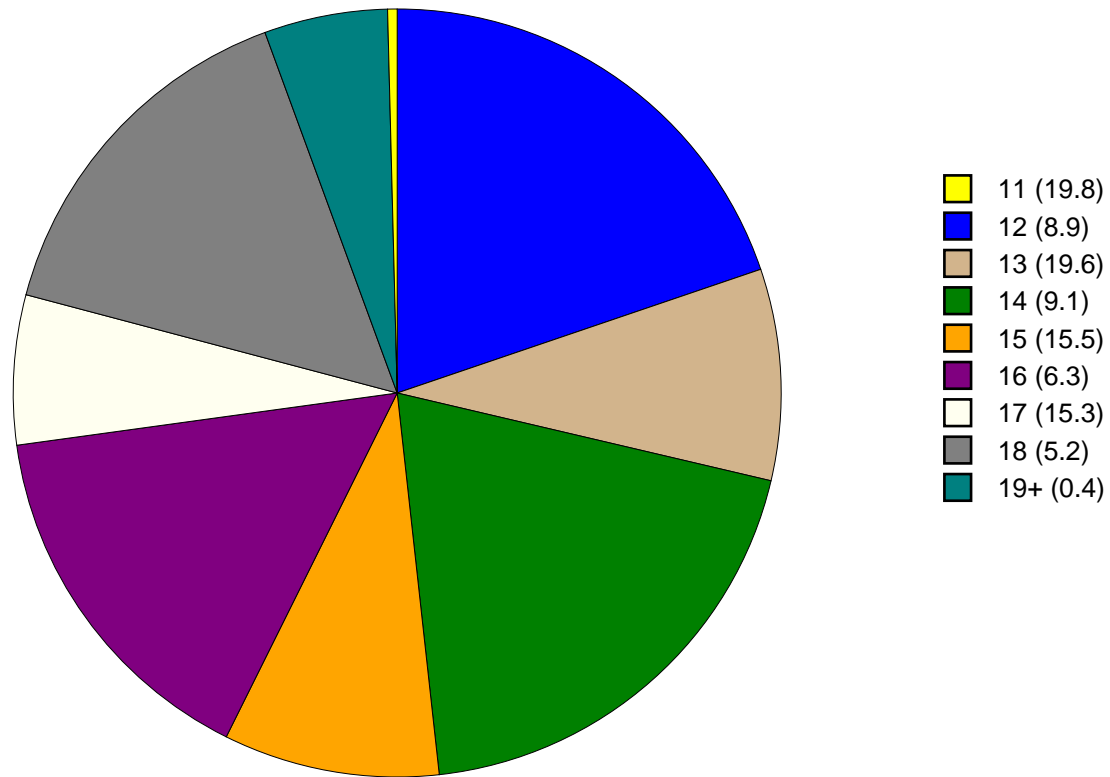


Figure 3: Age Chart



# Ethnic Origin Chart

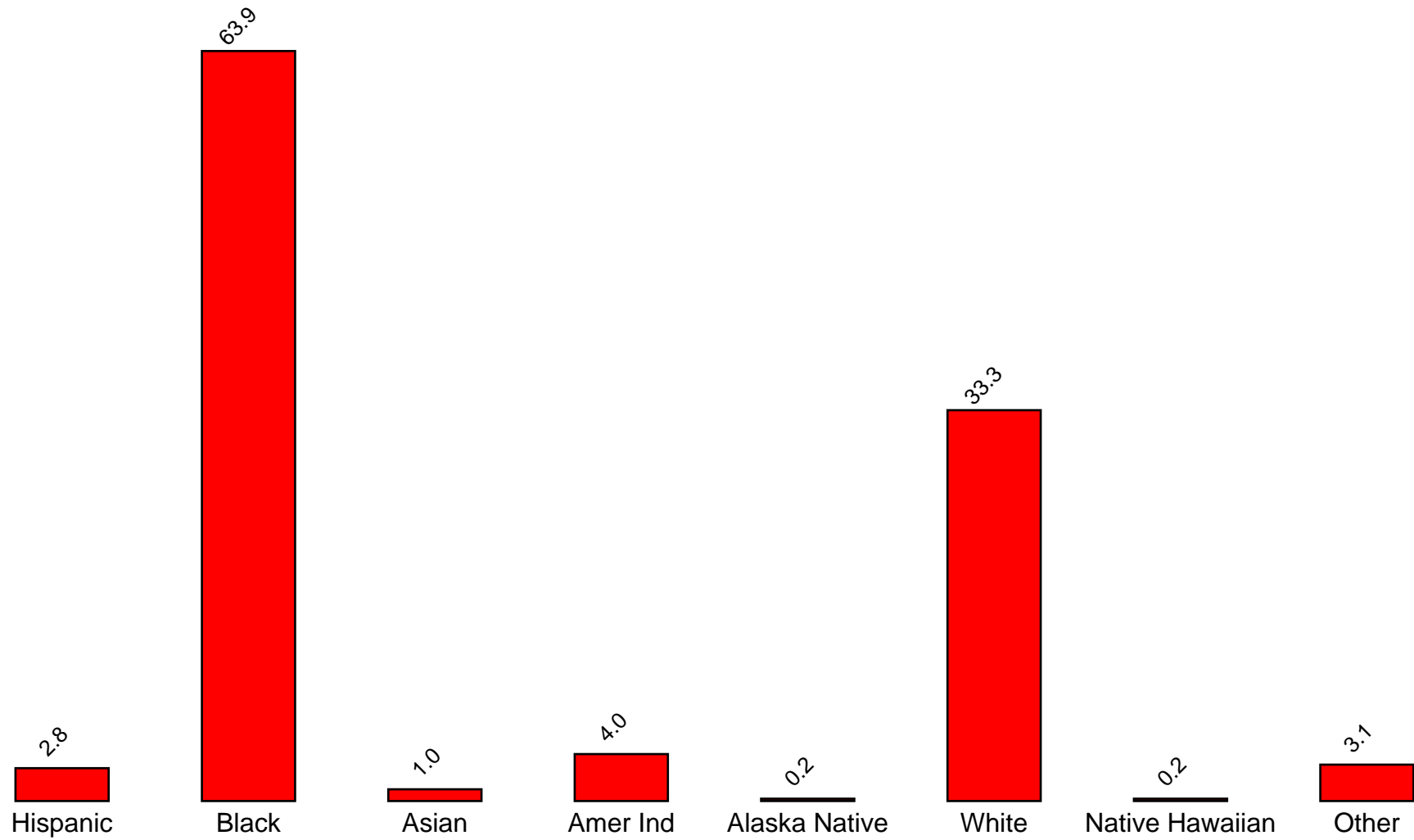


Figure 4: Ethnic Origin Chart

## 2 PERCENTAGE TABLES

The following tables contain frequency distribution detailing how your students responded to each question on the survey. The tables appear in the same order as the questions on the survey. The tables include breakdowns by grade level as well as overall percentages. The *N of Valid* row is a frequency count of the number of valid responses to each question for each grade and overall. The *N of Miss* row is a frequency count of the number of invalid (marked more than one response) or missing (i.e. did not respond) responses to each question for each grade and overall.

For the questions that allowed more than one response (i.e. race, live with, etc.) each response becomes a separate table. If a student did not mark the response, that was counted as a NO response, and if they did mark the response, that was counted as a YES response. Since a non response is a valid response for these questions, the *N of Miss* will always be zero for these questions.

Table 1: Sex

Response	6	8	10	12	Total	
Male	54.0	46.6	45.2	43.2	47.8	
Female	46.0	53.4	54.8	56.8	52.2	
N of Valid	706	700	511	482	2399	
N of Miss	6	5	4	4	19	

Table 2: Age

Response	6	8	10	12	Total	
10 or younger	0.1	0.0	0.0	0.0	0.0	
11	67.1	0.0	0.0	0.0	19.8	
12	29.8	0.3	0.0	0.0	8.9	
13	2.8	64.4	0.0	0.0	19.6	
14	0.1	31.2	0.0	0.0	9.1	
15	0.0	3.8	67.3	0.0	15.5	
16	0.0	0.3	29.0	0.2	6.3	
17	0.0	0.0	3.7	72.0	15.3	
18	0.0	0.0	0.0	26.0	5.2	
19 or older	0.0	0.0	0.0	1.9	0.4	
N of Valid	711	703	514	485	2413	
N of Miss	1	2	1	1	5	

Table 3: Are you Hispanic or Latino?

Response	6	8	10	12	Total	
No	97.9	97.2	96.6	96.9	97.2	
Yes	2.1	2.8	3.4	3.1	2.8	
N of Valid	670	677	500	477	2324	
N of Miss	42	28	15	9	94	

Table 4: What is your race? Black or African American



Response	6	8	10	12	Total	
No	37.9	34.2	33.6	39.1	36.1	
Yes	62.1	65.8	66.4	60.9	63.9	
N of Valid	712	705	515	486	2418	
N of Miss	0	0	0	0	0	

Table 5: What is your race? Asian



Response	6	8	10	12	Total	
No	99.0	98.6	99.2	99.2	99.0	
Yes	1.0	1.4	0.8	0.8	1.0	
N of Valid	712	705	515	486	2418	
N of Miss	0	0	0	0	0	

Table 6: What is your race? American Indian



Response	6	8	10	12	Total	
No	95.6	95.0	96.1	97.7	96.0	
Yes	4.4	5.0	3.9	2.3	4.0	
N of Valid	712	705	515	486	2418	
N of Miss	0	0	0	0	0	

Table 7: What is your race? Alaska Native



Response	6	8	10	12	Total	
No	99.9	99.6	100.0	99.8	99.8	
Yes	0.1	0.4	0.0	0.2	0.2	
N of Valid	712	705	515	486	2418	
N of Miss	0	0	0	0	0	

Table 8: What is your race? White



Response	6	8	10	12	Total	
No	65.3	69.8	68.5	62.6	66.7	
Yes	34.7	30.2	31.5	37.4	33.3	
N of Valid	712	705	515	486	2418	
N of Miss	0	0	0	0	0	

Table 9: What is your race? Native Hawaiian or Other Pacific Islander



Response	6	8	10	12	Total	
No	100.0	99.9	99.0	100.0	99.8	
Yes	0.0	0.1	1.0	0.0	0.2	
N of Valid	712	705	515	486	2418	
N of Miss	0	0	0	0	0	

Table 10: What is your race? Other



Response	6	8	10	12	Total	
No	96.3	97.0	96.3	98.4	96.9	
Yes	3.7	3.0	3.7	1.6	3.1	
N of Valid	712	705	515	486	2418	
N of Miss	0	0	0	0	0	

Table 11: What is the highest level of schooling completed by your mother or father?









Response	6	8	10	12	Total	
Completed grade school or less	1.5	4.2	2.8	1.1	2.5	
Some high school	3.6	4.6	9.2	13.1	7.0	
Completed high school	14.9	14.9	20.1	23.5	17.7	
Some college	11.8	12.0	17.9	19.0	14.6	
Completed college	26.1	28.2	27.7	25.8	27.0	
Graduate or professional school after college	10.5	13.2	8.2	12.1	11.1	
Don't know	30.5	20.8	12.9	4.4	18.6	
Does not apply	1.0	2.0	1.2	1.1	1.4	
N of Valid	685	689	498	473	2345	
N of Miss	13	8	7	8	36	

Table 12: Think of where you live most of the time. Which of the following people live there with you? Mother



Response	6	8	10	12	Total	
No	11.1	13.8	16.1	16.3	14.0	
Yes	88.9	86.2	83.9	83.7	86.0	
N of Valid	712	705	515	486	2418	
N of Miss	0	0	0	0	0	

Table 13: Think of where you live most of the time. Which of the following people live there with you? Stepmother



Response	6	8	10	12	Total	
No	95.9	95.6	95.5	95.1	95.6	
Yes	4.1	4.4	4.5	4.9	4.4	
N of Valid	712	705	515	486	2418	
N of Miss	0	0	0	0	0	



Table 14: Think of where you live most of the time. Which of the following people live there with you? Foster Mother



Response	6	8	10	12	Total	
No	99.4	99.3	99.4	99.8	99.5	
Yes	0.6	0.7	0.6	0.2	0.5	
N of Valid	712	705	515	486	2418	
N of Miss	0	0	0	0	0	

Table 15: Think of where you live most of the time. Which of the following people live there with you? Grandmother



Response	6	8	10	12	Total	
No	82.0	83.1	85.0	87.4	84.1	
Yes	18.0	16.9	15.0	12.6	15.9	
N of Valid	712	705	515	486	2418	
N of Miss	0	0	0	0	0	

Table 16: Think of where you live most of the time. Which of the following people live there with you? Aunt



Response	6	8	10	12	Total	
No	92.1	92.6	93.6	95.7	93.3	
Yes	7.9	7.4	6.4	4.3	6.7	
N of Valid	712	705	515	486	2418	
N of Miss	0	0	0	0	0	

Table 17: Think of where you live most of the time. Which of the following people live there with you? Father



Response	6	8	10	12	Total	
No	53.5	58.0	65.4	60.5	58.8	
Yes	46.5	42.0	34.6	39.5	41.2	
N of Valid	712	705	515	486	2418	
N of Miss	0	0	0	0	0	

Table 18: Think of where you live most of the time. Which of the following people live there with you? Stepfather



Response	6	8	10	12	Total	
No	83.8	87.8	82.9	84.2	84.9	
Yes	16.2	12.2	17.1	15.8	15.1	
N of Valid	712	705	515	486	2418	
N of Miss	0	0	0	0	0	

Table 19: Think of where you live most of the time. Which of the following people live there with you? Foster Father



Response	6	8	10	12	Total	
No	99.7	99.9	99.2	99.8	99.7	
Yes	0.3	0.1	0.8	0.2	0.3	
N of Valid	712	705	515	486	2418	
N of Miss	0	0	0	0	0	

Table 20: Think of where you live most of the time. Which of the following people live there with you? Grandfather



Response	6	8	10	12	Total	
No	90.7	91.5	93.4	94.4	92.3	
Yes	9.3	8.5	6.6	5.6	7.7	
N of Valid	712	705	515	486	2418	
N of Miss	0	0	0	0	0	

Table 21: Think of where you live most of the time. Which of the following people live there with you? Uncle



Response	6	8	10	12	Total	
No	93.5	94.8	96.3	98.4	95.5	
Yes	6.5	5.2	3.7	1.6	4.5	
N of Valid	712	705	515	486	2418	
N of Miss	0	0	0	0	0	

Table 22: Think of where you live most of the time. Which of the following people live there with you? Other Adults

Response	6	8	10	12	Total	
No	97.5	97.4	97.5	97.5	97.5	
Yes	2.5	2.6	2.5	2.5	2.5	
N of Valid	712	705	515	486	2418	
N of Miss	0	0	0	0	0	

Table 23: Think of where you live most of the time. Which of the following people live there with you? Brother(s)

Response	6	8	10	12	Total	
No	53.4	58.2	58.1	65.4	58.2	
Yes	46.6	41.8	41.9	34.6	41.8	
N of Valid	712	705	515	486	2418	
N of Miss	0	0	0	0	0	

Table 24: Think of where you live most of the time. Which of the following people live there with you? Stepbrother(s)

Response	6	8	10	12	Total	
No	96.6	96.2	96.5	98.4	96.8	
Yes	3.4	3.8	3.5	1.6	3.2	
N of Valid	712	705	515	486	2418	
N of Miss	0	0	0	0	0	

Table 25: Think of where you live most of the time. Which of the following people live there with you? Sister(s)

Response	6	8	10	12	Total	
No	53.5	57.6	61.9	65.8	59.0	
Yes	46.5	42.4	38.1	34.2	41.0	
N of Valid	712	705	515	486	2418	
N of Miss	0	0	0	0	0	

Table 26: Think of where you live most of the time. Which of the following people live there with you? Stepsister(s)

Response	6	8	10	12	Total	
No	95.8	96.6	97.9	98.1	96.9	
Yes	4.2	3.4	2.1	1.9	3.1	
N of Valid	712	705	515	486	2418	
N of Miss	0	0	0	0	0	

Table 27: Think of where you live most of the time. Which of the following people live there with you? Other Children

Response	6	8	10	12	Total	
No	94.8	94.5	94.6	94.9	94.7	
Yes	5.2	5.5	5.4	5.1	5.3	
N of Valid	712	705	515	486	2418	
N of Miss	0	0	0	0	0	

Table 28: In my school, students have lots of chances to help decide things like class activities and rules.

Response	6	8	10	12	Total	
NO!	28.8	19.2	23.0	29.6	24.9	
no	36.2	36.1	31.9	34.8	35.0	
yes	24.8	36.1	36.2	30.4	31.7	
YES!	10.2	8.5	8.9	5.2	8.4	
N of Valid	698	692	505	477	2372	
N of Miss	14	13	10	9	46	

Table 29: Teachers ask me to work on special classroom projects.

Response	6	8	10	12	Total	
NO!	8.3	7.5	11.9	7.4	8.6	
no	31.7	32.1	34.2	37.7	33.5	
yes	38.7	46.5	45.1	45.1	43.6	
YES!	21.4	13.9	8.9	9.9	14.2	
N of Valid	701	697	506	475	2379	
N of Miss	9	8	9	11	37	

Table 30: My teacher(s) notices when I am doing a good job and lets me know about it.

Response	6	8	10	12	Total
NO!	4.9	5.9	4.4	7.8	5.7
no	9.4	13.5	13.7	18.8	13.4
yes	47.9	43.3	49.7	52.6	47.9
YES!	37.8	37.2	32.3	20.7	33.1
N of Valid	701	690	505	473	2369
N of Miss	10	15	9	13	47

Table 31: There are lots of chances for students in my school to get involved in sports, clubs, and other school activities outside of class.

Response	6	8	10	12	Total
NO!	13.8	3.6	3.4	4.4	6.7
no	21.4	9.4	6.8	8.6	12.3
yes	31.6	36.9	34.6	39.9	35.5
YES!	33.2	50.1	55.3	47.0	45.6
N of Valid	705	693	503	474	2375
N of Miss	6	11	10	12	39

Table 32: There are lots of chances for students in my school to talk with a teacher one-on-one.

Response	6	8	10	12	Total
NO!	5.9	7.1	7.3	9.6	7.3
no	15.2	19.4	21.5	19.8	18.7
yes	47.5	44.9	51.4	51.5	48.4
YES!	31.5	28.6	19.8	19.1	25.7
N of Valid	693	692	506	470	2361
N of Miss	19	13	8	15	55

Table 33: I feel safe at my school.

Response	6	8	10	12	Total	
NO!	9.0	13.7	14.5	19.1	13.5	
no	9.2	18.5	18.8	15.9	15.3	
yes	38.1	45.3	50.1	51.9	45.5	
YES!	43.7	22.4	16.6	13.1	25.6	
N of Valid	703	691	505	472	2371	
N of Miss	9	10	9	14	42	

Table 34: The school lets my parents know when I have done something well.

Response	6	8	10	12	Total	
NO!	9.4	18.8	25.5	36.1	20.9	
no	22.6	37.7	42.9	40.2	34.8	
yes	40.3	28.8	23.0	20.1	29.2	
YES!	27.8	14.7	8.6	3.6	15.1	
N of Valid	695	685	499	468	2347	
N of Miss	16	17	14	17	64	

Table 35: My teachers praise me when I work hard in school.

Response	6	8	10	12	Total	
NO!	14.5	12.9	12.7	18.9	14.5	
no	25.1	33.2	39.4	39.5	33.4	
yes	37.3	36.1	36.2	35.0	36.3	
YES!	23.1	17.8	11.7	6.7	15.9	
N of Valid	692	684	497	466	2339	
N of Miss	20	20	16	20	76	



Table 36: Are your school grades better than the grades of most students in your class?

Response	6	8	10	12	Total
NO!	7.8	4.6	7.4	5.5	6.3
no	26.4	22.8	24.5	19.4	23.5
yes	40.5	48.4	52.7	51.9	47.7
YES!	25.4	24.1	15.5	23.2	22.5
N of Valid	702	692	503	470	2367
N of Miss	9	13	12	14	48

Table 37: I have lots of chances to be part of class discussions or activities.

Response	6	8	10	12	Total
NO!	6.2	4.3	4.3	4.9	5.0
no	16.7	16.5	12.6	16.2	15.7
yes	46.8	50.0	57.9	54.5	51.6
YES!	30.3	29.2	25.1	24.5	27.7
N of Valid	699	692	506	470	2367
N of Miss	13	13	9	16	51

Table 38: Now thinking back over the past year in school, how often did you: enjoy being in school?

Response	6	8	10	12	Total
Never	8.3	5.5	5.4	9.0	7.0
Seldom	5.0	7.6	7.0	13.0	7.8
Sometimes	42.2	38.8	46.6	44.3	42.6
Often	19.6	29.0	27.0	26.0	25.2
Almost always	24.9	19.0	14.0	7.7	17.4
N of Valid	695	693	500	469	2357
N of Miss	15	12	15	17	59

Table 39: Now thinking back over the past year in school, how often did you: hate being in school?






Response	6	8	10	12	Total	
Never	25.8	13.2	9.5	7.1	14.9	
Seldom	17.2	26.2	26.8	26.1	23.7	
Sometimes	34.6	36.7	38.2	34.8	36.0	
Often	12.8	13.7	17.3	21.2	15.7	
Almost always	9.6	10.2	8.2	10.9	9.7	
N of Valid	690	687	497	468	2342	
N of Miss	17	18	18	18	71	

Table 40: Now thinking back over the past year in school, how often did you: try to do your best work in school?






Response	6	8	10	12	Total	
Never	0.9	0.4	0.4	1.7	0.8	
Seldom	1.0	0.9	1.6	1.3	1.2	
Sometimes	5.4	10.9	10.3	10.2	9.0	
Often	11.4	24.0	29.2	32.2	23.0	
Almost always	81.4	63.8	58.6	54.6	66.0	
N of Valid	687	680	497	469	2333	
N of Miss	25	25	18	17	85	

Table 41: How often do you feel that the school work you are assigned is meaningful and important?






Response	6	8	10	12	Total	
Never	4.9	3.9	3.9	6.7	4.8	
Seldom	4.5	10.9	12.4	15.5	10.2	
Sometimes	18.1	29.2	32.0	38.6	28.4	
Often	29.3	32.6	31.2	27.3	30.3	
Almost always	43.2	23.4	20.4	12.0	26.4	
N of Valid	692	685	490	466	2333	
N of Miss	20	20	25	20	85	

Table 42: Putting them all together, what were your grades like last year?

Response	6	8	10	12	Total	
Mostly F's	0.9	0.9	1.3	0.9	1.0	
Mostly D's	0.8	3.1	4.3	3.2	2.7	
Mostly C's	13.4	20.0	31.2	23.6	21.1	
Mostly B's	35.3	41.3	40.2	40.0	39.0	
Mostly A's	49.7	34.7	23.0	32.3	36.2	
N of Valid	666	651	465	462	2244	
N of Miss	4	14	17	15	50	

Table 43: How important do you think the things you are learning in school are going to be for your later life?

Response	6	8	10	12	Total	
Very important	69.1	56.3	36.9	24.9	49.9	
Quite important	18.3	23.2	28.1	27.5	23.6	
Fairly important	7.7	13.9	22.6	26.0	16.2	
Slightly important	3.6	5.5	10.0	17.7	8.3	
Not at all important	1.3	1.0	2.4	3.9	2.0	
N of Valid	703	689	491	462	2345	
N of Miss	8	16	23	24	71	

Table 44: How interesting are most of your courses to you?

Response	6	8	10	12	Total	
Very interesting and stimulating	29.5	18.8	11.4	10.8	18.8	
Quite interesting	32.5	34.1	32.0	29.2	32.2	
Fairly interesting	26.2	31.4	36.3	38.5	32.3	
Slightly dull	7.9	10.9	16.5	16.0	12.2	
Very dull	3.9	4.8	3.7	5.4	4.4	
N of Valid	692	687	490	462	2331	
N of Miss	19	17	25	24	85	

Table 45: During the LAST FOUR WEEKS how many whole days of school have you missed because you skipped or 'cut'?








Response	6	8	10	12	Total	
None	77.1	76.6	78.0	72.0	76.1	
1	9.7	10.1	7.0	10.1	9.3	
2	5.0	4.8	5.3	5.2	5.0	
3	4.1	4.0	2.1	6.0	4.0	
4-5	3.4	2.6	3.3	3.7	3.2	
6-10	0.3	1.3	2.5	1.5	1.3	
11 or more	0.4	0.6	1.8	1.5	1.0	
N of Valid	704	683	487	464	2338	
N of Miss	7	22	26	22	77	

Table 46: What are the chances you would be seen as cool if you: smoked cigarettes?






Response	6	8	10	12	Total	
No or very little chance	90.4	73.9	65.3	65.7	75.4	
Little chance	5.1	11.8	12.7	16.6	10.9	
Some chance	1.9	7.5	12.7	9.8	7.4	
Pretty good chance	0.9	3.7	5.3	4.4	3.3	
Very good chance	1.7	3.1	4.1	3.5	3.0	
N of Valid	690	677	490	458	2315	
N of Miss	18	27	25	27	97	

Table 47: What are the chances you would be seen as cool if you: worked hard at school?






Response	6	8	10	12	Total	
No or very little chance	4.8	7.2	7.2	10.2	7.1	
Little chance	5.2	12.9	12.5	12.9	10.5	
Some chance	10.4	17.6	22.1	20.9	17.0	
Pretty good chance	21.2	21.6	28.1	29.0	24.3	
Very good chance	58.5	40.8	30.1	27.0	41.1	
N of Valid	694	677	488	459	2318	
N of Miss	16	28	27	26	97	

Table 48: What are the chances you would be seen as cool if you: began drinking alcoholic beverages regularly, that is, at least once or twice a month?






Response	6	8	10	12	Total	
No or very little chance	86.8	64.7	53.4	45.1	65.0	
Little chance	6.5	13.6	12.8	14.6	11.5	
Some chance	2.9	9.9	13.0	17.2	9.9	
Pretty good chance	2.2	7.0	13.6	13.9	8.3	
Very good chance	1.6	4.7	7.2	9.2	5.2	
N of Valid	690	675	485	459	2309	
N of Miss	21	30	30	27	108	

Table 49: What are the chances you would be seen as cool if you: defended someone who was being verbally abused at school?






Response	6	8	10	12	Total	
No or very little chance	20.8	16.4	16.8	14.6	17.4	
Little chance	9.6	13.1	15.1	15.5	12.9	
Some chance	13.5	19.6	23.2	25.8	19.7	
Pretty good chance	20.8	21.4	23.2	25.1	22.4	
Very good chance	35.3	29.5	21.7	19.0	27.5	
N of Valid	691	672	483	458	2304	
N of Miss	21	33	31	28	113	

Table 50: What are the chances you would be seen as cool if you: smoked marijuana?






Response	6	8	10	12	Total	
No or very little chance	92.5	72.5	56.5	53.4	71.4	
Little chance	2.6	9.1	10.1	13.0	8.1	
Some chance	1.4	5.6	9.5	10.8	6.2	
Pretty good chance	1.3	6.1	11.2	11.9	6.9	
Very good chance	2.2	6.7	12.6	11.0	7.4	
N of Valid	694	673	483	455	2305	
N of Miss	18	32	32	31	113	

Table 51: What are the chances you would be seen as cool if you: carried a handgun?






Response	6	8	10	12	Total	
No or very little chance	85.0	73.7	69.5	70.1	75.5	
Little chance	6.9	10.0	9.1	13.0	9.5	
Some chance	2.6	6.7	9.5	7.5	6.2	
Pretty good chance	1.4	4.0	6.0	4.2	3.7	
Very good chance	4.0	5.5	5.8	5.3	5.1	
N of Valid	692	669	482	455	2298	
N of Miss	20	35	33	31	119	

Table 52: What are the chances you would be seen as cool if you: regularly volunteered to do community service?






Response	6	8	10	12	Total	
No or very little chance	29.7	39.0	31.7	23.0	31.5	
Little chance	12.4	18.1	21.1	20.8	17.5	
Some chance	16.0	19.1	21.5	25.4	19.9	
Pretty good chance	15.4	11.1	14.1	16.8	14.1	
Very good chance	26.6	12.7	11.6	14.0	16.9	
N of Valid	688	669	483	457	2297	
N of Miss	23	36	31	28	118	

Table 53: Think of your four best friends (the friends you feel closest to). In the past year (12 months), how many of your best friends have: participated in clubs, organizations or activities at school?






Response	6	8	10	12	Total	
0	19.1	11.5	14.2	11.2	14.3	
1	12.7	11.3	11.5	11.0	11.7	
2	18.2	16.9	17.1	15.6	17.1	
3	15.6	18.6	14.0	15.6	16.1	
4	34.3	41.7	43.3	46.6	40.8	
N of Valid	685	662	480	455	2282	
N of Miss	25	42	35	31	133	

Table 54: Think of your four best friends (the friends you feel closest to). In the past year (12 months), how many of your best friends have: smoked cigarettes?






Response	6	8	10	12	Total	
0	93.2	72.7	61.0	54.8	72.9	
1	3.8	13.0	14.4	18.9	11.7	
2	1.4	7.2	9.4	10.2	6.5	
3	0.3	2.7	5.4	6.7	3.3	
4	1.3	4.4	9.8	9.4	5.6	
N of Valid	691	663	480	449	2283	
N of Miss	21	41	34	35	131	

Table 55: Think of your four best friends (the friends you feel closest to). In the past year (12 months), how many of your best friends have: tried beer, wine or hard liquor (for example, vodka, whiskey, or gin) when their parents didn't know about it?






Response	6	8	10	12	Total	
0	86.3	56.6	39.7	22.7	55.3	
1	7.7	13.1	18.6	17.0	13.4	
2	3.0	9.8	10.4	16.7	9.3	
3	0.7	6.2	11.1	11.0	6.5	
4	2.3	14.2	20.3	32.6	15.5	
N of Valid	692	662	479	454	2287	
N of Miss	20	42	35	32	129	

Table 56: Think of your four best friends (the friends you feel closest to). In the past year (12 months), how many of your best friends have: made a commitment to stay drug-free?






Response	6	8	10	12	Total	
0	8.4	16.9	24.4	37.3	19.9	
1	4.8	8.0	14.8	16.2	10.1	
2	3.8	7.5	8.8	13.3	7.8	
3	7.1	11.6	11.7	8.9	9.7	
4	75.9	56.0	40.4	24.4	52.5	
N of Valid	690	664	480	451	2285	
N of Miss	20	40	35	35	130	

Table 57: Think of your four best friends (the friends you feel closest to). In the past year (12 months), how many of your best friends have: used marijuana?






Response	6	8	10	12	Total	
0	95.4	80.3	59.0	46.9	73.8	
1	1.7	7.4	14.9	18.1	9.4	
2	0.6	4.2	7.7	11.2	5.2	
3	0.3	2.9	6.5	7.4	3.7	
4	2.0	5.2	11.9	16.5	7.9	
N of Valid	691	659	478	448	2276	
N of Miss	18	44	36	36	134	

Table 58: Think of your four best friends (the friends you feel closest to). In the past year (12 months), how many of your best friends have: tried to do well in school?






Response	6	8	10	12	Total	
0	2.7	3.4	2.7	4.5	3.3	
1	3.2	3.0	5.0	5.1	3.9	
2	5.4	9.3	8.4	14.1	8.8	
3	11.6	18.1	14.0	17.4	15.1	
4	77.1	66.2	69.8	58.9	68.8	
N of Valid	691	656	477	448	2272	
N of Miss	20	48	38	38	144	

Table 59: Think of your four best friends (the friends you feel closest to). In the past year (12 months), how many of your best friends have: used LSD, cocaine, amphetamines, or other illegal drugs?






Response	6	8	10	12	Total	
0	97.3	91.7	89.3	82.1	91.0	
1	0.9	3.9	4.6	8.0	3.9	
2	0.1	2.0	2.1	4.4	1.9	
3	0.3	0.5	1.9	2.0	1.0	
4	1.4	2.0	2.1	3.5	2.1	
N of Valid	691	664	477	452	2284	
N of Miss	20	39	38	34	131	



Table 60: Think of your four best friends (the friends you feel closest to). In the past year (12 months), how many of your best friends have: been suspended from school?






Response	6	8	10	12	Total	
0	54.8	40.0	42.9	56.9	48.4	
1	19.5	20.0	21.0	17.1	19.5	
2	12.5	15.5	13.2	13.8	13.8	
3	5.2	8.6	9.3	2.9	6.6	
4	7.9	15.9	13.6	9.3	11.7	
N of Valid	686	660	471	450	2267	
N of Miss	22	44	42	35	143	

Table 61: Think of your four best friends (the friends you feel closest to). In the past year (12 months), how many of your best friends have: liked school?






Response	6	8	10	12	Total	
0	15.3	19.9	22.2	26.1	20.2	
1	11.0	10.9	10.8	10.0	10.7	
2	17.1	18.3	18.4	24.3	19.1	
3	17.4	20.1	18.6	15.0	17.9	
4	39.2	30.8	30.2	24.6	32.0	
N of Valid	691	662	474	448	2275	
N of Miss	20	42	41	38	141	

Table 62: Think of your four best friends (the friends you feel closest to). In the past year (12 months), how many of your best friends have: carried a handgun?






Response	6	8	10	12	Total	
0	93.7	87.5	86.9	84.0	88.6	
1	3.2	4.6	5.5	7.6	4.9	
2	0.9	3.7	1.3	2.4	2.1	
3	0.7	0.9	1.9	2.2	1.3	
4	1.6	3.4	4.4	3.8	3.1	
N of Valid	694	655	475	450	2274	
N of Miss	17	50	40	36	143	

Table 63: Think of your four best friends (the friends you feel closest to). In the past year (12 months), how many of your best friends have: sold illegal drugs?






Response	6	8	10	12	Total	
0	96.5	88.5	86.0	77.6	88.3	
1	0.7	4.7	4.9	8.7	4.3	
2	0.9	2.7	3.6	6.0	3.0	
3	0.1	2.1	1.5	2.2	1.4	
4	1.7	1.8	4.0	5.6	3.0	
N of Valid	691	655	472	450	2268	
N of Miss	21	50	43	36	150	

Table 64: Think of your four best friends (the friends you feel closest to). In the past year (12 months), how many of your best friends have: regularly attended religious services?






Response	6	8	10	12	Total	
0	31.6	23.5	18.5	16.7	23.5	
1	7.3	8.6	9.2	11.1	8.8	
2	12.3	12.5	15.3	19.6	14.4	
3	11.1	17.0	18.1	17.1	15.5	
4	37.8	38.4	38.9	35.4	37.7	
N of Valid	675	654	465	449	2243	
N of Miss	35	50	48	37	170	

Table 65: Think of your four best friends (the friends you feel closest to). In the past year (12 months), how many of your best friends have: stolen or tried to steal a motor vehicle such as a car or motorcycle?






Response	6	8	10	12	Total	
0	95.8	90.4	91.8	89.8	92.2	
1	2.2	3.8	3.0	4.9	3.3	
2	1.0	2.6	2.5	1.8	1.9	
3	0.1	1.2	1.1	1.3	0.9	
4	0.9	2.0	1.7	2.2	1.6	
N of Valid	693	659	473	449	2274	
N of Miss	19	45	42	37	143	

Table 66: Think of your four best friends (the friends you feel closest to). In the past year (12 months), how many of your best friends have: been arrested?






Response	6	8	10	12	Total	
0	88.6	74.6	73.8	77.1	79.2	
1	6.4	10.9	10.4	9.6	9.2	
2	1.9	6.5	6.8	7.8	5.4	
3	1.0	3.0	2.6	2.7	2.2	
4	2.2	4.9	6.4	2.9	4.0	
N of Valid	692	658	470	449	2269	
N of Miss	18	47	43	37	145	

Table 67: Think of your four best friends (the friends you feel closest to). In the past year (12 months), how many of your best friends have: dropped out of school?






Response	6	8	10	12	Total	
0	92.4	90.9	90.7	82.0	89.5	
1	4.3	4.9	4.9	12.2	6.2	
2	2.0	1.5	1.9	2.7	2.0	
3	0.4	0.8	1.1	0.9	0.7	
4	0.9	2.0	1.5	2.2	1.6	
N of Valid	695	657	473	449	2274	
N of Miss	17	48	42	37	144	

Table 68: Think of your four best friends (the friends you feel closest to). In the past year (12 months), how many of your best friends have: been members of a gang?






Response	6	8	10	12	Total	
0	86.6	76.3	75.0	77.1	79.3	
1	5.2	7.3	8.9	7.6	7.0	
2	2.7	5.3	4.9	6.3	4.6	
3	1.9	2.7	3.0	2.2	2.4	
4	3.6	8.4	8.3	6.7	6.6	
N of Valid	695	658	472	446	2271	
N of Miss	15	47	43	40	145	

Table 69: How old were you when you first: smoked marijuana?










Response	6	8	10	12	Total	
Never	99.3	89.8	76.9	66.1	85.4	
10 or younger	0.6	1.9	2.3	1.8	1.6	
11	0.1	1.8	1.7	1.3	1.2	
12	0.0	3.0	2.3	1.6	1.7	
13	0.0	2.5	4.2	3.4	2.3	
14	0.0	0.9	6.7	7.2	3.1	
15	0.0	0.0	4.0	3.8	1.6	
16	0.0	0.0	1.7	8.5	2.0	
17 or older	0.0	0.0	0.2	6.3	1.3	
N of Valid	697	669	477	445	2288	
N of Miss	15	36	37	38	126	

Table 70: How old were you when you first: smoked a cigarette, even just a puff?










Response	6	8	10	12	Total	
Never	92.0	73.7	66.1	62.7	75.6	
10 or younger	5.3	9.5	8.6	5.9	7.3	
11	2.0	5.4	5.0	3.6	3.9	
12	0.7	6.3	2.9	3.6	3.4	
13	0.0	4.5	4.8	4.1	3.1	
14	0.0	0.6	5.0	7.0	2.6	
15	0.0	0.0	6.1	3.8	2.0	
16	0.0	0.0	1.0	6.6	1.5	
17 or older	0.0	0.0	0.4	2.7	0.6	
N of Valid	698	666	478	442	2284	
N of Miss	14	39	37	43	133	

Table 71: How old were you when you first: had more than a sip or two of beer, wine or hard liquor (for example, vodka, whiskey, or gin)?










Response	6	8	10	12	Total	
Never	86.6	59.5	44.7	32.7	59.5	
10 or younger	8.6	11.4	9.0	7.2	9.2	
11	4.0	6.7	4.4	4.1	4.9	
12	0.7	9.4	5.9	1.6	4.5	
13	0.0	9.7	6.7	7.9	5.8	
14	0.0	2.9	10.7	9.7	5.0	
15	0.0	0.5	14.5	13.1	5.7	
16	0.0	0.0	3.6	15.5	3.8	
17 or older	0.0	0.0	0.4	8.3	1.7	
N of Valid	694	660	476	444	2274	
N of Miss	17	41	39	42	139	

Table 72: How old were you when you first: began drinking alcoholic beverages regularly, that is, at least once or twice a month?










Response	6	8	10	12	Total	
Never	98.3	90.8	82.2	68.7	87.0	
10 or younger	0.7	1.5	1.7	1.6	1.3	
11	0.7	2.0	0.4	1.1	1.1	
12	0.3	1.8	1.9	0.5	1.1	
13	0.0	3.2	1.9	2.7	1.8	
14	0.0	0.6	3.8	3.6	1.7	
15	0.0	0.2	5.7	5.4	2.3	
16	0.0	0.0	1.7	9.7	2.2	
17 or older	0.0	0.0	0.8	6.8	1.5	
N of Valid	697	664	477	444	2282	
N of Miss	15	41	38	42	136	

Table 73: How old were you when you first: used phenoxydine (pox, px, breeze)?


Response	6	8	10	12	Total	
Never	100.0	100.0	100.0	100.0	100.0	
10 or younger	0.0	0.0	0.0	0.0	0.0	
11	0.0	0.0	0.0	0.0	0.0	
12	0.0	0.0	0.0	0.0	0.0	
13	0.0	0.0	0.0	0.0	0.0	
14	0.0	0.0	0.0	0.0	0.0	
15	0.0	0.0	0.0	0.0	0.0	
16	0.0	0.0	0.0	0.0	0.0	
17 or older	0.0	0.0	0.0	0.0	0.0	
N of Valid	689	663	471	444	2267	
N of Miss	22	42	43	42	149	

Table 74: How old were you when you first: got suspended from school?










Response	6	8	10	12	Total	
Never	78.0	61.6	59.9	67.5	67.4	
10 or younger	11.6	11.9	8.9	8.1	10.4	
11	8.0	7.6	5.3	2.5	6.3	
12	2.3	6.4	7.0	2.9	4.6	
13	0.0	9.1	6.4	5.0	4.9	
14	0.0	2.9	7.6	3.8	3.2	
15	0.0	0.6	3.4	3.8	1.6	
16	0.0	0.0	1.3	4.1	1.1	
17 or older	0.0	0.0	0.2	2.3	0.5	
N of Valid	696	658	471	443	2268	
N of Miss	11	42	41	43	137	

Table 75: How old were you when you first: got arrested?

Response	6	8	10	12	Total	
Never	98.3	93.6	88.1	88.3	92.9	
10 or younger	1.0	1.1	0.8	0.9	1.0	
11	0.7	0.3	0.6	0.0	0.4	
12	0.0	1.7	0.2	0.4	0.6	
13	0.0	1.5	1.7	0.7	0.9	
14	0.0	1.4	3.2	1.6	1.4	
15	0.0	0.5	4.0	2.9	1.5	
16	0.0	0.0	1.3	2.7	0.8	
17 or older	0.0	0.0	0.0	2.5	0.5	
N of Valid	693	661	471	446	2271	
N of Miss	19	41	43	40	143	

Table 76: How old were you when you first: carried a handgun?

Response	6	8	10	12	Total	
Never	96.8	94.1	93.7	93.1	94.6	
10 or younger	1.3	1.7	1.7	2.0	1.6	
11	1.6	0.6	0.6	0.9	1.0	
12	0.3	1.8	0.6	0.4	0.8	
13	0.0	1.1	0.8	0.4	0.6	
14	0.0	0.6	1.1	0.4	0.5	
15	0.0	0.2	0.6	0.7	0.3	
16	0.0	0.0	0.8	0.9	0.4	
17 or older	0.0	0.0	0.0	1.1	0.2	
N of Valid	690	657	474	447	2268	
N of Miss	20	45	41	39	145	

Table 77: How old were you when you first: attacked someone with the idea of seriously hurting them?


Response	6	8	10	12	Total	
Never	84.7	76.0	75.1	80.2	79.3	
10 or younger	9.1	7.1	7.2	3.4	7.0	
11	4.5	4.1	2.3	2.9	3.6	
12	1.6	6.0	2.3	0.9	2.9	
13	0.1	5.0	3.6	2.9	2.8	
14	0.0	1.5	4.9	2.7	2.0	
15	0.0	0.2	4.0	2.5	1.4	
16	0.0	0.2	0.6	2.9	0.7	
17 or older	0.0	0.0	0.0	1.6	0.3	
N of Valid	695	662	473	445	2275	
N of Miss	16	40	40	41	137	

Table 78: How old were you when you first: belonged to a gang?


Response	6	8	10	12	Total	
Never	97.7	92.4	92.4	91.2	93.8	
10 or younger	1.0	2.7	1.9	3.1	2.1	
11	1.0	1.4	0.4	0.2	0.8	
12	0.3	1.5	1.1	1.3	1.0	
13	0.0	1.7	1.3	0.7	0.9	
14	0.0	0.3	0.8	1.8	0.6	
15	0.0	0.0	1.1	0.7	0.4	
16	0.0	0.0	0.8	0.4	0.3	
17 or older	0.0	0.0	0.2	0.4	0.1	
N of Valid	695	660	473	445	2273	
N of Miss	17	42	41	40	140	



Table 79: How wrong do you think it is for someone your age to: take a handgun to school?





Response	6	8	10	12	Total	
Very wrong	94.0	87.7	85.4	88.3	89.3	
Wrong	4.4	8.9	9.6	7.2	7.3	
A little bit wrong	0.9	2.3	4.0	3.4	2.4	
Not wrong at all	0.7	1.2	1.1	1.1	1.0	
N of Valid	705	665	471	445	2286	
N of Miss	7	40	44	41	132	

Table 80: How wrong do you think it is for someone your age to: steal anything worth more than \$5?





Response	6	8	10	12	Total	
Very wrong	72.3	63.6	58.7	70.0	66.5	
Wrong	23.2	27.0	29.4	21.0	25.2	
A little bit wrong	3.4	8.3	9.5	7.9	7.0	
Not wrong at all	1.0	1.1	2.3	1.1	1.3	
N of Valid	698	662	472	443	2275	
N of Miss	11	42	43	43	139	

Table 81: How wrong do you think it is for someone your age to: pick a fight with someone?





Response	6	8	10	12	Total	
Very wrong	61.7	49.2	49.6	58.7	55.0	
Wrong	24.8	29.0	34.1	20.1	27.0	
A little bit wrong	11.2	17.1	13.3	17.6	14.6	
Not wrong at all	2.3	4.7	3.0	3.6	3.4	
N of Valid	697	661	466	443	2267	
N of Miss	14	42	47	43	146	

Table 82: How wrong do you think it is for someone your age to: attack someone with the idea of seriously hurting them?





Response	6	8	10	12	Total	
Very wrong	79.7	69.1	65.0	69.3	71.6	
Wrong	13.9	17.6	21.6	16.8	17.1	
A little bit wrong	4.7	8.4	10.3	10.5	8.1	
Not wrong at all	1.7	4.8	3.2	3.4	3.3	
N of Valid	700	663	468	440	2271	
N of Miss	10	42	47	46	145	

Table 83: How wrong do you think it is for someone your age to: stay away from school all day when their parents think they are at school?





Response	6	8	10	12	Total	
Very wrong	83.8	69.0	63.3	59.9	70.7	
Wrong	12.8	21.3	24.3	22.3	19.5	
A little bit wrong	2.4	8.3	10.0	14.6	8.1	
Not wrong at all	1.0	1.4	2.3	3.2	1.8	
N of Valid	703	662	469	439	2273	
N of Miss	9	42	44	47	142	

Table 84: How wrong do you think it is for someone your age to: drink beer, wine or hard liquor (for example, vodka, whiskey, or gin) regularly?





Response	6	8	10	12	Total	
Very wrong	90.2	68.1	52.9	42.6	66.9	
Wrong	7.5	16.6	21.9	21.2	15.8	
A little bit wrong	1.8	11.6	17.6	23.0	12.0	
Not wrong at all	0.4	3.6	7.6	13.2	5.3	
N of Valid	704	661	471	439	2275	
N of Miss	8	43	44	47	142	

Table 85: How wrong do you think it is for someone your age to: smoke cigarettes?

Response	6	8	10	12	Total	
Very wrong	89.3	75.0	62.5	56.5	73.2	
Wrong	8.5	15.7	21.2	19.0	15.3	
A little bit wrong	1.4	6.5	10.8	12.7	7.0	
Not wrong at all	0.7	2.9	5.5	11.8	4.5	
N of Valid	703	663	472	441	2279	
N of Miss	9	42	43	45	139	

Table 86: How wrong do you think it is for someone your age to: smoke marijuana?

Response	6	8	10	12	Total	
Very wrong	95.7	82.5	65.6	57.2	78.2	
Wrong	2.8	8.9	15.3	15.5	9.6	
A little bit wrong	0.9	6.1	10.6	16.2	7.3	
Not wrong at all	0.6	2.6	8.5	11.2	4.8	
N of Valid	704	661	471	439	2275	
N of Miss	8	44	43	47	142	

Table 87: How wrong do you think it is for someone your age to: use LSD, cocaine, amphetamines or another illegal drug?

Response	6	8	10	12	Total	
Very wrong	96.9	93.9	90.9	87.7	93.0	
Wrong	2.7	4.1	6.2	7.7	4.8	
A little bit wrong	0.1	1.2	1.9	3.4	1.5	
Not wrong at all	0.3	0.8	1.1	1.1	0.7	
N of Valid	702	659	471	440	2272	
N of Miss	10	46	44	46	146	

Table 88: At school during the past 12 months, did you receive help from the resource teacher, speech therapist or other special education teacher?



Response	6	8	10	12	Total	
No	79.7	88.4	85.9	91.8	85.8	
Yes	20.3	11.6	14.1	8.2	14.2	
N of Valid	670	602	419	404	2095	
N of Miss	42	103	96	82	323	

Table 89: How many times in the past year (12 months) have you: been suspended from school?









Response	6	8	10	12	Total	
Never	82.2	72.9	75.1	80.9	77.8	
1 to 2 times	11.9	19.6	15.7	12.4	15.0	
3 to 5 times	3.3	3.8	5.4	4.1	4.0	
6 to 9 times	1.3	2.1	2.2	0.9	1.6	
10 to 19 times	0.6	0.9	0.4	0.7	0.7	
20 to 29 times	0.1	0.3	0.6	0.2	0.3	
30 to 39 times	0.3	0.2	0.0	0.2	0.2	
40+ times	0.3	0.2	0.6	0.5	0.4	
N of Valid	703	652	465	434	2254	
N of Miss	7	51	49	52	159	

Table 90: How many times in the past year (12 months) have you: carried a handgun?









Response	6	8	10	12	Total	
Never	96.9	94.0	94.9	93.3	94.9	
1 to 2 times	2.0	3.4	2.4	2.5	2.6	
3 to 5 times	0.3	1.4	0.9	0.9	0.8	
6 to 9 times	0.1	0.2	0.2	0.5	0.2	
10 to 19 times	0.4	0.2	0.6	1.1	0.5	
20 to 29 times	0.0	0.0	0.0	0.7	0.1	
30 to 39 times	0.0	0.2	0.0	0.2	0.1	
40+ times	0.3	0.8	1.1	0.7	0.7	
N of Valid	700	652	467	435	2254	
N of Miss	12	53	48	51	164	

Table 91: How many times in the past year (12 months) have you: sold illegal drugs?









Response	6	8	10	12	Total	
Never	99.7	98.5	96.6	93.1	97.4	
1 to 2 times	0.3	0.8	0.9	1.4	0.8	
3 to 5 times	0.0	0.3	0.6	0.9	0.4	
6 to 9 times	0.0	0.0	0.9	1.2	0.4	
10 to 19 times	0.0	0.2	0.0	0.7	0.2	
20 to 29 times	0.0	0.2	0.4	0.7	0.3	
30 to 39 times	0.0	0.0	0.2	0.0	0.0	
40+ times	0.0	0.2	0.4	2.1	0.5	
N of Valid	698	647	464	434	2243	
N of Miss	14	58	51	52	175	

Table 92: How many times in the past year (12 months) have you: stolen or tried to steal a motor vehicle such as a car or motorcycle?









Response	6	8	10	12	Total	
Never	99.3	97.7	97.2	96.5	97.9	
1 to 2 times	0.6	1.1	1.3	0.7	0.9	
3 to 5 times	0.1	1.1	0.2	0.9	0.6	
6 to 9 times	0.0	0.0	1.1	0.2	0.3	
10 to 19 times	0.0	0.0	0.0	0.9	0.2	
20 to 29 times	0.0	0.0	0.0	0.0	0.0	
30 to 39 times	0.0	0.0	0.0	0.0	0.0	
40+ times	0.0	0.2	0.2	0.7	0.2	
N of Valid	700	651	465	434	2250	
N of Miss	10	54	50	52	166	

Table 93: How many times in the past year (12 months) have you: participated in clubs, organizations or activities at school?









Response	6	8	10	12	Total	
Never	28.0	24.3	23.7	20.3	24.6	
1 to 2 times	33.3	23.7	19.8	12.9	23.8	
3 to 5 times	15.5	17.8	15.7	12.9	15.7	
6 to 9 times	10.0	11.6	9.9	11.1	10.7	
10 to 19 times	5.3	5.7	8.6	13.6	7.7	
20 to 29 times	1.1	2.9	4.5	8.1	3.7	
30 to 39 times	1.1	1.2	3.0	4.6	2.2	
40+ times	5.6	12.7	14.7	16.4	11.6	
N of Valid	697	646	464	433	2240	
N of Miss	15	57	49	52	173	

Table 94: How many times in the past year (12 months) have you: been arrested?







Response	6	8	10	12	Total	
Never	98.3	93.4	90.8	92.1	94.1	
1 to 2 times	1.4	5.1	6.9	5.1	4.3	
3 to 5 times	0.0	0.6	1.1	1.2	0.6	
6 to 9 times	0.1	0.2	0.6	0.7	0.4	
10 to 19 times	0.0	0.5	0.4	0.7	0.4	
20 to 29 times	0.0	0.2	0.0	0.0	0.0	
30 to 39 times	0.0	0.0	0.2	0.0	0.0	
40+ times	0.1	0.2	0.0	0.2	0.1	
N of Valid	700	648	465	432	2245	
N of Miss	10	57	50	54	171	

Table 95: How many times in the past year (12 months) have you: done extra work on your own for school?









Response	6	8	10	12	Total	
Never	26.4	30.1	27.2	27.1	27.7	
1 to 2 times	30.8	20.3	21.3	17.6	23.3	
3 to 5 times	15.9	17.2	18.1	17.4	17.0	
6 to 9 times	10.2	10.2	9.7	12.7	10.6	
10 to 19 times	5.9	8.2	11.4	9.5	8.4	
20 to 29 times	3.5	3.4	4.1	4.6	3.8	
30 to 39 times	1.0	1.4	1.7	3.2	1.7	
40+ times	6.3	9.1	6.5	7.9	7.5	
N of Valid	694	645	464	432	2235	
N of Miss	16	58	49	54	177	

Table 96: How many times in the past year (12 months) have you: attacked someone with the idea of seriously hurting them?









Response	6	8	10	12	Total	
Never	86.7	81.0	81.9	85.9	83.9	
1 to 2 times	7.7	11.1	11.2	8.3	9.6	
3 to 5 times	2.7	5.1	3.2	2.5	3.5	
6 to 9 times	1.4	1.2	1.5	1.4	1.4	
10 to 19 times	1.0	0.8	0.4	0.2	0.7	
20 to 29 times	0.0	0.3	0.2	0.7	0.3	
30 to 39 times	0.1	0.0	0.0	0.2	0.1	
40+ times	0.3	0.5	1.5	0.7	0.7	
N of Valid	698	647	463	432	2240	
N of Miss	14	58	52	54	178	

Table 97: How many times in the past year (12 months) have you: been drunk or high at school?









Response	6	8	10	12	Total	
Never	99.3	92.4	86.9	85.0	92.0	
1 to 2 times	0.4	5.0	6.5	5.8	4.0	
3 to 5 times	0.1	1.5	1.9	2.1	1.3	
6 to 9 times	0.1	0.3	1.7	2.8	1.0	
10 to 19 times	0.0	0.3	1.5	1.4	0.7	
20 to 29 times	0.0	0.3	0.6	1.2	0.4	
30 to 39 times	0.0	0.0	0.2	0.7	0.2	
40+ times	0.0	0.2	0.6	1.2	0.4	
N of Valid	700	646	464	432	2242	
N of Miss	12	59	51	53	175	

Table 98: How many times in the past year (12 months) have you: volunteered to do community service?









Response	6	8	10	12	Total	
Never	64.0	66.3	52.8	35.1	56.7	
1 to 2 times	17.5	15.9	15.3	18.5	16.8	
3 to 5 times	6.9	7.0	12.1	12.9	9.2	
6 to 9 times	4.3	4.8	8.8	8.8	6.3	
10 to 19 times	2.2	1.9	6.0	8.8	4.2	
20 to 29 times	1.7	0.9	1.3	4.8	2.0	
30 to 39 times	0.7	0.6	0.6	3.2	1.2	
40+ times	2.7	2.6	3.0	7.9	3.8	
N of Valid	697	643	464	433	2237	
N of Miss	15	61	51	53	180	



Table 99: How many times in the past year (12 months) have you: taken a handgun to school?


Response	6	8	10	12	Total	
Never	99.3	99.2	98.7	99.1	99.1	
1 to 2 times	0.7	0.5	0.2	0.0	0.4	
3 to 5 times	0.0	0.0	0.2	0.2	0.1	
6 to 9 times	0.0	0.2	0.4	0.0	0.1	
10 to 19 times	0.0	0.2	0.2	0.2	0.1	
20 to 29 times	0.0	0.0	0.0	0.0	0.0	
30 to 39 times	0.0	0.0	0.0	0.0	0.0	
40+ times	0.0	0.0	0.2	0.5	0.1	
N of Valid	699	641	466	434	2240	
N of Miss	13	64	49	52	178	

Table 100: Are you currently on probation, or assigned a probation officer with Juvenile Court?


Response	6	8	10	12	Total	
No	97.9	94.0	93.2	95.6	95.4	
Yes	2.1	6.0	6.8	4.4	4.6	
N of Valid	626	562	412	383	1983	
N of Miss	86	143	103	103	435	

Table 101: Have you ever belonged to a gang?


Response	6	8	10	12	Total	
No	95.0	89.5	88.9	89.6	91.1	
No, but would like to	0.9	0.9	2.1	1.9	1.3	
Yes, in the past	2.4	4.9	3.6	3.5	3.6	
Yes, belong now	1.1	4.4	4.5	4.2	3.4	
Yes, but would like to get out	0.6	0.3	0.9	0.9	0.6	
N of Valid	704	636	467	431	2238	
N of Miss	8	68	48	55	179	

Table 102: If you have ever belonged to a gang, did that gang have a name?




Response	6	8	10	12	Total	
No	9.3	9.5	12.2	15.8	11.2	
Yes	4.3	10.0	9.3	9.7	8.0	
I have never belonged to a gang	86.4	80.6	78.5	74.5	80.8	
N of Valid	696	623	451	423	2193	
N of Miss	14	78	62	61	215	

Table 103: How many times have you done the following things? done what feels good no matter what.







Response	6	8	10	12	Total	
Never	46.1	32.7	30.2	19.6	33.9	
I've done it, but not in the past year	15.6	18.9	12.0	12.8	15.3	
Less than once a month	4.8	9.6	12.0	15.1	9.7	
About once a month	5.8	5.5	7.4	8.0	6.5	
2 or 3 times a month	7.7	6.7	12.7	13.7	9.6	
Once a week or more	20.0	26.5	25.6	30.7	25.1	
N of Valid	686	623	457	423	2189	
N of Miss	25	81	57	63	226	

Table 104: How many times have you done the following things? done something dangerous because someone dared you to do it.







Response	6	8	10	12	Total	
Never	77.0	65.1	62.4	58.5	67.0	
I've done it, but not in the past year	15.2	17.9	17.8	16.6	16.8	
Less than once a month	3.3	7.0	9.3	11.2	7.2	
About once a month	1.6	4.2	5.4	7.0	4.2	
2 or 3 times a month	1.0	3.0	2.6	3.0	2.3	
Once a week or more	1.9	2.7	2.4	3.5	2.5	
N of Valid	697	625	460	427	2209	
N of Miss	15	80	55	59	209	

Table 105: How many times have you done the following things? done crazy things even if they are a little dangerous.

Response	6	8	10	12	Total	
Never	62.4	43.5	42.9	39.3	48.5	
I've done it, but not in the past year	21.8	22.4	20.1	19.4	21.2	
Less than once a month	5.9	10.5	12.9	13.8	10.2	
About once a month	4.4	7.7	7.4	11.2	7.3	
2 or 3 times a month	1.6	6.5	8.3	7.5	5.5	
Once a week or more	3.9	9.4	8.3	8.7	7.3	
N of Valid	697	626	457	427	2207	
N of Miss	15	79	58	59	211	

Table 106: You're looking at CD's in a music store with a friend. You look up and see her slip a CD under her coat. She smiles and says 'Which one do you want? Go ahead, take it while nobody's around.' There is nobody in sight, no employees and no other customers. What would you do now?

Response	6	8	10	12	Total	
Ignore her	14.6	20.5	23.7	26.4	20.4	
Grab a CD and leave the store	1.7	4.1	5.1	5.2	3.7	
Tell her to put the CD back	65.6	44.6	40.4	41.9	49.9	
Act like it is a joke, and ask her to put the CD back	18.1	30.9	30.8	26.6	26.0	
N of Valid	701	615	455	425	2196	
N of Miss	9	86	54	60	209	

Table 107: You are visiting another part of town, and you don't know any of the people your age there. You are walking down the street, and some teenager you don't know is walking toward you. He is about your size, and as he is about to pass you, he deliberately bumps into you and you almost lose your balance. What would you say or do?

Response	6	8	10	12	Total	
Push the person back	15.4	17.2	17.2	13.9	16.0	
Say 'Excuse me' and keep on walking	50.7	41.1	41.7	50.1	46.0	
Say 'Watch where you are going' and keep on walking	28.9	33.3	31.3	26.2	30.1	
Swear at the person and walk away	5.0	8.4	9.7	9.7	7.8	
N of Valid	696	609	453	423	2181	
N of Miss	13	88	55	63	219	

Table 108: You are at a party at someone's house, and one of your friends offers you a drink containing alcohol. What would you say or do?





Response	6	8	10	12	Total	
Drink it	1.4	15.8	27.0	35.8	17.4	
Tell your friend, 'No thanks, I don't drink' and suggest that you and your friend go and do something else	46.4	37.0	28.6	24.5	35.8	
Just say, 'No thanks' and walk away	33.0	33.6	35.6	33.9	33.9	
Make up a good excuse, tell your friend you had something else to do, and leave	19.1	13.7	8.8	5.9	12.9	
N of Valid	696	608	455	425	2184	
N of Miss	13	92	59	61	225	

Table 109: It's 8:00 on a weeknight and you are about to go over to a friend's home when your mother asks you where you are going. You say 'Oh, just going to go hang out with some friends.' She says, 'No, you'll just get into trouble if you go out. Stay home tonight.' What would you do now?





Response	6	8	10	12	Total	
Leave the house anyway	2.7	5.1	6.2	9.4	5.4	
Explain what you are going to do with your friends, tell her when you will get home, and ask if you can go out	41.6	60.6	65.6	67.5	56.9	
Not say anything and start watching TV	52.4	30.5	22.2	17.0	33.1	
Get into an argument with her	3.3	3.8	6.0	6.1	4.5	
N of Valid	697	607	450	424	2178	
N of Miss	14	95	58	61	228	

Table 110: How often do you attend religious services or activities?





Response	6	8	10	12	Total	
Never	20.5	10.5	10.2	9.5	13.4	
Rarely	20.7	23.8	19.7	23.8	22.0	
1-2 Times a Month	15.5	15.5	19.5	16.6	16.5	
About Once a Week or More	43.3	50.2	50.7	50.1	48.1	
N of Valid	691	600	452	421	2164	
N of Miss	21	105	62	65	253	

Table 111: I do the opposite of what people tell me, just to get them mad.





Response	6	8	10	12	Total	
Very False	61.6	38.5	35.2	41.4	45.8	
Somewhat False	19.2	29.6	26.7	30.1	25.8	
Somewhat True	16.0	26.6	33.0	24.4	24.1	
Very True	3.2	5.4	5.1	4.1	4.4	
N of Valid	692	598	449	418	2157	
N of Miss	19	106	65	67	257	

Table 112: I like to see how much I can get away with.





Response	6	8	10	12	Total	
Very False	67.4	43.0	34.7	36.2	47.8	
Somewhat False	17.4	24.2	25.4	28.8	23.1	
Somewhat True	10.4	25.0	30.3	28.1	22.0	
Very True	4.8	7.7	9.6	7.0	7.0	
N of Valid	691	595	449	417	2152	
N of Miss	19	110	66	69	264	

Table 113: I ignore rules that get in my way.





Response	6	8	10	12	Total	
Very False	73.6	53.0	46.3	44.7	56.6	
Somewhat False	14.6	26.7	27.1	27.9	23.1	
Somewhat True	8.5	16.1	21.7	23.8	16.3	
Very True	3.3	4.2	4.9	3.6	4.0	
N of Valid	692	591	447	416	2146	
N of Miss	19	113	68	70	270	

Table 114: I think sometimes it's okay to cheat at school.


Response	6	8	10	12	Total	
NO!	72.0	33.3	21.3	18.5	40.5	
no	22.2	35.8	33.9	31.5	30.2	
yes	5.0	28.1	37.4	39.2	24.7	
YES!	0.7	2.7	7.4	10.8	4.6	
N of Valid	697	597	446	416	2156	
N of Miss	14	108	69	70	261	

Table 115: It is important to think before you act.


Response	6	8	10	12	Total	
NO!	2.2	3.4	2.9	3.4	2.9	
no	2.2	3.4	3.1	3.4	2.9	
yes	21.7	30.4	27.8	28.2	26.6	
YES!	74.0	62.9	66.1	65.0	67.6	
N of Valid	695	593	449	412	2149	
N of Miss	16	112	65	74	267	

Table 116: Sometimes I think that life is not worth it.


Response	6	8	10	12	Total	
NO!	59.2	49.9	52.9	55.0	54.5	
no	18.7	22.7	20.3	24.6	21.3	
yes	12.6	17.8	19.1	14.7	15.8	
YES!	9.5	9.6	7.7	5.7	8.4	
N of Valid	684	585	444	407	2120	
N of Miss	26	120	70	79	295	

Table 117: At times I think I am no good at all.

Response	6	8	10	12	Total	
NO!	44.7	40.9	39.1	47.0	42.9	
no	23.8	23.8	25.7	25.1	24.5	
yes	22.8	25.4	25.4	23.2	24.1	
YES!	8.8	9.8	9.8	4.7	8.5	
N of Valid	685	579	448	406	2118	
N of Miss	25	124	67	80	296	

Table 118: All in all, I am inclined to think that I am a failure.

Response	6	8	10	12	Total	
NO!	60.6	55.6	54.0	64.2	58.5	
no	25.8	26.5	30.7	23.5	26.6	
yes	8.7	12.8	10.2	10.1	10.4	
YES!	4.9	5.1	5.2	2.2	4.5	
N of Valid	678	585	443	405	2111	
N of Miss	34	120	72	81	307	

Table 119: In the past year, have you felt depressed or sad MOST days, even if you felt okay sometimes?

Response	6	8	10	12	Total	
NO!	24.5	26.6	27.9	33.3	27.5	
no	22.7	23.0	19.8	23.6	22.4	
yes	34.6	29.4	33.8	27.9	31.7	
YES!	18.2	21.1	18.5	15.2	18.5	
N of Valid	682	579	444	402	2107	
N of Miss	29	125	71	83	308	

Table 120: It is all right to beat up people if they start the fight.





Response	6	8	10	12	Total	
NO!	45.7	26.5	23.9	26.9	32.3	
no	16.6	16.1	19.4	19.2	17.5	
yes	18.9	29.4	23.2	24.9	23.8	
YES!	18.8	28.0	33.6	28.9	26.4	
N of Valid	682	578	444	401	2105	
N of Miss	29	126	70	85	310	

Table 121: I think it is okay to take something without asking if you can get away with it.





Response	6	8	10	12	Total	
NO!	79.8	62.0	60.3	67.0	68.4	
no	18.1	31.5	32.2	25.3	26.1	
yes	0.9	4.9	5.9	5.0	3.8	
YES!	1.2	1.6	1.6	2.8	1.7	
N of Valid	679	577	438	400	2094	
N of Miss	32	128	77	86	323	

Table 122: Sometimes we don't know what we will do as adults, but we may have an idea. Please answer how true these statements may be for you. WHEN I AM AN ADULT I WILL: smoke cigarettes.





Response	6	8	10	12	Total	
NO!	86.0	76.6	71.9	76.0	78.6	
no	12.0	18.4	19.5	16.5	16.2	
yes	1.6	4.2	6.3	4.4	3.8	
YES!	0.3	0.9	2.3	3.0	1.4	
N of Valid	681	577	441	405	2104	
N of Miss	29	128	74	81	312	



Table 123: Sometimes we don't know what we will do as adults, but we may have an idea. Please answer how true these statements may be for you. WHEN I AM AN ADULT I WILL: drink beer, wine, or liquor.


Response	6	8	10	12	Total	
NO!	73.0	44.7	36.4	30.8	49.5	
no	17.1	17.9	18.5	14.1	17.0	
yes	7.5	31.2	35.1	37.7	25.6	
YES!	2.4	6.2	10.0	17.4	7.9	
N of Valid	678	577	439	403	2097	
N of Miss	33	128	75	83	319	

Table 124: Sometimes we don't know what we will do as adults, but we may have an idea. Please answer how true these statements may be for you. WHEN I AM AN ADULT I WILL: smoke marijuana.


Response	6	8	10	12	Total	
NO!	92.8	81.5	70.3	69.3	80.5	
no	6.9	13.3	16.4	14.9	12.2	
yes	0.3	3.8	6.8	8.4	4.2	
YES!	0.0	1.4	6.4	7.4	3.1	
N of Valid	679	578	438	404	2099	
N of Miss	30	127	75	82	314	

Table 125: Sometimes we don't know what we will do as adults, but we may have an idea. Please answer how true these statements may be for you. WHEN I AM AN ADULT I WILL: use LSD, cocaine, amphetamines or another illegal drug.


Response	6	8	10	12	Total	
NO!	94.1	91.2	89.8	90.8	91.8	
no	5.9	8.5	8.9	7.7	7.6	
yes	0.0	0.2	0.9	1.0	0.4	
YES!	0.0	0.2	0.5	0.5	0.2	
N of Valid	680	577	440	404	2101	
N of Miss	31	128	75	82	316	

Table 126: How much do you think people risk harming themselves (physically or in other ways) if they: smoked one or more packs of cigarettes per day?





Response	6	8	10	12	Total	
No risk	20.6	14.2	13.9	8.8	15.2	
Slight risk	8.0	7.3	6.0	9.3	7.7	
Moderate risk	15.6	20.8	17.9	13.1	17.0	
Great risk	55.9	57.7	62.2	68.8	60.1	
N of Valid	675	562	431	397	2065	
N of Miss	35	141	83	89	348	

Table 127: How much do you think people risk harming themselves (physically or in other ways) if they: try marijuana once or twice?





Response	6	8	10	12	Total	
No risk	19.9	19.7	21.6	29.5	22.0	
Slight risk	18.0	23.1	29.7	27.5	23.6	
Moderate risk	27.6	22.6	22.3	14.9	22.7	
Great risk	34.6	34.6	26.5	28.0	31.6	
N of Valid	674	563	431	396	2064	
N of Miss	38	142	84	90	354	

Table 128: How much do you think people risk harming themselves (physically or in other ways) if they: smoke marijuana regularly?





Response	6	8	10	12	Total	
No risk	19.9	16.7	17.4	18.7	18.3	
Slight risk	4.9	5.4	10.3	13.8	7.9	
Moderate risk	11.7	14.0	18.5	18.5	15.0	
Great risk	63.5	63.9	53.8	49.0	58.8	
N of Valid	668	557	426	390	2041	
N of Miss	41	148	87	96	372	

Table 129: How much do you think people risk harming themselves (physically or in other ways) if they: take one or two drinks of an alcoholic beverage (beer, wine, liquor) nearly every day?


Response	6	8	10	12	Total	
No risk	20.4	17.7	17.4	14.1	17.8	
Slight risk	14.4	22.5	19.2	19.7	18.6	
Moderate risk	23.2	24.5	28.9	26.0	25.3	
Great risk	42.0	35.2	34.5	40.2	38.2	
N of Valid	672	559	432	396	2059	
N of Miss	38	146	83	90	357	

Table 130: How much do you think people risk harming themselves (physically or in other ways) if they: have five or more drinks once or twice each weekend?


Response	6	8	10	12	Total	
No risk	18.6	16.1	15.5	12.2	16.0	
Slight risk	9.2	11.3	11.1	12.2	10.7	
Moderate risk	19.0	21.3	23.1	23.1	21.3	
Great risk	53.1	51.3	50.2	52.5	51.9	
N of Valid	672	559	432	394	2057	
N of Miss	39	145	83	92	359	

Table 131: Have you ever used smokeless tobacco (chew, snuff, plug, dipping tobacco, or chewing tobacco)?


Response	6	8	10	12	Total	
Never	96.8	91.2	88.7	86.3	91.6	
Once or Twice	2.7	6.1	4.9	5.8	4.7	
Once in a while but not regularly	0.0	0.9	2.8	3.3	1.5	
Regularly in the past	0.3	0.7	1.9	2.0	1.1	
Regularly now	0.3	1.1	1.6	2.5	1.2	
N of Valid	678	558	426	395	2057	
N of Miss	34	147	89	90	360	

Table 132: How often have you taken smokeless tobacco during the past 30 days?


Response	6	8	10	12	Total	
Not at all	98.8	96.9	95.5	94.2	96.7	
Once or twice	0.9	2.2	1.9	1.8	1.6	
Once or twice per week	0.0	0.2	0.7	0.3	0.2	
Three to five times per week	0.1	0.4	0.2	0.5	0.3	
About once a day	0.1	0.2	0.7	0.5	0.3	
More than once a day	0.0	0.2	0.9	2.8	0.8	
N of Valid	681	555	426	394	2056	
N of Miss	31	150	88	92	361	

Table 133: Have you ever smoked cigarettes?


Response	6	8	10	12	Total	
Never	92.5	79.5	70.0	67.1	79.4	
Once or Twice	6.5	13.3	14.8	16.7	12.0	
Once in a while but not regularly	0.3	4.0	7.7	8.1	4.3	
Regularly in the past	0.7	1.8	3.7	2.5	2.0	
Regularly now	0.0	1.4	3.7	5.6	2.2	
N of Valid	679	555	427	395	2056	
N of Miss	33	150	88	90	361	

Table 134: How frequently have you smoked cigarettes during the past 30 days?


Response	6	8	10	12	Total	
Not at all	99.0	93.9	90.6	86.4	93.4	
Less than one cigarette per day	1.0	3.8	4.5	6.0	3.5	
One to five cigarettes per day	0.0	1.4	3.3	4.5	1.9	
About one-half pack per day	0.0	0.7	1.2	1.8	0.8	
About one pack per day	0.0	0.2	0.5	0.8	0.3	
About one and one-half packs per day	0.0	0.0	0.0	0.5	0.1	
Two packs or more per day	0.0	0.0	0.0	0.0	0.0	
N of Valid	682	554	424	397	2057	
N of Miss	30	151	90	89	360	

Table 135: Which statement best describes rules about smoking inside your home?






Response	6	8	10	12	Total	
Smoking is not allowed anywhere inside your home	67.7	65.2	64.2	69.1	66.6	
Smoking is allowed in some places and at some times	9.5	8.2	9.6	6.6	8.6	
Smoking is allowed anywhere inside the home	2.4	3.1	4.9	4.3	3.5	
There are no rules about smoking inside the home	3.1	7.3	7.5	6.3	5.8	
I don't know	17.4	16.2	13.6	13.7	15.6	
N of Valid	677	549	425	395	2046	
N of Miss	35	156	88	91	370	

Table 136: Which statement best describes rules about smoking in your family cars?







Response	6	8	10	12	Total	
Smoking is never allowed in any car	64.5	57.9	54.3	61.3	60.0	
Smoking is allowed sometimes or in some cars	11.0	13.3	13.6	13.7	12.7	
Smoking is allowed in any car anytime	3.0	4.2	6.3	4.1	4.2	
There are no rules about smoking in the car	5.7	7.5	10.5	7.1	7.4	
We do not have a family car	1.0	1.3	1.2	2.5	1.4	
I don't know	14.8	15.8	14.1	11.4	14.3	
N of Valid	670	549	427	395	2041	
N of Miss	41	156	88	91	376	

Table 137: During this school year, were you taught in any of your classes about the dangers of tobacco use?

Response	6	8	10	12	Total	
Strongly agree	47.6	29.2	22.1	14.7	31.0	
Agree	26.1	29.4	26.7	23.8	26.7	
Disagree	7.3	13.2	15.6	19.6	13.0	
Strongly disagree	5.0	10.4	19.5	25.1	13.4	
I don't know	14.0	17.7	16.1	16.8	16.0	
N of Valid	659	530	416	387	1992	
N of Miss	53	175	98	99	425	

Table 138: During the past 12 months, have you participated in any community activities to discourage people your age from using cigarettes, chewing tobacco, snuff, dip or cigars?

Response	6	8	10	12	Total	
Strongly agree	26.8	21.1	16.3	15.5	20.9	
Agree	20.7	16.9	17.7	16.0	18.2	
Disagree	16.0	20.0	23.3	20.4	19.4	
Strongly disagree	16.5	21.5	25.9	33.1	23.0	
I don't know	20.0	20.5	16.8	15.0	18.5	
N of Valid	656	531	417	387	1991	
N of Miss	56	173	98	99	426	

Table 139: On how many occasions have you had alcoholic beverages (beer, wine or hard liquor) to drink in your lifetime - more than just a few sips?

Response	6	8	10	12	Total	
0	89.8	67.5	53.0	41.7	66.8	
1-2	7.9	17.1	18.9	10.8	13.2	
3-5	1.8	6.4	11.4	11.3	6.9	
6-9	0.3	4.7	4.4	8.8	4.0	
10-19	0.1	2.2	5.3	9.5	3.6	
20-39	0.0	1.3	3.1	6.8	2.3	
40+	0.0	0.9	3.9	11.1	3.2	
N of Valid	667	551	413	398	2029	
N of Miss	45	154	101	88	388	

Table 140: On how many occasions have you had beer, wine or hard liquor to drink during the past 30 days?


Response	6	8	10	12	Total	
0	97.9	89.4	81.2	65.4	85.9	
1-2	1.5	7.1	9.8	17.7	7.9	
3-5	0.6	2.2	5.6	7.3	3.4	
6-9	0.0	0.7	2.2	3.3	1.3	
10-19	0.0	0.2	0.7	3.5	0.9	
20-39	0.0	0.2	0.5	1.3	0.4	
40+	0.0	0.2	0.0	1.5	0.3	
N of Valid	668	549	410	396	2023	
N of Miss	44	156	104	90	394	

Table 141: On how many occasions have you used marijuana (grass, pot) or hashish (hash, hash oil) in your lifetime?


Response	6	8	10	12	Total	
0	100.0	91.6	81.7	71.5	88.4	
1-2	0.0	4.9	6.1	7.4	4.0	
3-5	0.0	0.4	2.4	4.3	1.4	
6-9	0.0	0.9	2.0	3.1	1.2	
10-19	0.0	0.5	2.2	4.1	1.4	
20-39	0.0	0.7	1.0	2.0	0.8	
40+	0.0	0.9	4.6	7.6	2.7	
N of Valid	666	547	409	393	2015	
N of Miss	45	158	104	92	399	

Table 142: On how many occasions have you used marijuana (grass, pot) or hashish (hash, hash oil) during the past 30 days?


Response	6	8	10	12	Total	
0	99.9	97.8	92.0	84.4	94.7	
1-2	0.0	0.7	2.9	4.9	1.7	
3-5	0.1	0.5	1.9	3.1	1.2	
6-9	0.0	0.2	1.0	2.3	0.7	
10-19	0.0	0.0	0.7	1.0	0.3	
20-39	0.0	0.0	0.5	1.0	0.3	
40+	0.0	0.7	1.0	3.3	1.0	
N of Valid	667	549	412	391	2019	
N of Miss	45	156	102	94	397	

Table 143: On how many occasions have you used LSD or other psychedelics in your lifetime?


Response	6	8	10	12	Total	
0	99.8	99.3	99.8	99.0	99.5	
1-2	0.0	0.6	0.0	0.3	0.2	
3-5	0.2	0.2	0.2	0.5	0.2	
6-9	0.0	0.0	0.0	0.0	0.0	
10-19	0.0	0.0	0.0	0.0	0.0	
20-39	0.0	0.0	0.0	0.0	0.0	
40+	0.0	0.0	0.0	0.3	0.0	
N of Valid	666	543	413	394	2016	
N of Miss	46	162	102	92	402	

Table 144: On how many occasions have you used LSD or other psychedelics during the past 30 days?


Response	6	8	10	12	Total	
0	100.0	99.8	99.8	99.2	99.8	
1-2	0.0	0.2	0.0	0.8	0.2	
3-5	0.0	0.0	0.2	0.0	0.0	
6-9	0.0	0.0	0.0	0.0	0.0	
10-19	0.0	0.0	0.0	0.0	0.0	
20-39	0.0	0.0	0.0	0.0	0.0	
40+	0.0	0.0	0.0	0.0	0.0	
N of Valid	665	542	413	395	2015	
N of Miss	47	163	102	91	403	

Table 145: On how many occasions have you used cocaine or crack in your lifetime?


Response	6	8	10	12	Total	
0	100.0	99.4	99.3	98.7	99.5	
1-2	0.0	0.6	0.2	0.8	0.3	
3-5	0.0	0.0	0.2	0.5	0.1	
6-9	0.0	0.0	0.2	0.0	0.0	
10-19	0.0	0.0	0.0	0.0	0.0	
20-39	0.0	0.0	0.0	0.0	0.0	
40+	0.0	0.0	0.0	0.0	0.0	
N of Valid	667	544	414	395	2020	
N of Miss	45	161	101	91	398	



Table 146: On how many occasions have you used cocaine or crack during the past 30 days?


Response	6	8	10	12	Total	
0	99.8	99.6	99.8	99.7	99.8	
1-2	0.2	0.4	0.2	0.3	0.2	
3-5	0.0	0.0	0.0	0.0	0.0	
6-9	0.0	0.0	0.0	0.0	0.0	
10-19	0.0	0.0	0.0	0.0	0.0	
20-39	0.0	0.0	0.0	0.0	0.0	
40+	0.0	0.0	0.0	0.0	0.0	
N of Valid	666	543	410	394	2013	
N of Miss	45	161	104	92	402	

Table 147: On how many occasions have you sniffed glue, breathed the contents of an aerosol spray can, or inhaled other gases or sprays, in order to get high in your lifetime?


Response	6	8	10	12	Total	
0	94.4	87.8	89.3	95.4	91.8	
1-2	4.8	7.0	5.8	2.3	5.1	
3-5	0.3	2.2	2.7	1.3	1.5	
6-9	0.3	0.9	1.0	0.3	0.6	
10-19	0.0	0.9	0.2	0.5	0.4	
20-39	0.0	0.4	0.2	0.0	0.1	
40+	0.2	0.7	0.7	0.3	0.4	
N of Valid	666	540	412	393	2011	
N of Miss	45	165	103	93	406	

Table 148: On how many occasions have you sniffed glue, breathed the contents of an aerosol spray can, or inhaled other gases or sprays, in order to get high during the past 30 days?







Response	6	8	10	12	Total	
0	97.4	95.0	96.1	98.5	96.7	
1-2	2.3	3.3	1.7	1.3	2.2	
3-5	0.3	1.3	0.7	0.3	0.6	
6-9	0.0	0.2	0.7	0.0	0.2	
10-19	0.0	0.0	0.5	0.0	0.1	
20-39	0.0	0.0	0.0	0.0	0.0	
40+	0.0	0.2	0.2	0.0	0.1	
N of Valid	666	541	410	393	2010	
N of Miss	46	164	105	93	408	

Table 149: On how many occasions have you used phenoxydine (pox, px, breeze) in your lifetime?


Response	6	8	10	12	Total	
0	100.0	100.0	100.0	100.0	100.0	
1-2	0.0	0.0	0.0	0.0	0.0	
3-5	0.0	0.0	0.0	0.0	0.0	
6-9	0.0	0.0	0.0	0.0	0.0	
10-19	0.0	0.0	0.0	0.0	0.0	
20-39	0.0	0.0	0.0	0.0	0.0	
40+	0.0	0.0	0.0	0.0	0.0	
N of Valid	664	537	411	391	2003	
N of Miss	48	168	104	95	415	

Table 150: On how many occasions have you used phenoxydine (pox, px, breeze) during the past 30 days?


Response	6	8	10	12	Total	
0	100.0	100.0	100.0	100.0	100.0	
1-2	0.0	0.0	0.0	0.0	0.0	
3-5	0.0	0.0	0.0	0.0	0.0	
6-9	0.0	0.0	0.0	0.0	0.0	
10-19	0.0	0.0	0.0	0.0	0.0	
20-39	0.0	0.0	0.0	0.0	0.0	
40+	0.0	0.0	0.0	0.0	0.0	
N of Valid	664	536	409	393	2002	
N of Miss	48	169	106	93	416	

Table 151: On how many occasions have you used sedatives (tranquilizers, such as Valium or Xanax, barbiturates, or sleeping pills) without a doctor telling you to take them, in your lifetime?








Response	6	8	10	12	Total	
0	97.1	91.3	90.5	90.6	92.9	
1-2	2.4	4.1	2.4	1.8	2.7	
3-5	0.0	1.9	2.4	3.8	1.7	
6-9	0.3	1.9	0.7	1.0	0.9	
10-19	0.2	0.6	1.0	1.0	0.6	
20-39	0.0	0.2	1.0	1.5	0.5	
40+	0.0	0.2	1.9	0.3	0.5	
N of Valid	664	538	411	393	2006	
N of Miss	47	167	104	93	411	

Table 152: On how many occasions have you used sedatives (tranquilizers, such as Valium or Xanax, barbiturates, or sleeping pills) without a doctor telling you to take them, during the past 30 days?








Response	6	8	10	12	Total	
0	98.9	96.6	94.4	95.2	96.7	
1-2	0.9	2.2	2.7	3.3	2.1	
3-5	0.2	0.7	1.5	0.8	0.7	
6-9	0.0	0.2	0.5	0.5	0.2	
10-19	0.0	0.0	0.2	0.3	0.1	
20-39	0.0	0.2	0.2	0.0	0.1	
40+	0.0	0.0	0.5	0.0	0.1	
N of Valid	664	536	411	393	2004	
N of Miss	48	169	104	93	414	

Table 153: On how many occasions have you used methamphetamines (meth, speed, crank, crystal meth) in your lifetime?




Response	6	8	10	12	Total	
0	99.8	99.3	99.5	99.2	99.5	
1-2	0.2	0.7	0.0	0.3	0.3	
3-5	0.0	0.0	0.2	0.5	0.1	
6-9	0.0	0.0	0.0	0.0	0.0	
10-19	0.0	0.0	0.0	0.0	0.0	
20-39	0.0	0.0	0.2	0.0	0.0	
40+	0.0	0.0	0.0	0.0	0.0	
N of Valid	664	536	411	392	2003	
N of Miss	48	169	104	94	415	

Table 154: On how many occasions have you used methamphetamines (meth, speed, crank, crystal meth) in the past 30 days?


Response	6	8	10	12	Total	
0	100.0	100.0	100.0	99.7	100.0	
1-2	0.0	0.0	0.0	0.3	0.0	
3-5	0.0	0.0	0.0	0.0	0.0	
6-9	0.0	0.0	0.0	0.0	0.0	
10-19	0.0	0.0	0.0	0.0	0.0	
20-39	0.0	0.0	0.0	0.0	0.0	
40+	0.0	0.0	0.0	0.0	0.0	
N of Valid	665	537	410	392	2004	
N of Miss	47	168	105	94	414	

Table 155: On how many occasions have you used stimulants, other than Methamphetamines (such as amphetamines, Ritalin or Dexedrine) without a doctor telling you to take them, in your lifetime?





Response	6	8	10	12	Total	
0	99.4	100.0	98.5	95.9	98.7	
1-2	0.5	0.0	1.0	1.3	0.6	
3-5	0.2	0.0	0.0	1.5	0.3	
6-9	0.0	0.0	0.0	0.3	0.0	
10-19	0.0	0.0	0.5	0.8	0.2	
20-39	0.0	0.0	0.0	0.0	0.0	
40+	0.0	0.0	0.0	0.3	0.0	
N of Valid	663	536	410	392	2001	
N of Miss	49	169	105	94	417	

Table 156: On how many occasions have you used stimulants, other than Methamphetamines (such as amphetamines, Ritalin or Dexedrine) without a doctor telling you to take them, during the past 30 days?


Response	6	8	10	12	Total	
0	100.0	100.0	99.5	98.2	99.5	
1-2	0.0	0.0	0.2	1.0	0.3	
3-5	0.0	0.0	0.0	0.5	0.1	
6-9	0.0	0.0	0.0	0.3	0.1	
10-19	0.0	0.0	0.2	0.0	0.1	
20-39	0.0	0.0	0.0	0.0	0.0	
40+	0.0	0.0	0.0	0.0	0.0	
N of Valid	661	535	410	392	1998	
N of Miss	51	170	105	94	420	

Table 157: On how many occasions have you used heroin or other opiates in your lifetime?


Response	6	8	10	12	Total	
0	100.0	99.6	100.0	98.7	99.7	
1-2	0.0	0.4	0.0	0.5	0.2	
3-5	0.0	0.0	0.0	0.5	0.1	
6-9	0.0	0.0	0.0	0.0	0.0	
10-19	0.0	0.0	0.0	0.3	0.0	
20-39	0.0	0.0	0.0	0.0	0.0	
40+	0.0	0.0	0.0	0.0	0.0	
N of Valid	664	535	410	392	2001	
N of Miss	48	170	105	94	417	

Table 158: On how many occasions have you used heroin or other opiates during the past 30 days?


Response	6	8	10	12	Total	
0	100.0	100.0	100.0	99.7	100.0	
1-2	0.0	0.0	0.0	0.0	0.0	
3-5	0.0	0.0	0.0	0.3	0.0	
6-9	0.0	0.0	0.0	0.0	0.0	
10-19	0.0	0.0	0.0	0.0	0.0	
20-39	0.0	0.0	0.0	0.0	0.0	
40+	0.0	0.0	0.0	0.0	0.0	
N of Valid	664	536	410	392	2002	
N of Miss	48	169	105	94	416	

Table 159: On how many occasions have you used MDMA ('X', 'E', or ecstasy) in your lifetime?





Response	6	8	10	12	Total	
0	99.8	99.6	98.8	98.5	99.3	
1-2	0.2	0.2	0.7	1.3	0.5	
3-5	0.0	0.2	0.5	0.0	0.2	
6-9	0.0	0.0	0.0	0.3	0.1	
10-19	0.0	0.0	0.0	0.0	0.0	
20-39	0.0	0.0	0.0	0.0	0.0	
40+	0.0	0.0	0.0	0.0	0.0	
N of Valid	663	534	411	391	1999	
N of Miss	49	171	104	95	419	

Table 160: On how many occasions have you used MDMA ('X', 'E', or ecstasy) during the past 30 days?





Response	6	8	10	12	Total	
0	100.0	100.0	99.5	99.0	99.7	
1-2	0.0	0.0	0.0	1.0	0.2	
3-5	0.0	0.0	0.2	0.0	0.1	
6-9	0.0	0.0	0.0	0.0	0.0	
10-19	0.0	0.0	0.0	0.0	0.0	
20-39	0.0	0.0	0.0	0.0	0.0	
40+	0.0	0.0	0.2	0.0	0.1	
N of Valid	661	533	407	391	1992	
N of Miss	51	172	108	95	426	

Table 161: On how many occasions have you taken prescription drugs (such as Valium, Xanax, Ritalin, Adderall, OxyContin, Darvocet, or sleeping pills) on your own-that is, without a doctor telling you to take them in your lifetime?








Response	6	8	10	12	Total	
0	97.0	94.0	90.2	89.5	93.3	
1-2	1.4	3.0	3.2	1.5	2.2	
3-5	0.6	1.3	1.5	3.1	1.5	
6-9	0.3	0.7	1.7	2.3	1.1	
10-19	0.5	0.4	1.5	1.3	0.8	
20-39	0.0	0.4	0.2	1.3	0.4	
40+	0.3	0.2	1.7	1.0	0.7	
N of Valid	663	535	409	392	1999	
N of Miss	49	169	105	94	417	

Table 162: On how many occasions have you taken prescription drugs (such as Valium, Xanax, Ritalin, Adderall, OxyContin, Darvocet, or sleeping pills) on your own-that is, without a doctor telling you to take them during the past 30 days?






Response	6	8	10	12	Total	
0	98.2	97.4	94.1	94.4	96.4	
1-2	1.5	1.3	3.2	3.6	2.2	
3-5	0.2	0.6	2.2	0.8	0.8	
6-9	0.2	0.4	0.5	1.0	0.5	
10-19	0.0	0.4	0.0	0.3	0.2	
20-39	0.0	0.0	0.0	0.0	0.0	
40+	0.0	0.0	0.0	0.0	0.0	
N of Valid	662	536	409	391	1998	
N of Miss	50	169	106	95	420	



Table 163: On how many occasions have you taken non-prescription medicines such as diet pills (for example, Dietac, Dexatrim or Prolamine), stay-awake pills (for example No-Doz, Vivarin, or Wake), or cough or cold medicines (robos, DXM, etc.) to get high in your lifetime?








Response	6	8	10	12	Total	
0	98.6	96.3	95.1	95.9	96.7	
1-2	0.8	1.5	1.7	1.0	1.2	
3-5	0.3	0.7	0.5	1.0	0.6	
6-9	0.2	0.4	1.0	0.0	0.4	
10-19	0.2	0.2	0.2	0.5	0.3	
20-39	0.0	0.6	0.0	0.8	0.3	
40+	0.0	0.4	1.5	0.8	0.6	
N of Valid	662	534	408	390	1994	
N of Miss	50	171	106	96	423	

Table 164: On how many occasions have you taken non-prescription medicines such as diet pills (for example, Dietac, Dexatrim or Prolamine), stay-awake pills (for example No-Doz, Vivarin, or Wake), or cough or cold medicines (robos, DXM, etc.) to get high during the past 30 days?








Response	6	8	10	12	Total	
0	98.9	97.0	96.6	98.2	97.8	
1-2	1.1	1.5	1.2	0.5	1.1	
3-5	0.0	0.6	0.5	0.3	0.3	
6-9	0.0	0.6	1.2	0.3	0.5	
10-19	0.0	0.2	0.0	0.5	0.2	
20-39	0.0	0.2	0.2	0.3	0.2	
40+	0.0	0.0	0.2	0.0	0.1	
N of Valid	661	534	406	391	1992	
N of Miss	51	171	107	95	424	

Table 165: On how many occasions have you been drunk or very high from drinking alcoholic beverages during the past 30 days?








Response	6	8	10	12	Total	
0	99.5	94.7	89.2	79.8	92.3	
1-2	0.3	3.0	4.9	13.0	4.5	
3-5	0.2	1.1	3.2	2.3	1.5	
6-9	0.0	0.4	1.5	1.5	0.7	
10-19	0.0	0.2	1.0	1.0	0.5	
20-39	0.0	0.2	0.0	1.3	0.3	
40+	0.0	0.4	0.2	1.0	0.4	
N of Valid	662	533	407	391	1993	
N of Miss	50	172	108	95	425	

Table 166: On how many occasions have you drunk flavored alcoholic beverages, sometimes called 'alcopops' (like Mike's Hard Lemonade, Smirnoff Ice, Bacardi Breezers, etc.) in your lifetime?








Response	6	8	10	12	Total	
0	96.2	78.0	66.8	57.0	77.7	
1-2	2.7	12.0	14.5	10.5	9.1	
3-5	0.8	2.8	7.6	10.0	4.5	
6-9	0.3	3.2	3.2	5.9	2.8	
10-19	0.0	2.4	3.9	6.4	2.7	
20-39	0.0	0.6	1.5	3.8	1.2	
40+	0.0	0.9	2.5	6.4	2.0	
N of Valid	661	533	407	391	1992	
N of Miss	51	172	107	95	425	

Table 167: On how many occasions have you drunk flavored alcoholic beverages, sometimes called 'alcopops' (like Mike's Hard Lemonade, Smirnoff Ice, Bacardi Breezers, etc.) during the past 30 days?


Response	6	8	10	12	Total	
0	98.2	92.1	86.3	78.6	90.3	
1-2	1.8	4.0	8.1	11.5	5.6	
3-5	0.0	2.4	3.7	5.6	2.5	
6-9	0.0	0.4	0.5	2.3	0.7	
10-19	0.0	0.4	1.0	0.5	0.4	
20-39	0.0	0.0	0.0	0.3	0.1	
40+	0.0	0.8	0.5	1.3	0.6	
N of Valid	660	531	408	392	1991	
N of Miss	52	174	106	94	426	

Table 168: Think back over the last two weeks. How many times have you had five or more alcoholic drinks in a row?


Response	6	8	10	12	Total	
None	98.2	92.9	90.0	81.5	91.9	
Once	1.5	3.5	4.8	8.2	4.0	
Twice	0.3	1.9	3.3	3.7	2.0	
3-5 times	0.0	1.2	1.0	4.7	1.4	
6-9 times	0.0	0.2	0.5	1.3	0.4	
10 or more times	0.0	0.4	0.5	0.5	0.3	
N of Valid	663	518	399	379	1959	
N of Miss	49	187	115	107	458	

Table 169: During the past 30 days, how many times did you ride in a car or other vehicle driven by someone who had been drinking alcohol?


Response	6	8	10	12	Total	
0 times	82.2	80.8	79.1	79.3	80.6	
1 time	8.4	7.0	7.1	8.8	7.8	
2 or 3 times	3.8	6.6	7.6	7.7	6.1	
4 or 5 times	1.4	1.9	2.3	2.4	1.9	
6 or more times	4.3	3.7	3.8	1.9	3.6	
N of Valid	657	515	393	376	1941	
N of Miss	55	190	122	110	477	

Table 170: During the past 30 days, how many times did you drive a car or other vehicle when you had been drinking alcohol?







Response	6	8	10	12	Total	
I did not drive a car in the past 30 days	37.9	49.1	39.9	25.9	38.9	
0 times	60.6	47.1	53.9	64.4	56.4	
1 time	0.9	1.6	1.5	4.0	1.8	
2 or 3 times	0.2	1.6	3.1	3.2	1.7	
4 or 5 times	0.3	0.4	0.5	1.9	0.7	
6 or more times	0.2	0.2	1.0	0.5	0.4	
N of Valid	639	505	388	374	1906	
N of Miss	58	192	120	111	481	

Table 171: If you drank alcohol (not just a sip or taste) in the past year, how did you usually get it?













Response	6	8	10	12	Total	
I did not drink alcohol in the past year	92.7	77.2	60.9	46.0	73.1	
I bought it myself with a fake ID	0.5	0.4	0.3	1.3	0.6	
I bought it myself without a fake ID	0.0	0.4	0.8	4.8	1.2	
I got it from someone I know age 21 or older	0.8	4.6	9.6	20.1	7.3	
I got it from someone I know under age 21	0.3	0.8	6.0	8.8	3.3	
I got it from my brother or sister	0.5	2.0	2.6	0.8	1.4	
I got it from home with my parents' permission	0.6	3.4	3.1	2.7	2.3	
I got it from home without my parents' permission	0.3	2.8	3.1	0.5	1.6	
I got it from another relative	0.5	4.2	3.9	3.5	2.7	
A stranger bought it for me	0.2	0.0	0.3	1.1	0.3	
I took it from a store or shop	0.0	0.2	0.3	0.0	0.1	
Other	3.7	4.0	9.1	10.4	6.2	
N of Valid	647	501	384	374	1906	
N of Miss	62	200	125	108	495	

Table 172: If you drank alcohol (not just a sip or taste) in the past year, where did you usually drink it?











Response	6	8	10	12	Total	
I did not drink alcohol in the past year	94.9	79.2	64.7	48.1	75.6	
at my home	3.0	9.1	11.3	9.6	7.5	
at someone else's home	0.6	6.7	16.4	31.7	11.4	
at an open area like a park, beach, field, back road, woods, or a street corner	0.3	2.2	1.9	3.0	1.7	
at a sporting event or concert	0.2	0.4	1.1	1.6	0.7	
at a restaurant, bar, or a nightclub	0.3	1.0	0.3	1.4	0.7	
at an empty building or a construction site	0.0	0.2	0.0	0.3	0.1	
at a hotel/motel	0.5	0.4	1.6	0.8	0.7	
in a car	0.2	0.8	2.2	2.2	1.1	
at school	0.2	0.0	0.5	1.4	0.4	
N of Valid	642	496	371	366	1875	
N of Miss	68	206	133	111	518	

Table 173: During the last month, about how many marijuana cigarettes, or the equivalent, did you smoke a day, on the average?








Response	6	8	10	12	Total	
None	98.8	94.5	89.6	83.2	92.8	
Less than 1 a day	1.1	2.0	2.9	6.4	2.7	
1 a day	0.0	1.2	2.6	3.7	1.6	
2-3 a day	0.0	1.2	2.9	2.9	1.5	
4-6 a day	0.0	0.6	0.8	2.4	0.8	
7-10 a day	0.0	0.4	1.0	0.8	0.5	
11 or more a day	0.2	0.2	0.3	0.5	0.3	
N of Valid	652	506	385	375	1918	
N of Miss	60	199	130	111	500	

Table 174: How wrong would most adults (over 21) in your neighborhood think it is for kids your age: to use marijuana?





Response	6	8	10	12	Total	
Very wrong	91.4	81.6	74.3	65.0	80.2	
Wrong	5.6	9.8	12.2	19.7	10.8	
A little bit wrong	1.7	6.8	7.1	8.4	5.4	
Not wrong at all	1.2	1.8	6.3	7.0	3.5	
N of Valid	643	500	378	371	1892	
N of Miss	68	205	137	115	525	

Table 175: How wrong would most adults (over 21) in your neighborhood think it is for kids your age: to drink alcohol?





Response	6	8	10	12	Total	
Very wrong	84.3	68.5	62.7	52.6	69.6	
Wrong	9.5	17.1	16.4	19.7	14.9	
A little bit wrong	4.7	10.8	13.8	18.9	10.9	
Not wrong at all	1.6	3.6	7.1	8.9	4.7	
N of Valid	642	498	378	371	1889	
N of Miss	70	207	136	115	528	

Table 176: How wrong would most adults (over 21) in your neighborhood think it is for kids your age: to smoke cigarettes?





Response	6	8	10	12	Total	
Very wrong	83.6	71.3	66.0	55.5	71.3	
Wrong	9.7	15.9	15.3	22.1	14.9	
A little bit wrong	4.7	7.6	11.3	13.5	8.5	
Not wrong at all	2.0	5.2	7.4	8.9	5.3	
N of Valid	642	498	379	371	1890	
N of Miss	70	207	136	115	528	

Table 177: How much do each of the following statements describe your neighborhood? crime and/or drug selling

Response	6	8	10	12	Total	
NO!	74.4	65.3	62.0	57.8	66.3	
no	13.5	18.5	19.3	19.9	17.2	
yes	8.1	9.6	13.1	13.9	10.6	
YES!	4.0	6.6	5.6	8.4	5.9	
N of Valid	645	502	374	367	1888	
N of Miss	66	203	141	119	529	

Table 178: How much do each of the following statements describe your neighborhood? fights

Response	6	8	10	12	Total	
NO!	56.5	54.8	56.2	55.7	55.8	
no	17.5	19.1	22.0	24.3	20.2	
yes	15.7	16.5	14.8	14.2	15.4	
YES!	10.2	9.6	7.0	5.7	8.5	
N of Valid	644	502	372	366	1884	
N of Miss	66	203	143	120	532	

Table 179: How much do each of the following statements describe your neighborhood? lots of empty or abandoned buildings

Response	6	8	10	12	Total	
NO!	70.2	66.7	63.4	63.3	66.6	
no	20.3	21.8	23.0	22.7	21.7	
yes	6.2	7.4	9.8	9.0	7.8	
YES!	3.3	4.2	3.8	4.9	3.9	
N of Valid	644	501	369	365	1879	
N of Miss	67	204	145	121	537	

Table 180: How much do each of the following statements describe your neighborhood? lots of graffiti


Response	6	8	10	12	Total	
NO!	76.7	73.5	75.7	75.1	75.3	
no	16.4	21.1	18.9	18.9	18.6	
yes	3.8	3.6	3.2	4.7	3.8	
YES!	3.1	1.8	2.2	1.4	2.2	
N of Valid	640	498	371	365	1874	
N of Miss	71	207	143	121	542	

Table 181: If I had to move, I would miss the neighborhood I now live in.


Response	6	8	10	12	Total	
NO!	19.4	19.0	24.8	23.2	21.1	
no	12.5	14.5	18.9	21.6	16.1	
yes	24.8	30.0	28.6	32.0	28.3	
YES!	43.3	36.5	27.8	23.2	34.5	
N of Valid	638	504	371	366	1879	
N of Miss	71	201	144	120	536	

Table 182: My neighbors notice when I am doing a good job and let me know about it.

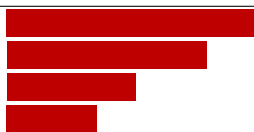
Response	6	8	10	12	Total	
NO!	36.2	36.8	41.0	43.0	38.6	
no	26.3	30.9	32.3	35.1	30.4	
yes	20.2	19.6	18.1	15.1	18.6	
YES!	17.3	12.7	8.6	6.8	12.3	
N of Valid	635	495	371	365	1866	
N of Miss	75	209	144	121	549	



Table 183: I like my neighborhood.

Response	6	8	10	12	Total	
NO!	11.0	13.1	17.9	16.5	14.0	
no	9.2	10.1	12.5	10.4	10.3	
yes	32.0	39.0	39.1	48.1	38.4	
YES!	47.8	37.8	30.4	25.0	37.3	
N of Valid	638	497	368	364	1867	
N of Miss	72	208	146	122	548	

Table 184: There are lots of adults in my neighborhood I could talk to about something important.

Response	6	8	10	12	Total	
NO!	27.8	28.7	35.9	37.6	31.6	
no	21.9	26.9	28.4	29.6	26.0	
yes	23.1	25.9	21.6	21.3	23.2	
YES!	27.2	18.6	14.1	11.6	19.3	
N of Valid	636	495	370	362	1863	
N of Miss	75	210	145	124	554	

Table 185: I'd like to get out of my neighborhood.

Response	6	8	10	12	Total	
NO!	50.2	41.6	33.9	27.3	40.2	
no	27.2	29.5	28.2	35.0	29.5	
yes	12.0	16.2	19.2	20.1	16.1	
YES!	10.6	12.7	18.7	17.6	14.1	
N of Valid	635	495	369	363	1862	
N of Miss	75	210	146	123	554	

Table 186: There are people in my neighborhood who are proud of me when I do something well.

Response	6	8	10	12	Total	
NO!	23.4	26.7	33.1	34.4	28.3	
no	19.1	25.9	24.6	26.4	23.4	
yes	30.5	28.1	27.9	29.2	29.1	
YES!	27.0	19.3	14.5	9.9	19.2	
N of Valid	633	491	366	363	1853	
N of Miss	78	214	149	123	564	

Table 187: There are people in my neighborhood who encourage me to do my best.

Response	6	8	10	12	Total	
NO!	20.8	21.5	29.1	33.1	25.0	
no	15.6	26.0	22.3	27.6	22.0	
yes	32.0	30.3	30.7	27.3	30.4	
YES!	31.7	22.2	17.9	11.9	22.6	
N of Valid	635	492	368	362	1857	
N of Miss	77	213	147	124	561	

Table 188: I feel safe in my neighborhood.

Response	6	8	10	12	Total	
NO!	15.3	13.1	15.5	14.8	14.6	
no	8.3	13.1	12.0	14.0	11.4	
yes	29.4	37.1	42.4	39.6	36.0	
YES!	46.9	36.7	30.2	31.6	37.9	
N of Valid	635	490	368	364	1857	
N of Miss	76	215	146	122	559	

Table 189: Which of the following activities for people your age are available in your community? sports teams?



Response	6	8	10	12	Total	
No	20.6	20.3	20.2	24.2	21.1	
Yes	79.4	79.7	79.8	75.8	78.9	
N of Valid	641	488	367	359	1855	
N of Miss	71	217	148	127	563	

Table 190: Which of the following activities for people your age are available in your community? scouting?



Response	6	8	10	12	Total	
No	47.9	49.2	52.6	48.9	49.3	
Yes	52.1	50.8	47.4	51.1	50.7	
N of Valid	631	478	359	356	1824	
N of Miss	81	226	156	130	593	

Table 191: Which of the following activities for people your age are available in your community? boys and girls clubs?



Response	6	8	10	12	Total	
No	41.4	39.9	41.5	41.2	41.0	
Yes	58.6	60.1	58.5	58.8	59.0	
N of Valid	626	484	359	357	1826	
N of Miss	85	221	155	129	590	

Table 192: Which of the following activities for people your age are available in your community? 4-H clubs?



Response	6	8	10	12	Total	
No	68.5	53.3	60.5	53.4	60.0	
Yes	31.5	46.7	39.5	46.6	40.0	
N of Valid	620	478	352	356	1806	
N of Miss	92	226	163	130	611	

Table 193: Which of the following activities for people your age are available in your community? service clubs?



Response	6	8	10	12	Total	
No	63.1	54.1	47.3	39.5	53.0	
Yes	36.9	45.9	52.7	60.5	47.0	
N of Valid	624	473	355	357	1809	
N of Miss	88	232	159	129	608	

Table 194: If a kid smoked marijuana in your neighborhood would he or she be caught by the police?





Response	6	8	10	12	Total	
NO!	10.5	18.6	25.5	23.6	18.2	
no	14.1	32.0	38.9	47.5	30.2	
yes	26.2	25.2	22.5	16.6	23.3	
YES!	49.2	24.2	13.2	12.4	28.3	
N of Valid	630	488	365	356	1839	
N of Miss	82	217	149	129	577	

Table 195: If a kid drank some beer, wine or hard liquor (for example, vodka, whiskey, or gin) in your neighborhood would he or she be caught by the police?





Response	6	8	10	12	Total	
NO!	11.0	22.8	26.6	28.3	20.6	
no	19.1	38.7	44.8	47.6	35.0	
yes	28.1	21.0	17.0	12.9	21.0	
YES!	41.8	17.5	11.5	11.2	23.4	
N of Valid	627	486	364	357	1834	
N of Miss	84	219	151	129	583	

Table 196: If a kid carried a handgun in your neighborhood would he or she be caught by the police?





Response	6	8	10	12	Total	
NO!	10.5	16.1	22.5	24.4	17.1	
no	12.7	24.0	24.2	34.8	22.3	
yes	22.4	27.7	29.1	22.2	25.1	
YES!	54.4	32.1	24.2	18.5	35.5	
N of Valid	629	483	364	356	1832	
N of Miss	82	221	151	130	584	

Table 197: If you wanted to get some cigarettes, how easy would it be for you to get some?





Response	6	8	10	12	Total	
Very hard	81.6	55.6	39.0	23.0	55.0	
Sort of hard	6.2	15.5	10.6	8.0	9.9	
Sort of easy	5.6	15.5	23.7	20.5	14.7	
Very easy	6.6	13.4	26.7	48.6	20.5	
N of Valid	625	478	359	352	1814	
N of Miss	87	227	156	134	604	

Table 198: If you wanted to get some beer, wine or hard liquor (for example, vodka, whiskey, or gin), how easy would it be for you to get some?





Response	6	8	10	12	Total	
Very hard	81.7	48.6	31.6	20.9	51.2	
Sort of hard	7.4	17.0	14.5	12.9	12.4	
Sort of easy	4.8	18.7	22.3	22.0	15.3	
Very easy	6.0	15.7	31.6	44.3	21.1	
N of Valid	619	477	358	350	1804	
N of Miss	93	228	156	136	613	

Table 199: If you wanted to get a drug like cocaine, LSD, or amphetamines, how easy would it be for you to get some?

Response	6	8	10	12	Total	
Very hard	92.1	84.5	70.1	56.3	78.8	
Sort of hard	3.4	8.2	12.8	19.4	9.6	
Sort of easy	1.8	4.2	7.3	9.7	5.0	
Very easy	2.7	3.1	9.8	14.6	6.5	
N of Valid	619	477	358	350	1804	
N of Miss	93	228	157	135	613	

Table 200: If you wanted to get a handgun, how easy would it be for you to get one?

Response	6	8	10	12	Total	
Very hard	80.6	68.1	55.7	44.3	65.3	
Sort of hard	6.6	10.9	15.7	19.9	12.2	
Sort of easy	5.7	9.2	12.6	15.3	9.9	
Very easy	7.1	11.8	16.0	20.5	12.7	
N of Valid	617	476	357	352	1802	
N of Miss	94	229	158	134	615	

Table 201: If you wanted to get some marijuana, how easy would it be for you to get some?

Response	6	8	10	12	Total	
Very hard	91.6	74.2	50.6	32.8	67.4	
Sort of hard	3.7	6.7	9.2	9.1	6.7	
Sort of easy	1.6	7.1	10.9	13.1	7.2	
Very easy	3.1	11.9	29.3	45.0	18.8	
N of Valid	616	477	358	351	1802	
N of Miss	96	228	157	135	616	

Table 202: During the past 12 months, have you participated in any alcohol prevention programs or seen any alcohol prevention messages in your school or community? Yes, a school-based program focused on preventing underage drinking and/or drinking and driving.



Response	6	8	10	12	Total	
No	57.4	80.1	87.2	87.7	76.5	
Yes	42.6	19.9	12.8	12.3	23.5	
N of Valid	712	705	515	486	2418	
N of Miss	0	0	0	0	0	

Table 203: During the past 12 months, have you participated in any alcohol prevention programs or seen any alcohol prevention messages in your school or community? Yes, a community-based program focused on preventing underage drinking and/or drinking and driving (for example, through your church or temple or through youth groups like Boys and Girls Club or 4-H).



Response	6	8	10	12	Total	
No	79.5	90.1	92.2	94.9	88.4	
Yes	20.5	9.9	7.8	5.1	11.6	
N of Valid	712	705	515	486	2418	
N of Miss	0	0	0	0	0	

Table 204: During the past 12 months, have you participated in any alcohol prevention programs or seen any alcohol prevention messages in your school or community? Yes, a media campaign addressing underage drinking and/or drinking and driving (for example, newspaper ads, posters, pamphlets, radio, TV).



Response	6	8	10	12	Total	
No	84.6	88.5	91.1	91.4	88.5	
Yes	15.4	11.5	8.9	8.6	11.5	
N of Valid	712	705	515	486	2418	
N of Miss	0	0	0	0	0	

Table 205: During the past 12 months, have you participated in any alcohol prevention programs or seen any alcohol prevention messages in your school or community? No



Response	6	8	10	12	Total	
No	60.7	61.8	51.7	46.7	56.3	
Yes	39.3	38.2	48.3	53.3	43.7	
N of Valid	712	705	515	486	2418	
N of Miss	0	0	0	0	0	

Table 206: How wrong do your parents feel it would be for YOU to: drink beer, wine or hard liquor (for example, vodka, whiskey or gin) regularly?

Response	6	8	10	12	Total	
Very wrong	92.8	79.1	76.0	65.5	80.6	
Wrong	5.3	12.8	12.0	17.0	10.8	
A little bit wrong	1.8	6.4	8.4	12.4	6.3	
Not wrong at all	0.2	1.7	3.6	5.2	2.2	
N of Valid	623	470	358	348	1799	
N of Miss	87	234	157	137	615	

Table 207: How wrong do your parents feel it would be for YOU to: smoke cigarettes?

Response	6	8	10	12	Total	
Very wrong	92.8	84.9	86.5	73.6	85.8	
Wrong	5.8	9.4	7.0	16.3	9.0	
A little bit wrong	1.1	3.4	3.1	5.4	2.9	
Not wrong at all	0.3	2.3	3.4	4.6	2.3	
N of Valid	626	470	355	349	1800	
N of Miss	86	235	158	137	616	

Table 208: How wrong do your parents feel it would be for YOU to: smoke marijuana?

Response	6	8	10	12	Total	
Very wrong	97.1	91.4	87.5	81.6	90.7	
Wrong	2.4	5.8	5.4	10.9	5.6	
A little bit wrong	0.5	1.1	2.8	4.0	1.8	
Not wrong at all	0.0	1.7	4.2	3.4	2.0	
N of Valid	614	467	353	348	1782	
N of Miss	97	238	161	138	634	



Table 209: How wrong do your parents feel it would be for YOU to: steal something worth more than \$5?





Response	6	8	10	12	Total	
Very wrong	89.0	85.7	86.3	84.2	86.7	
Wrong	8.9	11.3	8.1	12.9	10.2	
A little bit wrong	1.9	2.1	3.1	0.6	2.0	
Not wrong at all	0.2	0.9	2.5	2.3	1.2	
N of Valid	619	469	357	348	1793	
N of Miss	91	236	158	138	623	

Table 210: How wrong do your parents feel it would be for YOU to: draw graffiti, write things, or draw pictures on buildings or other property (without the owner's permission)?





Response	6	8	10	12	Total	
Very wrong	90.7	83.4	84.6	81.7	85.8	
Wrong	6.1	10.2	8.4	12.6	8.9	
A little bit wrong	1.9	4.7	3.9	2.9	3.2	
Not wrong at all	1.3	1.7	3.1	2.9	2.1	
N of Valid	625	469	357	349	1800	
N of Miss	87	236	158	137	618	

Table 211: How wrong do your parents feel it would be for YOU to: pick a fight with someone?





Response	6	8	10	12	Total	
Very wrong	76.3	63.4	65.0	67.1	68.9	
Wrong	14.1	24.3	18.8	18.4	18.5	
A little bit wrong	7.2	8.5	12.0	10.4	9.1	
Not wrong at all	2.4	3.8	4.2	4.0	3.4	
N of Valid	625	470	357	347	1799	
N of Miss	87	235	158	139	619	

Table 212: During the past 12 months, have you talked with at least one of your parents about the dangers of underage drinking and/or drinking and driving? By parents, we mean either your biological parents, adoptive parents, stepparents, or adult guardians - whether or not they live with you.

Response	6	8	10	12	Total	
No	47.6	60.0	59.1	55.3	54.6	
Yes	52.4	40.0	40.9	44.7	45.4	
N of Valid	593	458	337	333	1721	
N of Miss	119	247	177	152	695	

Table 213: Have any of your brothers or sisters ever: drunk beer, wine or hard liquor (for example, vodka, whiskey or gin)?

Response	6	8	10	12	Total	
No	77.2	56.5	49.9	45.0	60.1	
Yes	18.9	40.1	46.7	50.1	36.0	
I don't have any brothers or sisters	3.9	3.4	3.4	4.9	3.9	
N of Valid	618	464	351	349	1782	
N of Miss	93	241	164	136	634	

Table 214: Have any of your brothers or sisters ever: smoked marijuana?

Response	6	8	10	12	Total	
No	92.7	80.8	72.6	63.0	79.9	
Yes	3.4	15.7	24.0	31.8	16.2	
I don't have any brothers or sisters	3.9	3.4	3.4	5.2	3.9	
N of Valid	620	464	350	349	1783	
N of Miss	92	241	165	137	635	

Table 215: Have any of your brothers or sisters ever: smoked cigarettes?

Response	6	8	10	12	Total	
No	80.9	70.2	66.0	60.1	71.1	
Yes	15.0	26.1	30.3	34.5	24.7	
I don't have any brothers or sisters	4.0	3.7	3.7	5.5	4.2	
N of Valid	619	463	350	348	1780	
N of Miss	93	242	165	138	638	

Table 216: Have any of your brothers or sisters ever: taken a handgun to school?




Response	6	8	10	12	Total	
No	95.0	94.2	94.0	92.6	94.1	
Yes	1.3	2.4	2.6	2.3	2.0	
I don't have any brothers or sisters	3.7	3.5	3.4	5.1	3.9	
N of Valid	619	462	348	350	1779	
N of Miss	93	243	167	136	639	

Table 217: Have any of your brothers or sisters ever: been suspended or expelled from school?




Response	6	8	10	12	Total	
No	68.6	65.7	62.1	64.9	65.8	
Yes	27.6	30.8	34.2	29.3	30.0	
I don't have any brothers or sisters	3.9	3.5	3.7	5.7	4.1	
N of Valid	617	461	348	348	1774	
N of Miss	94	244	167	138	643	

Table 218: The rules in my family are clear.





Response	6	8	10	12	Total	
NO!	2.9	4.6	4.5	6.0	4.3	
no	4.5	10.0	10.6	9.1	8.1	
yes	29.4	36.9	40.9	40.3	35.8	
YES!	63.1	48.5	44.0	44.6	51.9	
N of Valid	618	458	359	350	1785	
N of Miss	93	247	155	136	631	

Table 219: People in my family often insult or yell at each other.

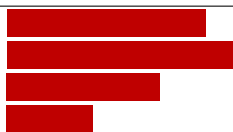
Response	6	8	10	12	Total	
NO!	38.1	27.6	25.1	24.9	30.2	
no	29.4	37.0	41.8	37.5	35.4	
yes	20.7	23.0	23.7	25.2	22.8	
YES!	11.8	12.5	9.5	12.3	11.6	
N of Valid	619	457	359	349	1784	
N of Miss	93	247	156	137	633	

Table 220: When I am not at home, one of my parents knows where I am and who I am with.

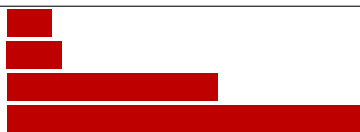
Response	6	8	10	12	Total	
NO!	3.2	5.0	5.9	6.0	4.8	
no	5.0	5.7	9.5	6.9	6.5	
yes	24.4	33.9	36.3	39.9	32.3	
YES!	67.3	55.4	48.3	47.1	56.5	
N of Valid	618	457	358	348	1781	
N of Miss	94	247	157	137	635	

Table 221: We argue about the same things in my family over and over.

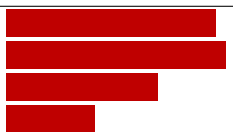
Response	6	8	10	12	Total	
NO!	46.8	26.6	25.3	19.6	32.0	
no	30.6	32.3	35.7	38.6	33.6	
yes	13.9	26.9	28.4	25.4	22.4	
YES!	8.7	14.2	10.6	16.4	12.0	
N of Valid	618	458	359	347	1782	
N of Miss	93	246	156	139	634	

Table 222: If you drank some beer or wine or liquor (for example, vodka, whiskey, or gin) without your parents' permission, would you be caught by your parents?


Response	6	8	10	12	Total	
NO!	9.2	13.1	23.5	22.3	15.6	
no	4.9	21.7	29.6	38.3	20.7	
yes	13.9	20.6	19.6	16.8	17.3	
YES!	72.0	44.6	27.4	22.6	46.3	
N of Valid	611	457	358	345	1771	
N of Miss	96	247	157	141	641	

Table 223: My family has clear rules about alcohol and drug use.


Response	6	8	10	12	Total	
NO!	6.7	5.7	11.0	8.8	7.7	
no	5.5	11.8	13.3	13.5	10.2	
yes	15.0	23.7	26.6	31.6	22.8	
YES!	72.8	58.8	49.2	46.2	59.3	
N of Valid	613	459	354	342	1768	
N of Miss	97	245	161	144	647	

Table 224: If you carried a handgun without your parents' permission, would you be caught by your parents?


Response	6	8	10	12	Total	
NO!	6.7	10.5	14.5	13.5	10.5	
no	2.8	10.9	13.9	15.9	9.6	
yes	12.7	17.9	21.6	24.4	18.1	
YES!	77.9	60.8	50.0	46.2	61.8	
N of Valid	614	459	352	340	1765	
N of Miss	97	246	163	146	652	

Table 225: If you skipped school would you be caught by your parents?

Response	6	8	10	12	Total	
NO!	7.0	11.2	13.6	16.4	11.2	
no	4.9	13.6	19.6	22.9	13.5	
yes	17.8	22.4	21.3	26.4	21.3	
YES!	70.4	52.9	45.5	34.3	53.9	
N of Valid	618	456	352	341	1767	
N of Miss	94	249	163	145	651	

Table 226: Do you feel very close to your mother?

Response	6	8	10	12	Total	
NO!	4.6	7.9	14.9	11.3	8.8	
no	3.8	11.8	11.4	13.4	9.2	
yes	17.0	22.9	26.3	28.9	22.7	
YES!	74.7	57.4	47.4	46.4	59.3	
N of Valid	612	458	350	336	1756	
N of Miss	100	247	164	149	660	

Table 227: Do you share your thoughts and feelings with your mother?

Response	6	8	10	12	Total	
NO!	12.2	14.6	19.4	15.1	14.8	
no	15.3	24.0	20.5	21.7	19.8	
yes	22.6	24.5	25.6	30.6	25.2	
YES!	49.8	36.9	34.5	32.6	40.1	
N of Valid	614	458	351	337	1760	
N of Miss	98	246	164	149	657	

Table 228: My parents ask me what I think before most family decisions affecting me are made.


Response	6	8	10	12	Total	
NO!	13.9	15.4	17.7	16.5	15.5	
no	17.4	19.1	21.9	24.5	20.1	
yes	32.1	34.7	35.0	37.5	34.4	
YES!	36.7	30.8	25.4	21.5	29.9	
N of Valid	605	455	351	339	1750	
N of Miss	104	250	164	147	665	

Table 229: Do you share your thoughts and feelings with your father?


Response	6	8	10	12	Total	
NO!	27.5	25.5	31.7	32.2	28.8	
no	19.5	29.7	24.3	28.7	24.9	
yes	21.5	22.1	25.4	23.3	22.8	
YES!	31.5	22.7	18.6	15.8	23.6	
N of Valid	610	458	350	335	1753	
N of Miss	102	247	165	151	665	

Table 230: Do you enjoy spending time with your mother?


Response	6	8	10	12	Total	
NO!	4.3	7.0	11.2	11.0	7.7	
no	3.6	8.8	8.9	8.0	6.9	
yes	21.5	32.8	35.9	37.2	30.3	
YES!	70.6	51.4	44.0	43.8	55.1	
N of Valid	609	457	348	336	1750	
N of Miss	101	248	167	148	664	

Table 231: Do you enjoy spending time with your father?

Response	6	8	10	12	Total	
NO!	9.4	15.5	21.2	22.4	15.9	
no	6.0	9.8	12.9	11.6	9.4	
yes	23.7	31.9	31.2	37.0	29.9	
YES!	60.9	42.8	34.7	29.0	44.8	
N of Valid	604	451	349	335	1739	
N of Miss	105	253	166	151	675	

Table 232: If I had a personal problem, I could ask my mom or dad for help.

Response	6	8	10	12	Total	
NO!	4.8	12.3	13.5	11.3	9.7	
no	4.1	11.0	10.9	9.5	8.3	
yes	24.6	26.4	32.2	35.6	28.7	
YES!	66.5	50.3	43.4	43.6	53.3	
N of Valid	609	455	348	337	1749	
N of Miss	102	250	167	148	667	

Table 233: Do you feel very close to your father?

Response	6	8	10	12	Total	
NO!	12.0	19.6	25.4	27.5	19.6	
no	11.8	15.5	17.6	20.6	15.6	
yes	18.7	25.2	24.8	25.1	22.8	
YES!	57.5	39.7	32.3	26.9	42.0	
N of Valid	610	453	347	335	1745	
N of Miss	102	252	168	151	673	



Table 234: My parents give me lots of chances to do fun things with them.

Response	6	8	10	12	Total	
NO!	4.1	10.7	13.8	13.3	9.5	
no	9.6	12.7	15.5	23.6	14.3	
yes	26.0	33.7	32.8	34.8	31.0	
YES!	60.3	42.9	37.9	28.3	45.2	
N of Valid	615	457	348	339	1759	
N of Miss	97	248	165	147	657	

Table 235: My parents ask if I've gotten my homework done.

Response	6	8	10	12	Total	
NO!	1.6	5.2	6.9	9.1	5.0	
no	0.8	7.7	10.4	16.1	7.5	
yes	20.0	34.0	37.9	44.6	31.9	
YES!	77.5	53.1	44.8	30.2	55.5	
N of Valid	614	465	346	341	1766	
N of Miss	98	240	169	145	652	

Table 236: People in my family have serious arguments.

Response	6	8	10	12	Total	
NO!	40.9	28.9	26.7	22.3	31.4	
no	38.3	40.6	42.6	45.2	41.1	
yes	11.3	20.7	18.6	21.4	17.2	
YES!	9.5	9.7	12.2	11.1	10.4	
N of Valid	611	463	345	341	1760	
N of Miss	98	242	169	145	654	

Table 237: Would your parents know if you did not come home on time?

Response	6	8	10	12	Total
NO!	3.9	5.9	7.0	7.7	5.8
no	5.2	13.5	13.5	14.5	10.8
yes	23.9	30.7	38.3	38.6	31.3
YES!	66.9	49.9	41.2	39.2	52.1
N of Valid	611	459	342	337	1749
N of Miss	101	246	173	147	667

Table 238: It is important to be honest with your parents, even if they become upset or you get punished.

Response	6	8	10	12	Total
NO!	2.8	6.3	7.9	5.9	5.3
no	2.1	9.6	8.2	11.2	7.0
yes	24.3	29.8	32.1	37.2	29.7
YES!	70.8	54.3	51.9	45.7	57.9
N of Valid	610	457	343	339	1749
N of Miss	101	248	172	147	668

Table 239: My parents notice when I am doing a good job and let me know about it.

Response	6	8	10	12	Total
Never or Almost Never	5.6	10.1	13.0	10.7	9.2
Sometimes	21.8	22.4	22.4	25.1	22.7
Often	25.2	26.1	26.8	28.6	26.4
All the time	47.4	41.4	37.8	35.5	41.6
N of Valid	610	456	339	346	1751
N of Miss	102	249	176	140	667

Table 240: How often do your parents tell you they're proud of you for something you've done?





Response	6	8	10	12	Total	
Never or Almost Never	5.4	10.2	14.1	13.0	9.8	
Sometimes	16.9	20.3	22.9	25.4	20.6	
Often	28.1	27.2	28.7	24.5	27.3	
All the time	49.5	42.4	34.3	37.2	42.3	
N of Valid	608	453	341	347	1749	
N of Miss	103	251	174	139	667	

Table 241: How many brothers and sisters, including stepbrothers and stepsisters, do you have that are younger than you?








Response	6	8	10	12	Total	
0	30.1	33.9	29.7	32.7	31.5	
1	27.8	24.7	24.0	22.6	25.2	
2	15.1	16.5	18.7	15.8	16.3	
3	8.4	7.7	9.5	10.6	8.9	
4	9.1	4.6	7.1	6.9	7.1	
5	4.0	5.7	3.0	4.3	4.3	
6 or more	5.5	6.8	8.0	7.2	6.7	
N of Valid	604	454	337	349	1744	
N of Miss	106	249	176	137	668	

Table 242: How many brothers and sisters, including stepbrothers and stepsisters, do you have that are older than you?








Response	6	8	10	12	Total	
0	25.8	28.5	27.5	30.9	27.8	
1	27.3	24.1	25.4	28.0	26.3	
2	14.1	18.6	14.3	17.4	16.0	
3	11.0	10.1	13.2	9.4	10.9	
4	6.7	6.6	7.0	4.9	6.4	
5	6.1	4.2	5.0	4.3	5.0	
6 or more	8.9	7.9	7.6	5.1	7.6	
N of Valid	608	456	342	350	1756	
N of Miss	101	249	173	136	659	

Table 243: Have you changed homes in the past year (the last 12 months)?



Response	6	8	10	12	Total	
No	71.0	72.3	76.3	79.4	74.0	
Yes	29.0	27.7	23.7	20.6	26.0	
N of Valid	611	458	338	350	1757	
N of Miss	101	247	177	136	661	

Table 244: How many times have you changed homes since kindergarten?






Response	6	8	10	12	Total	
Never	36.2	28.5	29.3	29.6	31.6	
1 or 2 times	32.0	32.5	29.9	31.6	31.6	
3 or 4 times	20.0	22.3	21.3	22.1	21.3	
5 or 6 times	5.9	9.6	10.1	7.5	8.0	
7 or more times	5.9	7.1	9.5	9.2	7.6	
N of Valid	610	449	338	348	1745	
N of Miss	102	254	176	138	670	

Table 245: Have you changed schools (including changing from elementary to middle and middle to high school) in the past year?



Response	6	8	10	12	Total	
No	60.4	63.2	44.5	79.3	61.8	
Yes	39.6	36.8	55.5	20.7	38.2	
N of Valid	609	446	337	348	1740	
N of Miss	103	259	178	138	678	

Table 246: How many times have you changed schools since kindergarten (including changing from elementary to middle and middle to high school)?






Response	6	8	10	12	Total	
Never	43.7	23.0	22.6	23.2	30.2	
1 or 2 times	32.9	38.2	29.5	22.3	31.5	
3 or 4 times	15.8	27.9	28.3	30.9	24.4	
5 or 6 times	5.3	6.5	12.8	16.3	9.3	
7 or more times	2.3	4.5	6.8	7.2	4.7	
N of Valid	607	448	336	349	1740	
N of Miss	105	256	179	137	677	

Table 247: Has anyone in your family ever had severe alcohol or drug problems?



Response	6	8	10	12	Total	
No	75.0	67.5	62.7	55.8	66.8	
Yes	25.0	32.5	37.3	44.2	33.2	
N of Valid	604	446	335	346	1731	
N of Miss	108	259	180	140	687	

Table 248: About how many adults (over 21) have you known personally who in the past year have: used marijuana, crack, cocaine, or other drugs?






Response	6	8	10	12	Total	
0	75.5	69.2	59.7	48.4	65.5	
1	13.7	12.8	10.8	14.7	13.1	
2	4.8	6.4	11.1	12.4	7.9	
3-4	2.0	4.3	6.2	9.1	4.8	
5+	4.0	7.3	12.3	15.3	8.7	
N of Valid	604	439	325	339	1707	
N of Miss	107	266	190	147	710	

Table 249: About how many adults (over 21) have you known personally who in the past year have: sold or dealt drugs?






Response	6	8	10	12	Total	
0	85.5	76.1	68.2	64.3	75.6	
1	8.7	11.6	11.0	12.4	10.6	
2	2.2	4.3	9.5	10.3	5.7	
3-4	1.5	3.4	3.1	5.3	3.0	
5+	2.2	4.6	8.3	7.7	5.0	
N of Valid	601	439	327	339	1706	
N of Miss	111	266	188	147	712	

Table 250: About how many adults (over 21) have you known personally who in the past year have: done other things that could get them in trouble with the police, like stealing, selling stolen goods, mugging or assaulting others, etc.?






Response	6	8	10	12	Total	
0	77.5	71.2	64.6	61.1	70.2	
1	12.4	11.4	10.8	11.2	11.6	
2	4.6	6.2	10.5	11.8	7.6	
3-4	2.0	3.4	4.0	6.8	3.7	
5+	3.5	7.8	10.2	9.1	7.0	
N of Valid	605	438	325	339	1707	
N of Miss	107	267	190	147	711	

Table 251: About how many adults (over 21) have you known personally who in the past year have: gotten drunk or high?






Response	6	8	10	12	Total	
0	57.8	48.5	37.7	30.1	46.1	
1	19.1	16.5	16.0	13.3	16.7	
2	9.1	10.5	12.3	14.2	11.1	
3-4	4.8	5.5	8.0	15.3	7.7	
5+	9.1	19.0	26.1	27.1	18.5	
N of Valid	602	437	326	339	1704	
N of Miss	110	268	189	147	714	

Table 252: Have you seen or heard information about underage drinking in the past 12 months from the following sources? Radio

Response	6	8	10	12	Total	
No	43.7	43.3	38.9	40.3	42.0	
Yes	56.3	56.7	61.1	59.7	58.0	
N of Valid	602	427	319	335	1683	
N of Miss	110	277	196	151	734	

Table 253: Have you seen or heard information about underage drinking in the past 12 months from the following sources? TV.

Response	6	8	10	12	Total	
No	22.1	24.7	21.1	21.3	22.4	
Yes	77.9	75.3	78.9	78.7	77.6	
N of Valid	602	429	317	334	1682	
N of Miss	110	276	198	152	736	

Table 254: Have you seen or heard information about underage drinking in the past 12 months from the following sources? Print. This includes information on underage drinking you may have seen in the newspaper, on a billboard, in pamphlets, on stickers, etc.

Response	6	8	10	12	Total	
No	44.9	44.8	41.7	38.7	43.0	
Yes	55.1	55.2	58.3	61.3	57.0	
N of Valid	599	429	319	333	1680	
N of Miss	113	276	196	153	738	

Table 255: Have you seen or heard information about underage drinking in the past 12 months from the following sources? Website or social media? (Facebook, Myspace, website, etc.)

Response	6	8	10	12	Total	
No	46.4	43.2	32.7	35.4	40.8	
Yes	53.6	56.8	67.3	64.6	59.2	
N of Valid	597	426	318	333	1674	
N of Miss	113	279	197	152	741	

Table 256: The next questions ask about your opinions of the information you saw or heard. If you have seen or heard more than one ad, please think about your favorite ad when answering these questions. The information about underage drinking that I saw or heard was convincing.

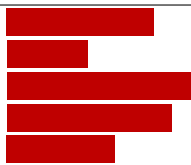
Response	6	8	10	12	Total	
NO!	25.6	20.9	18.8	18.6	21.7	
no	7.0	9.4	14.3	15.5	10.7	
yes	17.5	28.5	33.8	39.3	27.7	
YES!	28.4	26.1	23.1	17.4	24.6	
I have not seen or heard any ads about underage drinking in the past 12 months.	21.5	15.1	10.1	9.1	15.2	
N of Valid	587	417	308	328	1640	
N of Miss	122	286	207	157	772	

Table 257: The next questions ask about your opinions of the information you saw or heard. If you have seen or heard more than one ad, please think about your favorite ad when answering these questions. The information about underage drinking that I saw or heard grabbed my attention.

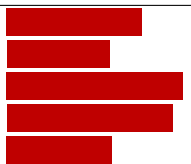
Response	6	8	10	12	Total	
NO!	22.8	18.9	16.5	18.0	19.7	
no	10.2	15.8	18.1	16.8	14.4	
yes	18.2	23.9	33.0	38.7	26.5	
YES!	28.2	27.8	22.7	16.5	24.7	
I have not seen or heard any ads about underage drinking in the past 12 months.	20.6	13.6	9.7	10.1	14.7	
N of Valid	588	418	309	328	1643	
N of Miss	121	287	206	157	771	

Table 258: The next questions ask about your opinions of the information you saw or heard. If you have seen or heard more than one ad, please think about your favorite ad when answering these questions. The information about underage drinking that I saw or heard said something important to me.

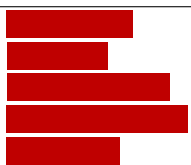
Response	6	8	10	12	Total	
NO!	17.6	20.0	16.5	19.3	18.3	
no	8.8	13.7	16.5	21.1	14.0	
yes	17.3	23.6	29.8	32.1	24.2	
YES!	32.5	28.2	26.9	17.4	27.4	
I have not seen or heard any ads about underage drinking in the past 12 months.	23.7	14.5	10.4	10.1	16.1	
N of Valid	590	415	309	327	1641	
N of Miss	121	289	206	159	775	



Table 259: The next questions ask about your opinions of the information you saw or heard. If you have seen or heard more than one ad, please think about your favorite ad when answering these questions. Seeing or hearing this information about underage drinking made me want to stop or decrease my drinking.

Response	6	8	10	12	Total	
NO!	18.2	20.5	22.0	22.6	20.4	
no	4.4	11.9	15.8	20.1	11.6	
yes	7.9	12.8	22.0	23.5	15.0	
YES!	32.3	30.4	25.0	19.8	27.9	
I have not seen or heard any ads about underage drinking in the past 12 months.	37.2	24.4	15.1	13.9	25.1	
N of Valid	572	405	304	323	1604	
N of Miss	138	299	211	162	810	

Table 260: How honest were you in filling out this survey?

Response	6	8	10	12	Total	
I was very honest	80.9	77.9	82.0	77.0	79.6	
I was honest pretty much of the time	14.7	17.7	13.6	17.1	15.8	
I was honest some of the time	3.5	2.8	2.8	4.7	3.4	
I was honest once in a while	0.8	1.6	1.5	1.2	1.2	
I was not honest at all	0.0	0.0	0.0	0.0	0.0	
N of Valid	597	434	323	339	1693	
N of Miss	113	270	192	147	722	