

2010 APNA



Arkansas Prevention Needs Assessment Student Survey

Lincoln County Tables

Arkansas Department of Human Services
Division of Behavioral Sciences
Office of Alcohol and Drug Abuse Prevention

Conducted by International Survey Associates dba Pride Surveys

Contents

1	INTRODUCTION	11
2	PERCENTAGE TABLES	16

List of Tables

1	Sex	17
2	Age	17
3	Are you Hispanic or Latino?	17
4	What is your race? Black or African American	18
5	What is your race? Asian	18
6	What is your race? American Indian	18
7	What is your race? Alaska Native	18
8	What is your race? White	19
9	What is your race? Native Hawaiian or Other Pacific Islander	19
10	What is your race? Other	19
11	What is the highest level of schooling completed by your mother or father?	20
12	Think of where you live most of the time. Which of the following people live there with you? Mother	20
13	Think of where you live most of the time. Which of the following people live there with you? Stepmother	20
14	Think of where you live most of the time. Which of the following people live there with you? Foster Mother	21
15	Think of where you live most of the time. Which of the following people live there with you? Grandmother	21
16	Think of where you live most of the time. Which of the following people live there with you? Aunt	21
17	Think of where you live most of the time. Which of the following people live there with you? Father	21
18	Think of where you live most of the time. Which of the following people live there with you? Stepfather	22
19	Think of where you live most of the time. Which of the following people live there with you? Foster Father	22
20	Think of where you live most of the time. Which of the following people live there with you? Grandfather	22
21	Think of where you live most of the time. Which of the following people live there with you? Uncle	22
22	Think of where you live most of the time. Which of the following people live there with you? Other Adults	23
23	Think of where you live most of the time. Which of the following people live there with you? Brother(s)	23
24	Think of where you live most of the time. Which of the following people live there with you? Stepbrother(s)	23
25	Think of where you live most of the time. Which of the following people live there with you? Sister(s)	23
26	Think of where you live most of the time. Which of the following people live there with you? Stepsister(s)	24

27	Think of where you live most of the time. Which of the following people live there with you? Other Children	24
28	In my school, students have lots of chances to help decide things like class activities and rules.	24
29	Teachers ask me to work on special classroom projects.	24
30	My teacher(s) notices when I am doing a good job and lets me know about it.	25
31	There are lots of chances for students in my school to get involved in sports, clubs, and other school activities outside of class.	25
32	There are lots of chances for students in my school to talk with a teacher one-on-one.	25
33	I feel safe at my school.	26
34	The school lets my parents know when I have done something well.	26
35	My teachers praise me when I work hard in school.	26
36	Are your school grades better than the grades of most students in your class?	27
37	I have lots of chances to be part of class discussions or activities.	27
38	Now thinking back over the past year in school, how often did you: enjoy being in school?	27
39	Now thinking back over the past year in school, how often did you: hate being in school?	28
40	Now thinking back over the past year in school, how often did you: try to do your best work in school?	28
41	How often do you feel that the school work you are assigned is meaningful and important?	28
42	Putting them all together, what were your grades like last year?	29
43	How important do you think the things you are learning in school are going to be for your later life?	29
44	How interesting are most of your courses to you?	29
45	During the LAST FOUR WEEKS how many whole days of school have you missed because you skipped or 'cut'?	30
46	What are the chances you would be seen as cool if you: smoked cigarettes?	30
47	What are the chances you would be seen as cool if you: worked hard at school?	30
48	What are the chances you would be seen as cool if you: began drinking alcoholic beverages regularly, that is, at least once or twice a month?	31
49	What are the chances you would be seen as cool if you: defended someone who was being verbally abused at school?	31
50	What are the chances you would be seen as cool if you: smoked marijuana?	31
51	What are the chances you would be seen as cool if you: carried a handgun?	32

52	What are the chances you would be seen as cool if you: regularly volunteered to do community service?	32
53	Think of your four best friends (the friends you feel closest to). In the past year (12 months), how many of your best friends have: participated in clubs, organizations or activities at school?	32
54	Think of your four best friends (the friends you feel closest to). In the past year (12 months), how many of your best friends have: smoked cigarettes?	33
55	Think of your four best friends (the friends you feel closest to). In the past year (12 months), how many of your best friends have: tried beer, wine or hard liquor (for example, vodka, whiskey, or gin) when their parents didn't know about it?	33
56	Think of your four best friends (the friends you feel closest to). In the past year (12 months), how many of your best friends have: made a commitment to stay drug-free?	33
57	Think of your four best friends (the friends you feel closest to). In the past year (12 months), how many of your best friends have: used marijuana?	34
58	Think of your four best friends (the friends you feel closest to). In the past year (12 months), how many of your best friends have: tried to do well in school?	34
59	Think of your four best friends (the friends you feel closest to). In the past year (12 months), how many of your best friends have: used LSD, cocaine, amphetamines, or other illegal drugs?	34
60	Think of your four best friends (the friends you feel closest to). In the past year (12 months), how many of your best friends have: been suspended from school?	35
61	Think of your four best friends (the friends you feel closest to). In the past year (12 months), how many of your best friends have: liked school?	35
62	Think of your four best friends (the friends you feel closest to). In the past year (12 months), how many of your best friends have: carried a handgun?	35
63	Think of your four best friends (the friends you feel closest to). In the past year (12 months), how many of your best friends have: sold illegal drugs?	36
64	Think of your four best friends (the friends you feel closest to). In the past year (12 months), how many of your best friends have: regularly attended religious services?	36
65	Think of your four best friends (the friends you feel closest to). In the past year (12 months), how many of your best friends have: stolen or tried to steal a motor vehicle such as a car or motorcycle?	36
66	Think of your four best friends (the friends you feel closest to). In the past year (12 months), how many of your best friends have: been arrested?	37

67	Think of your four best friends (the friends you feel closest to). In the past year (12 months), how many of your best friends have: dropped out of school?	37
68	Think of your four best friends (the friends you feel closest to). In the past year (12 months), how many of your best friends have: been members of a gang?	37
69	How old were you when you first: smoked marijuana?	38
70	How old were you when you first: smoked a cigarette, even just a puff?	38
71	How old were you when you first: had more than a sip or two of beer, wine or hard liquor (for example, vodka, whiskey, or gin)? . . .	39
72	How old were you when you first: began drinking alcoholic beverages regularly, that is, at least once or twice a month?	39
73	How old were you when you first: used phenoxydine (pox, px, breeze)?	40
74	How old were you when you first: got suspended from school? . . .	40
75	How old were you when you first: got arrested?	41
76	How old were you when you first: carried a handgun?	41
77	How old were you when you first: attacked someone with the idea of seriously hurting them?	42
78	How old were you when you first: belonged to a gang?	42
79	How wrong do you think it is for someone your age to: take a handgun to school?	43
80	How wrong do you think it is for someone your age to: steal anything worth more than \$5?	43
81	How wrong do you think it is for someone your age to: pick a fight with someone?	43
82	How wrong do you think it is for someone your age to: attack someone with the idea of seriously hurting them?	44
83	How wrong do you think it is for someone your age to: stay away from school all day when their parents think they are at school? . .	44
84	How wrong do you think it is for someone your age to: drink beer, wine or hard liquor (for example, vodka, whiskey, or gin) regularly? .	44
85	How wrong do you think it is for someone your age to: smoke cigarettes?	45
86	How wrong do you think it is for someone your age to: smoke marijuana?	45
87	How wrong do you think it is for someone your age to: use LSD, cocaine, amphetamines or another illegal drug?	45
88	At school during the past 12 months, did you receive help from the resource teacher, speech therapist or other special education teacher?	46
89	How many times in the past year (12 months) have you: been suspended from school?	46
90	How many times in the past year (12 months) have you: carried a handgun?	46

91	How many times in the past year (12 months) have you: sold illegal drugs?	47
92	How many times in the past year (12 months) have you: stolen or tried to steal a motor vehicle such as a car or motorcycle?	47
93	How many times in the past year (12 months) have you: participated in clubs, organizations or activities at school?	48
94	How many times in the past year (12 months) have you: been arrested?	48
95	How many times in the past year (12 months) have you: done extra work on your own for school?	49
96	How many times in the past year (12 months) have you: attacked someone with the idea of seriously hurting them?	49
97	How many times in the past year (12 months) have you: been drunk or high at school?	50
98	How many times in the past year (12 months) have you: volunteered to do community service?	50
99	How many times in the past year (12 months) have you: taken a handgun to school?	51
100	Are you currently on probation, or assigned a probation officer with Juvenile Court?	51
101	Have you ever belonged to a gang?	51
102	If you have ever belonged to a gang, did that gang have a name? . .	52
103	How many times have you done the following things? done what feels good no matter what.	52
104	How many times have you done the following things? done something dangerous because someone dared you to do it.	52
105	How many times have you done the following things? done crazy things even if they are a little dangerous.	53
106	You're looking at CD's in a music store with a friend. You look up and see her slip a CD under her coat. She smiles and says 'Which one do you want? Go ahead, take it while nobody's around.' There is nobody in sight, no employees and no other customers. What would you do now?	53
107	You are visiting another part of town, and you don't know any of the people your age there. You are walking down the street, and some teenager you don't know is walking toward you. He is about your size, and as he is about to pass you, he deliberately bumps into you and you almost lose your balance. What would you say or do? .	53
108	You are at a party at someone's house, and one of your friends offers you a drink containing alcohol. What would you say or do?	54
109	It's 8:00 on a weeknight and you are about to go over to a friend's home when your mother asks you where you are going. You say 'Oh, just going to go hang out with some friends.' She says, 'No, you'll just get into trouble if you go out. Stay home tonight.' What would you do now?	54
110	How often do you attend religious services or activities?	54

111	I do the opposite of what people tell me, just to get them mad. . .	55
112	I like to see how much I can get away with.	55
113	I ignore rules that get in my way.	55
114	I think sometimes it's okay to cheat at school.	56
115	It is important to think before you act.	56
116	Sometimes I think that life is not worth it.	56
117	At times I think I am no good at all.	57
118	All in all, I am inclined to think that I am a failure.	57
119	In the past year, have you felt depressed or sad MOST days, even if you felt okay sometimes?	57
120	It is all right to beat up people if they start the fight.	58
121	I think it is okay to take something without asking if you can get away with it.	58
122	Sometimes we don't know what we will do as adults, but we may have an idea. Please answer how true these statements may be for you. WHEN I AM AN ADULT I WILL: smoke cigarettes.	58
123	Sometimes we don't know what we will do as adults, but we may have an idea. Please answer how true these statements may be for you. WHEN I AM AN ADULT I WILL: drink beer, wine, or liquor.	59
124	Sometimes we don't know what we will do as adults, but we may have an idea. Please answer how true these statements may be for you. WHEN I AM AN ADULT I WILL: smoke marijuana.	59
125	Sometimes we don't know what we will do as adults, but we may have an idea. Please answer how true these statements may be for you. WHEN I AM AN ADULT I WILL: use LSD, cocaine, amphetamines or another illegal drug.	59
126	How much do you think people risk harming themselves (physically or in other ways) if they: smoked one or more packs of cigarettes per day?	60
127	How much do you think people risk harming themselves (physically or in other ways) if they: try marijuana once or twice?	60
128	How much do you think people risk harming themselves (physically or in other ways) if they: smoke marijuana regularly?	60
129	How much do you think people risk harming themselves (physically or in other ways) if they: take one or two drinks of an alcoholic beverage (beer, wine, liquor) nearly every day?	61
130	How much do you think people risk harming themselves (physically or in other ways) if they: have five or more drinks once or twice each weekend?	61
131	Have you ever used smokeless tobacco (chew, snuff, plug, dipping tobacco, or chewing tobacco)?	61
132	How often have you taken smokeless tobacco during the past 30 days?	62
133	Have you ever smoked cigarettes?	62
134	How frequently have you smoked cigarettes during the past 30 days?	62

135	Which statement best describes rules about smoking inside your home?	63
136	Which statement best describes rules about smoking in your family cars?	63
137	During this school year, were you taught in any of your classes about the dangers of tobacco use?	64
138	During the past 12 months, have you participated in any community activities to discourage people your age from using cigarettes, chewing tobacco, snuff, dip or cigars?	64
139	On how many occasions have you had alcoholic beverages (beer, wine or hard liquor) to drink in your lifetime - more than just a few sips?	64
140	On how many occasions have you had beer, wine or hard liquor to drink during the past 30 days?	65
141	On how many occasions have you used marijuana (grass, pot) or hashish (hash, hash oil) in your lifetime?	65
142	On how many occasions have you used marijuana (grass, pot) or hashish (hash, hash oil) during the past 30 days?	65
143	On how many occasions have you used LSD or other psychedelics in your lifetime?	66
144	On how many occasions have you used LSD or other psychedelics during the past 30 days?	66
145	On how many occasions have you used cocaine or crack in your lifetime?	66
146	On how many occasions have you used cocaine or crack during the past 30 days?	67
147	On how many occasions have you sniffed glue, breathed the contents of an aerosol spray can, or inhaled other gases or sprays, in order to get high in your lifetime?	67
148	On how many occasions have you sniffed glue, breathed the contents of an aerosol spray can, or inhaled other gases or sprays, in order to get high during the past 30 days?	68
149	On how many occasions have you used phenoxydine (pox, px, breeze) in your lifetime?	68
150	On how many occasions have you used phenoxydine (pox, px, breeze) during the past 30 days?	69
151	On how many occasions have you used sedatives (tranquilizers, such as Valium or Xanax, barbiturates, or sleeping pills) without a doctor telling you to take them, in your lifetime?	69
152	On how many occasions have you used sedatives (tranquilizers, such as Valium or Xanax, barbiturates, or sleeping pills) without a doctor telling you to take them, during the past 30 days?	70
153	On how many occasions have you used methamphetamines (meth, speed, crank, crystal meth) in your lifetime?	70

154	On how many occasions have you used methamphetamines (meth, speed, crank, crystal meth) in the past 30 days?	71
155	On how many occasions have you used stimulants, other than Methamphetamines (such as amphetamines, Ritalin or Dexedrine) without a doctor telling you to take them, in your lifetime?	71
156	On how many occasions have you used stimulants, other than Methamphetamines (such as amphetamines, Ritalin or Dexedrine) without a doctor telling you to take them, during the past 30 days?	72
157	On how many occasions have you used heroin or other opiates in your lifetime?	72
158	On how many occasions have you used heroin or other opiates during the past 30 days?	73
159	On how many occasions have you used MDMA ('X', 'E', or ecstasy) in your lifetime?	73
160	On how many occasions have you used MDMA ('X', 'E', or ecstasy) during the past 30 days?	73
161	On how many occasions have you taken prescription drugs (such as Valium, Xanax, Ritalin, Adderall, OxyContin, Darvocet, or sleeping pills) on your own-that is, without a doctor telling you to take them in your lifetime?	74
162	On how many occasions have you taken prescription drugs (such as Valium, Xanax, Ritalin, Adderall, OxyContin, Darvocet, or sleeping pills) on your own-that is, without a doctor telling you to take them during the past 30 days?	74
163	On how many occasions have you taken non-prescription medicines such as diet pills (for example, Dietac, Dexatrim or Prolamine), stay-awake pills (for example No-Doz, Vivarin, or Wake), or cough or cold medicines (robos, DXM, etc.) to get high in your lifetime?	75
164	On how many occasions have you taken non-prescription medicines such as diet pills (for example, Dietac, Dexatrim or Prolamine), stay-awake pills (for example No-Doz, Vivarin, or Wake), or cough or cold medicines (robos, DXM, etc.) to get high during the past 30 days?	75
165	On how many occasions have you been drunk or very high from drinking alcoholic beverages during the past 30 days?	76
166	On how many occasions have you drunk flavored alcoholic beverages, sometimes called 'alcopops' (like Mike's Hard Lemonade, Smirnoff Ice, Bacardi Breezers, etc.) in your lifetime?	76
167	On how many occasions have you drunk flavored alcoholic beverages, sometimes called 'alcopops' (like Mike's Hard Lemonade, Smirnoff Ice, Bacardi Breezers, etc.) during the past 30 days?	77
168	Think back over the last two weeks. How many times have you had five or more alcoholic drinks in a row?	77
169	During the past 30 days, how many times did you ride in a car or other vehicle driven by someone who had been drinking alcohol?	77

170	During the past 30 days, how many times did you drive a car or other vehicle when you had been drinking alcohol?	78
171	If you drank alcohol (not just a sip or taste) in the past year, how did you usually get it?	78
172	If you drank alcohol (not just a sip or taste) in the past year, where did you usually drink it?	79
173	During the last month, about how many marijuana cigarettes, or the equivalent, did you smoke a day, on the average?	79
174	How wrong would most adults (over 21) in your neighborhood think it is for kids your age: to use marijuana?	80
175	How wrong would most adults (over 21) in your neighborhood think it is for kids your age: to drink alcohol?	80
176	How wrong would most adults (over 21) in your neighborhood think it is for kids your age: to smoke cigarettes?	80
177	How much do each of the following statements describe your neighborhood? crime and/or drug selling	81
178	How much do each of the following statements describe your neighborhood? fights	81
179	How much do each of the following statements describe your neighborhood? lots of empty or abandoned buildings	81
180	How much do each of the following statements describe your neighborhood? lots of graffiti	82
181	If I had to move, I would miss the neighborhood I now live in.	82
182	My neighbors notice when I am doing a good job and let me know about it.	82
183	I like my neighborhood.	83
184	There are lots of adults in my neighborhood I could talk to about something important.	83
185	I'd like to get out of my neighborhood.	83
186	There are people in my neighborhood who are proud of me when I do something well.	84
187	There are people in my neighborhood who encourage me to do my best.	84
188	I feel safe in my neighborhood.	84
189	Which of the following activities for people your age are available in your community? sports teams?	85
190	Which of the following activities for people your age are available in your community? scouting?	85
191	Which of the following activities for people your age are available in your community? boys and girls clubs?	85
192	Which of the following activities for people your age are available in your community? 4-H clubs?	85
193	Which of the following activities for people your age are available in your community? service clubs?	86

194	If a kid smoked marijuana in your neighborhood would he or she be caught by the police?	86
195	If a kid drank some beer, wine or hard liquor (for example, vodka, whiskey, or gin) in your neighborhood would he or she be caught by the police?	86
196	If a kid carried a handgun in your neighborhood would he or she be caught by the police?	87
197	If you wanted to get some cigarettes, how easy would it be for you to get some?	87
198	If you wanted to get some beer, wine or hard liquor (for example, vodka, whiskey, or gin), how easy would it be for you to get some?	87
199	If you wanted to get a drug like cocaine, LSD, or amphetamines, how easy would it be for you to get some?	88
200	If you wanted to get a handgun, how easy would it be for you to get one?	88
201	If you wanted to get some marijuana, how easy would it be for you to get some?	88
202	During the past 12 months, have you participated in any alcohol prevention programs or seen any alcohol prevention messages in your school or community? Yes, a school-based program focused on preventing underage drinking and/or drinking and driving.	89
203	During the past 12 months, have you participated in any alcohol prevention programs or seen any alcohol prevention messages in your school or community? Yes, a community-based program focused on preventing underage drinking and/or drinking and driving (for example, through your church or temple or through youth groups like Boys and Girls Club or 4-H).	89
204	During the past 12 months, have you participated in any alcohol prevention programs or seen any alcohol prevention messages in your school or community? Yes, a media campaign addressing underage drinking and/or drinking and driving (for example, newspaper ads, posters, pamphlets, radio, TV).	89
205	During the past 12 months, have you participated in any alcohol prevention programs or seen any alcohol prevention messages in your school or community? No	89
206	How wrong do your parents feel it would be for YOU to: drink beer, wine or hard liquor (for example, vodka, whiskey or gin) regularly?	90
207	How wrong do your parents feel it would be for YOU to: smoke cigarettes?	90
208	How wrong do your parents feel it would be for YOU to: smoke marijuana?	90
209	How wrong do your parents feel it would be for YOU to: steal something worth more than \$5?	91

210	How wrong do your parents feel it would be for YOU to: draw graffiti, write things, or draw pictures on buildings or other property (without the owner's permission)?	91
211	How wrong do your parents feel it would be for YOU to: pick a fight with someone?	91
212	During the past 12 months, have you talked with at least one of your parents about the dangers of underage drinking and/or drinking and driving? By parents, we mean either your biological parents, adoptive parents, stepparents, or adult guardians - whether or not they live with you.	92
213	Have any of your brothers or sisters ever: drunk beer, wine or hard liquor (for example, vodka, whiskey or gin)?	92
214	Have any of your brothers or sisters ever: smoked marijuana?	92
215	Have any of your brothers or sisters ever: smoked cigarettes?	92
216	Have any of your brothers or sisters ever: taken a handgun to school?	93
217	Have any of your brothers or sisters ever: been suspended or expelled from school?	93
218	The rules in my family are clear.	93
219	People in my family often insult or yell at each other.	94
220	When I am not at home, one of my parents knows where I am and who I am with.	94
221	We argue about the same things in my family over and over.	94
222	If you drank some beer or wine or liquor (for example, vodka, whiskey, or gin) without your parents' permission, would you be caught by your parents?	95
223	My family has clear rules about alcohol and drug use.	95
224	If you carried a handgun without your parents' permission, would you be caught by your parents?	95
225	If you skipped school would you be caught by your parents?	96
226	Do you feel very close to your mother?	96
227	Do you share your thoughts and feelings with your mother?	96
228	My parents ask me what I think before most family decisions affecting me are made.	97
229	Do you share your thoughts and feelings with your father?	97
230	Do you enjoy spending time with your mother?	97
231	Do you enjoy spending time with your father?	98
232	If I had a personal problem, I could ask my mom or dad for help.	98
233	Do you feel very close to your father?	98
234	My parents give me lots of chances to do fun things with them.	99
235	My parents ask if I've gotten my homework done.	99
236	People in my family have serious arguments.	99
237	Would your parents know if you did not come home on time?	100
238	It is important to be honest with your parents, even if they become upset or you get punished.	100

239	My parents notice when I am doing a good job and let me know about it.	100
240	How often do your parents tell you they're proud of you for something you've done?	101
241	How many brothers and sisters, including stepbrothers and sisters, do you have that are younger than you?	101
242	How many brothers and sisters, including stepbrothers and sisters, do you have that are older than you?	101
243	Have you changed homes in the past year (the last 12 months)?	102
244	How many times have you changed homes since kindergarten?	102
245	Have you changed schools (including changing from elementary to middle and middle to high school) in the past year?	102
246	How many times have you changed schools since kindergarten (including changing from elementary to middle and middle to high school)?	103
247	Has anyone in your family ever had severe alcohol or drug problems?	103
248	About how many adults (over 21) have you known personally who in the past year have: used marijuana, crack, cocaine, or other drugs?	103
249	About how many adults (over 21) have you known personally who in the past year have: sold or dealt drugs?	104
250	About how many adults (over 21) have you known personally who in the past year have: done other things that could get them in trouble with the police, like stealing, selling stolen goods, mugging or assaulting others, etc.?	104
251	About how many adults (over 21) have you known personally who in the past year have: gotten drunk or high?	104
252	Have you seen or heard information about underage drinking in the past 12 months from the following sources? Radio	105
253	Have you seen or heard information about underage drinking in the past 12 months from the following sources? TV.	105
254	Have you seen or heard information about underage drinking in the past 12 months from the following sources? Print. This includes information on underage drinking you may have seen in the newspaper, on a billboard, in pamphlets, on stickers, etc.	105
255	Have you seen or heard information about underage drinking in the past 12 months from the following sources? Website or social media? (Facebook, Myspace, website, etc.)	105
256	The next questions ask about your opinions of the information you saw or heard. If you have seen or heard more than one ad, please think about your favorite ad when answering these questions. The information about underage drinking that I saw or heard was convincing.	106

257	The next questions ask about your opinions of the information you saw or heard. If you have seen or heard more than one ad, please think about your favorite ad when answering these questions. The information about underage drinking that I saw or heard grabbed my attention.	106
258	The next questions ask about your opinions of the information you saw or heard. If you have seen or heard more than one ad, please think about your favorite ad when answering these questions. The information about underage drinking that I saw or heard said something important to me.	106
259	The next questions ask about your opinions of the information you saw or heard. If you have seen or heard more than one ad, please think about your favorite ad when answering these questions. Seeing or hearing this information about underage drinking made me want to stop or decrease my drinking.	107
260	How honest were you in filling out this survey?	107

List of Figures

1	Grade Chart	12
2	Gender Chart	13
3	Age Chart	14
4	Ethnic Origin Chart	15

1 INTRODUCTION

This report was generated from data collected on the *2010 Arkansas Prevention Needs Assessment Student Survey*. This report contains basic frequency tables of all data collected and graphs on the selected demographic variables of grade, gender, age and ethnic origin. The graph on ethnic origin is represented as a bar chart rather than as a pie chart. This is because students were allowed to mark more than one response for ethnic origin as opposed to being allowed to mark only one response. The bars represent the percent of students who marked each of the ethnic categories.

Questions regarding the information found in this report can be directed to:

Pride Surveys

160 Vanderbilt Court
Bowling Green, KY 42103
1-800-279-6361
www.pridesurveys.com

Grade Chart

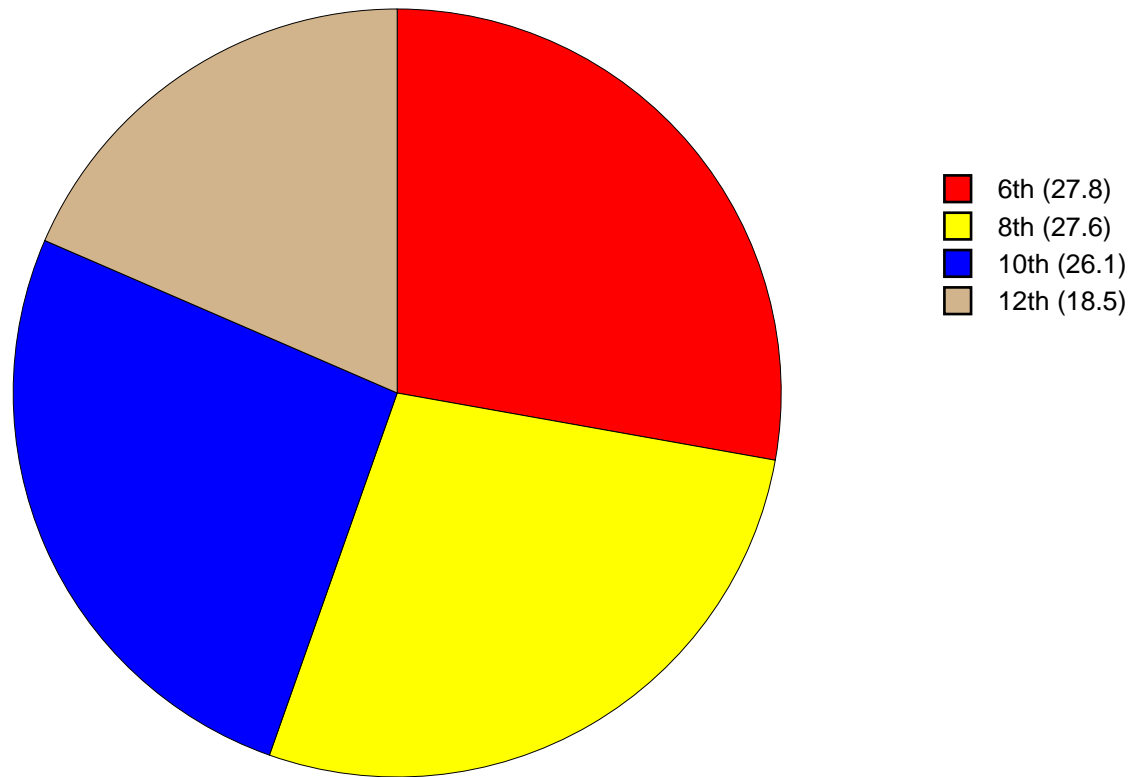


Figure 1: Grade Chart

Gender Chart

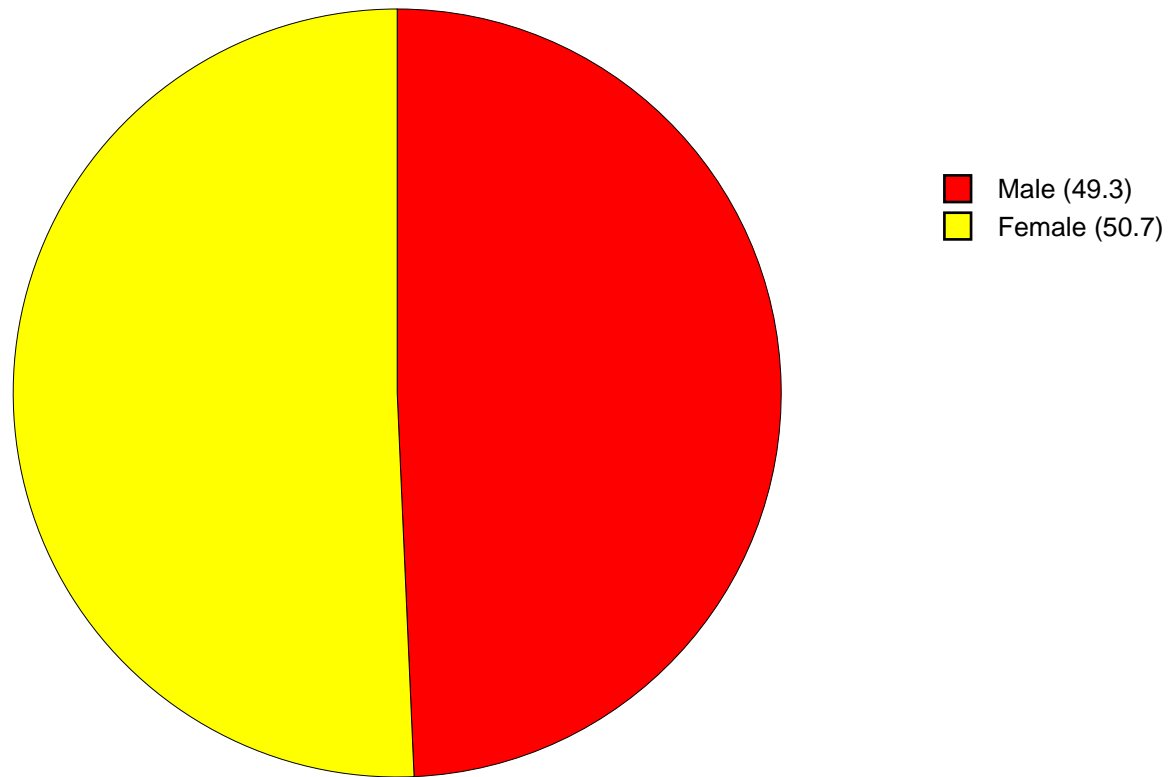


Figure 2: Gender Chart

Age Chart

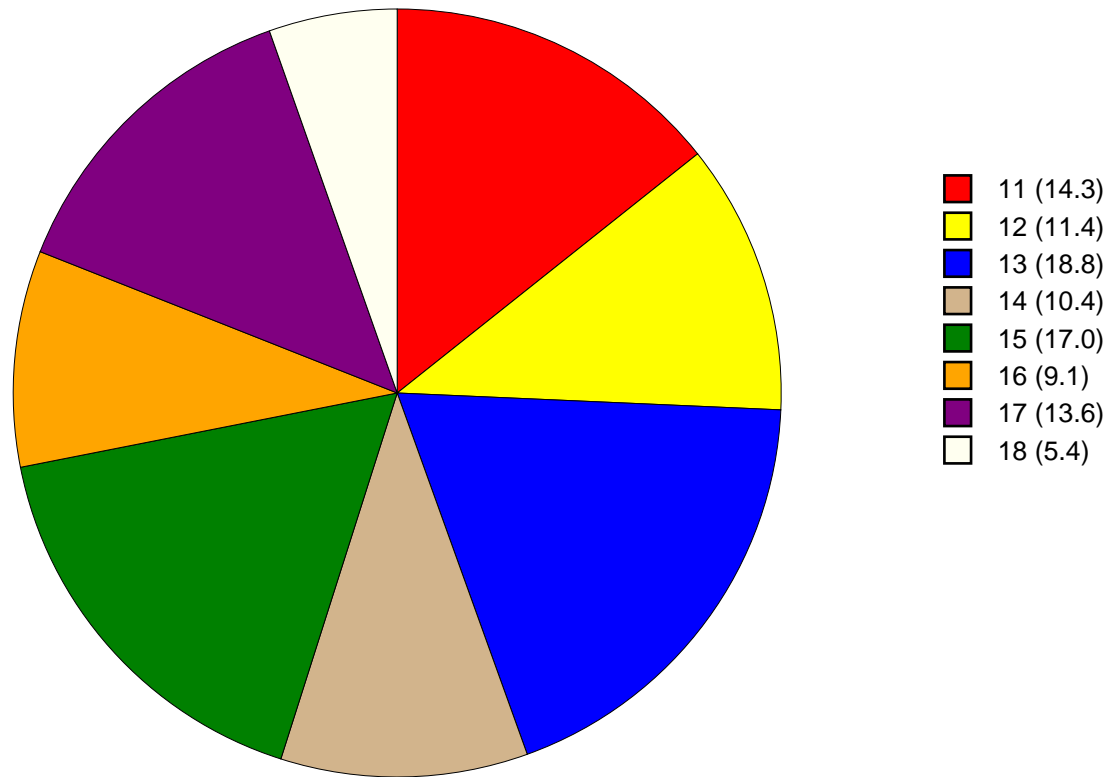


Figure 3: Age Chart

Ethnic Origin Chart

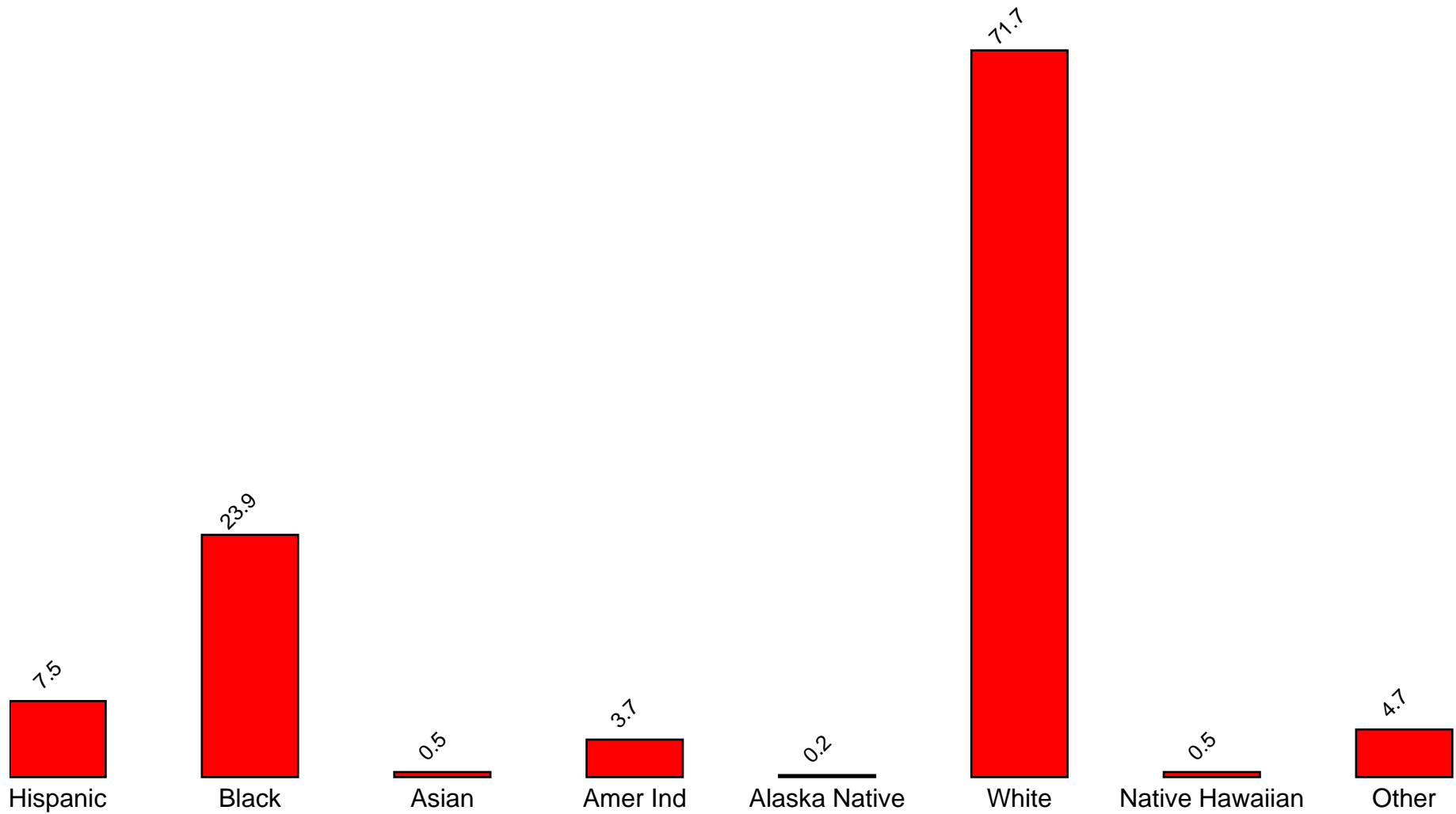


Figure 4: Ethnic Origin Chart

2 PERCENTAGE TABLES

The following tables contain frequency distribution detailing how your students responded to each question on the survey. The tables appear in the same order as the questions on the survey. The tables include breakdowns by grade level as well as overall percentages. The *N of Valid* row is a frequency count of the number of valid responses to each question for each grade and overall. The *N of Miss* row is a frequency count of the number of invalid (marked more than one response) or missing (i.e. did not respond) responses to each question for each grade and overall.

For the questions that allowed more than one response (i.e. race, live with, etc.) each response becomes a separate table. If a student did not mark the response, that was counted as a NO response, and if they did mark the response, that was counted as a YES response. Since a non response is a valid response for these questions, the *N of Miss* will always be zero for these questions.

Table 1: Sex



Response	6	8	10	12	Total	
Male	46.4	57.7	50.0	40.0	49.3	
Female	53.6	42.3	50.0	60.0	50.7	
N of Valid	112	111	106	75	404	
N of Miss	1	1	0	0	2	

Table 2: Age









Response	6	8	10	12	Total	
10 or younger	0.0	0.0	0.0	0.0	0.0	
11	51.3	0.0	0.0	0.0	14.3	
12	40.7	0.0	0.0	0.0	11.4	
13	8.0	59.8	0.0	0.0	18.8	
14	0.0	34.8	2.9	0.0	10.4	
15	0.0	5.4	60.0	0.0	17.0	
16	0.0	0.0	35.2	0.0	9.1	
17	0.0	0.0	1.9	70.7	13.6	
18	0.0	0.0	0.0	29.3	5.4	
19 or older	0.0	0.0	0.0	0.0	0.0	
N of Valid	113	112	105	75	405	
N of Miss	0	0	1	0	1	

Table 3: Are you Hispanic or Latino?



Response	6	8	10	12	Total	
No	89.6	93.3	92.2	95.9	92.5	
Yes	10.4	6.7	7.8	4.1	7.5	
N of Valid	106	105	103	73	387	
N of Miss	7	7	3	2	19	

Table 4: What is your race? Black or African American



Response	6	8	10	12	Total	
No	78.8	76.8	75.5	72.0	76.1	
Yes	21.2	23.2	24.5	28.0	23.9	
N of Valid	113	112	106	75	406	
N of Miss	0	0	0	0	0	

Table 5: What is your race? Asian



Response	6	8	10	12	Total	
No	100.0	100.0	99.1	98.7	99.5	
Yes	0.0	0.0	0.9	1.3	0.5	
N of Valid	113	112	106	75	406	
N of Miss	0	0	0	0	0	

Table 6: What is your race? American Indian



Response	6	8	10	12	Total	
No	92.9	97.3	96.2	100.0	96.3	
Yes	7.1	2.7	3.8	0.0	3.7	
N of Valid	113	112	106	75	406	
N of Miss	0	0	0	0	0	

Table 7: What is your race? Alaska Native



Response	6	8	10	12	Total	
No	99.1	100.0	100.0	100.0	99.8	
Yes	0.9	0.0	0.0	0.0	0.2	
N of Valid	113	112	106	75	406	
N of Miss	0	0	0	0	0	

Table 8: What is your race? White



Response	6	8	10	12	Total	
No	29.2	25.9	31.1	26.7	28.3	
Yes	70.8	74.1	68.9	73.3	71.7	
N of Valid	113	112	106	75	406	
N of Miss	0	0	0	0	0	

Table 9: What is your race? Native Hawaiian or Other Pacific Islander



Response	6	8	10	12	Total	
No	100.0	100.0	98.1	100.0	99.5	
Yes	0.0	0.0	1.9	0.0	0.5	
N of Valid	113	112	106	75	406	
N of Miss	0	0	0	0	0	

Table 10: What is your race? Other



Response	6	8	10	12	Total	
No	92.0	98.2	96.2	94.7	95.3	
Yes	8.0	1.8	3.8	5.3	4.7	
N of Valid	113	112	106	75	406	
N of Miss	0	0	0	0	0	

Table 11: What is the highest level of schooling completed by your mother or father?









Response	6	8	10	12	Total	
Completed grade school or less	0.9	0.9	1.0	1.3	1.0	
Some high school	2.7	6.3	7.8	9.3	6.3	
Completed high school	16.4	15.3	26.5	28.0	20.9	
Some college	10.9	23.4	18.6	25.3	19.1	
Completed college	17.3	24.3	22.5	21.3	21.4	
Graduate or professional school after college	10.0	4.5	9.8	10.7	8.5	
Don't know	38.2	25.2	13.7	2.7	21.6	
Does not apply	3.6	0.0	0.0	1.3	1.3	
N of Valid	110	111	102	75	398	
N of Miss	2	1	2	0	5	

Table 12: Think of where you live most of the time. Which of the following people live there with you? Mother



Response	6	8	10	12	Total	
No	11.5	19.6	16.0	16.0	15.8	
Yes	88.5	80.4	84.0	84.0	84.2	
N of Valid	113	112	106	75	406	
N of Miss	0	0	0	0	0	

Table 13: Think of where you live most of the time. Which of the following people live there with you? Stepmother



Response	6	8	10	12	Total	
No	96.5	91.1	94.3	94.7	94.1	
Yes	3.5	8.9	5.7	5.3	5.9	
N of Valid	113	112	106	75	406	
N of Miss	0	0	0	0	0	

Table 14: Think of where you live most of the time. Which of the following people live there with you? Foster Mother



Response	6	8	10	12	Total	
No	99.1	99.1	100.0	100.0	99.5	
Yes	0.9	0.9	0.0	0.0	0.5	
N of Valid	113	112	106	75	406	
N of Miss	0	0	0	0	0	

Table 15: Think of where you live most of the time. Which of the following people live there with you? Grandmother



Response	6	8	10	12	Total	
No	85.8	83.9	86.8	93.3	86.9	
Yes	14.2	16.1	13.2	6.7	13.1	
N of Valid	113	112	106	75	406	
N of Miss	0	0	0	0	0	

Table 16: Think of where you live most of the time. Which of the following people live there with you? Aunt



Response	6	8	10	12	Total	
No	92.9	95.5	95.3	92.0	94.1	
Yes	7.1	4.5	4.7	8.0	5.9	
N of Valid	113	112	106	75	406	
N of Miss	0	0	0	0	0	

Table 17: Think of where you live most of the time. Which of the following people live there with you? Father



Response	6	8	10	12	Total	
No	41.6	43.8	35.8	52.0	42.6	
Yes	58.4	56.3	64.2	48.0	57.4	
N of Valid	113	112	106	75	406	
N of Miss	0	0	0	0	0	

Table 18: Think of where you live most of the time. Which of the following people live there with you? Stepfather



Response	6	8	10	12	Total	
No	85.0	87.5	87.7	80.0	85.5	
Yes	15.0	12.5	12.3	20.0	14.5	
N of Valid	113	112	106	75	406	
N of Miss	0	0	0	0	0	

Table 19: Think of where you live most of the time. Which of the following people live there with you? Foster Father



Response	6	8	10	12	Total	
No	100.0	99.1	100.0	100.0	99.8	
Yes	0.0	0.9	0.0	0.0	0.2	
N of Valid	113	112	106	75	406	
N of Miss	0	0	0	0	0	

Table 20: Think of where you live most of the time. Which of the following people live there with you? Grandfather



Response	6	8	10	12	Total	
No	91.2	92.0	93.4	96.0	92.9	
Yes	8.8	8.0	6.6	4.0	7.1	
N of Valid	113	112	106	75	406	
N of Miss	0	0	0	0	0	

Table 21: Think of where you live most of the time. Which of the following people live there with you? Uncle



Response	6	8	10	12	Total	
No	88.5	94.6	94.3	93.3	92.6	
Yes	11.5	5.4	5.7	6.7	7.4	
N of Valid	113	112	106	75	406	
N of Miss	0	0	0	0	0	

Table 22: Think of where you live most of the time. Which of the following people live there with you? Other Adults

Response	6	8	10	12	Total	
No	97.3	96.4	97.2	98.7	97.3	
Yes	2.7	3.6	2.8	1.3	2.7	
N of Valid	113	112	106	75	406	
N of Miss	0	0	0	0	0	

Table 23: Think of where you live most of the time. Which of the following people live there with you? Brother(s)

Response	6	8	10	12	Total	
No	60.2	52.7	59.4	68.0	59.4	
Yes	39.8	47.3	40.6	32.0	40.6	
N of Valid	113	112	106	75	406	
N of Miss	0	0	0	0	0	

Table 24: Think of where you live most of the time. Which of the following people live there with you? Stepbrother(s)

Response	6	8	10	12	Total	
No	96.5	97.3	94.3	97.3	96.3	
Yes	3.5	2.7	5.7	2.7	3.7	
N of Valid	113	112	106	75	406	
N of Miss	0	0	0	0	0	

Table 25: Think of where you live most of the time. Which of the following people live there with you? Sister(s)

Response	6	8	10	12	Total	
No	64.6	54.5	65.1	60.0	61.1	
Yes	35.4	45.5	34.9	40.0	38.9	
N of Valid	113	112	106	75	406	
N of Miss	0	0	0	0	0	

Table 26: Think of where you live most of the time. Which of the following people live there with you? Stepsister(s)

Response	6	8	10	12	Total	
No	96.5	94.6	99.1	100.0	97.3	
Yes	3.5	5.4	0.9	0.0	2.7	
N of Valid	113	112	106	75	406	
N of Miss	0	0	0	0	0	

Table 27: Think of where you live most of the time. Which of the following people live there with you? Other Children

Response	6	8	10	12	Total	
No	95.6	92.9	89.6	88.0	91.9	
Yes	4.4	7.1	10.4	12.0	8.1	
N of Valid	113	112	106	75	406	
N of Miss	0	0	0	0	0	

Table 28: In my school, students have lots of chances to help decide things like class activities and rules.

Response	6	8	10	12	Total	
NO!	27.7	9.0	9.5	23.0	16.9	
no	38.4	33.3	32.4	39.2	35.6	
yes	26.8	49.5	41.0	29.7	37.3	
YES!	7.1	8.1	17.1	8.1	10.2	
N of Valid	112	111	105	74	402	
N of Miss	1	1	1	1	3	

Table 29: Teachers ask me to work on special classroom projects.

Response	6	8	10	12	Total	
NO!	13.4	9.0	10.5	8.1	10.4	
no	21.4	36.9	35.2	47.3	34.1	
yes	43.8	44.1	45.7	35.1	42.8	
YES!	21.4	9.9	8.6	9.5	12.7	
N of Valid	112	111	105	74	402	
N of Miss	1	1	1	1	3	

Table 30: My teacher(s) notices when I am doing a good job and lets me know about it.

Response	6	8	10	12	Total
NO!	7.1	3.6	3.8	8.1	5.5
no	10.6	9.9	15.2	21.6	13.6
yes	38.9	51.4	47.6	58.1	48.1
YES!	43.4	35.1	33.3	12.2	32.8
N of Valid	113	111	105	74	403
N of Miss	0	1	1	1	3

Table 31: There are lots of chances for students in my school to get involved in sports, clubs, and other school activities outside of class.

Response	6	8	10	12	Total
NO!	18.6	1.8	0.9	1.4	6.2
no	11.5	3.6	0.9	2.7	4.9
yes	37.2	42.0	30.2	44.6	38.0
YES!	32.7	52.7	67.9	51.4	50.9
N of Valid	113	112	106	74	405
N of Miss	0	0	0	1	1

Table 32: There are lots of chances for students in my school to talk with a teacher one-on-one.

Response	6	8	10	12	Total
NO!	7.1	2.7	1.0	2.7	3.5
no	18.6	23.6	23.8	12.2	20.1
yes	42.5	42.7	44.8	59.5	46.3
YES!	31.9	30.9	30.5	25.7	30.1
N of Valid	113	110	105	74	402
N of Miss	0	2	1	1	4

Table 33: I feel safe at my school.

Response	6	8	10	12	Total	
NO!	9.9	3.6	5.8	5.4	6.2	
no	7.2	5.4	5.8	10.8	7.0	
yes	36.9	57.1	56.7	60.8	52.1	
YES!	45.9	33.9	31.7	23.0	34.7	
N of Valid	111	112	104	74	401	
N of Miss	1	0	2	1	4	

Table 34: The school lets my parents know when I have done something well.

Response	6	8	10	12	Total	
NO!	13.4	7.2	9.6	12.3	10.5	
no	25.0	26.1	41.3	53.4	34.8	
yes	36.6	49.5	34.6	30.1	38.5	
YES!	25.0	17.1	14.4	4.1	16.3	
N of Valid	112	111	104	73	400	
N of Miss	1	1	2	2	6	

Table 35: My teachers praise me when I work hard in school.

Response	6	8	10	12	Total	
NO!	11.7	12.6	13.5	17.6	13.5	
no	34.2	32.4	38.5	39.2	35.8	
yes	34.2	44.1	39.4	40.5	39.5	
YES!	19.8	10.8	8.7	2.7	11.3	
N of Valid	111	111	104	74	400	
N of Miss	2	1	2	1	6	

Table 36: Are your school grades better than the grades of most students in your class?

Response	6	8	10	12	Total
NO!	16.5	4.5	9.6	10.7	10.3
no	33.0	28.8	26.9	24.0	28.6
yes	33.9	55.9	49.0	52.0	47.4
YES!	16.5	10.8	14.4	13.3	13.8
N of Valid	109	111	104	75	399
N of Miss	3	1	2	0	6

Table 37: I have lots of chances to be part of class discussions or activities.

Response	6	8	10	12	Total
NO!	13.3	0.0	1.9	1.3	4.4
no	15.0	7.2	10.4	12.0	11.1
yes	42.5	61.3	54.7	68.0	55.6
YES!	29.2	31.5	33.0	18.7	28.9
N of Valid	113	111	106	75	405
N of Miss	0	1	0	0	1

Table 38: Now thinking back over the past year in school, how often did you: enjoy being in school?

Response	6	8	10	12	Total
Never	10.7	7.3	5.8	4.0	7.2
Seldom	8.9	6.4	12.5	6.7	8.7
Sometimes	42.0	34.5	35.6	41.3	38.2
Often	25.9	34.5	36.5	36.0	32.9
Almost always	12.5	17.3	9.6	12.0	13.0
N of Valid	112	110	104	75	401
N of Miss	1	2	2	0	5

Table 39: Now thinking back over the past year in school, how often did you: hate being in school?






Response	6	8	10	12	Total	
Never	18.2	15.3	9.7	5.3	12.8	
Seldom	17.3	30.6	33.0	25.3	26.6	
Sometimes	41.8	31.5	30.1	49.3	37.3	
Often	13.6	11.7	17.5	14.7	14.3	
Almost always	9.1	10.8	9.7	5.3	9.0	
N of Valid	110	111	103	75	399	
N of Miss	2	1	3	0	6	

Table 40: Now thinking back over the past year in school, how often did you: try to do your best work in school?





Response	6	8	10	12	Total	
Never	0.0	0.0	0.0	0.0	0.0	
Seldom	0.0	0.9	2.9	5.4	2.0	
Sometimes	5.4	3.6	14.6	13.5	8.8	
Often	19.8	27.0	31.1	29.7	26.6	
Almost always	74.8	68.5	51.5	51.4	62.7	
N of Valid	111	111	103	74	399	
N of Miss	2	1	3	1	7	

Table 41: How often do you feel that the school work you are assigned is meaningful and important?






Response	6	8	10	12	Total	
Never	4.5	6.3	4.8	2.8	4.8	
Seldom	8.9	8.1	14.4	20.8	12.3	
Sometimes	17.9	21.6	31.7	37.5	26.1	
Often	36.6	39.6	31.7	25.0	34.1	
Almost always	32.1	24.3	17.3	13.9	22.8	
N of Valid	112	111	104	72	399	
N of Miss	1	1	2	3	7	

Table 42: Putting them all together, what were your grades like last year?

Response	6	8	10	12	Total	
Mostly F's	2.7	0.0	3.8	0.0	1.8	
Mostly D's	7.2	1.8	3.8	9.5	5.3	
Mostly C's	24.3	13.6	23.1	25.7	21.3	
Mostly B's	34.2	41.8	40.4	36.5	38.3	
Mostly A's	31.5	42.7	28.8	28.4	33.3	
N of Valid	111	110	104	74	399	
N of Miss	1	1	2	1	5	

Table 43: How important do you think the things you are learning in school are going to be for your later life?

Response	6	8	10	12	Total	
Very important	63.1	48.2	32.4	14.7	41.9	
Quite important	21.6	28.2	24.8	30.7	25.9	
Fairly important	10.8	19.1	31.4	37.3	23.4	
Slightly important	3.6	3.6	9.5	16.0	7.5	
Not at all important	0.9	0.9	1.9	1.3	1.2	
N of Valid	111	110	105	75	401	
N of Miss	2	2	1	0	5	

Table 44: How interesting are most of your courses to you?

Response	6	8	10	12	Total	
Very interesting and stimulating	17.9	18.0	7.7	1.4	12.2	
Quite interesting	35.7	29.7	34.6	17.6	30.4	
Fairly interesting	27.7	37.8	34.6	55.4	37.4	
Slightly dull	10.7	8.1	12.5	21.6	12.5	
Very dull	8.0	6.3	10.6	4.1	7.5	
N of Valid	112	111	104	74	401	
N of Miss	1	1	2	1	5	

Table 45: During the LAST FOUR WEEKS how many whole days of school have you missed because you skipped or 'cut'?








Response	6	8	10	12	Total	
None	67.9	83.6	84.8	62.2	75.6	
1	10.7	6.4	8.6	13.5	9.5	
2	4.5	5.5	1.0	9.5	4.7	
3	8.0	4.5	3.8	6.8	5.7	
4-5	8.0	0.0	1.0	5.4	3.5	
6-10	0.9	0.0	0.0	2.7	0.7	
11 or more	0.0	0.0	1.0	0.0	0.2	
N of Valid	112	110	105	74	401	
N of Miss	1	2	1	1	5	

Table 46: What are the chances you would be seen as cool if you: smoked cigarettes?






Response	6	8	10	12	Total	
No or very little chance	85.5	73.9	64.8	43.2	69.0	
Little chance	6.4	13.5	15.2	25.7	14.2	
Some chance	1.8	5.4	14.3	12.2	8.0	
Pretty good chance	3.6	4.5	2.9	12.2	5.3	
Very good chance	2.7	2.7	2.9	6.8	3.5	
N of Valid	110	111	105	74	400	
N of Miss	2	1	1	1	5	

Table 47: What are the chances you would be seen as cool if you: worked hard at school?






Response	6	8	10	12	Total	
No or very little chance	7.1	8.1	6.7	14.7	8.7	
Little chance	4.5	12.6	11.4	26.7	12.7	
Some chance	10.7	19.8	29.5	25.3	20.8	
Pretty good chance	24.1	26.1	35.2	22.7	27.3	
Very good chance	53.6	33.3	17.1	10.7	30.5	
N of Valid	112	111	105	75	403	
N of Miss	1	1	1	0	3	

Table 48: What are the chances you would be seen as cool if you: began drinking alcoholic beverages regularly, that is, at least once or twice a month?






Response	6	8	10	12	Total	
No or very little chance	83.8	65.1	47.6	32.0	59.5	
Little chance	9.9	14.7	20.0	14.7	14.8	
Some chance	0.9	9.2	17.1	20.0	11.0	
Pretty good chance	0.9	7.3	8.6	22.7	8.8	
Very good chance	4.5	3.7	6.7	10.7	6.0	
N of Valid	111	109	105	75	400	
N of Miss	2	3	1	0	6	

Table 49: What are the chances you would be seen as cool if you: defended someone who was being verbally abused at school?






Response	6	8	10	12	Total	
No or very little chance	23.4	12.7	11.7	5.3	14.0	
Little chance	8.1	11.8	12.6	20.0	12.5	
Some chance	9.9	24.5	20.4	33.3	21.1	
Pretty good chance	24.3	20.9	32.0	30.7	26.6	
Very good chance	34.2	30.0	23.3	10.7	25.8	
N of Valid	111	110	103	75	399	
N of Miss	2	2	3	0	7	

Table 50: What are the chances you would be seen as cool if you: smoked marijuana?






Response	6	8	10	12	Total	
No or very little chance	90.1	76.4	62.9	38.7	69.6	
Little chance	5.4	9.1	13.3	14.7	10.2	
Some chance	0.9	6.4	9.5	12.0	6.7	
Pretty good chance	0.0	2.7	6.7	16.0	5.5	
Very good chance	3.6	5.5	7.6	18.7	8.0	
N of Valid	111	110	105	75	401	
N of Miss	2	2	1	0	5	

Table 51: What are the chances you would be seen as cool if you: carried a handgun?


Response	6	8	10	12	Total	
No or very little chance	78.2	69.1	78.1	68.0	73.8	
Little chance	9.1	16.4	11.4	13.3	12.5	
Some chance	4.5	7.3	2.9	9.3	5.8	
Pretty good chance	1.8	5.5	4.8	5.3	4.3	
Very good chance	6.4	1.8	2.9	4.0	3.8	
N of Valid	110	110	105	75	400	
N of Miss	3	2	1	0	6	

Table 52: What are the chances you would be seen as cool if you: regularly volunteered to do community service?


Response	6	8	10	12	Total	
No or very little chance	26.4	22.9	20.0	25.3	23.6	
Little chance	16.4	22.0	20.0	29.3	21.3	
Some chance	14.5	28.4	31.4	22.7	24.3	
Pretty good chance	18.2	10.1	20.0	16.0	16.0	
Very good chance	24.5	16.5	8.6	6.7	14.8	
N of Valid	110	109	105	75	399	
N of Miss	3	3	1	0	7	

Table 53: Think of your four best friends (the friends you feel closest to). In the past year (12 months), how many of your best friends have: participated in clubs, organizations or activities at school?


Response	6	8	10	12	Total	
0	22.7	7.5	3.9	8.0	10.9	
1	16.4	8.4	11.7	5.3	10.9	
2	17.3	18.7	18.4	21.3	18.7	
3	12.7	15.9	15.5	12.0	14.2	
4	30.9	49.5	50.5	53.3	45.3	
N of Valid	110	107	103	75	395	
N of Miss	3	5	3	0	11	

Table 54: Think of your four best friends (the friends you feel closest to). In the past year (12 months), how many of your best friends have: smoked cigarettes?






Response	6	8	10	12	Total	
0	88.9	81.7	59.2	50.0	71.8	
1	7.4	8.3	13.6	21.6	11.9	
2	2.8	4.6	10.7	5.4	5.8	
3	0.0	2.8	2.9	9.5	3.3	
4	0.9	2.8	13.6	13.5	7.1	
N of Valid	108	109	103	74	394	
N of Miss	5	3	3	1	12	

Table 55: Think of your four best friends (the friends you feel closest to). In the past year (12 months), how many of your best friends have: tried beer, wine or hard liquor (for example, vodka, whiskey, or gin) when their parents didn't know about it?






Response	6	8	10	12	Total	
0	85.3	57.9	33.0	18.9	51.7	
1	10.1	19.6	24.3	10.8	16.5	
2	0.9	12.1	9.7	20.3	9.9	
3	1.8	2.8	6.8	17.6	6.4	
4	1.8	7.5	26.2	32.4	15.5	
N of Valid	109	107	103	74	393	
N of Miss	4	4	3	1	12	

Table 56: Think of your four best friends (the friends you feel closest to). In the past year (12 months), how many of your best friends have: made a commitment to stay drug-free?






Response	6	8	10	12	Total	
0	10.3	19.3	19.6	39.2	20.7	
1	3.7	9.2	17.6	14.9	11.0	
2	2.8	6.4	12.7	12.2	8.2	
3	13.1	16.5	12.7	6.8	12.8	
4	70.1	48.6	37.3	27.0	47.4	
N of Valid	107	109	102	74	392	
N of Miss	5	3	4	1	13	

Table 57: Think of your four best friends (the friends you feel closest to). In the past year (12 months), how many of your best friends have: used marijuana?






Response	6	8	10	12	Total	
0	92.4	87.2	63.7	56.8	76.7	
1	3.8	8.3	7.8	8.1	6.9	
2	1.0	0.0	8.8	6.8	3.8	
3	1.0	3.7	10.8	12.2	6.4	
4	1.9	0.9	8.8	16.2	6.2	
N of Valid	105	109	102	74	390	
N of Miss	6	3	4	1	14	

Table 58: Think of your four best friends (the friends you feel closest to). In the past year (12 months), how many of your best friends have: tried to do well in school?






Response	6	8	10	12	Total	
0	4.7	1.8	1.9	1.3	2.5	
1	0.9	3.7	4.9	5.3	3.6	
2	8.4	4.6	8.7	9.3	7.6	
3	12.1	15.6	33.0	10.7	18.3	
4	73.8	74.3	51.5	73.3	68.0	
N of Valid	107	109	103	75	394	
N of Miss	6	3	3	0	12	

Table 59: Think of your four best friends (the friends you feel closest to). In the past year (12 months), how many of your best friends have: used LSD, cocaine, amphetamines, or other illegal drugs?





Response	6	8	10	12	Total	
0	97.2	95.4	89.3	92.0	93.7	
1	1.8	3.7	6.8	6.7	4.6	
2	0.0	0.9	0.0	0.0	0.3	
3	0.0	0.0	0.0	0.0	0.0	
4	0.9	0.0	3.9	1.3	1.5	
N of Valid	109	108	103	75	395	
N of Miss	4	4	3	0	11	

Table 60: Think of your four best friends (the friends you feel closest to). In the past year (12 months), how many of your best friends have: been suspended from school?






Response	6	8	10	12	Total	
0	56.0	60.7	53.4	74.3	60.1	
1	22.9	22.4	23.3	12.2	20.9	
2	11.9	12.1	12.6	5.4	10.9	
3	1.8	2.8	2.9	4.1	2.8	
4	7.3	1.9	7.8	4.1	5.3	
N of Valid	109	107	103	74	393	
N of Miss	4	5	3	1	13	

Table 61: Think of your four best friends (the friends you feel closest to). In the past year (12 months), how many of your best friends have: liked school?






Response	6	8	10	12	Total	
0	25.2	20.8	28.2	21.3	24.0	
1	10.3	9.4	19.4	13.3	13.0	
2	27.1	15.1	14.6	26.7	20.5	
3	13.1	25.5	15.5	16.0	17.6	
4	24.3	29.2	22.3	22.7	24.8	
N of Valid	107	106	103	75	391	
N of Miss	6	6	3	0	15	

Table 62: Think of your four best friends (the friends you feel closest to). In the past year (12 months), how many of your best friends have: carried a handgun?






Response	6	8	10	12	Total	
0	89.8	95.4	96.1	92.0	93.4	
1	5.6	2.8	1.9	2.7	3.3	
2	0.9	1.9	1.0	4.0	1.8	
3	1.9	0.0	1.0	1.3	1.0	
4	1.9	0.0	0.0	0.0	0.5	
N of Valid	108	108	103	75	394	
N of Miss	5	4	3	0	12	

Table 63: Think of your four best friends (the friends you feel closest to). In the past year (12 months), how many of your best friends have: sold illegal drugs?





Response	6	8	10	12	Total	
0	97.2	98.2	94.2	84.0	94.2	
1	1.9	1.8	4.9	8.0	3.8	
2	0.0	0.0	1.0	4.0	1.0	
3	0.0	0.0	0.0	0.0	0.0	
4	0.9	0.0	0.0	4.0	1.0	
N of Valid	108	109	103	75	395	
N of Miss	5	3	3	0	11	

Table 64: Think of your four best friends (the friends you feel closest to). In the past year (12 months), how many of your best friends have: regularly attended religious services?






Response	6	8	10	12	Total	
0	32.1	12.1	6.8	12.0	16.2	
1	11.0	12.1	10.7	12.0	11.4	
2	10.1	15.9	22.3	20.0	16.8	
3	12.8	15.9	21.4	24.0	18.0	
4	33.9	43.9	38.8	32.0	37.6	
N of Valid	109	107	103	75	394	
N of Miss	4	5	3	0	12	

Table 65: Think of your four best friends (the friends you feel closest to). In the past year (12 months), how many of your best friends have: stolen or tried to steal a motor vehicle such as a car or motorcycle?





Response	6	8	10	12	Total	
0	95.4	97.2	96.1	93.2	95.7	
1	2.8	2.8	2.9	4.1	3.0	
2	0.0	0.0	1.0	0.0	0.3	
3	0.0	0.0	0.0	0.0	0.0	
4	1.8	0.0	0.0	2.7	1.0	
N of Valid	109	109	103	74	395	
N of Miss	4	3	3	1	11	

Table 66: Think of your four best friends (the friends you feel closest to). In the past year (12 months), how many of your best friends have: been arrested?






Response	6	8	10	12	Total	
0	85.5	95.4	86.4	77.3	86.9	
1	8.2	3.7	8.7	16.0	8.6	
2	2.7	0.9	2.9	4.0	2.5	
3	2.7	0.0	1.0	0.0	1.0	
4	0.9	0.0	1.0	2.7	1.0	
N of Valid	110	108	103	75	396	
N of Miss	3	4	3	0	10	

Table 67: Think of your four best friends (the friends you feel closest to). In the past year (12 months), how many of your best friends have: dropped out of school?






Response	6	8	10	12	Total	
0	94.4	98.2	82.5	86.7	90.9	
1	0.9	0.0	14.6	9.3	5.8	
2	2.8	1.8	1.9	1.3	2.0	
3	0.9	0.0	1.0	0.0	0.5	
4	0.9	0.0	0.0	2.7	0.8	
N of Valid	108	109	103	75	395	
N of Miss	5	3	3	0	11	

Table 68: Think of your four best friends (the friends you feel closest to). In the past year (12 months), how many of your best friends have: been members of a gang?






Response	6	8	10	12	Total	
0	88.1	96.3	82.5	80.0	87.4	
1	4.6	2.8	10.7	5.3	5.8	
2	1.8	0.9	2.9	6.7	2.8	
3	0.9	0.0	1.0	0.0	0.5	
4	4.6	0.0	2.9	8.0	3.5	
N of Valid	109	109	103	75	396	
N of Miss	4	3	3	0	10	

Table 69: How old were you when you first: smoked marijuana?










Response	6	8	10	12	Total	
Never	98.2	91.8	75.0	64.0	84.0	
10 or younger	0.0	0.0	1.0	2.7	0.8	
11	0.0	0.9	1.0	2.7	1.0	
12	0.9	0.9	3.8	0.0	1.5	
13	0.0	6.4	3.8	1.3	3.0	
14	0.0	0.0	5.8	4.0	2.3	
15	0.0	0.0	8.7	8.0	3.8	
16	0.9	0.0	1.0	9.3	2.3	
17 or older	0.0	0.0	0.0	8.0	1.5	
N of Valid	110	110	104	75	399	
N of Miss	3	2	1	0	6	

Table 70: How old were you when you first: smoked a cigarette, even just a puff?










Response	6	8	10	12	Total	
Never	88.9	77.1	59.0	45.3	69.5	
10 or younger	3.7	6.4	7.6	14.7	7.6	
11	4.6	5.5	7.6	6.7	6.0	
12	1.9	6.4	8.6	1.3	4.8	
13	0.0	3.7	5.7	6.7	3.8	
14	0.9	0.9	2.9	9.3	3.0	
15	0.0	0.0	7.6	1.3	2.3	
16	0.0	0.0	1.0	12.0	2.5	
17 or older	0.0	0.0	0.0	2.7	0.5	
N of Valid	108	109	105	75	397	
N of Miss	5	3	1	0	9	

Table 71: How old were you when you first: had more than a sip or two of beer, wine or hard liquor (for example, vodka, whiskey, or gin)?










Response	6	8	10	12	Total	
Never	84.5	56.0	37.5	20.3	52.4	
10 or younger	7.3	11.9	11.5	9.5	10.1	
11	4.5	5.5	3.8	4.1	4.5	
12	3.6	11.9	2.9	5.4	6.0	
13	0.0	12.8	12.5	9.5	8.6	
14	0.0	1.8	15.4	6.8	5.8	
15	0.0	0.0	11.5	8.1	4.5	
16	0.0	0.0	3.8	24.3	5.5	
17 or older	0.0	0.0	1.0	12.2	2.5	
N of Valid	110	109	104	74	397	
N of Miss	3	3	2	1	9	

Table 72: How old were you when you first: began drinking alcoholic beverages regularly, that is, at least once or twice a month?










Response	6	8	10	12	Total	
Never	98.2	90.7	81.0	58.7	84.2	
10 or younger	1.8	0.9	1.0	0.0	1.0	
11	0.0	0.0	0.0	1.3	0.3	
12	0.0	2.8	0.0	0.0	0.8	
13	0.0	3.7	1.9	1.3	1.8	
14	0.0	1.9	7.6	2.7	3.0	
15	0.0	0.0	5.7	6.7	2.8	
16	0.0	0.0	2.9	14.7	3.5	
17 or older	0.0	0.0	0.0	14.7	2.8	
N of Valid	111	108	105	75	399	
N of Miss	2	4	1	0	7	

Table 73: How old were you when you first: used phenoxydine (pox, px, breeze)?


Response	6	8	10	12	Total	
Never	100.0	100.0	100.0	100.0	100.0	
10 or younger	0.0	0.0	0.0	0.0	0.0	
11	0.0	0.0	0.0	0.0	0.0	
12	0.0	0.0	0.0	0.0	0.0	
13	0.0	0.0	0.0	0.0	0.0	
14	0.0	0.0	0.0	0.0	0.0	
15	0.0	0.0	0.0	0.0	0.0	
16	0.0	0.0	0.0	0.0	0.0	
17 or older	0.0	0.0	0.0	0.0	0.0	
N of Valid	110	108	104	75	397	
N of Miss	3	4	2	0	9	

Table 74: How old were you when you first: got suspended from school?









Response	6	8	10	12	Total	
Never	84.7	81.8	66.7	68.0	76.1	
10 or younger	6.3	3.6	9.5	5.3	6.2	
11	5.4	1.8	4.8	2.7	3.7	
12	2.7	5.5	6.7	9.3	5.7	
13	0.0	5.5	4.8	4.0	3.5	
14	0.0	1.8	4.8	8.0	3.2	
15	0.0	0.0	2.9	2.7	1.2	
16	0.0	0.0	0.0	0.0	0.0	
17 or older	0.9	0.0	0.0	0.0	0.2	
N of Valid	111	110	105	75	401	
N of Miss	2	2	1	0	5	

Table 75: How old were you when you first: got arrested?









Response	6	8	10	12	Total	
Never	97.3	98.2	91.4	92.0	95.0	
10 or younger	0.0	0.9	1.0	0.0	0.5	
11	0.0	0.9	0.0	0.0	0.3	
12	1.8	0.0	1.9	1.3	1.3	
13	0.0	0.0	0.0	1.3	0.3	
14	0.0	0.0	2.9	1.3	1.0	
15	0.0	0.0	1.9	1.3	0.8	
16	0.9	0.0	1.0	2.7	1.0	
17 or older	0.0	0.0	0.0	0.0	0.0	
N of Valid	111	109	105	75	400	
N of Miss	2	3	1	0	6	

Table 76: How old were you when you first: carried a handgun?










Response	6	8	10	12	Total	
Never	94.5	98.2	95.2	95.9	96.0	
10 or younger	2.8	0.0	0.0	0.0	0.8	
11	2.8	0.0	0.0	0.0	0.8	
12	0.0	0.0	1.0	1.4	0.5	
13	0.0	0.0	1.0	0.0	0.3	
14	0.0	1.8	0.0	0.0	0.5	
15	0.0	0.0	1.9	0.0	0.5	
16	0.0	0.0	1.0	1.4	0.5	
17 or older	0.0	0.0	0.0	1.4	0.3	
N of Valid	109	109	105	74	397	
N of Miss	3	3	1	1	8	

Table 77: How old were you when you first: attacked someone with the idea of seriously hurting them?


Response	6	8	10	12	Total	
Never	90.0	84.5	84.8	77.3	84.8	
10 or younger	5.5	2.7	3.8	2.7	3.8	
11	1.8	0.0	1.9	1.3	1.3	
12	2.7	4.5	2.9	1.3	3.0	
13	0.0	6.4	1.0	0.0	2.0	
14	0.0	1.8	2.9	1.3	1.5	
15	0.0	0.0	2.9	4.0	1.5	
16	0.0	0.0	0.0	6.7	1.3	
17 or older	0.0	0.0	0.0	5.3	1.0	
N of Valid	110	110	105	75	400	
N of Miss	3	2	1	0	6	

Table 78: How old were you when you first: belonged to a gang?


Response	6	8	10	12	Total	
Never	96.4	99.1	98.1	93.3	97.0	
10 or younger	0.9	0.0	0.0	1.3	0.5	
11	1.8	0.9	0.0	1.3	1.0	
12	0.9	0.0	1.0	1.3	0.8	
13	0.0	0.0	0.0	1.3	0.3	
14	0.0	0.0	1.0	0.0	0.3	
15	0.0	0.0	0.0	0.0	0.0	
16	0.0	0.0	0.0	0.0	0.0	
17 or older	0.0	0.0	0.0	1.3	0.3	
N of Valid	111	109	105	75	400	
N of Miss	2	3	1	0	6	

Table 79: How wrong do you think it is for someone your age to: take a handgun to school?





Response	6	8	10	12	Total	
Very wrong	87.5	91.9	90.5	90.7	90.1	
Wrong	8.0	7.2	6.7	6.7	7.2	
A little bit wrong	2.7	0.0	1.9	1.3	1.5	
Not wrong at all	1.8	0.9	1.0	1.3	1.2	
N of Valid	112	111	105	75	403	
N of Miss	1	1	1	0	3	

Table 80: How wrong do you think it is for someone your age to: steal anything worth more than \$5?





Response	6	8	10	12	Total	
Very wrong	69.4	60.4	64.4	65.3	64.8	
Wrong	23.4	29.7	30.8	32.0	28.7	
A little bit wrong	6.3	9.9	3.8	1.3	5.7	
Not wrong at all	0.9	0.0	1.0	1.3	0.7	
N of Valid	111	111	104	75	401	
N of Miss	2	1	1	0	4	

Table 81: How wrong do you think it is for someone your age to: pick a fight with someone?





Response	6	8	10	12	Total	
Very wrong	57.8	38.2	39.4	44.6	45.1	
Wrong	22.0	37.3	36.5	35.1	32.5	
A little bit wrong	16.5	20.0	18.3	18.9	18.4	
Not wrong at all	3.7	4.5	5.8	1.4	4.0	
N of Valid	109	110	104	74	397	
N of Miss	4	2	2	1	9	

Table 82: How wrong do you think it is for someone your age to: attack someone with the idea of seriously hurting them?





Response	6	8	10	12	Total	
Very wrong	75.7	70.3	68.6	61.3	69.7	
Wrong	17.1	21.6	23.8	18.7	20.4	
A little bit wrong	2.7	7.2	5.7	18.7	7.7	
Not wrong at all	4.5	0.9	1.9	1.3	2.2	
N of Valid	111	111	105	75	402	
N of Miss	2	1	1	0	4	

Table 83: How wrong do you think it is for someone your age to: stay away from school all day when their parents think they are at school?





Response	6	8	10	12	Total	
Very wrong	86.5	72.1	54.3	44.0	66.2	
Wrong	6.3	22.5	33.3	32.0	22.6	
A little bit wrong	5.4	4.5	12.4	22.7	10.2	
Not wrong at all	1.8	0.9	0.0	1.3	1.0	
N of Valid	111	111	105	75	402	
N of Miss	2	1	1	0	4	

Table 84: How wrong do you think it is for someone your age to: drink beer, wine or hard liquor (for example, vodka, whiskey, or gin) regularly?





Response	6	8	10	12	Total	
Very wrong	88.3	73.9	51.0	34.7	64.6	
Wrong	7.2	10.8	20.2	26.7	15.2	
A little bit wrong	2.7	9.9	21.2	26.7	14.0	
Not wrong at all	1.8	5.4	7.7	12.0	6.2	
N of Valid	111	111	104	75	401	
N of Miss	2	1	2	0	5	

Table 85: How wrong do you think it is for someone your age to: smoke cigarettes?





Response	6	8	10	12	Total	
Very wrong	84.7	82.0	58.1	46.7	69.9	
Wrong	8.1	11.7	22.9	30.7	17.2	
A little bit wrong	4.5	3.6	14.3	12.0	8.2	
Not wrong at all	2.7	2.7	4.8	10.7	4.7	
N of Valid	111	111	105	75	402	
N of Miss	2	1	1	0	4	

Table 86: How wrong do you think it is for someone your age to: smoke marijuana?





Response	6	8	10	12	Total	
Very wrong	94.6	91.0	67.3	62.7	80.5	
Wrong	2.7	3.6	16.3	13.3	8.5	
A little bit wrong	1.8	3.6	7.7	2.7	4.0	
Not wrong at all	0.9	1.8	8.7	21.3	7.0	
N of Valid	111	111	104	75	401	
N of Miss	2	1	2	0	5	

Table 87: How wrong do you think it is for someone your age to: use LSD, cocaine, amphetamines or another illegal drug?





Response	6	8	10	12	Total	
Very wrong	96.4	97.3	98.1	94.7	96.8	
Wrong	1.8	2.7	1.9	1.3	2.0	
A little bit wrong	0.9	0.0	0.0	4.0	1.0	
Not wrong at all	0.9	0.0	0.0	0.0	0.2	
N of Valid	111	111	105	75	402	
N of Miss	2	1	1	0	4	

Table 88: At school during the past 12 months, did you receive help from the resource teacher, speech therapist or other special education teacher?



Response	6	8	10	12	Total	
No	75.2	90.7	95.1	90.5	87.8	
Yes	24.8	9.3	4.9	9.5	12.2	
N of Valid	101	107	102	74	384	
N of Miss	12	5	4	1	22	

Table 89: How many times in the past year (12 months) have you: been suspended from school?






Response	6	8	10	12	Total	
Never	91.1	88.3	85.7	93.2	89.3	
1 to 2 times	7.1	10.8	11.4	5.4	9.0	
3 to 5 times	0.9	0.9	2.9	0.0	1.2	
6 to 9 times	0.9	0.0	0.0	0.0	0.2	
10 to 19 times	0.0	0.0	0.0	1.4	0.2	
20 to 29 times	0.0	0.0	0.0	0.0	0.0	
30 to 39 times	0.0	0.0	0.0	0.0	0.0	
40+ times	0.0	0.0	0.0	0.0	0.0	
N of Valid	112	111	105	74	402	
N of Miss	1	1	1	1	4	

Table 90: How many times in the past year (12 months) have you: carried a handgun?






Response	6	8	10	12	Total	
Never	98.2	99.1	95.2	93.2	96.8	
1 to 2 times	0.9	0.9	1.9	5.4	2.0	
3 to 5 times	0.0	0.0	1.9	1.4	0.7	
6 to 9 times	0.0	0.0	0.0	0.0	0.0	
10 to 19 times	0.0	0.0	1.0	0.0	0.2	
20 to 29 times	0.0	0.0	0.0	0.0	0.0	
30 to 39 times	0.0	0.0	0.0	0.0	0.0	
40+ times	0.9	0.0	0.0	0.0	0.2	
N of Valid	111	111	105	74	401	
N of Miss	2	1	1	1	5	

Table 91: How many times in the past year (12 months) have you: sold illegal drugs?







Response	6	8	10	12	Total	
Never	99.1	100.0	99.0	93.2	98.3	
1 to 2 times	0.0	0.0	1.0	1.4	0.5	
3 to 5 times	0.0	0.0	0.0	0.0	0.0	
6 to 9 times	0.0	0.0	0.0	1.4	0.2	
10 to 19 times	0.0	0.0	0.0	2.7	0.5	
20 to 29 times	0.0	0.0	0.0	1.4	0.2	
30 to 39 times	0.9	0.0	0.0	0.0	0.2	
40+ times	0.0	0.0	0.0	0.0	0.0	
N of Valid	111	111	105	74	401	
N of Miss	2	1	1	1	5	

Table 92: How many times in the past year (12 months) have you: stolen or tried to steal a motor vehicle such as a car or motorcycle?





Response	6	8	10	12	Total	
Never	98.2	98.2	98.1	97.3	98.0	
1 to 2 times	1.8	0.0	1.9	1.4	1.2	
3 to 5 times	0.0	0.9	0.0	0.0	0.2	
6 to 9 times	0.0	0.0	0.0	0.0	0.0	
10 to 19 times	0.0	0.0	0.0	0.0	0.0	
20 to 29 times	0.0	0.0	0.0	0.0	0.0	
30 to 39 times	0.0	0.0	0.0	0.0	0.0	
40+ times	0.0	0.9	0.0	1.4	0.5	
N of Valid	112	111	105	73	401	
N of Miss	1	1	1	2	5	

Table 93: How many times in the past year (12 months) have you: participated in clubs, organizations or activities at school?

Response	6	8	10	12	Total	
Never	33.0	11.8	13.3	14.9	18.7	
1 to 2 times	33.9	23.6	16.2	20.3	23.9	
3 to 5 times	13.4	15.5	28.6	13.5	18.0	
6 to 9 times	6.3	12.7	5.7	17.6	10.0	
10 to 19 times	3.6	10.0	9.5	9.5	8.0	
20 to 29 times	4.5	6.4	8.6	5.4	6.2	
30 to 39 times	0.9	1.8	1.9	4.1	2.0	
40+ times	4.5	18.2	16.2	14.9	13.2	
N of Valid	112	110	105	74	401	
N of Miss	1	2	1	1	5	

Table 94: How many times in the past year (12 months) have you: been arrested?

Response	6	8	10	12	Total	
Never	97.3	100.0	96.2	97.3	97.8	
1 to 2 times	1.8	0.0	3.8	2.7	2.0	
3 to 5 times	0.0	0.0	0.0	0.0	0.0	
6 to 9 times	0.0	0.0	0.0	0.0	0.0	
10 to 19 times	0.0	0.0	0.0	0.0	0.0	
20 to 29 times	0.0	0.0	0.0	0.0	0.0	
30 to 39 times	0.0	0.0	0.0	0.0	0.0	
40+ times	0.9	0.0	0.0	0.0	0.3	
N of Valid	112	110	104	74	400	
N of Miss	1	2	2	1	6	

Table 95: How many times in the past year (12 months) have you: done extra work on your own for school?









Response	6	8	10	12	Total	
Never	28.8	27.3	24.8	21.6	26.0	
1 to 2 times	27.0	22.7	27.6	17.6	24.3	
3 to 5 times	15.3	18.2	19.0	16.2	17.3	
6 to 9 times	5.4	8.2	12.4	21.6	11.0	
10 to 19 times	3.6	6.4	3.8	5.4	4.8	
20 to 29 times	6.3	6.4	3.8	5.4	5.5	
30 to 39 times	2.7	5.5	1.9	2.7	3.3	
40+ times	10.8	5.5	6.7	9.5	8.0	
N of Valid	111	110	105	74	400	
N of Miss	2	2	1	1	6	

Table 96: How many times in the past year (12 months) have you: attacked someone with the idea of seriously hurting them?








Response	6	8	10	12	Total	
Never	90.2	85.6	89.5	89.0	88.5	
1 to 2 times	5.4	11.7	8.6	6.8	8.2	
3 to 5 times	0.9	1.8	1.9	2.7	1.7	
6 to 9 times	0.0	0.0	0.0	1.4	0.2	
10 to 19 times	1.8	0.0	0.0	0.0	0.5	
20 to 29 times	0.9	0.0	0.0	0.0	0.2	
30 to 39 times	0.0	0.0	0.0	0.0	0.0	
40+ times	0.9	0.9	0.0	0.0	0.5	
N of Valid	112	111	105	73	401	
N of Miss	1	1	1	2	5	

Table 97: How many times in the past year (12 months) have you: been drunk or high at school?








Response	6	8	10	12	Total	
Never	96.4	95.5	87.5	79.7	90.8	
1 to 2 times	1.8	3.6	10.6	4.1	5.0	
3 to 5 times	1.8	0.9	1.9	8.1	2.8	
6 to 9 times	0.0	0.0	0.0	0.0	0.0	
10 to 19 times	0.0	0.0	0.0	2.7	0.5	
20 to 29 times	0.0	0.0	0.0	1.4	0.3	
30 to 39 times	0.0	0.0	0.0	1.4	0.3	
40+ times	0.0	0.0	0.0	2.7	0.5	
N of Valid	111	111	104	74	400	
N of Miss	2	1	1	1	5	

Table 98: How many times in the past year (12 months) have you: volunteered to do community service?









Response	6	8	10	12	Total	
Never	62.5	55.5	41.9	43.2	51.6	
1 to 2 times	17.9	25.5	21.0	17.6	20.7	
3 to 5 times	8.9	6.4	17.1	13.5	11.2	
6 to 9 times	1.8	6.4	9.5	10.8	6.7	
10 to 19 times	4.5	1.8	6.7	5.4	4.5	
20 to 29 times	2.7	0.0	1.0	2.7	1.5	
30 to 39 times	0.0	1.8	0.0	5.4	1.5	
40+ times	1.8	2.7	2.9	1.4	2.2	
N of Valid	112	110	105	74	401	
N of Miss	1	2	1	1	5	

Table 99: How many times in the past year (12 months) have you: taken a handgun to school?


Response	6	8	10	12	Total	
Never	100.0	100.0	100.0	100.0	100.0	
1 to 2 times	0.0	0.0	0.0	0.0	0.0	
3 to 5 times	0.0	0.0	0.0	0.0	0.0	
6 to 9 times	0.0	0.0	0.0	0.0	0.0	
10 to 19 times	0.0	0.0	0.0	0.0	0.0	
20 to 29 times	0.0	0.0	0.0	0.0	0.0	
30 to 39 times	0.0	0.0	0.0	0.0	0.0	
40+ times	0.0	0.0	0.0	0.0	0.0	
N of Valid	113	111	105	74	403	
N of Miss	0	1	1	1	3	

Table 100: Are you currently on probation, or assigned a probation officer with Juvenile Court?



Response	6	8	10	12	Total	
No	98.0	100.0	95.7	97.2	97.8	
Yes	2.0	0.0	4.3	2.8	2.2	
N of Valid	100	101	92	71	364	
N of Miss	13	11	14	4	42	

Table 101: Have you ever belonged to a gang?






Response	6	8	10	12	Total	
No	93.8	94.6	95.2	89.2	93.5	
No, but would like to	0.0	1.8	1.0	1.4	1.0	
Yes, in the past	2.7	1.8	2.9	5.4	3.0	
Yes, belong now	2.7	0.9	1.0	4.1	2.0	
Yes, but would like to get out	0.9	0.9	0.0	0.0	0.5	
N of Valid	113	111	105	74	403	
N of Miss	0	1	1	1	3	

Table 102: If you have ever belonged to a gang, did that gang have a name?

Response	6	8	10	12	Total
No	7.2	4.5	7.8	11.0	7.3
Yes	3.6	4.5	2.9	6.8	4.3
I have never belonged to a gang	89.2	90.9	89.3	82.2	88.4
N of Valid	111	110	103	73	397
N of Miss	1	2	1	2	6

Table 103: How many times have you done the following things? done what feels good no matter what.

Response	6	8	10	12	Total
Never	46.4	58.9	29.8	35.6	43.4
I've done it, but not in the past year	17.3	11.2	18.3	13.7	15.2
Less than once a month	4.5	4.7	20.2	15.1	10.7
About once a month	6.4	7.5	10.6	8.2	8.1
2 or 3 times a month	5.5	6.5	5.8	2.7	5.3
Once a week or more	20.0	11.2	15.4	24.7	17.3
N of Valid	110	107	104	73	394
N of Miss	3	5	2	2	12

Table 104: How many times have you done the following things? done something dangerous because someone dared you to do it.

Response	6	8	10	12	Total
Never	72.3	64.8	46.7	54.1	60.2
I've done it, but not in the past year	16.1	13.9	23.8	25.7	19.3
Less than once a month	8.9	7.4	9.5	10.8	9.0
About once a month	0.0	1.9	7.6	6.8	3.8
2 or 3 times a month	0.9	8.3	6.7	0.0	4.3
Once a week or more	1.8	3.7	5.7	2.7	3.5
N of Valid	112	108	105	74	399
N of Miss	1	4	1	1	7

Table 105: How many times have you done the following things? done crazy things even if they are a little dangerous.







Response	6	8	10	12	Total	
Never	63.1	42.6	33.3	44.6	46.2	
I've done it, but not in the past year	23.4	23.1	16.2	13.5	19.6	
Less than once a month	0.9	12.0	13.3	17.6	10.3	
About once a month	0.9	3.7	8.6	12.2	5.8	
2 or 3 times a month	6.3	7.4	14.3	6.8	8.8	
Once a week or more	5.4	11.1	14.3	5.4	9.3	
N of Valid	111	108	105	74	398	
N of Miss	1	4	1	1	7	

Table 106: You're looking at CD's in a music store with a friend. You look up and see her slip a CD under her coat. She smiles and says 'Which one do you want? Go ahead, take it while nobody's around.' There is nobody in sight, no employees and no other customers. What would you do now?





Response	6	8	10	12	Total	
Ignore her	15.2	7.3	10.6	23.0	13.3	
Grab a CD and leave the store	3.6	3.6	8.7	1.4	4.5	
Tell her to put the CD back	58.9	60.9	49.0	47.3	54.8	
Act like it is a joke, and ask her to put the CD back	22.3	28.2	31.7	28.4	27.5	
N of Valid	112	110	104	74	400	
N of Miss	1	2	2	1	6	

Table 107: You are visiting another part of town, and you don't know any of the people your age there. You are walking down the street, and some teenager you don't know is walking toward you. He is about your size, and as he is about to pass you, he deliberately bumps into you and you almost lose your balance. What would you say or do?





Response	6	8	10	12	Total	
Push the person back	19.6	19.1	16.5	9.6	16.8	
Say 'Excuse me' and keep on walking	42.0	42.7	40.8	52.1	43.7	
Say 'Watch where you are going' and keep on walking	27.7	30.9	37.9	28.8	31.4	
Swear at the person and walk away	10.7	7.3	4.9	9.6	8.0	
N of Valid	112	110	103	73	398	
N of Miss	1	2	3	1	6	

Table 108: You are at a party at someone's house, and one of your friends offers you a drink containing alcohol. What would you say or do?





Response	6	8	10	12	Total	
Drink it	6.3	14.5	34.0	43.2	22.6	
Tell your friend, 'No thanks, I don't drink' and suggest that you and your friend go and do something else	45.9	36.4	24.3	14.9	31.9	
Just say, 'No thanks' and walk away	33.3	38.2	32.0	39.2	35.4	
Make up a good excuse, tell your friend you had something else to do, and leave	14.4	10.9	9.7	2.7	10.1	
N of Valid	111	110	103	74	398	
N of Miss	2	2	2	1	7	

Table 109: It's 8:00 on a weeknight and you are about to go over to a friend's home when your mother asks you where you are going. You say 'Oh, just going to go hang out with some friends.' She says, 'No, you'll just get into trouble if you go out. Stay home tonight.' What would you do now?





Response	6	8	10	12	Total	
Leave the house anyway	5.4	2.8	2.9	4.1	3.8	
Explain what you are going to do with your friends, tell her when you will get home, and ask if you can go out	51.4	67.9	77.1	77.0	67.4	
Not say anything and start watching TV	36.0	22.0	15.2	12.2	22.3	
Get into an argument with her	7.2	7.3	4.8	6.8	6.5	
N of Valid	111	109	105	74	399	
N of Miss	2	3	1	1	6	

Table 110: How often do you attend religious services or activities?





Response	6	8	10	12	Total	
Never	25.5	7.3	4.7	4.1	11.0	
Rarely	26.4	19.3	25.5	28.4	24.6	
1-2 Times a Month	4.5	15.6	6.6	12.2	9.5	
About Once a Week or More	43.6	57.8	63.2	55.4	54.9	
N of Valid	110	109	106	74	399	
N of Miss	3	3	0	1	7	

Table 111: I do the opposite of what people tell me, just to get them mad.





Response	6	8	10	12	Total	
Very False	53.2	39.1	36.8	37.5	42.1	
Somewhat False	29.7	30.9	26.4	31.9	29.6	
Somewhat True	11.7	27.3	33.0	26.4	24.3	
Very True	5.4	2.7	3.8	4.2	4.0	
N of Valid	111	110	106	72	399	
N of Miss	2	2	0	3	7	

Table 112: I like to see how much I can get away with.





Response	6	8	10	12	Total	
Very False	61.3	48.2	37.1	38.4	47.1	
Somewhat False	18.0	24.5	29.5	24.7	24.1	
Somewhat True	17.1	19.1	27.6	27.4	22.3	
Very True	3.6	8.2	5.7	9.6	6.5	
N of Valid	111	110	105	73	399	
N of Miss	2	2	1	2	7	

Table 113: I ignore rules that get in my way.





Response	6	8	10	12	Total	
Very False	73.6	56.5	49.1	49.3	57.9	
Somewhat False	10.9	24.1	28.3	17.8	20.4	
Somewhat True	12.7	14.8	19.8	27.4	17.9	
Very True	2.7	4.6	2.8	5.5	3.8	
N of Valid	110	108	106	73	397	
N of Miss	3	4	0	2	9	

Table 114: I think sometimes it's okay to cheat at school.





Response	6	8	10	12	Total	
NO!	68.5	39.1	22.6	9.5	37.4	
no	18.0	30.9	34.0	36.5	29.2	
yes	11.7	27.3	39.6	41.9	28.9	
YES!	1.8	2.7	3.8	12.2	4.5	
N of Valid	111	110	106	74	401	
N of Miss	2	2	0	1	5	

Table 115: It is important to think before you act.





Response	6	8	10	12	Total	
NO!	3.7	0.9	0.9	0.0	1.5	
no	1.8	4.5	0.9	0.0	2.0	
yes	22.0	27.3	26.4	32.9	26.6	
YES!	72.5	67.3	71.7	67.1	69.8	
N of Valid	109	110	106	73	398	
N of Miss	4	2	0	2	8	

Table 116: Sometimes I think that life is not worth it.





Response	6	8	10	12	Total	
NO!	53.2	54.5	48.1	36.1	49.1	
no	22.0	24.5	21.7	29.2	23.9	
yes	17.4	18.2	23.6	29.2	21.4	
YES!	7.3	2.7	6.6	5.6	5.5	
N of Valid	109	110	106	72	397	
N of Miss	4	2	0	3	9	

Table 117: At times I think I am no good at all.





Response	6	8	10	12	Total	
NO!	30.6	40.0	35.8	28.4	34.2	
no	21.3	17.3	21.7	18.9	19.8	
yes	26.9	32.7	33.0	36.5	31.9	
YES!	21.3	10.0	9.4	16.2	14.1	
N of Valid	108	110	106	74	398	
N of Miss	5	2	0	1	8	

Table 118: All in all, I am inclined to think that I am a failure.





Response	6	8	10	12	Total	
NO!	50.5	63.0	53.8	42.5	53.3	
no	27.1	23.1	28.3	27.4	26.4	
yes	12.1	9.3	13.2	21.9	13.5	
YES!	10.3	4.6	4.7	8.2	6.9	
N of Valid	107	108	106	73	394	
N of Miss	6	4	0	2	12	

Table 119: In the past year, have you felt depressed or sad MOST days, even if you felt okay sometimes?





Response	6	8	10	12	Total	
NO!	28.4	31.5	31.1	21.9	28.8	
no	18.3	27.8	19.8	28.8	23.2	
yes	32.1	28.7	27.4	24.7	28.5	
YES!	21.1	12.0	21.7	24.7	19.4	
N of Valid	109	108	106	73	396	
N of Miss	4	4	0	2	10	

Table 120: It is all right to beat up people if they start the fight.





Response	6	8	10	12	Total	
NO!	47.7	25.7	25.5	15.1	29.7	
no	16.5	31.2	18.9	24.7	22.7	
yes	19.3	22.0	34.9	38.4	27.7	
YES!	16.5	21.1	20.8	21.9	19.9	
N of Valid	109	109	106	73	397	
N of Miss	4	3	0	2	9	

Table 121: I think it is okay to take something without asking if you can get away with it.





Response	6	8	10	12	Total	
NO!	74.1	68.9	73.6	66.2	71.1	
no	21.3	26.4	23.6	31.1	25.1	
yes	1.9	0.9	1.9	1.4	1.5	
YES!	2.8	3.8	0.9	1.4	2.3	
N of Valid	108	106	106	74	394	
N of Miss	5	6	0	1	12	

Table 122: Sometimes we don't know what we will do as adults, but we may have an idea. Please answer how true these statements may be for you. WHEN I AM AN ADULT I WILL: smoke cigarettes.





Response	6	8	10	12	Total	
NO!	82.1	79.6	79.2	64.9	77.4	
no	12.3	14.8	11.3	25.7	15.2	
yes	3.8	5.6	9.4	5.4	6.1	
YES!	1.9	0.0	0.0	4.1	1.3	
N of Valid	106	108	106	74	394	
N of Miss	7	4	0	1	12	

Table 123: Sometimes we don't know what we will do as adults, but we may have an idea. Please answer how true these statements may be for you. WHEN I AM AN ADULT I WILL: drink beer, wine, or liquor.





Response	6	8	10	12	Total	
NO!	70.1	40.7	34.9	17.6	42.8	
no	15.9	25.0	17.0	24.3	20.3	
yes	11.2	27.8	36.8	40.5	28.1	
YES!	2.8	6.5	11.3	17.6	8.9	
N of Valid	107	108	106	74	395	
N of Miss	6	4	0	1	11	

Table 124: Sometimes we don't know what we will do as adults, but we may have an idea. Please answer how true these statements may be for you. WHEN I AM AN ADULT I WILL: smoke marijuana.





Response	6	8	10	12	Total	
NO!	90.6	88.0	78.3	66.2	82.0	
no	8.5	8.3	14.2	13.5	10.9	
yes	0.9	0.9	7.5	9.5	4.3	
YES!	0.0	2.8	0.0	10.8	2.8	
N of Valid	106	108	106	74	394	
N of Miss	7	4	0	1	12	

Table 125: Sometimes we don't know what we will do as adults, but we may have an idea. Please answer how true these statements may be for you. WHEN I AM AN ADULT I WILL: use LSD, cocaine, amphetamines or another illegal drug.





Response	6	8	10	12	Total	
NO!	94.3	93.5	99.1	91.9	94.9	
no	5.7	5.6	0.9	6.8	4.6	
yes	0.0	0.9	0.0	0.0	0.3	
YES!	0.0	0.0	0.0	1.4	0.3	
N of Valid	106	108	106	74	394	
N of Miss	7	4	0	1	12	

Table 126: How much do you think people risk harming themselves (physically or in other ways) if they: smoked one or more packs of cigarettes per day?

Response	6	8	10	12	Total	
No risk	19.2	3.8	4.7	4.1	8.2	
Slight risk	7.7	5.7	3.8	6.8	5.9	
Moderate risk	14.4	21.7	16.0	13.5	16.7	
Great risk	58.7	68.9	75.5	75.7	69.2	
N of Valid	104	106	106	74	390	
N of Miss	9	6	0	1	16	

Table 127: How much do you think people risk harming themselves (physically or in other ways) if they: try marijuana once or twice?

Response	6	8	10	12	Total	
No risk	21.2	7.5	16.0	29.7	17.7	
Slight risk	19.2	28.3	29.2	23.0	25.1	
Moderate risk	25.0	17.9	24.5	24.3	22.8	
Great risk	34.6	46.2	30.2	23.0	34.4	
N of Valid	104	106	106	74	390	
N of Miss	9	6	0	1	16	

Table 128: How much do you think people risk harming themselves (physically or in other ways) if they: smoke marijuana regularly?

Response	6	8	10	12	Total	
No risk	20.4	3.8	5.8	13.7	10.7	
Slight risk	4.9	2.9	11.7	15.1	8.1	
Moderate risk	4.9	12.5	14.6	12.3	11.0	
Great risk	69.9	80.8	68.0	58.9	70.2	
N of Valid	103	104	103	73	383	
N of Miss	10	7	3	2	22	

Table 129: How much do you think people risk harming themselves (physically or in other ways) if they: take one or two drinks of an alcoholic beverage (beer, wine, liquor) nearly every day?

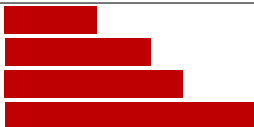
Response	6	8	10	12	Total	
No risk	21.0	6.7	13.2	8.1	12.6	
Slight risk	13.3	19.0	26.4	29.7	21.5	
Moderate risk	23.8	24.8	29.2	31.1	26.9	
Great risk	41.9	49.5	31.1	31.1	39.0	
N of Valid	105	105	106	74	390	
N of Miss	8	7	0	1	16	

Table 130: How much do you think people risk harming themselves (physically or in other ways) if they: have five or more drinks once or twice each weekend?

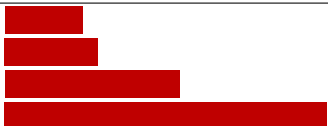
Response	6	8	10	12	Total	
No risk	21.9	4.7	6.6	6.8	10.2	
Slight risk	10.5	7.5	19.8	13.5	12.8	
Moderate risk	19.0	24.5	27.4	37.8	26.3	
Great risk	48.6	63.2	46.2	41.9	50.6	
N of Valid	105	106	106	74	391	
N of Miss	8	6	0	1	15	

Table 131: Have you ever used smokeless tobacco (chew, snuff, plug, dipping tobacco, or chewing tobacco)?


Response	6	8	10	12	Total	
Never	95.2	86.0	78.1	78.4	84.9	
Once or Twice	1.0	7.5	14.3	6.8	7.4	
Once in a while but not regularly	1.9	4.7	2.9	8.1	4.1	
Regularly in the past	1.9	0.9	1.9	1.4	1.5	
Regularly now	0.0	0.9	2.9	5.4	2.1	
N of Valid	104	107	105	74	390	
N of Miss	9	5	1	1	16	

Table 132: How often have you taken smokeless tobacco during the past 30 days?

Response	6	8	10	12	Total	
Not at all	97.1	95.3	94.3	89.2	94.4	
Once or twice	1.9	1.9	2.9	4.1	2.6	
Once or twice per week	0.0	0.0	0.0	0.0	0.0	
Three to five times per week	0.0	1.9	0.0	2.7	1.0	
About once a day	1.0	0.9	0.0	1.4	0.8	
More than once a day	0.0	0.0	2.9	2.7	1.3	
N of Valid	104	107	105	74	390	
N of Miss	9	5	1	1	16	

Table 133: Have you ever smoked cigarettes?

Response	6	8	10	12	Total	
Never	89.3	80.2	64.8	51.4	72.9	
Once or Twice	4.9	16.0	15.2	28.4	15.2	
Once in a while but not regularly	1.9	0.9	12.4	10.8	6.2	
Regularly in the past	1.9	1.9	2.9	2.7	2.3	
Regularly now	1.9	0.9	4.8	6.8	3.4	
N of Valid	103	106	105	74	388	
N of Miss	10	6	1	1	18	

Table 134: How frequently have you smoked cigarettes during the past 30 days?

Response	6	8	10	12	Total	
Not at all	95.2	96.3	85.7	79.5	90.0	
Less than one cigarette per day	3.8	1.9	8.6	8.2	5.4	
One to five cigarettes per day	1.0	1.9	3.8	8.2	3.3	
About one-half pack per day	0.0	0.0	1.9	1.4	0.8	
About one pack per day	0.0	0.0	0.0	1.4	0.3	
About one and one-half packs per day	0.0	0.0	0.0	1.4	0.3	
Two packs or more per day	0.0	0.0	0.0	0.0	0.0	
N of Valid	104	107	105	73	389	
N of Miss	9	5	1	2	17	

Table 135: Which statement best describes rules about smoking inside your home?






Response	6	8	10	12	Total	
Smoking is not allowed anywhere inside your home	69.6	65.4	62.5	68.9	66.4	
Smoking is allowed in some places and at some times	6.9	5.6	8.7	9.5	7.5	
Smoking is allowed anywhere inside the home	2.0	4.7	3.8	5.4	3.9	
There are no rules about smoking inside the home	6.9	9.3	15.4	8.1	10.1	
I don't know	14.7	15.0	9.6	8.1	12.1	
N of Valid	102	107	104	74	387	
N of Miss	10	5	2	1	18	

Table 136: Which statement best describes rules about smoking in your family cars?







Response	6	8	10	12	Total	
Smoking is never allowed in any car	57.4	45.3	56.7	54.1	53.2	
Smoking is allowed sometimes or in some cars	10.9	24.5	13.5	17.6	16.6	
Smoking is allowed in any car anytime	6.9	3.8	6.7	6.8	6.0	
There are no rules about smoking in the car	4.0	10.4	14.4	14.9	10.6	
We do not have a family car	1.0	2.8	1.9	0.0	1.6	
I don't know	19.8	13.2	6.7	6.8	11.9	
N of Valid	101	106	104	74	385	
N of Miss	12	6	2	1	21	

Table 137: During this school year, were you taught in any of your classes about the dangers of tobacco use?






Response	6	8	10	12	Total	
Strongly agree	51.0	52.4	19.2	9.6	34.8	
Agree	26.5	34.0	35.6	19.2	29.6	
Disagree	2.9	1.9	14.4	15.1	8.1	
Strongly disagree	4.9	4.9	12.5	28.8	11.5	
I don't know	14.7	6.8	18.3	27.4	16.0	
N of Valid	102	103	104	73	382	
N of Miss	11	9	1	2	23	

Table 138: During the past 12 months, have you participated in any community activities to discourage people your age from using cigarettes, chewing tobacco, snuff, dip or cigars?






Response	6	8	10	12	Total	
Strongly agree	19.0	13.5	11.8	8.1	13.4	
Agree	16.0	14.4	17.6	17.6	16.3	
Disagree	19.0	19.2	25.5	23.0	21.6	
Strongly disagree	24.0	36.5	26.5	28.4	28.9	
I don't know	22.0	16.3	18.6	23.0	19.7	
N of Valid	100	104	102	74	380	
N of Miss	13	8	3	1	25	

Table 139: On how many occasions have you had alcoholic beverages (beer, wine or hard liquor) to drink in your lifetime - more than just a few sips?








Response	6	8	10	12	Total	
0	92.4	63.6	41.7	27.4	58.8	
1-2	5.7	24.3	17.5	19.2	16.5	
3-5	0.0	7.5	10.7	11.0	7.0	
6-9	1.0	0.9	10.7	12.3	5.7	
10-19	1.0	0.9	9.7	15.1	5.9	
20-39	0.0	1.9	2.9	6.8	2.6	
40+	0.0	0.9	6.8	8.2	3.6	
N of Valid	105	107	103	73	388	
N of Miss	8	5	3	2	18	

Table 140: On how many occasions have you had beer, wine or hard liquor to drink during the past 30 days?


Response	6	8	10	12	Total	
0	97.1	89.8	76.7	64.4	83.5	
1-2	1.9	8.3	13.6	23.3	10.8	
3-5	0.0	0.9	2.9	5.5	2.1	
6-9	0.0	0.0	4.9	2.7	1.8	
10-19	0.0	0.0	1.9	2.7	1.0	
20-39	0.0	0.9	0.0	1.4	0.5	
40+	1.0	0.0	0.0	0.0	0.3	
N of Valid	105	108	103	73	389	
N of Miss	8	4	3	2	17	

Table 141: On how many occasions have you used marijuana (grass, pot) or hashish (hash, hash oil) in your lifetime?


Response	6	8	10	12	Total	
0	98.1	91.5	75.5	63.5	83.7	
1-2	1.9	6.6	12.7	9.5	7.5	
3-5	0.0	0.9	5.9	6.8	3.1	
6-9	0.0	0.0	1.0	0.0	0.3	
10-19	0.0	0.9	2.9	1.4	1.3	
20-39	0.0	0.0	1.0	2.7	0.8	
40+	0.0	0.0	1.0	16.2	3.4	
N of Valid	104	106	102	74	386	
N of Miss	9	6	4	1	20	

Table 142: On how many occasions have you used marijuana (grass, pot) or hashish (hash, hash oil) during the past 30 days?


Response	6	8	10	12	Total	
0	100.0	98.1	89.3	82.4	93.3	
1-2	0.0	0.9	7.8	0.0	2.3	
3-5	0.0	0.9	1.0	5.4	1.5	
6-9	0.0	0.0	0.0	1.4	0.3	
10-19	0.0	0.0	1.9	0.0	0.5	
20-39	0.0	0.0	0.0	2.7	0.5	
40+	0.0	0.0	0.0	8.1	1.5	
N of Valid	104	107	103	74	388	
N of Miss	9	5	3	1	18	

Table 143: On how many occasions have you used LSD or other psychedelics in your lifetime?



Response	6	8	10	12	Total	
0	100.0	100.0	100.0	98.6	99.7	
1-2	0.0	0.0	0.0	1.4	0.3	
3-5	0.0	0.0	0.0	0.0	0.0	
6-9	0.0	0.0	0.0	0.0	0.0	
10-19	0.0	0.0	0.0	0.0	0.0	
20-39	0.0	0.0	0.0	0.0	0.0	
40+	0.0	0.0	0.0	0.0	0.0	
N of Valid	104	107	102	74	387	
N of Miss	9	5	4	1	19	

Table 144: On how many occasions have you used LSD or other psychedelics during the past 30 days?


Response	6	8	10	12	Total	
0	100.0	100.0	100.0	100.0	100.0	
1-2	0.0	0.0	0.0	0.0	0.0	
3-5	0.0	0.0	0.0	0.0	0.0	
6-9	0.0	0.0	0.0	0.0	0.0	
10-19	0.0	0.0	0.0	0.0	0.0	
20-39	0.0	0.0	0.0	0.0	0.0	
40+	0.0	0.0	0.0	0.0	0.0	
N of Valid	104	108	103	74	389	
N of Miss	9	4	3	1	17	

Table 145: On how many occasions have you used cocaine or crack in your lifetime?




Response	6	8	10	12	Total	
0	100.0	99.1	99.0	98.6	99.2	
1-2	0.0	0.9	1.0	0.0	0.5	
3-5	0.0	0.0	0.0	0.0	0.0	
6-9	0.0	0.0	0.0	1.4	0.3	
10-19	0.0	0.0	0.0	0.0	0.0	
20-39	0.0	0.0	0.0	0.0	0.0	
40+	0.0	0.0	0.0	0.0	0.0	
N of Valid	104	108	103	74	389	
N of Miss	9	4	3	1	17	

Table 146: On how many occasions have you used cocaine or crack during the past 30 days?



Response	6	8	10	12	Total	
0	100.0	99.1	100.0	98.6	99.5	
1-2	0.0	0.9	0.0	1.4	0.5	
3-5	0.0	0.0	0.0	0.0	0.0	
6-9	0.0	0.0	0.0	0.0	0.0	
10-19	0.0	0.0	0.0	0.0	0.0	
20-39	0.0	0.0	0.0	0.0	0.0	
40+	0.0	0.0	0.0	0.0	0.0	
N of Valid	104	108	103	74	389	
N of Miss	8	4	3	1	16	

Table 147: On how many occasions have you sniffed glue, breathed the contents of an aerosol spray can, or inhaled other gases or sprays, in order to get high in your lifetime?






Response	6	8	10	12	Total	
0	92.3	88.0	90.3	91.9	90.5	
1-2	5.8	8.3	5.8	5.4	6.4	
3-5	1.0	0.9	2.9	2.7	1.8	
6-9	1.0	0.0	1.0	0.0	0.5	
10-19	0.0	0.0	0.0	0.0	0.0	
20-39	0.0	0.0	0.0	0.0	0.0	
40+	0.0	2.8	0.0	0.0	0.8	
N of Valid	104	108	103	74	389	
N of Miss	9	4	3	1	17	

Table 148: On how many occasions have you sniffed glue, breathed the contents of an aerosol spray can, or inhaled other gases or sprays, in order to get high during the past 30 days?





Response	6	8	10	12	Total	
0	94.2	95.3	96.1	100.0	96.1	
1-2	4.9	1.9	3.9	0.0	2.8	
3-5	1.0	1.9	0.0	0.0	0.8	
6-9	0.0	0.0	0.0	0.0	0.0	
10-19	0.0	0.0	0.0	0.0	0.0	
20-39	0.0	0.9	0.0	0.0	0.3	
40+	0.0	0.0	0.0	0.0	0.0	
N of Valid	103	107	103	74	387	
N of Miss	10	5	3	1	19	

Table 149: On how many occasions have you used phenoxydine (pox, px, breeze) in your lifetime?


Response	6	8	10	12	Total	
0	100.0	100.0	100.0	100.0	100.0	
1-2	0.0	0.0	0.0	0.0	0.0	
3-5	0.0	0.0	0.0	0.0	0.0	
6-9	0.0	0.0	0.0	0.0	0.0	
10-19	0.0	0.0	0.0	0.0	0.0	
20-39	0.0	0.0	0.0	0.0	0.0	
40+	0.0	0.0	0.0	0.0	0.0	
N of Valid	103	107	103	74	387	
N of Miss	10	5	3	1	19	

Table 150: On how many occasions have you used phenoxydine (pox, px, breeze) during the past 30 days?


Response	6	8	10	12	Total	
0	100.0	100.0	100.0	100.0	100.0	
1-2	0.0	0.0	0.0	0.0	0.0	
3-5	0.0	0.0	0.0	0.0	0.0	
6-9	0.0	0.0	0.0	0.0	0.0	
10-19	0.0	0.0	0.0	0.0	0.0	
20-39	0.0	0.0	0.0	0.0	0.0	
40+	0.0	0.0	0.0	0.0	0.0	
N of Valid	103	107	103	74	387	
N of Miss	10	5	3	1	19	

Table 151: On how many occasions have you used sedatives (tranquilizers, such as Valium or Xanax, barbiturates, or sleeping pills) without a doctor telling you to take them, in your lifetime?








Response	6	8	10	12	Total	
0	93.2	94.4	82.5	89.2	89.9	
1-2	2.9	0.9	9.7	1.4	3.9	
3-5	2.9	0.9	2.9	2.7	2.3	
6-9	0.0	2.8	0.0	2.7	1.3	
10-19	0.0	0.9	1.9	2.7	1.3	
20-39	0.0	0.0	1.0	0.0	0.3	
40+	1.0	0.0	1.9	1.4	1.0	
N of Valid	103	108	103	74	388	
N of Miss	10	4	3	1	18	

Table 152: On how many occasions have you used sedatives (tranquilizers, such as Valium or Xanax, barbiturates, or sleeping pills) without a doctor telling you to take them, during the past 30 days?







Response	6	8	10	12	Total	
0	94.1	96.3	95.1	95.9	95.3	
1-2	4.9	2.8	1.0	1.4	2.6	
3-5	0.0	0.9	1.9	1.4	1.0	
6-9	0.0	0.0	0.0	1.4	0.3	
10-19	0.0	0.0	0.0	0.0	0.0	
20-39	0.0	0.0	1.9	0.0	0.5	
40+	1.0	0.0	0.0	0.0	0.3	
N of Valid	102	108	103	73	386	
N of Miss	10	4	3	2	19	

Table 153: On how many occasions have you used methamphetamines (meth, speed, crank, crystal meth) in your lifetime?



Response	6	8	10	12	Total	
0	100.0	99.1	100.0	100.0	99.7	
1-2	0.0	0.9	0.0	0.0	0.3	
3-5	0.0	0.0	0.0	0.0	0.0	
6-9	0.0	0.0	0.0	0.0	0.0	
10-19	0.0	0.0	0.0	0.0	0.0	
20-39	0.0	0.0	0.0	0.0	0.0	
40+	0.0	0.0	0.0	0.0	0.0	
N of Valid	102	107	103	74	386	
N of Miss	11	5	3	1	20	

Table 154: On how many occasions have you used methamphetamines (meth, speed, crank, crystal meth) in the past 30 days?


Response	6	8	10	12	Total	
0	100.0	100.0	100.0	100.0	100.0	
1-2	0.0	0.0	0.0	0.0	0.0	
3-5	0.0	0.0	0.0	0.0	0.0	
6-9	0.0	0.0	0.0	0.0	0.0	
10-19	0.0	0.0	0.0	0.0	0.0	
20-39	0.0	0.0	0.0	0.0	0.0	
40+	0.0	0.0	0.0	0.0	0.0	
N of Valid	102	107	103	74	386	
N of Miss	11	5	3	1	20	

Table 155: On how many occasions have you used stimulants, other than Methamphetamines (such as amphetamines, Ritalin or Dexedrine) without a doctor telling you to take them, in your lifetime?





Response	6	8	10	12	Total	
0	100.0	100.0	97.1	100.0	99.2	
1-2	0.0	0.0	1.0	0.0	0.3	
3-5	0.0	0.0	1.0	0.0	0.3	
6-9	0.0	0.0	0.0	0.0	0.0	
10-19	0.0	0.0	0.0	0.0	0.0	
20-39	0.0	0.0	1.0	0.0	0.3	
40+	0.0	0.0	0.0	0.0	0.0	
N of Valid	101	107	103	74	385	
N of Miss	12	5	3	1	21	

Table 156: On how many occasions have you used stimulants, other than Methamphetamines (such as amphetamines, Ritalin or Dexedrine) without a doctor telling you to take them, during the past 30 days?



Response	6	8	10	12	Total	
0	100.0	100.0	99.0	100.0	99.7	
1-2	0.0	0.0	0.0	0.0	0.0	
3-5	0.0	0.0	0.0	0.0	0.0	
6-9	0.0	0.0	0.0	0.0	0.0	
10-19	0.0	0.0	1.0	0.0	0.3	
20-39	0.0	0.0	0.0	0.0	0.0	
40+	0.0	0.0	0.0	0.0	0.0	
N of Valid	101	107	103	74	385	
N of Miss	12	5	3	1	21	

Table 157: On how many occasions have you used heroin or other opiates in your lifetime?


Response	6	8	10	12	Total	
0	100.0	100.0	100.0	100.0	100.0	
1-2	0.0	0.0	0.0	0.0	0.0	
3-5	0.0	0.0	0.0	0.0	0.0	
6-9	0.0	0.0	0.0	0.0	0.0	
10-19	0.0	0.0	0.0	0.0	0.0	
20-39	0.0	0.0	0.0	0.0	0.0	
40+	0.0	0.0	0.0	0.0	0.0	
N of Valid	101	107	103	74	385	
N of Miss	12	5	3	1	21	

Table 158: On how many occasions have you used heroin or other opiates during the past 30 days?


Response	6	8	10	12	Total	
0	100.0	100.0	100.0	100.0	100.0	
1-2	0.0	0.0	0.0	0.0	0.0	
3-5	0.0	0.0	0.0	0.0	0.0	
6-9	0.0	0.0	0.0	0.0	0.0	
10-19	0.0	0.0	0.0	0.0	0.0	
20-39	0.0	0.0	0.0	0.0	0.0	
40+	0.0	0.0	0.0	0.0	0.0	
N of Valid	101	107	103	74	385	
N of Miss	12	5	3	1	21	

Table 159: On how many occasions have you used MDMA ('X', 'E', or ecstasy) in your lifetime?




Response	6	8	10	12	Total	
0	100.0	99.1	98.1	100.0	99.2	
1-2	0.0	0.9	1.0	0.0	0.5	
3-5	0.0	0.0	1.0	0.0	0.3	
6-9	0.0	0.0	0.0	0.0	0.0	
10-19	0.0	0.0	0.0	0.0	0.0	
20-39	0.0	0.0	0.0	0.0	0.0	
40+	0.0	0.0	0.0	0.0	0.0	
N of Valid	100	107	103	74	384	
N of Miss	13	5	3	1	22	

Table 160: On how many occasions have you used MDMA ('X', 'E', or ecstasy) during the past 30 days?


Response	6	8	10	12	Total	
0	100.0	100.0	100.0	100.0	100.0	
1-2	0.0	0.0	0.0	0.0	0.0	
3-5	0.0	0.0	0.0	0.0	0.0	
6-9	0.0	0.0	0.0	0.0	0.0	
10-19	0.0	0.0	0.0	0.0	0.0	
20-39	0.0	0.0	0.0	0.0	0.0	
40+	0.0	0.0	0.0	0.0	0.0	
N of Valid	100	107	102	73	382	
N of Miss	13	5	4	2	24	

Table 161: On how many occasions have you taken prescription drugs (such as Valium, Xanax, Ritalin, Adderall, OxyContin, Darvocet, or sleeping pills) on your own-that is, without a doctor telling you to take them in your lifetime?








Response	6	8	10	12	Total	
0	96.0	96.2	87.4	85.1	91.6	
1-2	3.0	2.8	3.9	2.7	3.1	
3-5	1.0	0.0	4.9	5.4	2.6	
6-9	0.0	0.9	1.0	2.7	1.0	
10-19	0.0	0.0	0.0	1.4	0.3	
20-39	0.0	0.0	2.9	1.4	1.0	
40+	0.0	0.0	0.0	1.4	0.3	
N of Valid	100	106	103	74	383	
N of Miss	12	6	3	1	22	

Table 162: On how many occasions have you taken prescription drugs (such as Valium, Xanax, Ritalin, Adderall, OxyContin, Darvocet, or sleeping pills) on your own-that is, without a doctor telling you to take them during the past 30 days?






Response	6	8	10	12	Total	
0	97.0	98.1	95.1	94.6	96.4	
1-2	2.0	0.9	1.9	2.7	1.8	
3-5	1.0	0.9	1.9	0.0	1.0	
6-9	0.0	0.0	0.0	2.7	0.5	
10-19	0.0	0.0	1.0	0.0	0.3	
20-39	0.0	0.0	0.0	0.0	0.0	
40+	0.0	0.0	0.0	0.0	0.0	
N of Valid	101	106	103	74	384	
N of Miss	12	6	3	1	22	

Table 163: On how many occasions have you taken non-prescription medicines such as diet pills (for example, Dietac, Dexatrim or Prolamine), stay-awake pills (for example No-Doz, Vivarin, or Wake), or cough or cold medicines (robos, DXM, etc.) to get high in your lifetime?


Response	6	8	10	12	Total	
0	99.0	98.1	97.1	95.9	97.6	
1-2	0.0	1.0	1.9	1.4	1.0	
3-5	0.0	0.0	0.0	1.4	0.3	
6-9	1.0	1.0	0.0	0.0	0.5	
10-19	0.0	0.0	1.0	0.0	0.3	
20-39	0.0	0.0	0.0	0.0	0.0	
40+	0.0	0.0	0.0	1.4	0.3	
N of Valid	101	105	103	73	382	
N of Miss	12	7	3	2	24	

Table 164: On how many occasions have you taken non-prescription medicines such as diet pills (for example, Dietac, Dexatrim or Prolamine), stay-awake pills (for example No-Doz, Vivarin, or Wake), or cough or cold medicines (robos, DXM, etc.) to get high during the past 30 days?


Response	6	8	10	12	Total	
0	100.0	100.0	99.0	98.6	99.5	
1-2	0.0	0.0	0.0	0.0	0.0	
3-5	0.0	0.0	0.0	0.0	0.0	
6-9	0.0	0.0	1.0	0.0	0.3	
10-19	0.0	0.0	0.0	0.0	0.0	
20-39	0.0	0.0	0.0	1.4	0.3	
40+	0.0	0.0	0.0	0.0	0.0	
N of Valid	101	105	103	74	383	
N of Miss	12	7	3	1	23	

Table 165: On how many occasions have you been drunk or very high from drinking alcoholic beverages during the past 30 days?







Response	6	8	10	12	Total	
0	99.0	90.5	85.4	78.4	89.0	
1-2	1.0	5.7	8.7	12.2	6.5	
3-5	0.0	1.0	4.9	6.8	2.9	
6-9	0.0	2.9	0.0	0.0	0.8	
10-19	0.0	0.0	1.0	1.4	0.5	
20-39	0.0	0.0	0.0	0.0	0.0	
40+	0.0	0.0	0.0	1.4	0.3	
N of Valid	101	105	103	74	383	
N of Miss	12	7	3	1	23	

Table 166: On how many occasions have you drunk flavored alcoholic beverages, sometimes called 'alcopops' (like Mike's Hard Lemonade, Smirnoff Ice, Bacardi Breezers, etc.) in your lifetime?








Response	6	8	10	12	Total	
0	95.0	73.1	54.4	48.6	69.1	
1-2	4.0	18.3	16.5	6.8	11.8	
3-5	1.0	6.7	8.7	13.5	7.1	
6-9	0.0	1.0	8.7	14.9	5.5	
10-19	0.0	1.0	3.9	8.1	2.9	
20-39	0.0	0.0	3.9	4.1	1.8	
40+	0.0	0.0	3.9	4.1	1.8	
N of Valid	101	104	103	74	382	
N of Miss	12	8	3	1	24	

Table 167: On how many occasions have you drunk flavored alcoholic beverages, sometimes called 'alcopops' (like Mike's Hard Lemonade, Smirnoff Ice, Bacardi Breezers, etc.) during the past 30 days?


Response	6	8	10	12	Total	
0	98.0	91.3	85.4	78.4	89.0	
1-2	2.0	6.7	8.7	13.5	7.3	
3-5	0.0	1.0	3.9	5.4	2.4	
6-9	0.0	0.0	1.0	1.4	0.5	
10-19	0.0	1.0	1.0	0.0	0.5	
20-39	0.0	0.0	0.0	1.4	0.3	
40+	0.0	0.0	0.0	0.0	0.0	
N of Valid	100	104	103	74	381	
N of Miss	13	8	3	1	25	

Table 168: Think back over the last two weeks. How many times have you had five or more alcoholic drinks in a row?


Response	6	8	10	12	Total	
None	93.9	94.2	87.4	75.0	88.6	
Once	4.0	1.0	4.9	13.9	5.3	
Twice	1.0	1.0	1.9	2.8	1.6	
3-5 times	1.0	1.9	5.8	4.2	3.2	
6-9 times	0.0	1.0	0.0	1.4	0.5	
10 or more times	0.0	1.0	0.0	2.8	0.8	
N of Valid	99	104	103	72	378	
N of Miss	13	8	3	3	27	

Table 169: During the past 30 days, how many times did you ride in a car or other vehicle driven by someone who had been drinking alcohol?


Response	6	8	10	12	Total	
0 times	76.8	78.8	68.6	77.5	75.3	
1 time	10.1	8.7	16.7	12.7	12.0	
2 or 3 times	7.1	8.7	8.8	7.0	8.0	
4 or 5 times	4.0	1.0	4.9	1.4	2.9	
6 or more times	2.0	2.9	1.0	1.4	1.9	
N of Valid	99	104	102	71	376	
N of Miss	14	8	4	4	30	

Table 170: During the past 30 days, how many times did you drive a car or other vehicle when you had been drinking alcohol?







Response	6	8	10	12	Total	
I did not drive a car in the past 30 days	35.4	51.5	30.4	12.9	34.1	
0 times	61.5	45.5	65.7	80.0	61.8	
1 time	1.0	1.0	2.9	4.3	2.2	
2 or 3 times	1.0	0.0	1.0	1.4	0.8	
4 or 5 times	0.0	2.0	0.0	0.0	0.5	
6 or more times	1.0	0.0	0.0	1.4	0.5	
N of Valid	96	101	102	70	369	
N of Miss	15	10	3	4	32	

Table 171: If you drank alcohol (not just a sip or taste) in the past year, how did you usually get it?












Response	6	8	10	12	Total	
I did not drink alcohol in the past year	92.1	77.0	52.5	44.4	67.5	
I bought it myself with a fake ID	0.0	0.0	0.0	1.4	0.3	
I bought it myself without a fake ID	1.1	0.0	0.0	4.2	1.1	
I got it from someone I know age 21 or older	0.0	4.0	20.2	27.8	12.2	
I got it from someone I know under age 21	1.1	2.0	6.1	2.8	3.1	
I got it from my brother or sister	2.2	2.0	5.1	5.6	3.6	
I got it from home with my parents' permission	1.1	4.0	6.1	2.8	3.6	
I got it from home without my parents' permission	0.0	3.0	3.0	0.0	1.7	
I got it from another relative	0.0	3.0	3.0	8.3	3.3	
A stranger bought it for me	0.0	0.0	0.0	0.0	0.0	
I took it from a store or shop	0.0	0.0	1.0	0.0	0.3	
Other	2.2	5.0	3.0	2.8	3.3	
N of Valid	89	100	99	72	360	
N of Miss	23	12	7	3	45	

Table 172: If you drank alcohol (not just a sip or taste) in the past year, where did you usually drink it?








Response	6	8	10	12	Total	
I did not drink alcohol in the past year	93.1	76.5	53.1	42.3	67.3	
at my home	5.7	6.9	14.3	12.7	9.8	
at someone else's home	0.0	13.7	23.5	35.2	17.3	
at an open area like a park, beach, field, back road, woods, or a street corner	0.0	1.0	5.1	2.8	2.2	
at a sporting event or concert	1.1	0.0	2.0	0.0	0.8	
at a restaurant, bar, or a nightclub	0.0	0.0	0.0	0.0	0.0	
at an empty building or a construction site	0.0	0.0	0.0	0.0	0.0	
at a hotel/motel	0.0	0.0	1.0	1.4	0.6	
in a car	0.0	2.0	1.0	5.6	2.0	
at school	0.0	0.0	0.0	0.0	0.0	
N of Valid	87	102	98	71	358	
N of Miss	25	10	8	4	47	

Table 173: During the last month, about how many marijuana cigarettes, or the equivalent, did you smoke a day, on the average?








Response	6	8	10	12	Total	
None	98.9	94.2	89.1	83.1	91.9	
Less than 1 a day	1.1	1.0	5.9	4.2	3.0	
1 a day	0.0	1.0	3.0	1.4	1.4	
2-3 a day	0.0	1.9	0.0	7.0	1.9	
4-6 a day	0.0	0.0	1.0	2.8	0.8	
7-10 a day	0.0	1.9	0.0	0.0	0.5	
11 or more a day	0.0	0.0	1.0	1.4	0.5	
N of Valid	94	103	101	71	369	
N of Miss	19	9	5	4	37	

Table 174: How wrong would most adults (over 21) in your neighborhood think it is for kids your age: to use marijuana?





Response	6	8	10	12	Total	
Very wrong	93.5	89.2	81.0	70.0	84.3	
Wrong	2.2	5.9	13.0	14.3	8.5	
A little bit wrong	2.2	2.9	4.0	12.9	4.9	
Not wrong at all	2.2	2.0	2.0	2.9	2.2	
N of Valid	92	102	100	70	364	
N of Miss	21	10	6	5	42	

Table 175: How wrong would most adults (over 21) in your neighborhood think it is for kids your age: to drink alcohol?





Response	6	8	10	12	Total	
Very wrong	80.2	66.7	55.0	44.9	62.7	
Wrong	14.3	18.6	30.0	31.9	23.2	
A little bit wrong	1.1	9.8	11.0	15.9	9.1	
Not wrong at all	4.4	4.9	4.0	7.2	5.0	
N of Valid	91	102	100	69	362	
N of Miss	22	10	6	6	44	

Table 176: How wrong would most adults (over 21) in your neighborhood think it is for kids your age: to smoke cigarettes?





Response	6	8	10	12	Total	
Very wrong	84.6	75.5	56.0	50.0	67.5	
Wrong	4.4	11.8	29.0	21.4	16.5	
A little bit wrong	5.5	8.8	12.0	21.4	11.3	
Not wrong at all	5.5	3.9	3.0	7.1	4.7	
N of Valid	91	102	100	70	363	
N of Miss	22	10	6	5	43	

Table 177: How much do each of the following statements describe your neighborhood? crime and/or drug selling


Response	6	8	10	12	Total	
NO!	84.4	78.0	71.6	67.1	75.7	
no	4.4	12.0	12.7	17.1	11.3	
yes	4.4	5.0	11.8	12.9	8.3	
YES!	6.7	5.0	3.9	2.9	4.7	
N of Valid	90	100	102	70	362	
N of Miss	23	11	4	5	43	

Table 178: How much do each of the following statements describe your neighborhood? fights


Response	6	8	10	12	Total	
NO!	71.1	64.4	62.7	60.6	64.8	
no	11.1	20.8	18.6	25.4	18.7	
yes	7.8	9.9	16.7	12.7	11.8	
YES!	10.0	5.0	2.0	1.4	4.7	
N of Valid	90	101	102	71	364	
N of Miss	23	11	4	4	42	

Table 179: How much do each of the following statements describe your neighborhood? lots of empty or abandoned buildings


Response	6	8	10	12	Total	
NO!	83.0	66.3	70.6	60.6	70.4	
no	8.0	24.8	18.6	23.9	18.8	
yes	5.7	6.9	7.8	14.1	8.3	
YES!	3.4	2.0	2.9	1.4	2.5	
N of Valid	88	101	102	71	362	
N of Miss	24	11	4	4	43	

Table 180: How much do each of the following statements describe your neighborhood? lots of graffiti

Response	6	8	10	12	Total	
NO!	82.6	81.0	81.4	69.0	79.1	
no	15.1	17.0	18.6	29.6	19.5	
yes	0.0	1.0	0.0	1.4	0.6	
YES!	2.3	1.0	0.0	0.0	0.8	
N of Valid	86	100	102	71	359	
N of Miss	27	12	4	4	47	

Table 181: If I had to move, I would miss the neighborhood I now live in.

Response	6	8	10	12	Total	
NO!	20.5	7.9	19.0	14.3	15.3	
no	1.1	11.9	19.0	22.9	13.4	
yes	19.3	33.7	30.0	35.7	29.5	
YES!	59.1	46.5	32.0	27.1	41.8	
N of Valid	88	101	100	70	359	
N of Miss	25	11	6	5	47	

Table 182: My neighbors notice when I am doing a good job and let me know about it.

Response	6	8	10	12	Total	
NO!	34.9	31.3	39.0	39.4	36.0	
no	22.1	36.4	35.0	39.4	33.1	
yes	17.4	20.2	17.0	15.5	17.7	
YES!	25.6	12.1	9.0	5.6	13.2	
N of Valid	86	99	100	71	356	
N of Miss	27	13	6	4	50	

Table 183: I like my neighborhood.

Response	6	8	10	12	Total	
NO!	13.6	5.0	13.0	18.3	12.0	
no	9.1	15.0	14.0	15.5	13.4	
yes	22.7	38.0	48.0	46.5	38.7	
YES!	54.5	42.0	25.0	19.7	35.9	
N of Valid	88	100	100	71	359	
N of Miss	25	12	6	4	47	

Table 184: There are lots of adults in my neighborhood I could talk to about something important.

Response	6	8	10	12	Total	
NO!	25.3	22.0	27.0	22.9	24.4	
no	18.4	28.0	26.0	34.3	26.3	
yes	19.5	22.0	26.0	31.4	24.4	
YES!	36.8	28.0	21.0	11.4	24.9	
N of Valid	87	100	100	70	357	
N of Miss	26	12	6	5	49	

Table 185: I'd like to get out of my neighborhood.

Response	6	8	10	12	Total	
NO!	67.0	40.4	27.0	26.8	40.5	
no	13.6	39.4	40.0	28.2	31.0	
yes	8.0	11.1	18.0	29.6	15.9	
YES!	11.4	9.1	15.0	15.5	12.6	
N of Valid	88	99	100	71	358	
N of Miss	25	13	6	4	48	

Table 186: There are people in my neighborhood who are proud of me when I do something well.

Response	6	8	10	12	Total	
NO!	23.0	19.2	23.0	18.3	21.0	
no	10.3	23.2	32.0	28.2	23.5	
yes	25.3	33.3	25.0	36.6	29.7	
YES!	41.4	24.2	20.0	16.9	25.8	
N of Valid	87	99	100	71	357	
N of Miss	26	13	6	4	49	

Table 187: There are people in my neighborhood who encourage me to do my best.

Response	6	8	10	12	Total	
NO!	20.5	19.4	23.0	15.5	19.9	
no	11.4	23.5	19.0	29.6	20.4	
yes	20.5	28.6	33.0	39.4	30.0	
YES!	47.7	28.6	25.0	15.5	29.7	
N of Valid	88	98	100	71	357	
N of Miss	25	14	6	4	49	

Table 188: I feel safe in my neighborhood.

Response	6	8	10	12	Total	
NO!	15.9	8.0	8.0	4.3	9.2	
no	2.3	7.0	11.0	18.6	9.2	
yes	21.6	39.0	45.0	41.4	36.9	
YES!	60.2	46.0	36.0	35.7	44.7	
N of Valid	88	100	100	70	358	
N of Miss	25	11	6	5	47	

Table 189: Which of the following activities for people your age are available in your community? sports teams?



Response	6	8	10	12	Total	
No	11.4	10.0	16.7	15.5	13.3	
Yes	88.6	90.0	83.3	84.5	86.7	
N of Valid	88	100	102	71	361	
N of Miss	25	12	4	4	45	

Table 190: Which of the following activities for people your age are available in your community? scouting?



Response	6	8	10	12	Total	
No	35.6	42.9	32.7	34.3	36.5	
Yes	64.4	57.1	67.3	65.7	63.5	
N of Valid	87	98	98	70	353	
N of Miss	26	14	8	5	53	

Table 191: Which of the following activities for people your age are available in your community? boys and girls clubs?



Response	6	8	10	12	Total	
No	59.3	61.5	60.0	58.8	60.0	
Yes	40.7	38.5	40.0	41.2	40.0	
N of Valid	86	96	95	68	345	
N of Miss	27	16	11	7	61	

Table 192: Which of the following activities for people your age are available in your community? 4-H clubs?



Response	6	8	10	12	Total	
No	72.8	68.4	62.1	50.7	64.1	
Yes	27.2	31.6	37.9	49.3	35.9	
N of Valid	81	95	95	69	340	
N of Miss	32	17	11	6	66	

Table 193: Which of the following activities for people your age are available in your community? service clubs?



Response	6	8	10	12	Total	
No	68.3	67.0	45.7	43.5	56.6	
Yes	31.7	33.0	54.3	56.5	43.4	
N of Valid	82	94	94	69	339	
N of Miss	31	18	12	6	67	

Table 194: If a kid smoked marijuana in your neighborhood would he or she be caught by the police?





Response	6	8	10	12	Total	
NO!	20.9	19.2	23.0	32.9	23.4	
no	14.0	32.3	48.0	47.1	35.2	
yes	17.4	26.3	20.0	10.0	19.2	
YES!	47.7	22.2	9.0	10.0	22.3	
N of Valid	86	99	100	70	355	
N of Miss	27	13	6	5	51	

Table 195: If a kid drank some beer, wine or hard liquor (for example, vodka, whiskey, or gin) in your neighborhood would he or she be caught by the police?





Response	6	8	10	12	Total	
NO!	21.8	21.2	30.0	34.8	26.5	
no	19.5	44.4	52.0	56.5	42.8	
yes	17.2	13.1	14.0	4.3	12.7	
YES!	41.4	21.2	4.0	4.3	18.0	
N of Valid	87	99	100	69	355	
N of Miss	26	13	6	6	51	

Table 196: If a kid carried a handgun in your neighborhood would he or she be caught by the police?





Response	6	8	10	12	Total	
NO!	20.0	18.6	28.3	24.3	22.8	
no	16.5	28.9	39.4	41.4	31.3	
yes	18.8	25.8	16.2	21.4	20.5	
YES!	44.7	26.8	16.2	12.9	25.4	
N of Valid	85	97	99	70	351	
N of Miss	28	15	7	5	55	

Table 197: If you wanted to get some cigarettes, how easy would it be for you to get some?





Response	6	8	10	12	Total	
Very hard	84.0	57.3	33.7	16.9	48.6	
Sort of hard	6.2	16.7	8.2	5.6	9.5	
Sort of easy	3.7	15.6	24.5	19.7	16.2	
Very easy	6.2	10.4	33.7	57.7	25.7	
N of Valid	81	96	98	71	346	
N of Miss	32	16	7	4	59	

Table 198: If you wanted to get some beer, wine or hard liquor (for example, vodka, whiskey, or gin), how easy would it be for you to get some?





Response	6	8	10	12	Total	
Very hard	80.2	47.9	24.5	11.3	41.3	
Sort of hard	7.4	17.7	16.3	12.7	13.9	
Sort of easy	7.4	17.7	30.6	31.0	21.7	
Very easy	4.9	16.7	28.6	45.1	23.1	
N of Valid	81	96	98	71	346	
N of Miss	32	16	7	4	59	

Table 199: If you wanted to get a drug like cocaine, LSD, or amphetamines, how easy would it be for you to get some?

Response	6	8	10	12	Total	
Very hard	97.5	91.6	74.5	50.7	79.7	
Sort of hard	0.0	4.2	15.3	19.7	9.6	
Sort of easy	0.0	1.1	7.1	19.7	6.4	
Very easy	2.5	3.2	3.1	9.9	4.3	
N of Valid	81	95	98	71	345	
N of Miss	32	17	7	4	60	

Table 200: If you wanted to get a handgun, how easy would it be for you to get one?

Response	6	8	10	12	Total	
Very hard	71.6	61.1	42.9	36.6	53.3	
Sort of hard	12.3	11.6	20.4	25.4	17.1	
Sort of easy	7.4	10.5	13.3	15.5	11.6	
Very easy	8.6	16.8	23.5	22.5	18.0	
N of Valid	81	95	98	71	345	
N of Miss	32	17	7	4	60	

Table 201: If you wanted to get some marijuana, how easy would it be for you to get some?

Response	6	8	10	12	Total	
Very hard	94.9	81.9	50.0	23.9	63.7	
Sort of hard	2.5	7.4	5.1	9.9	6.1	
Sort of easy	0.0	5.3	19.4	18.3	10.8	
Very easy	2.5	5.3	25.5	47.9	19.3	
N of Valid	79	94	98	71	342	
N of Miss	34	18	7	4	63	

Table 202: During the past 12 months, have you participated in any alcohol prevention programs or seen any alcohol prevention messages in your school or community? Yes, a school-based program focused on preventing underage drinking and/or drinking and driving.



Response	6	8	10	12	Total	
No	65.5	56.3	77.4	88.0	70.2	
Yes	34.5	43.8	22.6	12.0	29.8	
N of Valid	113	112	106	75	406	
N of Miss	0	0	0	0	0	

Table 203: During the past 12 months, have you participated in any alcohol prevention programs or seen any alcohol prevention messages in your school or community? Yes, a community-based program focused on preventing underage drinking and/or drinking and driving (for example, through your church or temple or through youth groups like Boys and Girls Club or 4-H).



Response	6	8	10	12	Total	
No	92.0	92.0	89.6	94.7	91.9	
Yes	8.0	8.0	10.4	5.3	8.1	
N of Valid	113	112	106	75	406	
N of Miss	0	0	0	0	0	

Table 204: During the past 12 months, have you participated in any alcohol prevention programs or seen any alcohol prevention messages in your school or community? Yes, a media campaign addressing underage drinking and/or drinking and driving (for example, newspaper ads, posters, pamphlets, radio, TV).



Response	6	8	10	12	Total	
No	88.5	89.3	84.9	93.3	88.7	
Yes	11.5	10.7	15.1	6.7	11.3	
N of Valid	113	112	106	75	406	
N of Miss	0	0	0	0	0	

Table 205: During the past 12 months, have you participated in any alcohol prevention programs or seen any alcohol prevention messages in your school or community? No



Response	6	8	10	12	Total	
No	69.0	60.7	39.6	26.7	51.2	
Yes	31.0	39.3	60.4	73.3	48.8	
N of Valid	113	112	106	75	406	
N of Miss	0	0	0	0	0	

Table 206: How wrong do your parents feel it would be for YOU to: drink beer, wine or hard liquor (for example, vodka, whiskey or gin) regularly?





Response	6	8	10	12	Total	
Very wrong	93.3	80.0	65.7	56.3	73.8	
Wrong	4.0	9.5	19.2	22.5	13.8	
A little bit wrong	0.0	8.4	13.1	16.9	9.7	
Not wrong at all	2.7	2.1	2.0	4.2	2.6	
N of Valid	75	95	99	71	340	
N of Miss	38	17	7	4	66	

Table 207: How wrong do your parents feel it would be for YOU to: smoke cigarettes?





Response	6	8	10	12	Total	
Very wrong	92.0	90.5	81.8	76.1	85.3	
Wrong	4.0	5.3	11.1	11.3	7.9	
A little bit wrong	1.3	4.2	6.1	7.0	4.7	
Not wrong at all	2.7	0.0	1.0	5.6	2.1	
N of Valid	75	95	99	71	340	
N of Miss	38	17	7	4	66	

Table 208: How wrong do your parents feel it would be for YOU to: smoke marijuana?





Response	6	8	10	12	Total	
Very wrong	97.3	96.8	92.9	84.5	93.2	
Wrong	1.3	3.2	5.1	7.0	4.1	
A little bit wrong	1.3	0.0	2.0	7.0	2.4	
Not wrong at all	0.0	0.0	0.0	1.4	0.3	
N of Valid	75	95	99	71	340	
N of Miss	38	17	7	4	66	

Table 209: How wrong do your parents feel it would be for YOU to: steal something worth more than \$5?





Response	6	8	10	12	Total	
Very wrong	90.7	89.5	86.9	84.5	87.9	
Wrong	8.0	8.4	12.1	9.9	9.7	
A little bit wrong	1.3	2.1	1.0	4.2	2.1	
Not wrong at all	0.0	0.0	0.0	1.4	0.3	
N of Valid	75	95	99	71	340	
N of Miss	38	17	7	4	66	

Table 210: How wrong do your parents feel it would be for YOU to: draw graffiti, write things, or draw pictures on buildings or other property (without the owner's permission)?





Response	6	8	10	12	Total	
Very wrong	94.7	84.0	81.8	83.1	85.5	
Wrong	1.3	7.4	15.2	12.7	9.4	
A little bit wrong	1.3	7.4	3.0	1.4	3.5	
Not wrong at all	2.7	1.1	0.0	2.8	1.5	
N of Valid	75	94	99	71	339	
N of Miss	38	18	7	4	67	

Table 211: How wrong do your parents feel it would be for YOU to: pick a fight with someone?





Response	6	8	10	12	Total	
Very wrong	80.0	57.4	59.6	70.4	65.8	
Wrong	13.3	23.4	25.3	16.9	20.4	
A little bit wrong	5.3	17.0	13.1	11.3	12.1	
Not wrong at all	1.3	2.1	2.0	1.4	1.8	
N of Valid	75	94	99	71	339	
N of Miss	38	18	7	4	67	

Table 212: During the past 12 months, have you talked with at least one of your parents about the dangers of underage drinking and/or drinking and driving? By parents, we mean either your biological parents, adoptive parents, stepparents, or adult guardians - whether or not they live with you.



Response	6	8	10	12	Total	
No	52.1	60.9	57.1	62.0	58.1	
Yes	47.9	39.1	42.9	38.0	41.9	
N of Valid	71	92	98	71	332	
N of Miss	42	20	8	4	74	

Table 213: Have any of your brothers or sisters ever: drunk beer, wine or hard liquor (for example, vodka, whiskey or gin)?




Response	6	8	10	12	Total	
No	74.7	51.6	36.6	38.0	49.4	
Yes	21.3	46.3	56.4	56.3	45.9	
I don't have any brothers or sisters	4.0	2.1	6.9	5.6	4.7	
N of Valid	75	95	101	71	342	
N of Miss	38	17	5	4	64	

Table 214: Have any of your brothers or sisters ever: smoked marijuana?




Response	6	8	10	12	Total	
No	92.0	83.2	62.4	52.1	72.5	
Yes	4.0	14.7	30.7	42.3	22.8	
I don't have any brothers or sisters	4.0	2.1	6.9	5.6	4.7	
N of Valid	75	95	101	71	342	
N of Miss	38	17	5	4	64	

Table 215: Have any of your brothers or sisters ever: smoked cigarettes?




Response	6	8	10	12	Total	
No	78.7	68.4	42.6	46.4	58.5	
Yes	17.3	29.5	50.5	46.4	36.5	
I don't have any brothers or sisters	4.0	2.1	6.9	7.2	5.0	
N of Valid	75	95	101	69	340	
N of Miss	38	17	5	6	66	

Table 216: Have any of your brothers or sisters ever: taken a handgun to school?




Response	6	8	10	12	Total	
No	95.9	96.8	93.0	93.0	94.7	
Yes	0.0	1.1	1.0	2.8	1.2	
I don't have any brothers or sisters	4.1	2.1	6.0	4.2	4.1	
N of Valid	74	95	100	71	340	
N of Miss	39	17	5	4	65	

Table 217: Have any of your brothers or sisters ever: been suspended or expelled from school?




Response	6	8	10	12	Total	
No	85.1	67.4	56.4	62.9	67.1	
Yes	10.8	30.5	36.6	32.9	28.5	
I don't have any brothers or sisters	4.1	2.1	6.9	4.3	4.4	
N of Valid	74	95	101	70	340	
N of Miss	38	17	5	5	65	

Table 218: The rules in my family are clear.





Response	6	8	10	12	Total	
NO!	5.2	5.4	4.0	4.4	4.8	
no	6.5	8.7	8.1	8.8	8.0	
yes	9.1	35.9	39.4	51.5	33.9	
YES!	79.2	50.0	48.5	35.3	53.3	
N of Valid	77	92	99	68	336	
N of Miss	36	20	7	7	70	

Table 219: People in my family often insult or yell at each other.

Response	6	8	10	12	Total	
NO!	50.0	23.9	22.0	8.8	26.0	
no	27.0	44.6	37.0	44.1	38.3	
yes	16.2	22.8	28.0	35.3	25.4	
YES!	6.8	8.7	13.0	11.8	10.2	
N of Valid	74	92	100	68	334	
N of Miss	39	20	6	7	72	

Table 220: When I am not at home, one of my parents knows where I am and who I am with.

Response	6	8	10	12	Total	
NO!	9.7	1.1	3.0	4.4	4.2	
no	2.8	6.5	4.0	11.8	6.0	
yes	11.1	25.0	34.3	50.0	29.9	
YES!	76.4	67.4	58.6	33.8	59.8	
N of Valid	72	92	99	68	331	
N of Miss	40	20	7	7	74	

Table 221: We argue about the same things in my family over and over.

Response	6	8	10	12	Total	
NO!	48.6	22.0	18.0	5.9	23.3	
no	22.2	44.0	34.0	27.9	32.9	
yes	16.7	24.2	32.0	47.1	29.6	
YES!	12.5	9.9	16.0	19.1	14.2	
N of Valid	72	91	100	68	331	
N of Miss	41	21	6	7	75	

Table 222: If you drank some beer or wine or liquor (for example, vodka, whiskey, or gin) without your parents' permission, would you be caught by your parents?

Response	6	8	10	12	Total	
NO!	15.3	6.7	18.2	20.6	14.9	
no	4.2	14.6	39.4	36.8	24.4	
yes	6.9	27.0	20.2	32.4	21.6	
YES!	73.6	51.7	22.2	10.3	39.0	
N of Valid	72	89	99	68	328	
N of Miss	40	23	7	7	77	

Table 223: My family has clear rules about alcohol and drug use.

Response	6	8	10	12	Total	
NO!	13.9	7.8	4.0	4.3	7.3	
no	5.6	11.1	15.0	17.4	12.4	
yes	9.7	18.9	28.0	46.4	25.4	
YES!	70.8	62.2	53.0	31.9	55.0	
N of Valid	72	90	100	69	331	
N of Miss	41	22	6	6	75	

Table 224: If you carried a handgun without your parents' permission, would you be caught by your parents?

Response	6	8	10	12	Total	
NO!	13.9	2.2	8.1	14.7	9.1	
no	2.8	5.6	17.2	25.0	12.5	
yes	8.3	18.0	16.2	22.1	16.2	
YES!	75.0	74.2	58.6	38.2	62.2	
N of Valid	72	89	99	68	328	
N of Miss	41	23	7	7	78	

Table 225: If you skipped school would you be caught by your parents?





Response	6	8	10	12	Total	
NO!	9.9	2.2	3.0	10.3	5.8	
no	7.0	5.6	14.0	19.1	11.2	
yes	5.6	18.9	25.0	35.3	21.3	
YES!	77.5	73.3	58.0	35.3	61.7	
N of Valid	71	90	100	68	329	
N of Miss	42	22	6	7	77	

Table 226: Do you feel very close to your mother?





Response	6	8	10	12	Total	
NO!	10.1	7.8	9.2	10.1	9.2	
no	5.8	4.4	9.2	13.0	8.0	
yes	13.0	21.1	35.7	36.2	27.0	
YES!	71.0	66.7	45.9	40.6	55.8	
N of Valid	69	90	98	69	326	
N of Miss	44	22	8	6	80	

Table 227: Do you share your thoughts and feelings with your mother?





Response	6	8	10	12	Total	
NO!	17.4	11.4	19.4	14.5	15.7	
no	10.1	18.2	16.3	18.8	16.0	
yes	14.5	30.7	31.6	37.7	29.0	
YES!	58.0	39.8	32.7	29.0	39.2	
N of Valid	69	88	98	69	324	
N of Miss	44	23	8	6	81	

Table 228: My parents ask me what I think before most family decisions affecting me are made.

Response	6	8	10	12	Total
NO!	21.5	7.8	18.2	17.6	15.8
no	12.3	23.3	17.2	25.0	19.6
yes	21.5	33.3	43.4	38.2	35.1
YES!	44.6	35.6	21.2	19.1	29.5
N of Valid	65	90	99	68	322
N of Miss	48	22	7	7	84

Table 229: Do you share your thoughts and feelings with your father?

Response	6	8	10	12	Total
NO!	24.6	23.3	20.4	26.2	23.3
no	27.7	22.2	25.5	35.4	27.0
yes	21.5	27.8	32.7	27.7	28.0
YES!	26.2	26.7	21.4	10.8	21.7
N of Valid	65	90	98	65	318
N of Miss	48	22	8	9	87

Table 230: Do you enjoy spending time with your mother?

Response	6	8	10	12	Total
NO!	7.8	5.7	5.1	10.3	6.9
no	3.1	2.3	7.1	7.4	5.0
yes	17.2	30.7	41.4	50.0	35.4
YES!	71.9	61.4	46.5	32.4	52.7
N of Valid	64	88	99	68	319
N of Miss	49	24	7	7	87

Table 231: Do you enjoy spending time with your father?

Response	6	8	10	12	Total	
NO!	10.9	12.2	12.4	18.5	13.3	
no	3.1	3.3	13.4	6.2	7.0	
yes	21.9	28.9	28.9	47.7	31.3	
YES!	64.1	55.6	45.4	27.7	48.4	
N of Valid	64	90	97	65	316	
N of Miss	48	22	9	9	88	

Table 232: If I had a personal problem, I could ask my mom or dad for help.

Response	6	8	10	12	Total	
NO!	9.2	5.6	10.0	11.8	9.0	
no	4.6	10.0	14.0	8.8	9.9	
yes	21.5	28.9	37.0	38.2	31.9	
YES!	64.6	55.6	39.0	41.2	49.2	
N of Valid	65	90	100	68	323	
N of Miss	48	22	6	7	83	

Table 233: Do you feel very close to your father?

Response	6	8	10	12	Total	
NO!	13.8	15.6	15.2	18.2	15.6	
no	10.8	11.1	20.2	22.7	16.3	
yes	18.5	21.1	28.3	31.8	25.0	
YES!	56.9	52.2	36.4	27.3	43.1	
N of Valid	65	90	99	66	320	
N of Miss	48	22	7	9	86	

Table 234: My parents give me lots of chances to do fun things with them.

Response	6	8	10	12	Total	
NO!	9.2	4.4	8.0	10.3	7.7	
no	9.2	13.3	26.0	29.4	19.8	
yes	23.1	32.2	32.0	33.8	30.7	
YES!	58.5	50.0	34.0	26.5	41.8	
N of Valid	65	90	100	68	323	
N of Miss	48	22	6	7	83	

Table 235: My parents ask if I've gotten my homework done.

Response	6	8	10	12	Total	
NO!	0.0	3.3	5.1	4.5	3.4	
no	1.6	5.6	12.2	20.9	10.0	
yes	20.3	27.8	36.7	43.3	32.3	
YES!	78.1	63.3	45.9	31.3	54.2	
N of Valid	64	90	98	67	319	
N of Miss	49	22	8	8	87	

Table 236: People in my family have serious arguments.

Response	6	8	10	12	Total	
NO!	40.3	24.4	23.5	9.1	24.1	
no	25.8	51.1	45.9	51.5	44.6	
yes	16.1	17.8	19.4	31.8	20.9	
YES!	17.7	6.7	11.2	7.6	10.4	
N of Valid	62	90	98	66	316	
N of Miss	50	22	8	8	88	

Table 237: Would your parents know if you did not come home on time?

Response	6	8	10	12	Total
NO!	8.2	5.6	5.2	7.5	6.4
no	9.8	9.0	15.5	13.4	12.1
yes	16.4	36.0	34.0	44.8	33.4
YES!	65.6	49.4	45.4	34.3	48.1
N of Valid	61	89	97	67	314
N of Miss	51	23	9	8	91

Table 238: It is important to be honest with your parents, even if they become upset or you get punished.

Response	6	8	10	12	Total
NO!	6.3	2.2	3.1	1.5	3.2
no	1.6	9.0	9.3	5.9	6.9
yes	17.5	32.6	33.0	44.1	32.2
YES!	74.6	56.2	54.6	48.5	57.7
N of Valid	63	89	97	68	317
N of Miss	50	23	9	7	89

Table 239: My parents notice when I am doing a good job and let me know about it.

Response	6	8	10	12	Total
Never or Almost Never	6.3	10.1	6.9	11.9	8.7
Sometimes	15.6	23.6	38.6	29.9	28.0
Often	34.4	23.6	25.7	32.8	28.3
All the time	43.8	42.7	28.7	25.4	34.9
N of Valid	64	89	101	67	321
N of Miss	49	23	5	8	85

Table 240: How often do your parents tell you they're proud of you for something you've done?





Response	6	8	10	12	Total	
Never or Almost Never	8.3	5.7	10.1	11.9	8.9	
Sometimes	10.0	28.7	34.3	25.4	26.2	
Often	35.0	20.7	24.2	34.3	27.5	
All the time	46.7	44.8	31.3	28.4	37.4	
N of Valid	60	87	99	67	313	
N of Miss	53	25	7	8	93	

Table 241: How many brothers and sisters, including stepbrothers and stepsisters, do you have that are younger than you?








Response	6	8	10	12	Total	
0	26.7	30.3	38.4	27.9	31.6	
1	35.0	23.6	31.3	23.5	28.2	
2	16.7	24.7	10.1	19.1	17.4	
3	3.3	6.7	8.1	8.8	7.0	
4	6.7	3.4	2.0	13.2	5.7	
5	5.0	4.5	4.0	4.4	4.4	
6 or more	6.7	6.7	6.1	2.9	5.7	
N of Valid	60	89	99	68	316	
N of Miss	52	23	6	7	88	

Table 242: How many brothers and sisters, including stepbrothers and stepsisters, do you have that are older than you?








Response	6	8	10	12	Total	
0	39.3	22.5	27.6	42.4	31.5	
1	23.0	29.2	26.5	24.2	26.1	
2	8.2	29.2	12.2	15.2	16.9	
3	14.8	6.7	9.2	7.6	9.2	
4	8.2	4.5	5.1	4.5	5.4	
5	3.3	3.4	7.1	3.0	4.5	
6 or more	3.3	4.5	12.2	3.0	6.4	
N of Valid	61	89	98	66	314	
N of Miss	52	23	7	9	91	

Table 243: Have you changed homes in the past year (the last 12 months)?



Response	6	8	10	12	Total	
No	79.7	82.8	82.8	69.1	79.2	
Yes	20.3	17.2	17.2	30.9	20.8	
N of Valid	59	87	99	68	313	
N of Miss	54	25	7	7	93	

Table 244: How many times have you changed homes since kindergarten?






Response	6	8	10	12	Total	
Never	42.4	27.6	33.3	25.0	31.6	
1 or 2 times	35.6	35.6	32.3	30.9	33.5	
3 or 4 times	13.6	23.0	16.2	27.9	20.1	
5 or 6 times	0.0	9.2	8.1	8.8	7.0	
7 or more times	8.5	4.6	10.1	7.4	7.7	
N of Valid	59	87	99	68	313	
N of Miss	54	25	7	7	93	

Table 245: Have you changed schools (including changing from elementary to middle and middle to high school) in the past year?



Response	6	8	10	12	Total	
No	34.5	72.9	75.8	76.5	67.4	
Yes	65.5	27.1	24.2	23.5	32.6	
N of Valid	58	85	99	68	310	
N of Miss	55	27	7	7	96	

Table 246: How many times have you changed schools since kindergarten (including changing from elementary to middle and middle to high school)?

Response	6	8	10	12	Total	
Never	32.8	18.8	22.0	22.1	23.2	
1 or 2 times	53.4	56.5	36.0	33.8	44.4	
3 or 4 times	3.4	12.9	30.0	29.4	20.3	
5 or 6 times	5.2	9.4	6.0	5.9	6.8	
7 or more times	5.2	2.4	6.0	8.8	5.5	
N of Valid	58	85	100	68	311	
N of Miss	55	27	6	7	95	

Table 247: Has anyone in your family ever had severe alcohol or drug problems?

Response	6	8	10	12	Total	
No	78.2	74.1	51.0	51.5	62.4	
Yes	21.8	25.9	49.0	48.5	37.6	
N of Valid	55	85	98	68	306	
N of Miss	58	27	8	7	100	

Table 248: About how many adults (over 21) have you known personally who in the past year have: used marijuana, crack, cocaine, or other drugs?

Response	6	8	10	12	Total	
0	78.2	64.3	50.0	32.8	55.3	
1	5.5	19.0	16.3	20.9	16.1	
2	3.6	8.3	10.2	19.4	10.5	
3-4	3.6	3.6	12.2	9.0	7.6	
5+	9.1	4.8	11.2	17.9	10.5	
N of Valid	55	84	98	67	304	
N of Miss	58	28	8	8	102	

Table 249: About how many adults (over 21) have you known personally who in the past year have: sold or dealt drugs?






Response	6	8	10	12	Total	
0	83.6	78.6	60.8	54.5	68.5	
1	3.6	11.9	16.5	15.2	12.6	
2	5.5	3.6	9.3	10.6	7.3	
3-4	1.8	4.8	6.2	6.1	5.0	
5+	5.5	1.2	7.2	13.6	6.6	
N of Valid	55	84	97	66	302	
N of Miss	58	28	9	9	104	

Table 250: About how many adults (over 21) have you known personally who in the past year have: done other things that could get them in trouble with the police, like stealing, selling stolen goods, mugging or assaulting others, etc.?






Response	6	8	10	12	Total	
0	81.8	76.2	55.1	53.0	65.3	
1	7.3	14.3	20.4	18.2	15.8	
2	5.5	3.6	8.2	10.6	6.9	
3-4	0.0	1.2	10.2	1.5	4.0	
5+	5.5	4.8	6.1	16.7	7.9	
N of Valid	55	84	98	66	303	
N of Miss	58	28	8	9	103	

Table 251: About how many adults (over 21) have you known personally who in the past year have: gotten drunk or high?






Response	6	8	10	12	Total	
0	63.6	45.2	21.4	19.7	35.3	
1	12.7	19.0	22.4	16.7	18.5	
2	9.1	9.5	8.2	12.1	9.6	
3-4	1.8	9.5	20.4	12.1	12.2	
5+	12.7	16.7	27.6	39.4	24.4	
N of Valid	55	84	98	66	303	
N of Miss	58	28	8	9	103	

Table 252: Have you seen or heard information about underage drinking in the past 12 months from the following sources? Radio

Response	6	8	10	12	Total	
No	50.0	45.0	41.8	42.4	44.3	
Yes	50.0	55.0	58.2	57.6	55.7	
N of Valid	54	80	98	66	298	
N of Miss	59	32	8	9	108	

Table 253: Have you seen or heard information about underage drinking in the past 12 months from the following sources? TV.

Response	6	8	10	12	Total	
No	37.0	13.8	24.5	19.7	22.8	
Yes	63.0	86.3	75.5	80.3	77.2	
N of Valid	54	80	98	66	298	
N of Miss	59	32	8	9	108	

Table 254: Have you seen or heard information about underage drinking in the past 12 months from the following sources? Print. This includes information on underage drinking you may have seen in the newspaper, on a billboard, in pamphlets, on stickers, etc.

Response	6	8	10	12	Total	
No	47.2	34.2	43.8	40.9	41.2	
Yes	52.8	65.8	56.3	59.1	58.8	
N of Valid	53	79	96	66	294	
N of Miss	60	33	9	9	111	

Table 255: Have you seen or heard information about underage drinking in the past 12 months from the following sources? Website or social media? (Facebook, Myspace, website, etc.)

Response	6	8	10	12	Total	
No	49.1	25.0	42.9	28.8	36.0	
Yes	50.9	75.0	57.1	71.2	64.0	
N of Valid	53	80	98	66	297	
N of Miss	60	32	8	9	109	

Table 256: The next questions ask about your opinions of the information you saw or heard. If you have seen or heard more than one ad, please think about your favorite ad when answering these questions. The information about underage drinking that I saw or heard was convincing.






Response	6	8	10	12	Total	
NO!	40.4	18.8	16.7	14.9	21.0	
no	9.6	15.0	17.7	23.9	16.9	
yes	13.5	30.0	24.0	29.9	25.1	
YES!	23.1	26.3	27.1	19.4	24.4	
I have not seen or heard any ads about underage drinking in the past 12 months.	13.5	10.0	14.6	11.9	12.5	
N of Valid	52	80	96	67	295	
N of Miss	61	32	10	8	111	

Table 257: The next questions ask about your opinions of the information you saw or heard. If you have seen or heard more than one ad, please think about your favorite ad when answering these questions. The information about underage drinking that I saw or heard grabbed my attention.






Response	6	8	10	12	Total	
NO!	36.5	19.2	10.5	10.4	17.5	
no	11.5	10.3	23.2	20.9	17.1	
yes	11.5	25.6	22.1	37.3	24.7	
YES!	28.8	32.1	29.5	20.9	28.1	
I have not seen or heard any ads about underage drinking in the past 12 months.	11.5	12.8	14.7	10.4	12.7	
N of Valid	52	78	95	67	292	
N of Miss	61	34	11	8	114	

Table 258: The next questions ask about your opinions of the information you saw or heard. If you have seen or heard more than one ad, please think about your favorite ad when answering these questions. The information about underage drinking that I saw or heard said something important to me.






Response	6	8	10	12	Total	
NO!	33.3	19.2	11.6	12.1	17.6	
no	5.9	17.9	24.2	27.3	20.0	
yes	17.6	25.6	22.1	36.4	25.5	
YES!	33.3	25.6	26.3	13.6	24.5	
I have not seen or heard any ads about underage drinking in the past 12 months.	9.8	11.5	15.8	10.6	12.4	
N of Valid	51	78	95	66	290	
N of Miss	62	34	11	9	116	

Table 259: The next questions ask about your opinions of the information you saw or heard. If you have seen or heard more than one ad, please think about your favorite ad when answering these questions. Seeing or hearing this information about underage drinking made me want to stop or decrease my drinking.










Response	6	8	10	12	Total	
NO!	32.6	17.3	18.5	21.9	21.3	
no	4.3	10.7	19.6	28.1	16.6	
yes	10.9	12.0	18.5	21.9	16.2	
YES!	21.7	40.0	20.7	12.5	24.2	
I have not seen or heard any ads about underage drinking in the past 12 months.	30.4	20.0	22.8	15.6	21.7	
N of Valid	46	75	92	64	277	
N of Miss	67	37	14	11	129	

Table 260: How honest were you in filling out this survey?

Response	6	8	10	12	Total	
I was very honest	81.1	78.5	91.9	82.1	84.2	
I was honest pretty much of the time	13.2	21.5	7.1	13.4	13.4	
I was honest some of the time	1.9	0.0	0.0	4.5	1.3	
I was honest once in a while	3.8	0.0	1.0	0.0	1.0	
I was not honest at all	0.0	0.0	0.0	0.0	0.0	
N of Valid	53	79	99	67	298	
N of Miss	60	33	7	8	108	