

2010 APNA



Arkansas Prevention Needs Assessment Student Survey

Logan County Tables

Arkansas Department of Human Services
Division of Behavioral Sciences
Office of Alcohol and Drug Abuse Prevention

Conducted by International Survey Associates dba Pride Surveys

Contents

1	INTRODUCTION	11
2	PERCENTAGE TABLES	16

List of Tables

1	Sex	17
2	Age	17
3	Are you Hispanic or Latino?	17
4	What is your race? Black or African American	18
5	What is your race? Asian	18
6	What is your race? American Indian	18
7	What is your race? Alaska Native	18
8	What is your race? White	19
9	What is your race? Native Hawaiian or Other Pacific Islander	19
10	What is your race? Other	19
11	What is the highest level of schooling completed by your mother or father?	20
12	Think of where you live most of the time. Which of the following people live there with you? Mother	20
13	Think of where you live most of the time. Which of the following people live there with you? Stepmother	20
14	Think of where you live most of the time. Which of the following people live there with you? Foster Mother	21
15	Think of where you live most of the time. Which of the following people live there with you? Grandmother	21
16	Think of where you live most of the time. Which of the following people live there with you? Aunt	21
17	Think of where you live most of the time. Which of the following people live there with you? Father	21
18	Think of where you live most of the time. Which of the following people live there with you? Stepfather	22
19	Think of where you live most of the time. Which of the following people live there with you? Foster Father	22
20	Think of where you live most of the time. Which of the following people live there with you? Grandfather	22
21	Think of where you live most of the time. Which of the following people live there with you? Uncle	22
22	Think of where you live most of the time. Which of the following people live there with you? Other Adults	23
23	Think of where you live most of the time. Which of the following people live there with you? Brother(s)	23
24	Think of where you live most of the time. Which of the following people live there with you? Stepbrother(s)	23
25	Think of where you live most of the time. Which of the following people live there with you? Sister(s)	23
26	Think of where you live most of the time. Which of the following people live there with you? Stepsister(s)	24

27	Think of where you live most of the time. Which of the following people live there with you? Other Children	24
28	In my school, students have lots of chances to help decide things like class activities and rules.	24
29	Teachers ask me to work on special classroom projects.	24
30	My teacher(s) notices when I am doing a good job and lets me know about it.	25
31	There are lots of chances for students in my school to get involved in sports, clubs, and other school activities outside of class.	25
32	There are lots of chances for students in my school to talk with a teacher one-on-one.	25
33	I feel safe at my school.	26
34	The school lets my parents know when I have done something well.	26
35	My teachers praise me when I work hard in school.	26
36	Are your school grades better than the grades of most students in your class?	27
37	I have lots of chances to be part of class discussions or activities.	27
38	Now thinking back over the past year in school, how often did you: enjoy being in school?	27
39	Now thinking back over the past year in school, how often did you: hate being in school?	28
40	Now thinking back over the past year in school, how often did you: try to do your best work in school?	28
41	How often do you feel that the school work you are assigned is meaningful and important?	28
42	Putting them all together, what were your grades like last year?	29
43	How important do you think the things you are learning in school are going to be for your later life?	29
44	How interesting are most of your courses to you?	29
45	During the LAST FOUR WEEKS how many whole days of school have you missed because you skipped or 'cut'?	30
46	What are the chances you would be seen as cool if you: smoked cigarettes?	30
47	What are the chances you would be seen as cool if you: worked hard at school?	30
48	What are the chances you would be seen as cool if you: began drinking alcoholic beverages regularly, that is, at least once or twice a month?	31
49	What are the chances you would be seen as cool if you: defended someone who was being verbally abused at school?	31
50	What are the chances you would be seen as cool if you: smoked marijuana?	31
51	What are the chances you would be seen as cool if you: carried a handgun?	32

52	What are the chances you would be seen as cool if you: regularly volunteered to do community service?	32
53	Think of your four best friends (the friends you feel closest to). In the past year (12 months), how many of your best friends have: participated in clubs, organizations or activities at school?	32
54	Think of your four best friends (the friends you feel closest to). In the past year (12 months), how many of your best friends have: smoked cigarettes?	33
55	Think of your four best friends (the friends you feel closest to). In the past year (12 months), how many of your best friends have: tried beer, wine or hard liquor (for example, vodka, whiskey, or gin) when their parents didn't know about it?	33
56	Think of your four best friends (the friends you feel closest to). In the past year (12 months), how many of your best friends have: made a commitment to stay drug-free?	33
57	Think of your four best friends (the friends you feel closest to). In the past year (12 months), how many of your best friends have: used marijuana?	34
58	Think of your four best friends (the friends you feel closest to). In the past year (12 months), how many of your best friends have: tried to do well in school?	34
59	Think of your four best friends (the friends you feel closest to). In the past year (12 months), how many of your best friends have: used LSD, cocaine, amphetamines, or other illegal drugs?	34
60	Think of your four best friends (the friends you feel closest to). In the past year (12 months), how many of your best friends have: been suspended from school?	35
61	Think of your four best friends (the friends you feel closest to). In the past year (12 months), how many of your best friends have: liked school?	35
62	Think of your four best friends (the friends you feel closest to). In the past year (12 months), how many of your best friends have: carried a handgun?	35
63	Think of your four best friends (the friends you feel closest to). In the past year (12 months), how many of your best friends have: sold illegal drugs?	36
64	Think of your four best friends (the friends you feel closest to). In the past year (12 months), how many of your best friends have: regularly attended religious services?	36
65	Think of your four best friends (the friends you feel closest to). In the past year (12 months), how many of your best friends have: stolen or tried to steal a motor vehicle such as a car or motorcycle?	36
66	Think of your four best friends (the friends you feel closest to). In the past year (12 months), how many of your best friends have: been arrested?	37

67	Think of your four best friends (the friends you feel closest to). In the past year (12 months), how many of your best friends have: dropped out of school?	37
68	Think of your four best friends (the friends you feel closest to). In the past year (12 months), how many of your best friends have: been members of a gang?	37
69	How old were you when you first: smoked marijuana?	38
70	How old were you when you first: smoked a cigarette, even just a puff?	38
71	How old were you when you first: had more than a sip or two of beer, wine or hard liquor (for example, vodka, whiskey, or gin)? . . .	39
72	How old were you when you first: began drinking alcoholic beverages regularly, that is, at least once or twice a month?	39
73	How old were you when you first: used phenoxydine (pox, px, breeze)?	40
74	How old were you when you first: got suspended from school? . . .	40
75	How old were you when you first: got arrested?	41
76	How old were you when you first: carried a handgun?	41
77	How old were you when you first: attacked someone with the idea of seriously hurting them?	42
78	How old were you when you first: belonged to a gang?	42
79	How wrong do you think it is for someone your age to: take a handgun to school?	43
80	How wrong do you think it is for someone your age to: steal anything worth more than \$5?	43
81	How wrong do you think it is for someone your age to: pick a fight with someone?	43
82	How wrong do you think it is for someone your age to: attack someone with the idea of seriously hurting them?	44
83	How wrong do you think it is for someone your age to: stay away from school all day when their parents think they are at school? . .	44
84	How wrong do you think it is for someone your age to: drink beer, wine or hard liquor (for example, vodka, whiskey, or gin) regularly? .	44
85	How wrong do you think it is for someone your age to: smoke cigarettes?	45
86	How wrong do you think it is for someone your age to: smoke marijuana?	45
87	How wrong do you think it is for someone your age to: use LSD, cocaine, amphetamines or another illegal drug?	45
88	At school during the past 12 months, did you receive help from the resource teacher, speech therapist or other special education teacher?	46
89	How many times in the past year (12 months) have you: been suspended from school?	46
90	How many times in the past year (12 months) have you: carried a handgun?	46

91	How many times in the past year (12 months) have you: sold illegal drugs?	47
92	How many times in the past year (12 months) have you: stolen or tried to steal a motor vehicle such as a car or motorcycle?	47
93	How many times in the past year (12 months) have you: participated in clubs, organizations or activities at school?	48
94	How many times in the past year (12 months) have you: been arrested?	48
95	How many times in the past year (12 months) have you: done extra work on your own for school?	49
96	How many times in the past year (12 months) have you: attacked someone with the idea of seriously hurting them?	49
97	How many times in the past year (12 months) have you: been drunk or high at school?	50
98	How many times in the past year (12 months) have you: volunteered to do community service?	50
99	How many times in the past year (12 months) have you: taken a handgun to school?	51
100	Are you currently on probation, or assigned a probation officer with Juvenile Court?	51
101	Have you ever belonged to a gang?	51
102	If you have ever belonged to a gang, did that gang have a name? . .	52
103	How many times have you done the following things? done what feels good no matter what.	52
104	How many times have you done the following things? done something dangerous because someone dared you to do it.	52
105	How many times have you done the following things? done crazy things even if they are a little dangerous.	53
106	You're looking at CD's in a music store with a friend. You look up and see her slip a CD under her coat. She smiles and says 'Which one do you want? Go ahead, take it while nobody's around.' There is nobody in sight, no employees and no other customers. What would you do now?	53
107	You are visiting another part of town, and you don't know any of the people your age there. You are walking down the street, and some teenager you don't know is walking toward you. He is about your size, and as he is about to pass you, he deliberately bumps into you and you almost lose your balance. What would you say or do? .	53
108	You are at a party at someone's house, and one of your friends offers you a drink containing alcohol. What would you say or do?	54
109	It's 8:00 on a weeknight and you are about to go over to a friend's home when your mother asks you where you are going. You say 'Oh, just going to go hang out with some friends.' She says, 'No, you'll just get into trouble if you go out. Stay home tonight.' What would you do now?	54
110	How often do you attend religious services or activities?	54

111	I do the opposite of what people tell me, just to get them mad. . .	55
112	I like to see how much I can get away with.	55
113	I ignore rules that get in my way.	55
114	I think sometimes it's okay to cheat at school.	56
115	It is important to think before you act.	56
116	Sometimes I think that life is not worth it.	56
117	At times I think I am no good at all.	57
118	All in all, I am inclined to think that I am a failure.	57
119	In the past year, have you felt depressed or sad MOST days, even if you felt okay sometimes?	57
120	It is all right to beat up people if they start the fight.	58
121	I think it is okay to take something without asking if you can get away with it.	58
122	Sometimes we don't know what we will do as adults, but we may have an idea. Please answer how true these statements may be for you. WHEN I AM AN ADULT I WILL: smoke cigarettes.	58
123	Sometimes we don't know what we will do as adults, but we may have an idea. Please answer how true these statements may be for you. WHEN I AM AN ADULT I WILL: drink beer, wine, or liquor.	59
124	Sometimes we don't know what we will do as adults, but we may have an idea. Please answer how true these statements may be for you. WHEN I AM AN ADULT I WILL: smoke marijuana.	59
125	Sometimes we don't know what we will do as adults, but we may have an idea. Please answer how true these statements may be for you. WHEN I AM AN ADULT I WILL: use LSD, cocaine, amphetamines or another illegal drug.	59
126	How much do you think people risk harming themselves (physically or in other ways) if they: smoked one or more packs of cigarettes per day?	60
127	How much do you think people risk harming themselves (physically or in other ways) if they: try marijuana once or twice?	60
128	How much do you think people risk harming themselves (physically or in other ways) if they: smoke marijuana regularly?	60
129	How much do you think people risk harming themselves (physically or in other ways) if they: take one or two drinks of an alcoholic beverage (beer, wine, liquor) nearly every day?	61
130	How much do you think people risk harming themselves (physically or in other ways) if they: have five or more drinks once or twice each weekend?	61
131	Have you ever used smokeless tobacco (chew, snuff, plug, dipping tobacco, or chewing tobacco)?	61
132	How often have you taken smokeless tobacco during the past 30 days?	62
133	Have you ever smoked cigarettes?	62
134	How frequently have you smoked cigarettes during the past 30 days?	62

135	Which statement best describes rules about smoking inside your home?	63
136	Which statement best describes rules about smoking in your family cars?	63
137	During this school year, were you taught in any of your classes about the dangers of tobacco use?	64
138	During the past 12 months, have you participated in any community activities to discourage people your age from using cigarettes, chewing tobacco, snuff, dip or cigars?	64
139	On how many occasions have you had alcoholic beverages (beer, wine or hard liquor) to drink in your lifetime - more than just a few sips?	64
140	On how many occasions have you had beer, wine or hard liquor to drink during the past 30 days?	65
141	On how many occasions have you used marijuana (grass, pot) or hashish (hash, hash oil) in your lifetime?	65
142	On how many occasions have you used marijuana (grass, pot) or hashish (hash, hash oil) during the past 30 days?	65
143	On how many occasions have you used LSD or other psychedelics in your lifetime?	66
144	On how many occasions have you used LSD or other psychedelics during the past 30 days?	66
145	On how many occasions have you used cocaine or crack in your lifetime?	66
146	On how many occasions have you used cocaine or crack during the past 30 days?	67
147	On how many occasions have you sniffed glue, breathed the contents of an aerosol spray can, or inhaled other gases or sprays, in order to get high in your lifetime?	67
148	On how many occasions have you sniffed glue, breathed the contents of an aerosol spray can, or inhaled other gases or sprays, in order to get high during the past 30 days?	68
149	On how many occasions have you used phenoxydine (pox, px, breeze) in your lifetime?	68
150	On how many occasions have you used phenoxydine (pox, px, breeze) during the past 30 days?	69
151	On how many occasions have you used sedatives (tranquilizers, such as Valium or Xanax, barbiturates, or sleeping pills) without a doctor telling you to take them, in your lifetime?	69
152	On how many occasions have you used sedatives (tranquilizers, such as Valium or Xanax, barbiturates, or sleeping pills) without a doctor telling you to take them, during the past 30 days?	70
153	On how many occasions have you used methamphetamines (meth, speed, crank, crystal meth) in your lifetime?	70

154	On how many occasions have you used methamphetamines (meth, speed, crank, crystal meth) in the past 30 days?	71
155	On how many occasions have you used stimulants, other than Methamphetamines (such as amphetamines, Ritalin or Dexedrine) without a doctor telling you to take them, in your lifetime?	71
156	On how many occasions have you used stimulants, other than Methamphetamines (such as amphetamines, Ritalin or Dexedrine) without a doctor telling you to take them, during the past 30 days?	72
157	On how many occasions have you used heroin or other opiates in your lifetime?	72
158	On how many occasions have you used heroin or other opiates during the past 30 days?	73
159	On how many occasions have you used MDMA ('X', 'E', or ecstasy) in your lifetime?	73
160	On how many occasions have you used MDMA ('X', 'E', or ecstasy) during the past 30 days?	73
161	On how many occasions have you taken prescription drugs (such as Valium, Xanax, Ritalin, Adderall, OxyContin, Darvocet, or sleeping pills) on your own-that is, without a doctor telling you to take them in your lifetime?	74
162	On how many occasions have you taken prescription drugs (such as Valium, Xanax, Ritalin, Adderall, OxyContin, Darvocet, or sleeping pills) on your own-that is, without a doctor telling you to take them during the past 30 days?	74
163	On how many occasions have you taken non-prescription medicines such as diet pills (for example, Dietac, Dexatrim or Prolamine), stay-awake pills (for example No-Doz, Vivarin, or Wake), or cough or cold medicines (robos, DXM, etc.) to get high in your lifetime?	75
164	On how many occasions have you taken non-prescription medicines such as diet pills (for example, Dietac, Dexatrim or Prolamine), stay-awake pills (for example No-Doz, Vivarin, or Wake), or cough or cold medicines (robos, DXM, etc.) to get high during the past 30 days?	75
165	On how many occasions have you been drunk or very high from drinking alcoholic beverages during the past 30 days?	76
166	On how many occasions have you drunk flavored alcoholic beverages, sometimes called 'alcopops' (like Mike's Hard Lemonade, Smirnoff Ice, Bacardi Breezers, etc.) in your lifetime?	76
167	On how many occasions have you drunk flavored alcoholic beverages, sometimes called 'alcopops' (like Mike's Hard Lemonade, Smirnoff Ice, Bacardi Breezers, etc.) during the past 30 days?	77
168	Think back over the last two weeks. How many times have you had five or more alcoholic drinks in a row?	77
169	During the past 30 days, how many times did you ride in a car or other vehicle driven by someone who had been drinking alcohol?	77

170	During the past 30 days, how many times did you drive a car or other vehicle when you had been drinking alcohol?	78
171	If you drank alcohol (not just a sip or taste) in the past year, how did you usually get it?	78
172	If you drank alcohol (not just a sip or taste) in the past year, where did you usually drink it?	79
173	During the last month, about how many marijuana cigarettes, or the equivalent, did you smoke a day, on the average?	79
174	How wrong would most adults (over 21) in your neighborhood think it is for kids your age: to use marijuana?	80
175	How wrong would most adults (over 21) in your neighborhood think it is for kids your age: to drink alcohol?	80
176	How wrong would most adults (over 21) in your neighborhood think it is for kids your age: to smoke cigarettes?	80
177	How much do each of the following statements describe your neighborhood? crime and/or drug selling	81
178	How much do each of the following statements describe your neighborhood? fights	81
179	How much do each of the following statements describe your neighborhood? lots of empty or abandoned buildings	81
180	How much do each of the following statements describe your neighborhood? lots of graffiti	82
181	If I had to move, I would miss the neighborhood I now live in.	82
182	My neighbors notice when I am doing a good job and let me know about it.	82
183	I like my neighborhood.	83
184	There are lots of adults in my neighborhood I could talk to about something important.	83
185	I'd like to get out of my neighborhood.	83
186	There are people in my neighborhood who are proud of me when I do something well.	84
187	There are people in my neighborhood who encourage me to do my best.	84
188	I feel safe in my neighborhood.	84
189	Which of the following activities for people your age are available in your community? sports teams?	85
190	Which of the following activities for people your age are available in your community? scouting?	85
191	Which of the following activities for people your age are available in your community? boys and girls clubs?	85
192	Which of the following activities for people your age are available in your community? 4-H clubs?	85
193	Which of the following activities for people your age are available in your community? service clubs?	86

194	If a kid smoked marijuana in your neighborhood would he or she be caught by the police?	86
195	If a kid drank some beer, wine or hard liquor (for example, vodka, whiskey, or gin) in your neighborhood would he or she be caught by the police?	86
196	If a kid carried a handgun in your neighborhood would he or she be caught by the police?	87
197	If you wanted to get some cigarettes, how easy would it be for you to get some?	87
198	If you wanted to get some beer, wine or hard liquor (for example, vodka, whiskey, or gin), how easy would it be for you to get some?	87
199	If you wanted to get a drug like cocaine, LSD, or amphetamines, how easy would it be for you to get some?	88
200	If you wanted to get a handgun, how easy would it be for you to get one?	88
201	If you wanted to get some marijuana, how easy would it be for you to get some?	88
202	During the past 12 months, have you participated in any alcohol prevention programs or seen any alcohol prevention messages in your school or community? Yes, a school-based program focused on preventing underage drinking and/or drinking and driving.	89
203	During the past 12 months, have you participated in any alcohol prevention programs or seen any alcohol prevention messages in your school or community? Yes, a community-based program focused on preventing underage drinking and/or drinking and driving (for example, through your church or temple or through youth groups like Boys and Girls Club or 4-H).	89
204	During the past 12 months, have you participated in any alcohol prevention programs or seen any alcohol prevention messages in your school or community? Yes, a media campaign addressing underage drinking and/or drinking and driving (for example, newspaper ads, posters, pamphlets, radio, TV).	89
205	During the past 12 months, have you participated in any alcohol prevention programs or seen any alcohol prevention messages in your school or community? No	89
206	How wrong do your parents feel it would be for YOU to: drink beer, wine or hard liquor (for example, vodka, whiskey or gin) regularly?	90
207	How wrong do your parents feel it would be for YOU to: smoke cigarettes?	90
208	How wrong do your parents feel it would be for YOU to: smoke marijuana?	90
209	How wrong do your parents feel it would be for YOU to: steal something worth more than \$5?	91

210	How wrong do your parents feel it would be for YOU to: draw graffiti, write things, or draw pictures on buildings or other property (without the owner's permission)?	91
211	How wrong do your parents feel it would be for YOU to: pick a fight with someone?	91
212	During the past 12 months, have you talked with at least one of your parents about the dangers of underage drinking and/or drinking and driving? By parents, we mean either your biological parents, adoptive parents, stepparents, or adult guardians - whether or not they live with you.	92
213	Have any of your brothers or sisters ever: drunk beer, wine or hard liquor (for example, vodka, whiskey or gin)?	92
214	Have any of your brothers or sisters ever: smoked marijuana?	92
215	Have any of your brothers or sisters ever: smoked cigarettes?	92
216	Have any of your brothers or sisters ever: taken a handgun to school?	93
217	Have any of your brothers or sisters ever: been suspended or expelled from school?	93
218	The rules in my family are clear.	93
219	People in my family often insult or yell at each other.	94
220	When I am not at home, one of my parents knows where I am and who I am with.	94
221	We argue about the same things in my family over and over.	94
222	If you drank some beer or wine or liquor (for example, vodka, whiskey, or gin) without your parents' permission, would you be caught by your parents?	95
223	My family has clear rules about alcohol and drug use.	95
224	If you carried a handgun without your parents' permission, would you be caught by your parents?	95
225	If you skipped school would you be caught by your parents?	96
226	Do you feel very close to your mother?	96
227	Do you share your thoughts and feelings with your mother?	96
228	My parents ask me what I think before most family decisions affecting me are made.	97
229	Do you share your thoughts and feelings with your father?	97
230	Do you enjoy spending time with your mother?	97
231	Do you enjoy spending time with your father?	98
232	If I had a personal problem, I could ask my mom or dad for help.	98
233	Do you feel very close to your father?	98
234	My parents give me lots of chances to do fun things with them.	99
235	My parents ask if I've gotten my homework done.	99
236	People in my family have serious arguments.	99
237	Would your parents know if you did not come home on time?	100
238	It is important to be honest with your parents, even if they become upset or you get punished.	100

239	My parents notice when I am doing a good job and let me know about it.	100
240	How often do your parents tell you they're proud of you for something you've done?	101
241	How many brothers and sisters, including stepbrothers and sisters, do you have that are younger than you?	101
242	How many brothers and sisters, including stepbrothers and sisters, do you have that are older than you?	101
243	Have you changed homes in the past year (the last 12 months)?	102
244	How many times have you changed homes since kindergarten?	102
245	Have you changed schools (including changing from elementary to middle and middle to high school) in the past year?	102
246	How many times have you changed schools since kindergarten (including changing from elementary to middle and middle to high school)?	103
247	Has anyone in your family ever had severe alcohol or drug problems?	103
248	About how many adults (over 21) have you known personally who in the past year have: used marijuana, crack, cocaine, or other drugs?	103
249	About how many adults (over 21) have you known personally who in the past year have: sold or dealt drugs?	104
250	About how many adults (over 21) have you known personally who in the past year have: done other things that could get them in trouble with the police, like stealing, selling stolen goods, mugging or assaulting others, etc.?	104
251	About how many adults (over 21) have you known personally who in the past year have: gotten drunk or high?	104
252	Have you seen or heard information about underage drinking in the past 12 months from the following sources? Radio	105
253	Have you seen or heard information about underage drinking in the past 12 months from the following sources? TV.	105
254	Have you seen or heard information about underage drinking in the past 12 months from the following sources? Print. This includes information on underage drinking you may have seen in the newspaper, on a billboard, in pamphlets, on stickers, etc.	105
255	Have you seen or heard information about underage drinking in the past 12 months from the following sources? Website or social media? (Facebook, Myspace, website, etc.)	105
256	The next questions ask about your opinions of the information you saw or heard. If you have seen or heard more than one ad, please think about your favorite ad when answering these questions. The information about underage drinking that I saw or heard was convincing.	106

257	The next questions ask about your opinions of the information you saw or heard. If you have seen or heard more than one ad, please think about your favorite ad when answering these questions. The information about underage drinking that I saw or heard grabbed my attention.	106
258	The next questions ask about your opinions of the information you saw or heard. If you have seen or heard more than one ad, please think about your favorite ad when answering these questions. The information about underage drinking that I saw or heard said something important to me.	106
259	The next questions ask about your opinions of the information you saw or heard. If you have seen or heard more than one ad, please think about your favorite ad when answering these questions. Seeing or hearing this information about underage drinking made me want to stop or decrease my drinking.	107
260	How honest were you in filling out this survey?	107

List of Figures

1	Grade Chart	12
2	Gender Chart	13
3	Age Chart	14
4	Ethnic Origin Chart	15

1 INTRODUCTION

This report was generated from data collected on the *2010 Arkansas Prevention Needs Assessment Student Survey*. This report contains basic frequency tables of all data collected and graphs on the selected demographic variables of grade, gender, age and ethnic origin. The graph on ethnic origin is represented as a bar chart rather than as a pie chart. This is because students were allowed to mark more than one response for ethnic origin as opposed to being allowed to mark only one response. The bars represent the percent of students who marked each of the ethnic categories.

Questions regarding the information found in this report can be directed to:

Pride Surveys

160 Vanderbilt Court
Bowling Green, KY 42103
1-800-279-6361
www.pridesurveys.com

Grade Chart

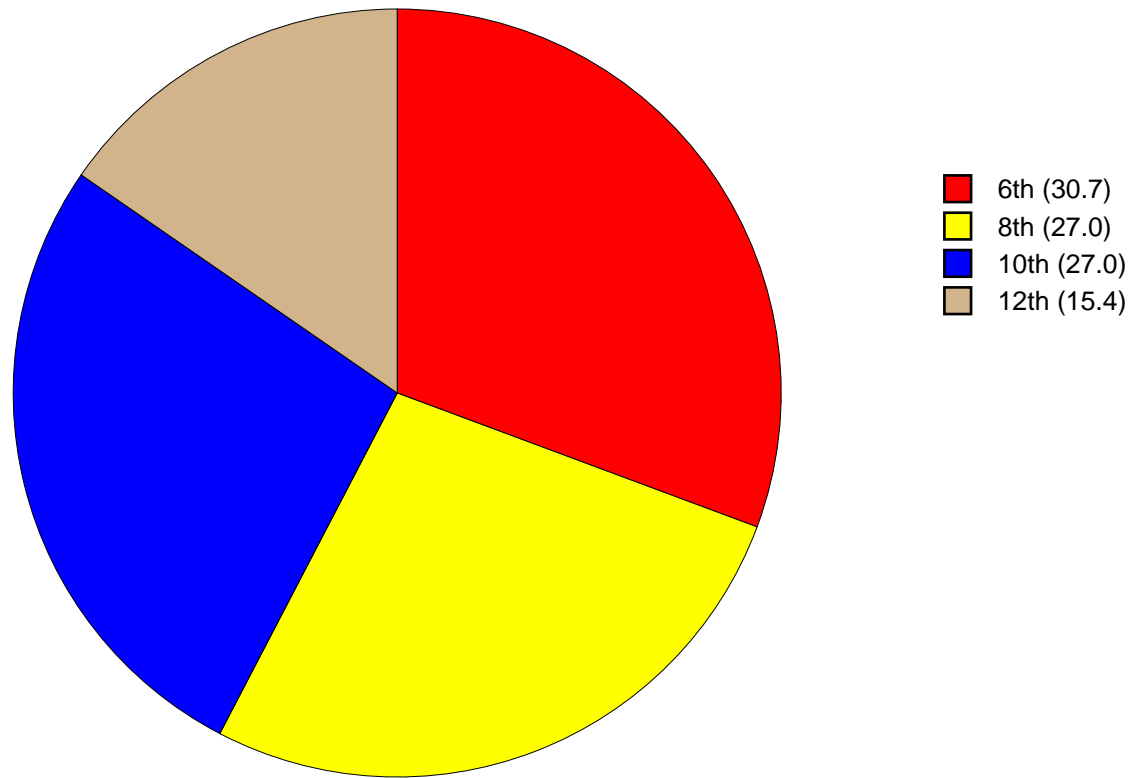


Figure 1: Grade Chart

Gender Chart

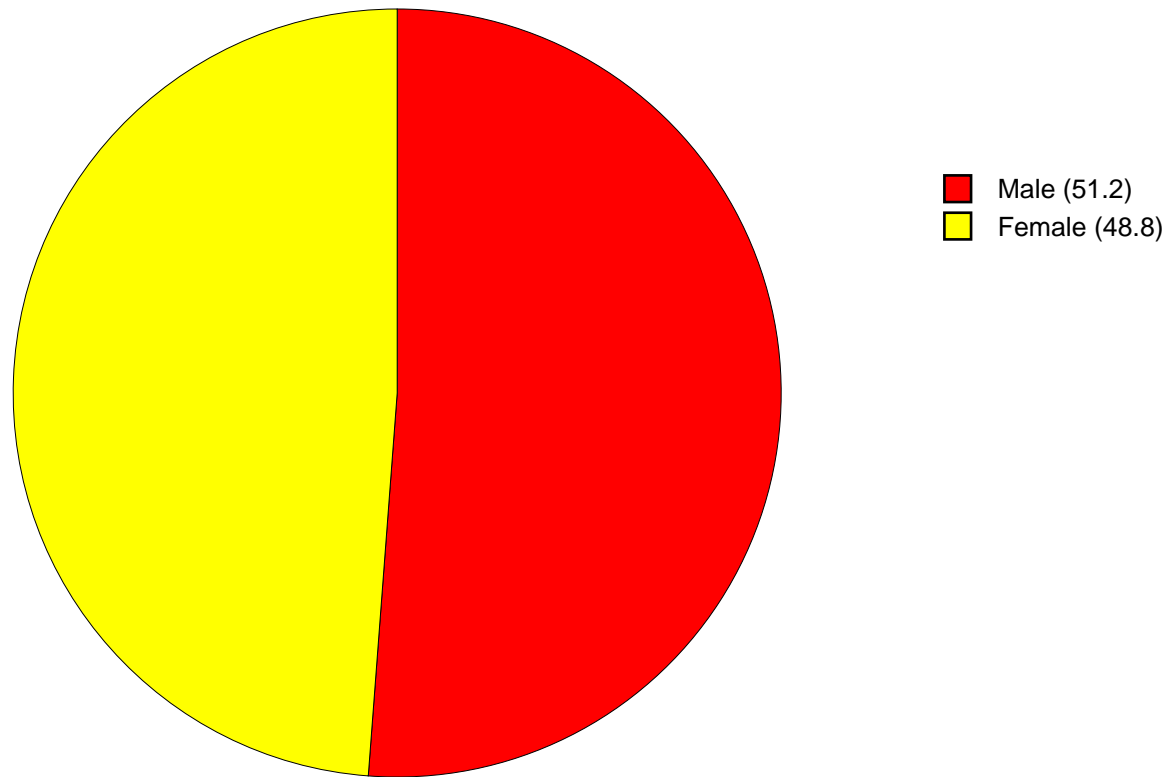


Figure 2: Gender Chart

Age Chart

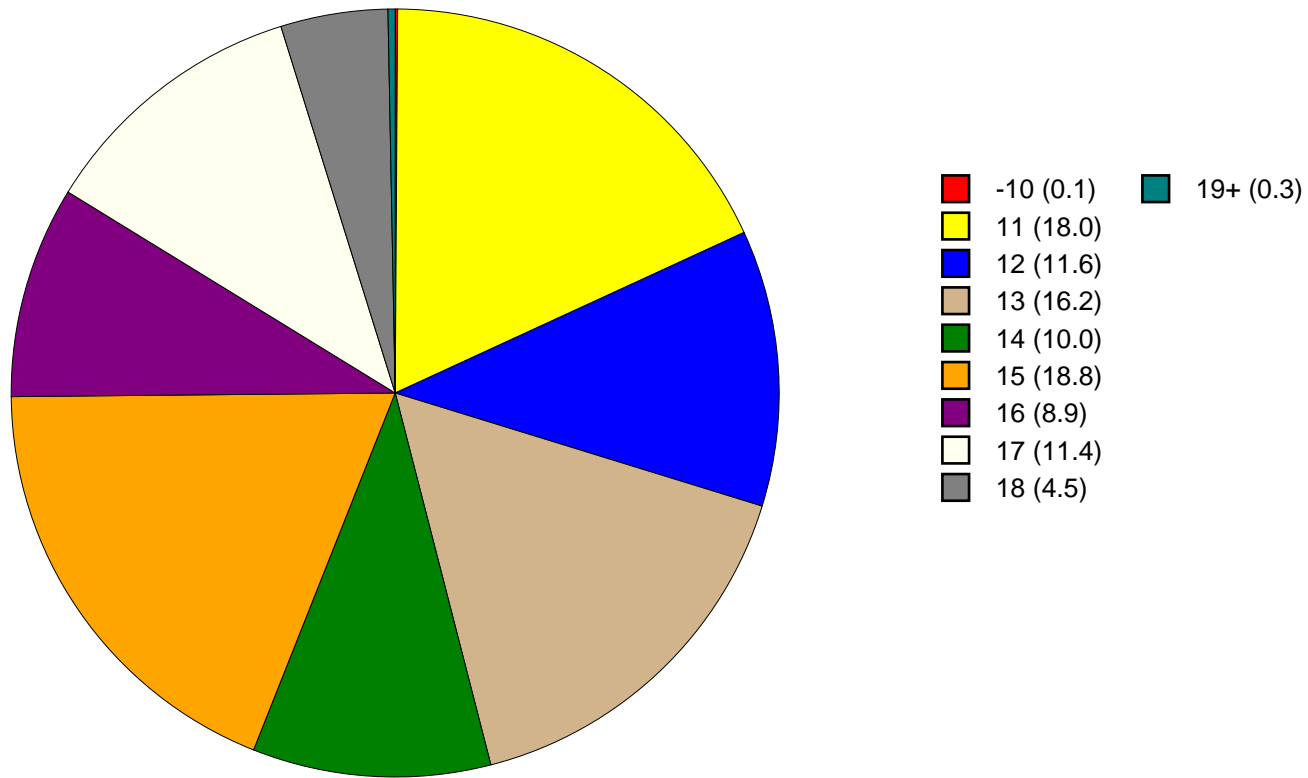


Figure 3: Age Chart

Ethnic Origin Chart

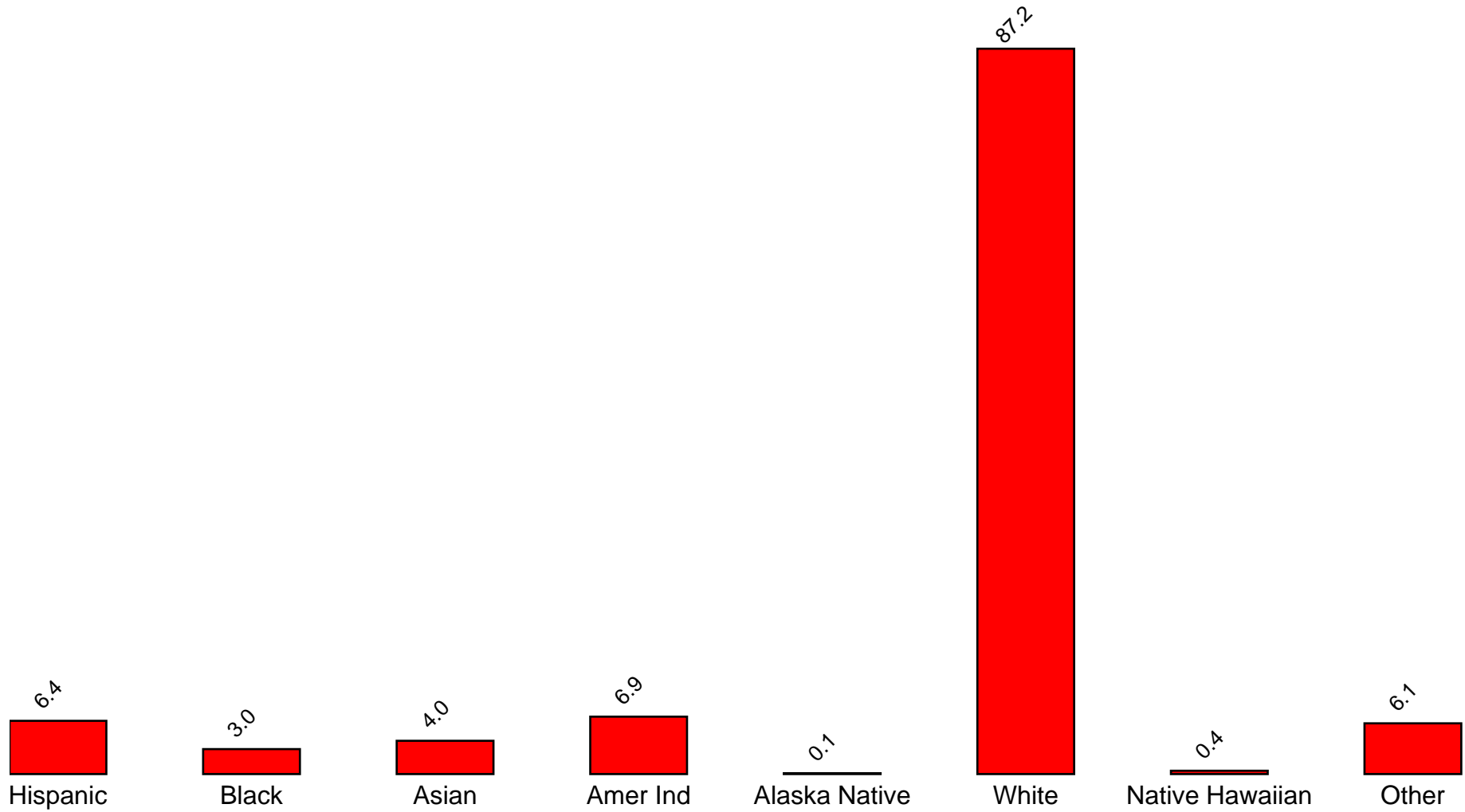


Figure 4: Ethnic Origin Chart

2 PERCENTAGE TABLES

The following tables contain frequency distribution detailing how your students responded to each question on the survey. The tables appear in the same order as the questions on the survey. The tables include breakdowns by grade level as well as overall percentages. The *N of Valid* row is a frequency count of the number of valid responses to each question for each grade and overall. The *N of Miss* row is a frequency count of the number of invalid (marked more than one response) or missing (i.e. did not respond) responses to each question for each grade and overall.

For the questions that allowed more than one response (i.e. race, live with, etc.) each response becomes a separate table. If a student did not mark the response, that was counted as a NO response, and if they did mark the response, that was counted as a YES response. Since a non response is a valid response for these questions, the *N of Miss* will always be zero for these questions.

Table 1: Sex



Response	6	8	10	12	Total	
Male	43.8	56.4	53.6	52.3	51.2	
Female	56.2	43.6	46.4	47.7	48.8	
N of Valid	219	195	192	111	717	
N of Miss	4	1	4	1	10	

Table 2: Age











Response	6	8	10	12	Total	
10 or younger	0.4	0.0	0.0	0.0	0.1	
11	58.7	0.0	0.0	0.0	18.0	
12	37.7	0.0	0.0	0.0	11.6	
13	3.1	56.6	0.0	0.0	16.2	
14	0.0	36.7	0.5	0.0	10.0	
15	0.0	6.1	63.8	0.0	18.8	
16	0.0	0.5	32.7	0.0	8.9	
17	0.0	0.0	3.1	68.8	11.4	
18	0.0	0.0	0.0	29.5	4.5	
19 or older	0.0	0.0	0.0	1.8	0.3	
N of Valid	223	196	196	112	727	
N of Miss	0	0	0	0	0	

Table 3: Are you Hispanic or Latino?



Response	6	8	10	12	Total	
No	89.9	94.1	94.8	97.2	93.6	
Yes	10.1	5.9	5.2	2.8	6.4	
N of Valid	198	188	191	109	686	
N of Miss	25	8	5	3	41	

Table 4: What is your race? Black or African American



Response	6	8	10	12	Total	
No	96.9	98.0	94.9	99.1	97.0	
Yes	3.1	2.0	5.1	0.9	3.0	
N of Valid	223	196	196	112	727	
N of Miss	0	0	0	0	0	

Table 5: What is your race? Asian



Response	6	8	10	12	Total	
No	97.8	95.9	95.4	93.8	96.0	
Yes	2.2	4.1	4.6	6.3	4.0	
N of Valid	223	196	196	112	727	
N of Miss	0	0	0	0	0	

Table 6: What is your race? American Indian



Response	6	8	10	12	Total	
No	92.4	91.8	93.9	95.5	93.1	
Yes	7.6	8.2	6.1	4.5	6.9	
N of Valid	223	196	196	112	727	
N of Miss	0	0	0	0	0	

Table 7: What is your race? Alaska Native



Response	6	8	10	12	Total	
No	99.6	100.0	100.0	100.0	99.9	
Yes	0.4	0.0	0.0	0.0	0.1	
N of Valid	223	196	196	112	727	
N of Miss	0	0	0	0	0	

Table 8: What is your race? White



Response	6	8	10	12	Total	
No	14.3	14.3	9.7	12.5	12.8	
Yes	85.7	85.7	90.3	87.5	87.2	
N of Valid	223	196	196	112	727	
N of Miss	0	0	0	0	0	

Table 9: What is your race? Native Hawaiian or Other Pacific Islander



Response	6	8	10	12	Total	
No	99.1	100.0	99.5	100.0	99.6	
Yes	0.9	0.0	0.5	0.0	0.4	
N of Valid	223	196	196	112	727	
N of Miss	0	0	0	0	0	

Table 10: What is your race? Other



Response	6	8	10	12	Total	
No	91.5	93.9	95.4	96.4	93.9	
Yes	8.5	6.1	4.6	3.6	6.1	
N of Valid	223	196	196	112	727	
N of Miss	0	0	0	0	0	

Table 11: What is the highest level of schooling completed by your mother or father?









Response	6	8	10	12	Total	
Completed grade school or less	1.4	1.6	0.0	1.8	1.1	
Some high school	5.7	3.7	13.4	8.1	7.6	
Completed high school	19.0	18.3	24.7	25.2	21.4	
Some college	12.3	15.7	17.0	18.0	15.4	
Completed college	24.2	20.4	26.3	27.0	24.2	
Graduate or professional school after college	4.3	9.4	8.2	6.3	7.1	
Don't know	29.9	30.9	6.7	9.9	20.7	
Does not apply	3.3	0.0	3.6	3.6	2.5	
N of Valid	211	191	194	111	707	
N of Miss	10	3	2	1	13	

Table 12: Think of where you live most of the time. Which of the following people live there with you? Mother



Response	6	8	10	12	Total	
No	12.6	12.8	15.3	20.5	14.6	
Yes	87.4	87.2	84.7	79.5	85.4	
N of Valid	223	196	196	112	727	
N of Miss	0	0	0	0	0	

Table 13: Think of where you live most of the time. Which of the following people live there with you? Stepmother



Response	6	8	10	12	Total	
No	93.3	95.4	88.3	93.8	92.6	
Yes	6.7	4.6	11.7	6.3	7.4	
N of Valid	223	196	196	112	727	
N of Miss	0	0	0	0	0	

Table 14: Think of where you live most of the time. Which of the following people live there with you? Foster Mother



Response	6	8	10	12	Total	
No	99.6	99.5	100.0	100.0	99.7	
Yes	0.4	0.5	0.0	0.0	0.3	
N of Valid	223	196	196	112	727	
N of Miss	0	0	0	0	0	

Table 15: Think of where you live most of the time. Which of the following people live there with you? Grandmother



Response	6	8	10	12	Total	
No	88.3	90.8	90.3	93.8	90.4	
Yes	11.7	9.2	9.7	6.3	9.6	
N of Valid	223	196	196	112	727	
N of Miss	0	0	0	0	0	

Table 16: Think of where you live most of the time. Which of the following people live there with you? Aunt



Response	6	8	10	12	Total	
No	97.8	98.5	98.5	96.4	97.9	
Yes	2.2	1.5	1.5	3.6	2.1	
N of Valid	223	196	196	112	727	
N of Miss	0	0	0	0	0	

Table 17: Think of where you live most of the time. Which of the following people live there with you? Father



Response	6	8	10	12	Total	
No	45.7	39.8	48.0	43.8	44.4	
Yes	54.3	60.2	52.0	56.3	55.6	
N of Valid	223	196	196	112	727	
N of Miss	0	0	0	0	0	

Table 18: Think of where you live most of the time. Which of the following people live there with you? Stepfather



Response	6	8	10	12	Total	
No	79.4	79.1	78.1	87.5	80.2	
Yes	20.6	20.9	21.9	12.5	19.8	
N of Valid	223	196	196	112	727	
N of Miss	0	0	0	0	0	

Table 19: Think of where you live most of the time. Which of the following people live there with you? Foster Father



Response	6	8	10	12	Total	
No	100.0	99.5	100.0	100.0	99.9	
Yes	0.0	0.5	0.0	0.0	0.1	
N of Valid	223	196	196	112	727	
N of Miss	0	0	0	0	0	

Table 20: Think of where you live most of the time. Which of the following people live there with you? Grandfather



Response	6	8	10	12	Total	
No	92.4	94.4	93.4	93.8	93.4	
Yes	7.6	5.6	6.6	6.3	6.6	
N of Valid	223	196	196	112	727	
N of Miss	0	0	0	0	0	

Table 21: Think of where you live most of the time. Which of the following people live there with you? Uncle



Response	6	8	10	12	Total	
No	97.3	95.4	96.9	98.2	96.8	
Yes	2.7	4.6	3.1	1.8	3.2	
N of Valid	223	196	196	112	727	
N of Miss	0	0	0	0	0	

Table 22: Think of where you live most of the time. Which of the following people live there with you? Other Adults

Response	6	8	10	12	Total	
No	98.2	96.9	98.0	95.5	97.4	
Yes	1.8	3.1	2.0	4.5	2.6	
N of Valid	223	196	196	112	727	
N of Miss	0	0	0	0	0	

Table 23: Think of where you live most of the time. Which of the following people live there with you? Brother(s)

Response	6	8	10	12	Total	
No	57.0	57.1	59.7	67.9	59.4	
Yes	43.0	42.9	40.3	32.1	40.6	
N of Valid	223	196	196	112	727	
N of Miss	0	0	0	0	0	

Table 24: Think of where you live most of the time. Which of the following people live there with you? Stepbrother(s)

Response	6	8	10	12	Total	
No	91.9	92.9	94.9	98.2	93.9	
Yes	8.1	7.1	5.1	1.8	6.1	
N of Valid	223	196	196	112	727	
N of Miss	0	0	0	0	0	

Table 25: Think of where you live most of the time. Which of the following people live there with you? Sister(s)

Response	6	8	10	12	Total	
No	58.7	58.2	63.8	72.3	62.0	
Yes	41.3	41.8	36.2	27.7	38.0	
N of Valid	223	196	196	112	727	
N of Miss	0	0	0	0	0	

Table 26: Think of where you live most of the time. Which of the following people live there with you? Stepsister(s)

Response	6	8	10	12	Total	
No	94.2	95.9	95.4	96.4	95.3	
Yes	5.8	4.1	4.6	3.6	4.7	
N of Valid	223	196	196	112	727	
N of Miss	0	0	0	0	0	

Table 27: Think of where you live most of the time. Which of the following people live there with you? Other Children

Response	6	8	10	12	Total	
No	97.3	94.9	94.4	91.1	94.9	
Yes	2.7	5.1	5.6	8.9	5.1	
N of Valid	223	196	196	112	727	
N of Miss	0	0	0	0	0	

Table 28: In my school, students have lots of chances to help decide things like class activities and rules.

Response	6	8	10	12	Total	
NO!	22.4	13.0	14.4	10.7	15.9	
no	38.8	31.6	34.5	21.4	33.0	
yes	32.4	42.5	42.3	50.0	40.5	
YES!	6.4	13.0	8.8	17.9	10.6	
N of Valid	219	193	194	112	718	
N of Miss	4	3	2	0	9	

Table 29: Teachers ask me to work on special classroom projects.

Response	6	8	10	12	Total	
NO!	12.3	7.3	5.7	5.4	8.1	
no	38.4	38.2	47.9	36.9	40.7	
yes	42.0	45.0	39.2	45.0	42.5	
YES!	7.3	9.4	7.2	12.6	8.7	
N of Valid	219	191	194	111	715	
N of Miss	4	5	2	1	12	

Table 30: My teacher(s) notices when I am doing a good job and lets me know about it.

Response	6	8	10	12	Total
NO!	5.5	5.2	3.6	4.5	4.7
no	11.8	17.6	25.8	19.1	18.3
yes	49.5	50.3	53.6	53.6	51.5
YES!	33.2	26.9	17.0	22.7	25.5
N of Valid	220	193	194	110	717
N of Miss	3	3	2	2	10

Table 31: There are lots of chances for students in my school to get involved in sports, clubs, and other school activities outside of class.

Response	6	8	10	12	Total
NO!	3.6	1.5	1.0	0.9	2.0
no	9.1	5.2	2.6	6.4	5.9
yes	41.8	38.1	38.9	30.0	38.2
YES!	45.5	55.2	57.5	62.7	54.0
N of Valid	220	194	193	110	717
N of Miss	2	2	3	2	9

Table 32: There are lots of chances for students in my school to talk with a teacher one-on-one.

Response	6	8	10	12	Total
NO!	2.3	4.1	4.1	2.8	3.4
no	15.1	13.4	15.5	11.9	14.2
yes	51.1	51.0	57.7	50.5	52.8
YES!	31.5	31.4	22.7	34.9	29.6
N of Valid	219	194	194	109	716
N of Miss	4	2	2	3	11

Table 33: I feel safe at my school.





Response	6	8	10	12	Total	
NO!	5.9	6.2	5.2	4.5	5.6	
no	6.8	11.3	7.3	12.7	9.0	
yes	28.1	51.8	57.5	39.1	44.1	
YES!	59.3	30.8	30.1	43.6	41.3	
N of Valid	221	195	193	110	719	
N of Miss	2	1	3	2	8	

Table 34: The school lets my parents know when I have done something well.





Response	6	8	10	12	Total	
NO!	12.3	10.9	13.0	12.7	12.2	
no	24.1	34.4	44.8	40.9	35.0	
yes	40.0	41.7	31.8	31.8	37.0	
YES!	23.6	13.0	10.4	14.5	15.8	
N of Valid	220	192	192	110	714	
N of Miss	3	4	3	2	12	

Table 35: My teachers praise me when I work hard in school.





Response	6	8	10	12	Total	
NO!	14.6	9.8	12.4	8.1	11.7	
no	32.0	36.3	36.3	33.3	34.5	
yes	42.0	44.0	40.9	42.3	42.3	
YES!	11.4	9.8	10.4	16.2	11.5	
N of Valid	219	193	193	111	716	
N of Miss	4	3	3	1	11	

Table 36: Are your school grades better than the grades of most students in your class?





Response	6	8	10	12	Total	
NO!	13.8	8.3	5.2	5.5	8.7	
no	37.2	26.0	30.1	30.9	31.3	
yes	34.4	46.4	46.1	41.8	41.9	
YES!	14.7	19.3	18.7	21.8	18.1	
N of Valid	218	192	193	110	713	
N of Miss	5	2	3	2	12	

Table 37: I have lots of chances to be part of class discussions or activities.





Response	6	8	10	12	Total	
NO!	5.0	2.6	4.1	2.7	3.8	
no	25.1	12.8	12.4	13.6	16.6	
yes	46.6	55.9	64.2	50.9	54.5	
YES!	23.3	28.7	19.2	32.7	25.1	
N of Valid	219	195	193	110	717	
N of Miss	3	1	3	2	9	

Table 38: Now thinking back over the past year in school, how often did you: enjoy being in school?






Response	6	8	10	12	Total	
Never	13.3	9.8	13.9	8.1	11.7	
Seldom	6.4	6.2	10.3	14.4	8.6	
Sometimes	33.0	38.1	35.1	37.8	35.7	
Often	20.2	27.8	27.3	27.9	25.4	
Almost always	27.1	18.0	13.4	11.7	18.5	
N of Valid	218	194	194	111	717	
N of Miss	5	2	2	1	10	

Table 39: Now thinking back over the past year in school, how often did you: hate being in school?






Response	6	8	10	12	Total	
Never	20.6	10.8	6.7	3.6	11.6	
Seldom	21.6	32.0	21.6	23.6	24.7	
Sometimes	32.1	32.0	38.1	36.4	34.4	
Often	9.6	13.4	19.6	21.8	15.2	
Almost always	16.1	11.9	13.9	14.5	14.1	
N of Valid	218	194	194	110	716	
N of Miss	5	2	2	2	11	

Table 40: Now thinking back over the past year in school, how often did you: try to do your best work in school?






Response	6	8	10	12	Total	
Never	0.9	1.0	1.0	0.9	1.0	
Seldom	0.9	1.0	6.2	2.7	2.7	
Sometimes	7.4	14.9	20.6	21.6	15.2	
Often	17.1	30.4	30.9	32.4	26.9	
Almost always	73.6	52.6	41.2	42.3	54.3	
N of Valid	216	194	194	111	715	
N of Miss	7	2	2	1	12	

Table 41: How often do you feel that the school work you are assigned is meaningful and important?






Response	6	8	10	12	Total	
Never	7.5	7.3	9.4	8.1	8.1	
Seldom	11.2	12.0	17.3	14.4	13.6	
Sometimes	25.2	27.1	38.2	36.0	30.9	
Often	32.7	31.3	27.7	35.1	31.4	
Almost always	23.4	22.4	7.3	6.3	16.1	
N of Valid	214	192	191	111	708	
N of Miss	9	4	5	1	19	

Table 42: Putting them all together, what were your grades like last year?

Response	6	8	10	12	Total	
Mostly F's	1.9	1.6	0.5	0.0	1.1	
Mostly D's	5.3	2.6	6.2	5.5	4.9	
Mostly C's	19.8	25.5	21.8	22.0	22.3	
Mostly B's	40.1	38.0	40.9	43.1	40.2	
Mostly A's	32.9	32.3	30.6	29.4	31.5	
N of Valid	207	192	193	109	701	
N of Miss	2	3	3	1	9	

Table 43: How important do you think the things you are learning in school are going to be for your later life?

Response	6	8	10	12	Total	
Very important	63.5	44.8	17.5	23.4	39.8	
Quite important	18.3	27.1	31.4	27.0	25.6	
Fairly important	11.4	18.2	27.8	30.6	20.7	
Slightly important	5.0	6.3	18.0	16.2	10.6	
Not at all important	1.8	3.6	5.2	2.7	3.4	
N of Valid	219	192	194	111	716	
N of Miss	4	4	2	1	11	

Table 44: How interesting are most of your courses to you?

Response	6	8	10	12	Total	
Very interesting and stimulating	15.4	17.9	6.7	6.4	12.3	
Quite interesting	35.0	30.0	23.2	26.4	29.1	
Fairly interesting	28.0	34.2	40.7	38.2	34.7	
Slightly dull	13.1	11.1	19.6	21.8	15.7	
Very dull	8.4	6.8	9.8	7.3	8.2	
N of Valid	214	190	194	110	708	
N of Miss	9	6	2	2	19	

Table 45: During the LAST FOUR WEEKS how many whole days of school have you missed because you skipped or 'cut'?








Response	6	8	10	12	Total	
None	71.2	83.0	81.3	69.4	76.8	
1	12.8	4.6	7.8	12.6	9.2	
2	5.9	5.2	4.7	7.2	5.6	
3	5.0	4.6	3.6	7.2	4.9	
4-5	2.3	2.1	2.1	2.7	2.2	
6-10	1.4	0.0	0.5	0.0	0.6	
11 or more	1.4	0.5	0.0	0.9	0.7	
N of Valid	219	194	193	111	717	
N of Miss	4	2	3	1	10	

Table 46: What are the chances you would be seen as cool if you: smoked cigarettes?






Response	6	8	10	12	Total	
No or very little chance	91.1	72.5	63.4	63.6	74.3	
Little chance	5.6	15.5	20.1	20.9	14.6	
Some chance	1.4	9.3	11.3	12.7	8.0	
Pretty good chance	0.9	1.0	3.6	1.8	1.8	
Very good chance	0.9	1.6	1.5	0.9	1.3	
N of Valid	214	193	194	110	711	
N of Miss	9	3	2	2	16	

Table 47: What are the chances you would be seen as cool if you: worked hard at school?






Response	6	8	10	12	Total	
No or very little chance	5.0	10.4	13.4	10.9	9.6	
Little chance	6.4	8.8	16.0	18.2	11.4	
Some chance	14.5	21.2	27.8	33.6	22.9	
Pretty good chance	22.7	28.5	29.9	29.1	27.2	
Very good chance	51.4	31.1	12.9	8.2	28.9	
N of Valid	220	193	194	110	717	
N of Miss	3	3	2	2	10	

Table 48: What are the chances you would be seen as cool if you: began drinking alcoholic beverages regularly, that is, at least once or twice a month?






Response	6	8	10	12	Total	
No or very little chance	89.7	62.7	36.1	39.1	59.9	
Little chance	4.2	17.6	19.6	14.5	13.6	
Some chance	3.3	11.9	18.0	16.4	11.7	
Pretty good chance	2.3	6.2	17.0	20.9	10.3	
Very good chance	0.5	1.6	9.3	9.1	4.5	
N of Valid	214	193	194	110	711	
N of Miss	9	3	2	2	16	

Table 49: What are the chances you would be seen as cool if you: defended someone who was being verbally abused at school?






Response	6	8	10	12	Total	
No or very little chance	18.2	17.6	8.8	12.7	14.6	
Little chance	7.5	8.3	15.5	18.2	11.5	
Some chance	17.3	14.5	28.0	30.0	21.4	
Pretty good chance	22.4	29.0	29.5	22.7	26.2	
Very good chance	34.6	30.6	18.1	16.4	26.2	
N of Valid	214	193	193	110	710	
N of Miss	9	3	3	2	17	

Table 50: What are the chances you would be seen as cool if you: smoked marijuana?






Response	6	8	10	12	Total	
No or very little chance	92.9	79.8	62.9	59.1	75.9	
Little chance	2.8	9.8	17.0	20.9	11.4	
Some chance	1.4	6.7	9.8	9.1	6.3	
Pretty good chance	2.4	2.6	5.2	6.4	3.8	
Very good chance	0.5	1.0	5.2	4.5	2.5	
N of Valid	212	193	194	110	709	
N of Miss	10	3	2	2	17	

Table 51: What are the chances you would be seen as cool if you: carried a handgun?






Response	6	8	10	12	Total	
No or very little chance	84.0	81.9	69.6	77.3	78.5	
Little chance	7.0	7.3	16.0	10.9	10.1	
Some chance	3.8	4.7	6.7	5.5	5.1	
Pretty good chance	2.3	2.6	3.1	3.6	2.8	
Very good chance	2.8	3.6	4.6	2.7	3.5	
N of Valid	213	193	194	110	710	
N of Miss	10	3	2	2	17	

Table 52: What are the chances you would be seen as cool if you: regularly volunteered to do community service?






Response	6	8	10	12	Total	
No or very little chance	26.9	28.1	27.6	29.1	27.8	
Little chance	11.8	17.2	25.0	25.5	19.0	
Some chance	17.0	24.5	24.0	25.5	22.2	
Pretty good chance	20.8	18.2	16.1	14.5	17.8	
Very good chance	23.6	12.0	7.3	5.5	13.2	
N of Valid	212	192	192	110	706	
N of Miss	11	4	4	2	21	

Table 53: Think of your four best friends (the friends you feel closest to). In the past year (12 months), how many of your best friends have: participated in clubs, organizations or activities at school?






Response	6	8	10	12	Total	
0	16.6	10.0	5.3	12.0	11.0	
1	14.7	5.8	14.7	8.3	11.3	
2	18.5	14.7	15.3	11.1	15.5	
3	13.7	16.3	13.7	22.2	15.7	
4	36.5	53.2	51.1	46.3	46.5	
N of Valid	211	190	190	108	699	
N of Miss	10	6	6	4	26	

Table 54: Think of your four best friends (the friends you feel closest to). In the past year (12 months), how many of your best friends have: smoked cigarettes?






Response	6	8	10	12	Total	
0	93.9	75.4	54.7	50.5	71.6	
1	3.3	17.3	17.4	21.5	13.7	
2	0.9	3.1	12.6	12.1	6.4	
3	0.5	0.5	6.3	1.9	2.3	
4	1.4	3.7	8.9	14.0	6.0	
N of Valid	212	191	190	107	700	
N of Miss	11	5	6	5	27	

Table 55: Think of your four best friends (the friends you feel closest to). In the past year (12 months), how many of your best friends have: tried beer, wine or hard liquor (for example, vodka, whiskey, or gin) when their parents didn't know about it?






Response	6	8	10	12	Total	
0	86.4	56.5	27.2	31.8	53.9	
1	6.5	14.7	19.4	9.3	12.7	
2	3.3	12.6	18.8	18.7	12.4	
3	0.0	6.8	7.3	8.4	5.1	
4	3.7	9.4	27.2	31.8	15.9	
N of Valid	214	191	191	107	703	
N of Miss	9	5	5	5	24	

Table 56: Think of your four best friends (the friends you feel closest to). In the past year (12 months), how many of your best friends have: made a commitment to stay drug-free?






Response	6	8	10	12	Total	
0	12.8	13.8	32.5	36.4	22.0	
1	7.3	11.1	8.4	10.3	9.1	
2	7.8	7.4	12.0	7.5	8.8	
3	4.6	13.2	6.8	10.3	8.4	
4	67.4	54.5	40.3	35.5	51.8	
N of Valid	218	189	191	107	705	
N of Miss	4	7	5	5	21	

Table 57: Think of your four best friends (the friends you feel closest to). In the past year (12 months), how many of your best friends have: used marijuana?






Response	6	8	10	12	Total	
0	97.1	79.5	67.2	65.1	79.3	
1	1.4	12.6	12.2	11.3	8.9	
2	0.5	3.7	9.0	11.3	5.3	
3	0.0	1.6	4.2	3.8	2.2	
4	1.0	2.6	7.4	8.5	4.3	
N of Valid	210	190	189	106	695	
N of Miss	11	6	7	6	30	

Table 58: Think of your four best friends (the friends you feel closest to). In the past year (12 months), how many of your best friends have: tried to do well in school?






Response	6	8	10	12	Total	
0	4.3	5.3	5.8	5.7	5.2	
1	4.8	4.2	9.4	5.7	6.0	
2	6.2	13.2	16.2	15.1	12.2	
3	12.4	17.9	17.8	22.6	17.0	
4	72.2	59.5	50.8	50.9	59.6	
N of Valid	209	190	191	106	696	
N of Miss	13	5	5	6	29	

Table 59: Think of your four best friends (the friends you feel closest to). In the past year (12 months), how many of your best friends have: used LSD, cocaine, amphetamines, or other illegal drugs?






Response	6	8	10	12	Total	
0	98.6	92.7	84.7	86.0	91.3	
1	0.5	4.7	8.4	3.7	4.3	
2	0.5	0.5	1.1	7.5	1.7	
3	0.0	0.5	2.6	0.9	1.0	
4	0.5	1.6	3.2	1.9	1.7	
N of Valid	215	191	190	107	703	
N of Miss	8	5	5	5	23	

Table 60: Think of your four best friends (the friends you feel closest to). In the past year (12 months), how many of your best friends have: been suspended from school?






Response	6	8	10	12	Total	
0	79.1	57.9	72.3	72.9	70.5	
1	12.8	18.9	12.0	13.1	14.3	
2	3.3	12.6	8.4	8.4	8.0	
3	0.9	5.3	3.1	2.8	3.0	
4	3.8	5.3	4.2	2.8	4.1	
N of Valid	211	190	191	107	699	
N of Miss	11	6	5	5	27	

Table 61: Think of your four best friends (the friends you feel closest to). In the past year (12 months), how many of your best friends have: liked school?






Response	6	8	10	12	Total	
0	20.8	23.7	32.6	32.4	26.6	
1	14.4	14.2	12.6	12.0	13.5	
2	12.5	19.5	19.5	16.7	16.9	
3	21.3	16.3	13.7	16.7	17.2	
4	31.0	26.3	21.6	22.2	25.9	
N of Valid	216	190	190	108	704	
N of Miss	6	6	6	4	22	

Table 62: Think of your four best friends (the friends you feel closest to). In the past year (12 months), how many of your best friends have: carried a handgun?






Response	6	8	10	12	Total	
0	94.8	95.8	89.0	90.7	92.9	
1	1.9	3.2	7.3	0.9	3.6	
2	1.4	0.0	2.1	1.9	1.3	
3	0.5	1.1	0.5	0.9	0.7	
4	1.4	0.0	1.0	5.6	1.6	
N of Valid	212	190	191	107	700	
N of Miss	11	5	5	5	26	

Table 63: Think of your four best friends (the friends you feel closest to). In the past year (12 months), how many of your best friends have: sold illegal drugs?






Response	6	8	10	12	Total	
0	97.2	93.1	84.6	81.3	90.2	
1	0.5	6.3	9.0	7.5	5.5	
2	0.5	0.5	3.2	5.6	2.0	
3	0.5	0.0	1.1	2.8	0.9	
4	1.4	0.0	2.1	2.8	1.4	
N of Valid	211	189	188	107	695	
N of Miss	12	6	7	5	30	

Table 64: Think of your four best friends (the friends you feel closest to). In the past year (12 months), how many of your best friends have: regularly attended religious services?






Response	6	8	10	12	Total	
0	31.7	18.3	17.5	19.4	22.3	
1	12.0	9.4	14.3	16.7	12.6	
2	12.0	16.2	26.5	26.9	19.4	
3	14.9	20.4	13.8	21.3	17.1	
4	29.3	35.6	28.0	15.7	28.6	
N of Valid	208	191	189	108	696	
N of Miss	14	5	6	4	29	

Table 65: Think of your four best friends (the friends you feel closest to). In the past year (12 months), how many of your best friends have: stolen or tried to steal a motor vehicle such as a car or motorcycle?






Response	6	8	10	12	Total	
0	96.7	89.0	91.6	89.7	92.2	
1	1.4	8.4	4.7	3.7	4.6	
2	0.9	1.6	1.0	3.7	1.6	
3	0.0	0.5	1.0	1.9	0.7	
4	0.9	0.5	1.6	0.9	1.0	
N of Valid	213	191	191	107	702	
N of Miss	10	5	5	5	25	

Table 66: Think of your four best friends (the friends you feel closest to). In the past year (12 months), how many of your best friends have: been arrested?






Response	6	8	10	12	Total	
0	93.9	82.5	83.8	83.2	86.4	
1	3.3	11.1	9.4	9.3	8.0	
2	1.9	3.7	2.6	3.7	2.9	
3	0.5	2.1	2.1	2.8	1.7	
4	0.5	0.5	2.1	0.9	1.0	
N of Valid	213	189	191	107	700	
N of Miss	10	7	5	5	27	

Table 67: Think of your four best friends (the friends you feel closest to). In the past year (12 months), how many of your best friends have: dropped out of school?






Response	6	8	10	12	Total	
0	96.7	97.4	90.0	81.9	92.8	
1	1.9	1.6	7.9	11.4	4.9	
2	0.0	0.5	0.5	2.9	0.7	
3	0.0	0.5	0.5	2.9	0.7	
4	1.4	0.0	1.1	1.0	0.9	
N of Valid	212	191	190	105	698	
N of Miss	11	5	6	7	29	

Table 68: Think of your four best friends (the friends you feel closest to). In the past year (12 months), how many of your best friends have: been members of a gang?






Response	6	8	10	12	Total	
0	91.6	91.1	91.1	94.4	91.7	
1	4.7	4.7	5.2	3.7	4.7	
2	1.4	3.1	0.5	0.9	1.6	
3	0.9	1.0	1.0	0.0	0.9	
4	1.4	0.0	2.1	0.9	1.1	
N of Valid	214	191	191	107	703	
N of Miss	9	5	5	5	24	

Table 69: How old were you when you first: smoked marijuana?










Response	6	8	10	12	Total	
Never	98.6	92.7	81.6	75.9	88.9	
10 or younger	0.9	2.6	1.6	1.9	1.7	
11	0.5	0.5	1.6	1.9	1.0	
12	0.0	2.1	1.6	1.9	1.3	
13	0.0	2.1	4.2	4.6	2.4	
14	0.0	0.0	4.7	4.6	2.0	
15	0.0	0.0	3.2	4.6	1.6	
16	0.0	0.0	1.6	2.8	0.9	
17 or older	0.0	0.0	0.0	1.9	0.3	
N of Valid	213	191	190	108	702	
N of Miss	9	4	6	4	23	

Table 70: How old were you when you first: smoked a cigarette, even just a puff?










Response	6	8	10	12	Total	
Never	90.6	77.1	60.4	60.7	74.1	
10 or younger	6.6	10.9	12.5	16.8	10.9	
11	2.3	1.6	3.1	1.9	2.3	
12	0.5	5.2	5.2	3.7	3.6	
13	0.0	4.2	3.6	3.7	2.7	
14	0.0	0.5	6.3	6.5	2.8	
15	0.0	0.5	7.3	3.7	2.7	
16	0.0	0.0	1.0	0.0	0.3	
17 or older	0.0	0.0	0.5	2.8	0.6	
N of Valid	213	192	192	107	704	
N of Miss	9	4	4	4	21	

Table 71: How old were you when you first: had more than a sip or two of beer, wine or hard liquor (for example, vodka, whiskey, or gin)?










Response	6	8	10	12	Total	
Never	78.6	55.2	39.6	32.1	54.5	
10 or younger	14.9	14.6	14.1	7.3	13.4	
11	5.6	9.4	3.6	4.6	5.9	
12	0.9	6.8	5.7	2.8	4.1	
13	0.0	10.4	10.4	10.1	7.2	
14	0.0	2.6	12.5	14.7	6.4	
15	0.0	1.0	12.0	11.0	5.2	
16	0.0	0.0	2.1	11.9	2.4	
17 or older	0.0	0.0	0.0	5.5	0.8	
N of Valid	215	192	192	109	708	
N of Miss	8	4	4	3	19	

Table 72: How old were you when you first: began drinking alcoholic beverages regularly, that is, at least once or twice a month?










Response	6	8	10	12	Total	
Never	97.2	90.6	76.0	70.4	85.5	
10 or younger	1.4	0.5	1.6	1.9	1.3	
11	1.4	1.6	1.6	0.0	1.3	
12	0.0	2.1	0.0	1.9	0.9	
13	0.0	3.1	3.6	0.9	2.0	
14	0.0	2.1	6.8	2.8	2.8	
15	0.0	0.0	7.8	8.3	3.4	
16	0.0	0.0	2.1	8.3	1.8	
17 or older	0.0	0.0	0.5	5.6	1.0	
N of Valid	213	192	192	108	705	
N of Miss	10	4	4	4	22	

Table 73: How old were you when you first: used phenoxydine (pox, px, breeze)?


Response	6	8	10	12	Total	
Never	100.0	100.0	100.0	100.0	100.0	
10 or younger	0.0	0.0	0.0	0.0	0.0	
11	0.0	0.0	0.0	0.0	0.0	
12	0.0	0.0	0.0	0.0	0.0	
13	0.0	0.0	0.0	0.0	0.0	
14	0.0	0.0	0.0	0.0	0.0	
15	0.0	0.0	0.0	0.0	0.0	
16	0.0	0.0	0.0	0.0	0.0	
17 or older	0.0	0.0	0.0	0.0	0.0	
N of Valid	211	190	190	108	699	
N of Miss	12	6	4	4	26	

Table 74: How old were you when you first: got suspended from school?










Response	6	8	10	12	Total	
Never	92.5	75.9	79.4	75.7	81.8	
10 or younger	5.2	5.8	4.8	1.9	4.7	
11	1.4	2.6	3.2	3.7	2.6	
12	0.9	6.3	4.8	5.6	4.1	
13	0.0	6.8	4.8	3.7	3.7	
14	0.0	2.6	2.1	4.7	2.0	
15	0.0	0.0	0.5	1.9	0.4	
16	0.0	0.0	0.5	1.9	0.4	
17 or older	0.0	0.0	0.0	0.9	0.1	
N of Valid	212	191	189	107	699	
N of Miss	10	4	5	5	24	

Table 75: How old were you when you first: got arrested?










Response	6	8	10	12	Total	
Never	98.1	92.7	92.1	90.5	93.9	
10 or younger	0.5	1.6	0.5	0.0	0.7	
11	1.4	1.0	0.5	1.0	1.0	
12	0.0	0.5	0.5	0.0	0.3	
13	0.0	3.1	1.0	0.0	1.1	
14	0.0	0.5	1.6	3.8	1.1	
15	0.0	0.5	1.6	1.9	0.9	
16	0.0	0.0	2.1	1.9	0.9	
17 or older	0.0	0.0	0.0	1.0	0.1	
N of Valid	214	191	191	105	701	
N of Miss	9	5	5	7	26	

Table 76: How old were you when you first: carried a handgun?









Response	6	8	10	12	Total	
Never	93.0	96.9	94.7	88.0	93.7	
10 or younger	2.3	0.5	2.1	1.9	1.7	
11	3.7	0.5	0.5	2.8	1.8	
12	0.9	0.0	1.1	0.9	0.7	
13	0.0	1.0	0.5	0.0	0.4	
14	0.0	0.5	1.1	0.9	0.6	
15	0.0	0.5	0.0	1.9	0.4	
16	0.0	0.0	0.0	0.0	0.0	
17 or older	0.0	0.0	0.0	3.7	0.6	
N of Valid	214	191	190	108	703	
N of Miss	9	5	5	4	23	

Table 77: How old were you when you first: attacked someone with the idea of seriously hurting them?










Response	6	8	10	12	Total	
Never	87.9	84.9	81.8	78.7	84.0	
10 or younger	5.6	5.2	7.3	4.6	5.8	
11	4.7	0.5	0.0	0.9	1.7	
12	1.4	4.2	1.6	3.7	2.5	
13	0.5	4.7	2.6	0.0	2.1	
14	0.0	0.5	1.6	3.7	1.1	
15	0.0	0.0	2.1	2.8	1.0	
16	0.0	0.0	2.6	2.8	1.1	
17 or older	0.0	0.0	0.5	2.8	0.6	
N of Valid	214	192	192	108	706	
N of Miss	9	4	4	4	21	

Table 78: How old were you when you first: belonged to a gang?









Response	6	8	10	12	Total	
Never	96.7	96.4	94.3	96.3	95.9	
10 or younger	1.4	0.5	2.1	1.9	1.4	
11	0.9	0.5	0.5	0.9	0.7	
12	0.9	2.6	0.0	0.0	1.0	
13	0.0	0.0	0.5	0.0	0.1	
14	0.0	0.0	1.0	0.0	0.3	
15	0.0	0.0	1.6	0.0	0.4	
16	0.0	0.0	0.0	0.9	0.1	
17 or older	0.0	0.0	0.0	0.0	0.0	
N of Valid	214	192	192	108	706	
N of Miss	9	4	4	4	21	

Table 79: How wrong do you think it is for someone your age to: take a handgun to school?





Response	6	8	10	12	Total	
Very wrong	87.6	88.5	84.5	88.0	87.0	
Wrong	10.1	9.9	11.4	6.5	9.9	
A little bit wrong	1.4	1.6	2.1	2.8	1.8	
Not wrong at all	0.9	0.0	2.1	2.8	1.3	
N of Valid	217	192	193	108	710	
N of Miss	6	4	3	4	17	

Table 80: How wrong do you think it is for someone your age to: steal anything worth more than \$5?





Response	6	8	10	12	Total	
Very wrong	69.0	65.1	53.1	59.8	62.2	
Wrong	22.2	26.0	26.6	27.1	25.2	
A little bit wrong	7.4	8.3	15.6	9.3	10.2	
Not wrong at all	1.4	0.5	4.7	3.7	2.4	
N of Valid	216	192	192	107	707	
N of Miss	7	4	4	5	20	

Table 81: How wrong do you think it is for someone your age to: pick a fight with someone?





Response	6	8	10	12	Total	
Very wrong	58.4	40.8	31.3	34.3	42.6	
Wrong	23.4	31.4	34.4	37.0	30.6	
A little bit wrong	12.6	23.0	22.4	21.3	19.4	
Not wrong at all	5.6	4.7	12.0	7.4	7.4	
N of Valid	214	191	192	108	705	
N of Miss	9	5	4	4	22	

Table 82: How wrong do you think it is for someone your age to: attack someone with the idea of seriously hurting them?





Response	6	8	10	12	Total	
Very wrong	81.0	73.4	54.9	64.8	69.4	
Wrong	11.1	16.1	28.0	22.2	18.8	
A little bit wrong	5.1	6.3	12.4	5.6	7.5	
Not wrong at all	2.8	4.2	4.7	7.4	4.4	
N of Valid	216	192	193	108	709	
N of Miss	7	4	3	4	18	

Table 83: How wrong do you think it is for someone your age to: stay away from school all day when their parents think they are at school?





Response	6	8	10	12	Total	
Very wrong	82.8	69.3	42.5	38.9	61.4	
Wrong	12.1	19.8	34.7	32.4	23.4	
A little bit wrong	3.7	7.8	16.6	20.4	10.9	
Not wrong at all	1.4	3.1	6.2	8.3	4.2	
N of Valid	215	192	193	108	708	
N of Miss	7	4	3	4	18	

Table 84: How wrong do you think it is for someone your age to: drink beer, wine or hard liquor (for example, vodka, whiskey, or gin) regularly?





Response	6	8	10	12	Total	
Very wrong	85.0	66.1	41.7	36.1	60.6	
Wrong	8.4	17.7	20.8	28.7	17.4	
A little bit wrong	3.3	13.5	21.9	19.4	13.6	
Not wrong at all	3.3	2.6	15.6	15.7	8.4	
N of Valid	214	192	192	108	706	
N of Miss	9	4	4	4	21	

Table 85: How wrong do you think it is for someone your age to: smoke cigarettes?





Response	6	8	10	12	Total	
Very wrong	87.0	78.1	52.8	46.8	69.2	
Wrong	6.5	15.1	17.1	22.0	14.1	
A little bit wrong	3.2	4.7	18.1	11.9	9.0	
Not wrong at all	3.2	2.1	11.9	19.3	7.7	
N of Valid	216	192	193	109	710	
N of Miss	7	4	3	3	17	

Table 86: How wrong do you think it is for someone your age to: smoke marijuana?





Response	6	8	10	12	Total	
Very wrong	92.1	88.0	65.6	65.4	79.7	
Wrong	5.6	4.7	15.1	16.8	9.6	
A little bit wrong	1.9	5.2	7.3	7.5	5.1	
Not wrong at all	0.5	2.1	12.0	10.3	5.5	
N of Valid	215	192	192	107	706	
N of Miss	8	4	4	5	21	

Table 87: How wrong do you think it is for someone your age to: use LSD, cocaine, amphetamines or another illegal drug?





Response	6	8	10	12	Total	
Very wrong	95.8	95.3	87.0	88.0	92.1	
Wrong	2.3	3.1	6.8	5.6	4.2	
A little bit wrong	1.4	1.0	4.7	0.9	2.1	
Not wrong at all	0.5	0.5	1.6	5.6	1.6	
N of Valid	216	192	192	108	708	
N of Miss	7	4	4	4	19	

Table 88: At school during the past 12 months, did you receive help from the resource teacher, speech therapist or other special education teacher?



Response	6	8	10	12	Total	
No	69.7	81.8	88.6	94.2	81.9	
Yes	30.3	18.2	11.4	5.8	18.1	
N of Valid	201	181	185	103	670	
N of Miss	22	15	11	9	57	

Table 89: How many times in the past year (12 months) have you: been suspended from school?







Response	6	8	10	12	Total	
Never	94.9	85.9	91.6	90.7	90.9	
1 to 2 times	4.7	12.0	6.8	6.5	7.5	
3 to 5 times	0.0	1.6	0.5	2.8	1.0	
6 to 9 times	0.5	0.0	0.5	0.0	0.3	
10 to 19 times	0.0	0.5	0.0	0.0	0.1	
20 to 29 times	0.0	0.0	0.5	0.0	0.1	
30 to 39 times	0.0	0.0	0.0	0.0	0.0	
40+ times	0.0	0.0	0.0	0.0	0.0	
N of Valid	215	192	191	108	706	
N of Miss	8	4	5	4	21	

Table 90: How many times in the past year (12 months) have you: carried a handgun?








Response	6	8	10	12	Total	
Never	92.5	96.9	94.8	91.7	94.2	
1 to 2 times	3.8	2.1	1.0	1.9	2.3	
3 to 5 times	0.5	0.5	1.0	1.9	0.9	
6 to 9 times	0.9	0.0	1.0	2.8	1.0	
10 to 19 times	0.5	0.0	1.0	0.0	0.4	
20 to 29 times	0.5	0.0	0.0	0.0	0.1	
30 to 39 times	0.0	0.0	0.0	0.0	0.0	
40+ times	1.4	0.5	1.0	1.9	1.1	
N of Valid	213	192	191	108	704	
N of Miss	10	4	5	4	23	

Table 91: How many times in the past year (12 months) have you: sold illegal drugs?







Response	6	8	10	12	Total	
Never	98.6	99.5	94.8	90.7	96.6	
1 to 2 times	0.0	0.0	1.6	2.8	0.9	
3 to 5 times	0.0	0.0	0.5	1.9	0.4	
6 to 9 times	0.0	0.0	1.0	1.9	0.6	
10 to 19 times	0.0	0.5	0.5	1.9	0.6	
20 to 29 times	0.0	0.0	0.0	0.0	0.0	
30 to 39 times	0.0	0.0	0.0	0.0	0.0	
40+ times	1.4	0.0	1.6	0.9	1.0	
N of Valid	213	192	191	108	704	
N of Miss	10	4	5	4	23	

Table 92: How many times in the past year (12 months) have you: stolen or tried to steal a motor vehicle such as a car or motorcycle?






Response	6	8	10	12	Total	
Never	97.7	98.4	95.3	96.3	97.0	
1 to 2 times	1.4	1.0	2.6	1.9	1.7	
3 to 5 times	0.0	0.5	0.5	0.0	0.3	
6 to 9 times	0.0	0.0	0.5	0.9	0.3	
10 to 19 times	0.0	0.0	0.0	0.0	0.0	
20 to 29 times	0.0	0.0	0.0	0.0	0.0	
30 to 39 times	0.0	0.0	0.0	0.0	0.0	
40+ times	0.9	0.0	1.1	0.9	0.7	
N of Valid	215	191	190	108	704	
N of Miss	8	5	6	4	23	

Table 93: How many times in the past year (12 months) have you: participated in clubs, organizations or activities at school?









Response	6	8	10	12	Total	
Never	30.8	17.3	16.2	19.4	21.4	
1 to 2 times	26.6	19.4	14.1	11.1	18.9	
3 to 5 times	11.7	19.4	8.9	10.2	12.8	
6 to 9 times	7.9	9.4	9.4	11.1	9.2	
10 to 19 times	7.9	7.9	8.9	10.2	8.5	
20 to 29 times	3.7	5.8	6.8	6.5	5.5	
30 to 39 times	2.3	1.0	3.1	4.6	2.6	
40+ times	8.9	19.9	32.5	26.9	21.0	
N of Valid	214	191	191	108	704	
N of Miss	9	5	5	4	23	

Table 94: How many times in the past year (12 months) have you: been arrested?








Response	6	8	10	12	Total	
Never	96.3	94.2	94.8	93.5	94.9	
1 to 2 times	1.4	4.7	3.7	2.8	3.1	
3 to 5 times	1.4	0.5	0.5	1.9	1.0	
6 to 9 times	0.0	0.5	0.5	0.0	0.3	
10 to 19 times	0.0	0.0	0.0	0.9	0.1	
20 to 29 times	0.0	0.0	0.0	0.9	0.1	
30 to 39 times	0.0	0.0	0.0	0.0	0.0	
40+ times	0.9	0.0	0.5	0.0	0.4	
N of Valid	214	190	191	108	703	
N of Miss	8	6	5	4	23	

Table 95: How many times in the past year (12 months) have you: done extra work on your own for school?









Response	6	8	10	12	Total	
Never	33.2	30.7	36.6	31.5	33.2	
1 to 2 times	28.6	21.4	18.8	14.8	21.9	
3 to 5 times	15.7	18.2	17.3	10.2	16.0	
6 to 9 times	6.9	10.9	11.0	11.1	9.7	
10 to 19 times	5.5	7.8	5.8	13.9	7.5	
20 to 29 times	3.7	3.1	6.8	13.0	5.8	
30 to 39 times	1.4	1.6	0.5	1.9	1.3	
40+ times	5.1	6.3	3.1	3.7	4.7	
N of Valid	217	192	191	108	708	
N of Miss	5	4	5	4	18	

Table 96: How many times in the past year (12 months) have you: attacked someone with the idea of seriously hurting them?









Response	6	8	10	12	Total	
Never	89.3	89.1	82.6	84.3	86.7	
1 to 2 times	7.9	8.3	12.1	9.3	9.4	
3 to 5 times	1.4	1.6	3.2	1.9	2.0	
6 to 9 times	0.5	0.0	0.0	1.9	0.4	
10 to 19 times	0.5	0.0	0.5	0.9	0.4	
20 to 29 times	0.0	0.0	0.0	0.9	0.1	
30 to 39 times	0.0	0.5	0.0	0.0	0.1	
40+ times	0.5	0.5	1.6	0.9	0.9	
N of Valid	215	192	190	108	705	
N of Miss	8	4	6	4	22	

Table 97: How many times in the past year (12 months) have you: been drunk or high at school?









Response	6	8	10	12	Total	
Never	97.2	97.4	89.5	88.0	93.7	
1 to 2 times	1.4	2.1	5.2	2.8	2.8	
3 to 5 times	0.5	0.0	1.6	3.7	1.1	
6 to 9 times	0.0	0.5	0.5	0.0	0.3	
10 to 19 times	0.0	0.0	1.0	0.9	0.4	
20 to 29 times	0.0	0.0	0.0	2.8	0.4	
30 to 39 times	0.0	0.0	0.5	0.0	0.1	
40+ times	0.9	0.0	1.6	1.9	1.0	
N of Valid	213	190	191	108	702	
N of Miss	10	5	5	4	24	

Table 98: How many times in the past year (12 months) have you: volunteered to do community service?









Response	6	8	10	12	Total	
Never	60.5	57.3	53.4	51.9	56.4	
1 to 2 times	20.5	19.8	18.8	13.0	18.7	
3 to 5 times	6.0	13.0	8.9	7.4	8.9	
6 to 9 times	5.1	3.6	6.3	7.4	5.4	
10 to 19 times	3.7	2.6	5.2	9.3	4.7	
20 to 29 times	0.5	1.0	4.2	5.6	2.4	
30 to 39 times	0.0	1.0	0.5	1.9	0.7	
40+ times	3.7	1.6	2.6	3.7	2.8	
N of Valid	215	192	191	108	706	
N of Miss	7	4	5	4	20	

Table 99: How many times in the past year (12 months) have you: taken a handgun to school?






Response	6	8	10	12	Total	
Never	99.1	99.5	99.0	96.3	98.7	
1 to 2 times	0.0	0.5	0.0	0.0	0.1	
3 to 5 times	0.5	0.0	0.5	0.9	0.4	
6 to 9 times	0.0	0.0	0.0	0.9	0.1	
10 to 19 times	0.0	0.0	0.0	0.0	0.0	
20 to 29 times	0.0	0.0	0.0	0.0	0.0	
30 to 39 times	0.0	0.0	0.0	0.0	0.0	
40+ times	0.5	0.0	0.5	1.9	0.6	
N of Valid	214	192	191	108	705	
N of Miss	9	4	5	4	22	

Table 100: Are you currently on probation, or assigned a probation officer with Juvenile Court?



Response	6	8	10	12	Total	
No	95.6	96.4	95.0	95.0	95.5	
Yes	4.4	3.6	5.0	5.0	4.5	
N of Valid	180	168	179	100	627	
N of Miss	43	28	17	12	100	

Table 101: Have you ever belonged to a gang?






Response	6	8	10	12	Total	
No	94.4	93.2	90.2	94.4	92.9	
No, but would like to	0.5	2.6	4.1	1.9	2.3	
Yes, in the past	1.9	2.6	4.1	0.9	2.5	
Yes, belong now	2.3	1.6	1.0	2.8	1.8	
Yes, but would like to get out	0.9	0.0	0.5	0.0	0.4	
N of Valid	215	191	193	108	707	
N of Miss	8	5	3	4	20	

Table 102: If you have ever belonged to a gang, did that gang have a name?

Response	6	8	10	12	Total
No	8.1	9.0	3.7	17.1	8.5
Yes	4.8	3.7	6.3	4.8	4.9
I have never belonged to a gang	87.1	87.2	90.0	78.1	86.6
N of Valid	210	188	190	105	693
N of Miss	12	7	4	7	30

Table 103: How many times have you done the following things? done what feels good no matter what.

Response	6	8	10	12	Total
Never	49.8	41.3	26.2	25.0	37.1
I've done it, but not in the past year	12.6	14.8	15.2	14.8	14.2
Less than once a month	4.3	11.1	15.7	19.4	11.7
About once a month	5.3	4.2	7.3	10.2	6.3
2 or 3 times a month	7.2	10.1	11.0	7.4	9.1
Once a week or more	20.8	18.5	24.6	23.1	21.6
N of Valid	207	189	191	108	695
N of Miss	15	7	5	4	31

Table 104: How many times have you done the following things? done something dangerous because someone dared you to do it.

Response	6	8	10	12	Total
Never	73.6	56.0	37.7	38.0	53.6
I've done it, but not in the past year	16.5	25.1	22.5	28.7	22.4
Less than once a month	2.8	7.3	13.1	17.6	9.1
About once a month	0.5	6.3	8.9	6.5	5.3
2 or 3 times a month	2.8	2.1	9.9	6.5	5.1
Once a week or more	3.8	3.1	7.9	2.8	4.6
N of Valid	212	191	191	108	702
N of Miss	11	5	5	4	25

Table 105: How many times have you done the following things? done crazy things even if they are a little dangerous.

Response	6	8	10	12	Total	
Never	66.0	39.8	23.0	28.0	41.4	
I've done it, but not in the past year	14.6	29.3	15.7	22.4	20.1	
Less than once a month	6.6	10.5	20.9	17.8	13.3	
About once a month	3.8	8.4	9.9	8.4	7.4	
2 or 3 times a month	4.2	5.8	14.7	10.3	8.4	
Once a week or more	4.7	6.3	15.7	13.1	9.4	
N of Valid	212	191	191	107	701	
N of Miss	11	5	5	5	26	

Table 106: You're looking at CD's in a music store with a friend. You look up and see her slip a CD under her coat. She smiles and says 'Which one do you want? Go ahead, take it while nobody's around.' There is nobody in sight, no employees and no other customers. What would you do now?

Response	6	8	10	12	Total	
Ignore her	7.1	17.3	21.6	29.4	17.3	
Grab a CD and leave the store	2.8	3.1	11.6	9.2	6.3	
Tell her to put the CD back	69.2	44.0	38.9	30.3	48.1	
Act like it is a joke, and ask her to put the CD back	20.9	35.6	27.9	31.2	28.4	
N of Valid	211	191	190	109	701	
N of Miss	9	4	6	3	22	

Table 107: You are visiting another part of town, and you don't know any of the people your age there. You are walking down the street, and some teenager you don't know is walking toward you. He is about your size, and as he is about to pass you, he deliberately bumps into you and you almost lose your balance. What would you say or do?

Response	6	8	10	12	Total	
Push the person back	16.1	17.7	19.6	13.9	17.1	
Say 'Excuse me' and keep on walking	55.5	43.2	48.1	52.8	49.7	
Say 'Watch where you are going' and keep on walking	23.2	30.7	18.5	21.3	23.7	
Swear at the person and walk away	5.2	8.3	13.8	12.0	9.4	
N of Valid	211	192	189	108	700	
N of Miss	9	4	7	4	24	

Table 108: You are at a party at someone's house, and one of your friends offers you a drink containing alcohol. What would you say or do?

Response	6	8	10	12	Total	
Drink it	4.3	22.4	35.8	39.8	23.3	
Tell your friend, 'No thanks, I don't drink' and suggest that you and your friend go and do something else	46.9	34.4	27.9	21.3	34.4	
Just say, 'No thanks' and walk away	30.8	27.1	30.5	33.3	30.1	
Make up a good excuse, tell your friend you had something else to do, and leave	18.0	16.1	5.8	5.6	12.3	
N of Valid	211	192	190	108	701	
N of Miss	9	4	6	4	23	

Table 109: It's 8:00 on a weeknight and you are about to go over to a friend's home when your mother asks you where you are going. You say 'Oh, just going to go hang out with some friends.' She says, 'No, you'll just get into trouble if you go out. Stay home tonight.' What would you do now?

Response	6	8	10	12	Total	
Leave the house anyway	4.8	6.3	9.5	11.4	7.5	
Explain what you are going to do with your friends, tell her when you will get home, and ask if you can go out	48.1	68.3	71.6	76.2	64.3	
Not say anything and start watching TV	44.8	18.5	10.0	5.7	22.2	
Get into an argument with her	2.4	6.9	8.9	6.7	6.1	
N of Valid	210	189	190	105	694	
N of Miss	10	5	6	5	26	

Table 110: How often do you attend religious services or activities?

Response	6	8	10	12	Total	
Never	18.1	12.6	15.0	18.7	15.9	
Rarely	25.0	17.9	22.5	28.0	22.9	
1-2 Times a Month	9.7	14.7	15.0	18.7	13.9	
About Once a Week or More	47.2	54.7	47.6	34.6	47.4	
N of Valid	216	190	187	107	700	
N of Miss	6	6	9	5	26	

Table 111: I do the opposite of what people tell me, just to get them mad.





Response	6	8	10	12	Total	
Very False	58.3	46.8	31.6	43.9	45.9	
Somewhat False	25.5	25.3	33.7	29.9	28.3	
Somewhat True	12.5	25.3	29.9	21.5	22.0	
Very True	3.7	2.6	4.8	4.7	3.9	
N of Valid	216	190	187	107	700	
N of Miss	7	6	9	5	27	

Table 112: I like to see how much I can get away with.





Response	6	8	10	12	Total	
Very False	63.4	51.1	28.9	39.3	47.1	
Somewhat False	20.2	24.2	30.5	23.4	24.5	
Somewhat True	12.7	16.3	30.5	26.2	20.5	
Very True	3.8	8.4	10.2	11.2	7.9	
N of Valid	213	190	187	107	697	
N of Miss	10	6	9	5	30	

Table 113: I ignore rules that get in my way.





Response	6	8	10	12	Total	
Very False	72.1	55.3	32.8	43.9	52.7	
Somewhat False	14.9	24.7	30.1	27.1	23.5	
Somewhat True	7.4	16.3	29.0	22.4	17.9	
Very True	5.6	3.7	8.1	6.5	5.9	
N of Valid	215	190	186	107	698	
N of Miss	8	6	10	5	29	

Table 114: I think sometimes it's okay to cheat at school.





Response	6	8	10	12	Total	
NO!	69.3	45.1	12.3	18.7	39.7	
no	21.4	31.6	35.3	37.4	30.3	
yes	7.4	20.7	41.7	39.3	25.1	
YES!	1.9	2.6	10.7	4.7	4.8	
N of Valid	215	193	187	107	702	
N of Miss	8	3	9	5	25	

Table 115: It is important to think before you act.





Response	6	8	10	12	Total	
NO!	2.3	0.0	3.7	2.8	2.1	
no	3.7	7.8	7.4	4.7	6.0	
yes	22.1	32.6	46.8	33.6	33.3	
YES!	71.9	59.6	42.0	58.9	58.6	
N of Valid	217	193	188	107	705	
N of Miss	6	3	8	5	22	

Table 116: Sometimes I think that life is not worth it.





Response	6	8	10	12	Total	
NO!	54.2	44.0	44.1	43.4	47.1	
no	23.6	27.2	26.6	26.4	25.8	
yes	16.0	20.9	23.4	23.6	20.5	
YES!	6.1	7.9	5.9	6.6	6.6	
N of Valid	212	191	188	106	697	
N of Miss	11	5	8	6	30	

Table 117: At times I think I am no good at all.

Response	6	8	10	12	Total	
NO!	35.0	30.6	29.3	32.7	31.9	
no	26.6	28.0	29.3	25.2	27.5	
yes	28.5	29.5	29.8	36.4	30.3	
YES!	9.8	11.9	11.7	5.6	10.3	
N of Valid	214	193	188	107	702	
N of Miss	8	3	8	5	24	

Table 118: All in all, I am inclined to think that I am a failure.

Response	6	8	10	12	Total	
NO!	57.1	48.4	46.5	50.5	50.9	
no	23.8	30.6	30.5	30.8	28.6	
yes	15.2	13.4	20.3	14.0	15.9	
YES!	3.8	7.5	2.7	4.7	4.6	
N of Valid	210	186	187	107	690	
N of Miss	13	10	9	5	37	

Table 119: In the past year, have you felt depressed or sad MOST days, even if you felt okay sometimes?

Response	6	8	10	12	Total	
NO!	30.3	27.2	32.3	30.8	30.1	
no	24.2	28.3	26.3	29.0	26.6	
yes	28.9	29.8	26.9	29.9	28.8	
YES!	16.6	14.7	14.5	10.3	14.5	
N of Valid	211	191	186	107	695	
N of Miss	12	4	10	5	31	

Table 120: It is all right to beat up people if they start the fight.





Response	6	8	10	12	Total	
NO!	52.6	28.1	21.5	24.3	33.2	
no	19.2	26.6	23.1	15.0	21.6	
yes	16.9	27.1	28.0	34.6	25.4	
YES!	11.3	18.2	27.4	26.2	19.8	
N of Valid	213	192	186	107	698	
N of Miss	10	4	10	5	29	

Table 121: I think it is okay to take something without asking if you can get away with it.





Response	6	8	10	12	Total	
NO!	76.1	64.7	44.9	55.1	61.4	
no	21.6	30.5	40.5	31.8	30.6	
yes	0.9	3.2	9.2	9.3	5.0	
YES!	1.4	1.6	5.4	3.7	2.9	
N of Valid	213	190	185	107	695	
N of Miss	10	6	11	5	32	

Table 122: Sometimes we don't know what we will do as adults, but we may have an idea. Please answer how true these statements may be for you. WHEN I AM AN ADULT I WILL: smoke cigarettes.





Response	6	8	10	12	Total	
NO!	85.0	76.2	65.4	63.2	74.1	
no	11.2	17.6	21.6	22.6	17.5	
yes	2.3	4.7	8.1	11.3	5.9	
YES!	1.4	1.6	4.9	2.8	2.6	
N of Valid	214	193	185	106	698	
N of Miss	9	3	11	6	29	

Table 123: Sometimes we don't know what we will do as adults, but we may have an idea. Please answer how true these statements may be for you. WHEN I AM AN ADULT I WILL: drink beer, wine, or liquor.


Response	6	8	10	12	Total	
NO!	68.5	43.8	24.9	30.2	44.3	
no	16.9	19.8	18.9	18.9	18.5	
yes	12.2	31.8	40.5	34.9	28.6	
YES!	2.3	4.7	15.7	16.0	8.6	
N of Valid	213	192	185	106	696	
N of Miss	10	3	11	6	30	

Table 124: Sometimes we don't know what we will do as adults, but we may have an idea. Please answer how true these statements may be for you. WHEN I AM AN ADULT I WILL: smoke marijuana.


Response	6	8	10	12	Total	
NO!	92.5	81.3	71.7	75.5	81.3	
no	5.6	13.0	14.7	14.2	11.3	
yes	1.9	3.1	8.2	8.5	4.9	
YES!	0.0	2.6	5.4	1.9	2.4	
N of Valid	214	193	184	106	697	
N of Miss	9	3	12	6	30	

Table 125: Sometimes we don't know what we will do as adults, but we may have an idea. Please answer how true these statements may be for you. WHEN I AM AN ADULT I WILL: use LSD, cocaine, amphetamines or another illegal drug.


Response	6	8	10	12	Total	
NO!	93.4	89.1	89.2	87.7	90.2	
no	6.6	9.9	7.6	8.5	8.1	
yes	0.0	0.5	2.7	0.9	1.0	
YES!	0.0	0.5	0.5	2.8	0.7	
N of Valid	211	192	185	106	694	
N of Miss	11	4	11	6	32	

Table 126: How much do you think people risk harming themselves (physically or in other ways) if they: smoked one or more packs of cigarettes per day?

Response	6	8	10	12	Total	
No risk	14.1	7.9	4.9	6.6	8.8	
Slight risk	7.3	5.3	8.8	5.7	6.9	
Moderate risk	20.5	14.2	19.2	18.9	18.2	
Great risk	58.0	72.6	67.0	68.9	66.2	
N of Valid	205	190	182	106	683	
N of Miss	17	6	14	6	43	

Table 127: How much do you think people risk harming themselves (physically or in other ways) if they: try marijuana once or twice?

Response	6	8	10	12	Total	
No risk	17.6	12.1	23.8	31.4	19.9	
Slight risk	14.2	17.4	18.2	22.9	17.5	
Moderate risk	25.0	24.2	24.9	18.1	23.7	
Great risk	43.1	46.3	33.1	27.6	39.0	
N of Valid	204	190	181	105	680	
N of Miss	19	6	14	7	46	

Table 128: How much do you think people risk harming themselves (physically or in other ways) if they: smoke marijuana regularly?

Response	6	8	10	12	Total	
No risk	14.5	9.6	10.6	10.4	11.5	
Slight risk	3.5	4.8	11.7	17.0	8.2	
Moderate risk	9.5	10.7	12.8	21.7	12.6	
Great risk	72.5	74.9	64.8	50.9	67.7	
N of Valid	200	187	179	106	672	
N of Miss	20	9	16	6	51	

Table 129: How much do you think people risk harming themselves (physically or in other ways) if they: take one or two drinks of an alcoholic beverage (beer, wine, liquor) nearly every day?


Response	6	8	10	12	Total	
No risk	19.6	13.2	12.2	13.2	14.8	
Slight risk	18.1	17.9	27.6	27.4	22.0	
Moderate risk	27.0	33.7	39.2	27.4	32.2	
Great risk	35.3	35.3	21.0	32.1	31.0	
N of Valid	204	190	181	106	681	
N of Miss	19	6	15	6	46	

Table 130: How much do you think people risk harming themselves (physically or in other ways) if they: have five or more drinks once or twice each weekend?

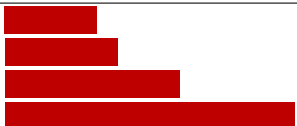
Response	6	8	10	12	Total	
No risk	17.6	9.5	11.0	11.3	12.6	
Slight risk	12.3	13.7	18.7	22.6	16.0	
Moderate risk	22.1	27.9	29.7	25.5	26.2	
Great risk	48.0	48.9	40.7	40.6	45.2	
N of Valid	204	190	182	106	682	
N of Miss	19	6	14	6	45	

Table 131: Have you ever used smokeless tobacco (chew, snuff, plug, dipping tobacco, or chewing tobacco)?


Response	6	8	10	12	Total	
Never	92.8	78.9	74.4	70.9	80.8	
Once or Twice	5.3	11.1	13.3	14.6	10.4	
Once in a while but not regularly	0.5	4.7	3.3	5.8	3.2	
Regularly in the past	0.0	2.1	4.4	1.9	2.1	
Regularly now	1.4	3.2	4.4	6.8	3.5	
N of Valid	208	190	180	103	681	
N of Miss	15	6	15	8	44	

Table 132: How often have you taken smokeless tobacco during the past 30 days?


Response	6	8	10	12	Total	
Not at all	98.1	91.1	89.6	85.6	92.0	
Once or twice	1.0	3.2	4.4	2.9	2.8	
Once or twice per week	0.0	2.1	1.6	2.9	1.5	
Three to five times per week	0.0	1.1	0.0	1.9	0.6	
About once a day	0.5	1.1	0.0	1.9	0.7	
More than once a day	0.5	1.6	4.4	4.8	2.5	
N of Valid	209	190	183	104	686	
N of Miss	14	6	13	8	41	

Table 133: Have you ever smoked cigarettes?


Response	6	8	10	12	Total	
Never	89.0	78.5	64.5	61.9	75.4	
Once or Twice	8.1	14.1	16.9	8.6	12.2	
Once in a while but not regularly	1.0	2.6	5.5	13.3	4.5	
Regularly in the past	1.0	3.1	6.0	8.6	4.1	
Regularly now	1.0	1.6	7.1	7.6	3.8	
N of Valid	209	191	183	105	688	
N of Miss	14	5	13	7	39	

Table 134: How frequently have you smoked cigarettes during the past 30 days?


Response	6	8	10	12	Total	
Not at all	97.1	95.8	85.2	77.9	90.7	
Less than one cigarette per day	1.4	2.6	6.6	8.7	4.2	
One to five cigarettes per day	1.4	1.0	4.4	7.7	3.1	
About one-half pack per day	0.0	0.5	2.2	3.8	1.3	
About one pack per day	0.0	0.0	1.1	1.0	0.4	
About one and one-half packs per day	0.0	0.0	0.0	1.0	0.1	
Two packs or more per day	0.0	0.0	0.5	0.0	0.1	
N of Valid	210	191	183	104	688	
N of Miss	13	5	13	8	39	

Table 135: Which statement best describes rules about smoking inside your home?

Response	6	8	10	12	Total	
Smoking is not allowed anywhere inside your home	60.1	57.9	69.4	68.3	63.2	
Smoking is allowed in some places and at some times	6.7	6.8	4.4	3.8	5.7	
Smoking is allowed anywhere inside the home	3.4	3.7	7.7	4.8	4.8	
There are no rules about smoking inside the home	8.7	8.9	8.7	15.4	9.8	
I don't know	21.2	22.6	9.8	7.7	16.5	
N of Valid	208	190	183	104	685	
N of Miss	15	6	13	8	42	

Table 136: Which statement best describes rules about smoking in your family cars?

Response	6	8	10	12	Total	
Smoking is never allowed in any car	55.1	51.9	57.7	56.7	55.1	
Smoking is allowed sometimes or in some cars	11.6	12.2	11.0	10.6	11.4	
Smoking is allowed in any car anytime	4.8	6.3	9.9	7.7	7.0	
There are no rules about smoking in the car	12.1	6.3	11.5	14.4	10.7	
We do not have a family car	0.5	0.0	0.0	3.8	0.7	
I don't know	15.9	23.3	9.9	6.7	15.0	
N of Valid	207	189	182	104	682	
N of Miss	16	6	14	8	44	

Table 137: During this school year, were you taught in any of your classes about the dangers of tobacco use?






Response	6	8	10	12	Total	
Strongly agree	47.7	46.8	17.4	16.7	34.5	
Agree	24.4	32.8	38.2	26.5	30.8	
Disagree	3.6	4.8	13.5	19.6	9.0	
Strongly disagree	5.6	4.3	13.5	22.5	10.0	
I don't know	18.8	11.3	17.4	14.7	15.7	
N of Valid	197	186	178	102	663	
N of Miss	25	10	18	10	63	

Table 138: During the past 12 months, have you participated in any community activities to discourage people your age from using cigarettes, chewing tobacco, snuff, dip or cigars?






Response	6	8	10	12	Total	
Strongly agree	23.4	21.0	16.3	16.5	19.7	
Agree	18.8	27.4	18.5	8.7	19.6	
Disagree	16.8	12.4	21.3	32.0	19.1	
Strongly disagree	14.7	16.1	26.4	27.2	20.2	
I don't know	26.4	23.1	17.4	15.5	21.4	
N of Valid	197	186	178	103	664	
N of Miss	26	10	18	9	63	

Table 139: On how many occasions have you had alcoholic beverages (beer, wine or hard liquor) to drink in your lifetime - more than just a few sips?








Response	6	8	10	12	Total	
0	88.1	62.4	44.2	34.3	61.2	
1-2	6.2	15.9	13.8	12.4	11.8	
3-5	1.4	7.4	12.7	9.5	7.3	
6-9	1.4	3.7	7.7	12.4	5.4	
10-19	1.9	6.3	6.1	15.2	6.3	
20-39	0.5	1.6	5.5	5.7	2.9	
40+	0.5	2.6	9.9	10.5	5.1	
N of Valid	210	189	181	105	685	
N of Miss	13	7	15	7	42	

Table 140: On how many occasions have you had beer, wine or hard liquor to drink during the past 30 days?


Response	6	8	10	12	Total	
0	95.7	88.4	73.9	71.8	84.3	
1-2	2.9	7.9	13.3	18.4	9.4	
3-5	0.5	1.6	5.6	4.9	2.8	
6-9	0.5	0.5	3.3	3.9	1.8	
10-19	0.0	1.1	0.6	1.0	0.6	
20-39	0.5	0.0	1.7	0.0	0.6	
40+	0.0	0.5	1.7	0.0	0.6	
N of Valid	210	189	180	103	682	
N of Miss	13	7	16	9	45	

Table 141: On how many occasions have you used marijuana (grass, pot) or hashish (hash, hash oil) in your lifetime?


Response	6	8	10	12	Total	
0	98.1	93.1	80.8	79.6	89.3	
1-2	1.4	3.7	4.9	6.8	3.8	
3-5	0.5	1.1	1.1	1.9	1.0	
6-9	0.0	0.0	2.7	1.0	0.9	
10-19	0.0	1.6	2.7	3.9	1.8	
20-39	0.0	0.5	1.1	0.0	0.4	
40+	0.0	0.0	6.6	6.8	2.8	
N of Valid	209	188	182	103	682	
N of Miss	14	8	14	9	45	

Table 142: On how many occasions have you used marijuana (grass, pot) or hashish (hash, hash oil) during the past 30 days?


Response	6	8	10	12	Total	
0	99.0	98.4	91.1	92.0	95.7	
1-2	0.0	1.1	2.2	2.0	1.2	
3-5	0.5	0.0	2.8	2.0	1.2	
6-9	0.5	0.0	1.7	0.0	0.6	
10-19	0.0	0.5	1.7	0.0	0.6	
20-39	0.0	0.0	0.0	1.0	0.1	
40+	0.0	0.0	0.6	3.0	0.6	
N of Valid	208	189	180	100	677	
N of Miss	15	7	16	12	50	

Table 143: On how many occasions have you used LSD or other psychedelics in your lifetime?


Response	6	8	10	12	Total	
0	100.0	100.0	96.7	97.0	98.7	
1-2	0.0	0.0	0.5	2.0	0.4	
3-5	0.0	0.0	1.6	0.0	0.4	
6-9	0.0	0.0	0.5	1.0	0.3	
10-19	0.0	0.0	0.5	0.0	0.1	
20-39	0.0	0.0	0.0	0.0	0.0	
40+	0.0	0.0	0.0	0.0	0.0	
N of Valid	208	189	182	101	680	
N of Miss	15	7	14	11	47	

Table 144: On how many occasions have you used LSD or other psychedelics during the past 30 days?


Response	6	8	10	12	Total	
0	100.0	99.5	98.9	100.0	99.6	
1-2	0.0	0.0	1.1	0.0	0.3	
3-5	0.0	0.0	0.0	0.0	0.0	
6-9	0.0	0.0	0.0	0.0	0.0	
10-19	0.0	0.0	0.0	0.0	0.0	
20-39	0.0	0.0	0.0	0.0	0.0	
40+	0.0	0.5	0.0	0.0	0.1	
N of Valid	207	189	181	101	678	
N of Miss	16	7	15	11	49	

Table 145: On how many occasions have you used cocaine or crack in your lifetime?


Response	6	8	10	12	Total	
0	99.0	99.5	99.4	99.0	99.3	
1-2	1.0	0.0	0.6	0.0	0.4	
3-5	0.0	0.0	0.0	1.0	0.1	
6-9	0.0	0.0	0.0	0.0	0.0	
10-19	0.0	0.0	0.0	0.0	0.0	
20-39	0.0	0.5	0.0	0.0	0.1	
40+	0.0	0.0	0.0	0.0	0.0	
N of Valid	206	190	181	102	679	
N of Miss	17	6	15	10	48	

Table 146: On how many occasions have you used cocaine or crack during the past 30 days?



Response	6	8	10	12	Total	
0	100.0	99.5	99.5	100.0	99.7	
1-2	0.0	0.5	0.5	0.0	0.3	
3-5	0.0	0.0	0.0	0.0	0.0	
6-9	0.0	0.0	0.0	0.0	0.0	
10-19	0.0	0.0	0.0	0.0	0.0	
20-39	0.0	0.0	0.0	0.0	0.0	
40+	0.0	0.0	0.0	0.0	0.0	
N of Valid	202	189	182	101	674	
N of Miss	21	7	14	11	53	

Table 147: On how many occasions have you sniffed glue, breathed the contents of an aerosol spray can, or inhaled other gases or sprays, in order to get high in your lifetime?








Response	6	8	10	12	Total	
0	92.2	92.1	89.5	92.1	91.4	
1-2	5.4	5.3	4.4	3.0	4.7	
3-5	1.0	1.6	2.2	3.0	1.8	
6-9	1.0	0.5	0.6	1.0	0.7	
10-19	0.0	0.0	1.1	1.0	0.4	
20-39	0.5	0.0	0.6	0.0	0.3	
40+	0.0	0.5	1.7	0.0	0.6	
N of Valid	204	189	181	101	675	
N of Miss	19	7	15	11	52	

Table 148: On how many occasions have you sniffed glue, breathed the contents of an aerosol spray can, or inhaled other gases or sprays, in order to get high during the past 30 days?





Response	6	8	10	12	Total	
0	96.1	100.0	94.4	99.0	97.2	
1-2	2.9	0.0	2.8	0.0	1.6	
3-5	0.5	0.0	1.7	1.0	0.7	
6-9	0.5	0.0	1.1	0.0	0.4	
10-19	0.0	0.0	0.0	0.0	0.0	
20-39	0.0	0.0	0.0	0.0	0.0	
40+	0.0	0.0	0.0	0.0	0.0	
N of Valid	206	188	180	101	675	
N of Miss	17	8	16	11	52	

Table 149: On how many occasions have you used phenoxydine (pox, px, breeze) in your lifetime?


Response	6	8	10	12	Total	
0	100.0	100.0	100.0	100.0	100.0	
1-2	0.0	0.0	0.0	0.0	0.0	
3-5	0.0	0.0	0.0	0.0	0.0	
6-9	0.0	0.0	0.0	0.0	0.0	
10-19	0.0	0.0	0.0	0.0	0.0	
20-39	0.0	0.0	0.0	0.0	0.0	
40+	0.0	0.0	0.0	0.0	0.0	
N of Valid	207	189	181	101	678	
N of Miss	16	7	15	11	49	

Table 150: On how many occasions have you used phenoxydine (pox, px, breeze) during the past 30 days?


Response	6	8	10	12	Total	
0	100.0	100.0	100.0	100.0	100.0	
1-2	0.0	0.0	0.0	0.0	0.0	
3-5	0.0	0.0	0.0	0.0	0.0	
6-9	0.0	0.0	0.0	0.0	0.0	
10-19	0.0	0.0	0.0	0.0	0.0	
20-39	0.0	0.0	0.0	0.0	0.0	
40+	0.0	0.0	0.0	0.0	0.0	
N of Valid	205	189	180	101	675	
N of Miss	18	7	16	11	52	

Table 151: On how many occasions have you used sedatives (tranquilizers, such as Valium or Xanax, barbiturates, or sleeping pills) without a doctor telling you to take them, in your lifetime?








Response	6	8	10	12	Total	
0	98.5	95.7	89.4	91.1	94.2	
1-2	1.5	2.1	3.3	3.0	2.4	
3-5	0.0	0.0	2.8	1.0	0.9	
6-9	0.0	1.1	1.7	2.0	1.0	
10-19	0.0	0.5	1.1	2.0	0.7	
20-39	0.0	0.0	0.6	0.0	0.1	
40+	0.0	0.5	1.1	1.0	0.6	
N of Valid	203	188	180	101	672	
N of Miss	20	7	16	11	54	

Table 152: On how many occasions have you used sedatives (tranquilizers, such as Valium or Xanax, barbiturates, or sleeping pills) without a doctor telling you to take them, during the past 30 days?


Response	6	8	10	12	Total	
0	98.0	97.9	96.1	95.1	97.0	
1-2	2.0	1.6	1.1	3.9	1.9	
3-5	0.0	0.0	2.2	1.0	0.7	
6-9	0.0	0.5	0.0	0.0	0.1	
10-19	0.0	0.0	0.0	0.0	0.0	
20-39	0.0	0.0	0.6	0.0	0.1	
40+	0.0	0.0	0.0	0.0	0.0	
N of Valid	204	189	181	102	676	
N of Miss	19	7	15	10	51	

Table 153: On how many occasions have you used methamphetamines (meth, speed, crank, crystal meth) in your lifetime?


Response	6	8	10	12	Total	
0	100.0	98.9	97.3	98.0	98.7	
1-2	0.0	1.1	0.5	1.0	0.6	
3-5	0.0	0.0	0.5	1.0	0.3	
6-9	0.0	0.0	1.1	0.0	0.3	
10-19	0.0	0.0	0.5	0.0	0.1	
20-39	0.0	0.0	0.0	0.0	0.0	
40+	0.0	0.0	0.0	0.0	0.0	
N of Valid	202	189	182	101	674	
N of Miss	21	7	14	11	53	

Table 154: On how many occasions have you used methamphetamines (meth, speed, crank, crystal meth) in the past 30 days?



Response	6	8	10	12	Total	
0	100.0	100.0	99.5	100.0	99.9	
1-2	0.0	0.0	0.0	0.0	0.0	
3-5	0.0	0.0	0.5	0.0	0.1	
6-9	0.0	0.0	0.0	0.0	0.0	
10-19	0.0	0.0	0.0	0.0	0.0	
20-39	0.0	0.0	0.0	0.0	0.0	
40+	0.0	0.0	0.0	0.0	0.0	
N of Valid	202	189	182	101	674	
N of Miss	21	7	14	11	53	

Table 155: On how many occasions have you used stimulants, other than Methamphetamines (such as amphetamines, Ritalin or Dexedrine) without a doctor telling you to take them, in your lifetime?







Response	6	8	10	12	Total	
0	99.5	100.0	96.7	95.0	98.2	
1-2	0.5	0.0	1.7	3.0	1.0	
3-5	0.0	0.0	0.0	1.0	0.1	
6-9	0.0	0.0	0.6	0.0	0.1	
10-19	0.0	0.0	0.6	1.0	0.3	
20-39	0.0	0.0	0.0	0.0	0.0	
40+	0.0	0.0	0.6	0.0	0.1	
N of Valid	203	187	181	101	672	
N of Miss	20	9	15	11	55	

Table 156: On how many occasions have you used stimulants, other than Methamphetamines (such as amphetamines, Ritalin or Dexedrine) without a doctor telling you to take them, during the past 30 days?


Response	6	8	10	12	Total	
0	100.0	100.0	98.9	98.0	99.4	
1-2	0.0	0.0	0.0	2.0	0.3	
3-5	0.0	0.0	0.5	0.0	0.1	
6-9	0.0	0.0	0.0	0.0	0.0	
10-19	0.0	0.0	0.5	0.0	0.1	
20-39	0.0	0.0	0.0	0.0	0.0	
40+	0.0	0.0	0.0	0.0	0.0	
N of Valid	202	189	182	101	674	
N of Miss	21	7	14	11	53	

Table 157: On how many occasions have you used heroin or other opiates in your lifetime?


Response	6	8	10	12	Total	
0	100.0	100.0	98.9	100.0	99.7	
1-2	0.0	0.0	1.1	0.0	0.3	
3-5	0.0	0.0	0.0	0.0	0.0	
6-9	0.0	0.0	0.0	0.0	0.0	
10-19	0.0	0.0	0.0	0.0	0.0	
20-39	0.0	0.0	0.0	0.0	0.0	
40+	0.0	0.0	0.0	0.0	0.0	
N of Valid	203	189	181	101	674	
N of Miss	20	7	15	11	53	

Table 158: On how many occasions have you used heroin or other opiates during the past 30 days?


Response	6	8	10	12	Total	
0	100.0	100.0	100.0	100.0	100.0	
1-2	0.0	0.0	0.0	0.0	0.0	
3-5	0.0	0.0	0.0	0.0	0.0	
6-9	0.0	0.0	0.0	0.0	0.0	
10-19	0.0	0.0	0.0	0.0	0.0	
20-39	0.0	0.0	0.0	0.0	0.0	
40+	0.0	0.0	0.0	0.0	0.0	
N of Valid	204	188	182	101	675	
N of Miss	19	8	14	11	52	

Table 159: On how many occasions have you used MDMA ('X', 'E', or ecstasy) in your lifetime?






Response	6	8	10	12	Total	
0	100.0	98.9	97.3	97.0	98.5	
1-2	0.0	1.1	1.1	2.0	0.9	
3-5	0.0	0.0	0.5	1.0	0.3	
6-9	0.0	0.0	0.5	0.0	0.1	
10-19	0.0	0.0	0.5	0.0	0.1	
20-39	0.0	0.0	0.0	0.0	0.0	
40+	0.0	0.0	0.0	0.0	0.0	
N of Valid	202	189	182	101	674	
N of Miss	21	7	14	11	53	

Table 160: On how many occasions have you used MDMA ('X', 'E', or ecstasy) during the past 30 days?



Response	6	8	10	12	Total	
0	99.5	100.0	100.0	100.0	99.9	
1-2	0.5	0.0	0.0	0.0	0.1	
3-5	0.0	0.0	0.0	0.0	0.0	
6-9	0.0	0.0	0.0	0.0	0.0	
10-19	0.0	0.0	0.0	0.0	0.0	
20-39	0.0	0.0	0.0	0.0	0.0	
40+	0.0	0.0	0.0	0.0	0.0	
N of Valid	202	188	182	101	673	
N of Miss	21	8	14	11	54	

Table 161: On how many occasions have you taken prescription drugs (such as Valium, Xanax, Ritalin, Adderall, OxyContin, Darvocet, or sleeping pills) on your own-that is, without a doctor telling you to take them in your lifetime?








Response	6	8	10	12	Total	
0	96.1	96.3	85.7	85.1	91.7	
1-2	2.0	1.6	6.0	6.9	3.7	
3-5	1.0	1.1	1.1	2.0	1.2	
6-9	0.5	0.5	2.7	1.0	1.2	
10-19	0.5	0.5	1.1	4.0	1.2	
20-39	0.0	0.0	1.1	1.0	0.4	
40+	0.0	0.0	2.2	0.0	0.6	
N of Valid	205	189	182	101	677	
N of Miss	18	7	14	11	50	

Table 162: On how many occasions have you taken prescription drugs (such as Valium, Xanax, Ritalin, Adderall, OxyContin, Darvocet, or sleeping pills) on your own-that is, without a doctor telling you to take them during the past 30 days?







Response	6	8	10	12	Total	
0	99.0	99.5	93.4	94.0	96.9	
1-2	1.0	0.5	3.3	5.0	2.1	
3-5	0.0	0.0	1.6	1.0	0.6	
6-9	0.0	0.0	0.5	0.0	0.1	
10-19	0.0	0.0	0.5	0.0	0.1	
20-39	0.0	0.0	0.5	0.0	0.1	
40+	0.0	0.0	0.0	0.0	0.0	
N of Valid	204	189	182	100	675	
N of Miss	19	7	14	11	51	

Table 163: On how many occasions have you taken non-prescription medicines such as diet pills (for example, Dietac, Dexatrim or Prolamine), stay-awake pills (for example No-Doz, Vivarin, or Wake), or cough or cold medicines (robos, DXM, etc.) to get high in your lifetime?








Response	6	8	10	12	Total	
0	98.0	97.9	92.9	93.1	95.9	
1-2	0.5	1.1	2.7	3.0	1.6	
3-5	0.0	1.1	2.7	3.0	1.5	
6-9	0.5	0.0	0.0	1.0	0.3	
10-19	0.0	0.0	0.5	0.0	0.1	
20-39	0.5	0.0	0.5	0.0	0.3	
40+	0.5	0.0	0.5	0.0	0.3	
N of Valid	205	189	182	101	677	
N of Miss	18	7	14	11	50	

Table 164: On how many occasions have you taken non-prescription medicines such as diet pills (for example, Dietac, Dexatrim or Prolamine), stay-awake pills (for example No-Doz, Vivarin, or Wake), or cough or cold medicines (robos, DXM, etc.) to get high during the past 30 days?






Response	6	8	10	12	Total	
0	98.5	98.9	98.3	99.0	98.7	
1-2	0.5	0.5	1.1	1.0	0.7	
3-5	0.5	0.0	0.6	0.0	0.3	
6-9	0.0	0.5	0.0	0.0	0.1	
10-19	0.0	0.0	0.0	0.0	0.0	
20-39	0.5	0.0	0.0	0.0	0.1	
40+	0.0	0.0	0.0	0.0	0.0	
N of Valid	204	189	180	101	674	
N of Miss	19	7	16	11	53	

Table 165: On how many occasions have you been drunk or very high from drinking alcoholic beverages during the past 30 days?








Response	6	8	10	12	Total	
0	98.0	96.3	80.2	82.8	90.5	
1-2	0.5	2.1	9.9	12.1	5.2	
3-5	1.0	0.0	3.3	2.0	1.5	
6-9	0.0	0.5	2.2	1.0	0.9	
10-19	0.5	0.5	2.7	0.0	1.0	
20-39	0.0	0.0	1.1	0.0	0.3	
40+	0.0	0.5	0.5	2.0	0.6	
N of Valid	205	189	182	99	675	
N of Miss	18	7	14	13	52	

Table 166: On how many occasions have you drunk flavored alcoholic beverages, sometimes called 'alcopops' (like Mike's Hard Lemonade, Smirnoff Ice, Bacardi Breezers, etc.) in your lifetime?








Response	6	8	10	12	Total	
0	95.6	74.5	57.2	54.0	73.3	
1-2	3.4	14.4	13.3	9.0	9.9	
3-5	0.0	5.3	7.8	7.0	4.6	
6-9	0.5	2.7	6.7	12.0	4.5	
10-19	0.0	2.1	5.0	9.0	3.3	
20-39	0.0	0.5	4.4	5.0	2.1	
40+	0.5	0.5	5.6	4.0	2.4	
N of Valid	206	188	180	100	674	
N of Miss	17	8	15	11	51	

Table 167: On how many occasions have you drunk flavored alcoholic beverages, sometimes called 'alcopops' (like Mike's Hard Lemonade, Smirnoff Ice, Bacardi Breezers, etc.) during the past 30 days?


Response	6	8	10	12	Total	
0	99.5	94.2	82.9	85.0	91.4	
1-2	0.5	4.8	11.6	11.0	6.2	
3-5	0.0	0.5	2.2	3.0	1.2	
6-9	0.0	0.0	2.8	0.0	0.7	
10-19	0.0	0.0	0.0	1.0	0.1	
20-39	0.0	0.0	0.6	0.0	0.1	
40+	0.0	0.5	0.0	0.0	0.1	
N of Valid	203	189	181	100	673	
N of Miss	20	7	15	12	54	

Table 168: Think back over the last two weeks. How many times have you had five or more alcoholic drinks in a row?


Response	6	8	10	12	Total	
None	97.5	95.8	81.8	81.2	90.3	
Once	1.0	1.6	5.5	6.9	3.3	
Twice	0.0	1.1	6.1	8.9	3.3	
3-5 times	1.0	0.5	3.3	3.0	1.8	
6-9 times	0.0	0.5	1.1	0.0	0.4	
10 or more times	0.5	0.5	2.2	0.0	0.9	
N of Valid	198	190	181	101	670	
N of Miss	25	6	15	11	57	

Table 169: During the past 30 days, how many times did you ride in a car or other vehicle driven by someone who had been drinking alcohol?


Response	6	8	10	12	Total	
0 times	88.1	84.2	75.6	85.1	83.2	
1 time	4.6	7.9	13.9	8.9	8.7	
2 or 3 times	2.1	4.2	6.7	4.0	4.2	
4 or 5 times	1.0	1.1	1.7	1.0	1.2	
6 or more times	4.1	2.6	2.2	1.0	2.7	
N of Valid	194	190	180	101	665	
N of Miss	29	6	16	11	62	

Table 170: During the past 30 days, how many times did you drive a car or other vehicle when you had been drinking alcohol?







Response	6	8	10	12	Total	
I did not drive a car in the past 30 days	39.7	56.6	33.0	19.6	39.4	
0 times	57.1	40.7	61.4	71.6	55.9	
1 time	1.6	1.1	2.3	5.9	2.3	
2 or 3 times	0.0	0.0	2.8	2.0	1.1	
4 or 5 times	1.1	0.0	0.0	1.0	0.5	
6 or more times	0.5	1.6	0.6	0.0	0.8	
N of Valid	184	182	176	102	644	
N of Miss	31	6	16	10	63	

Table 171: If you drank alcohol (not just a sip or taste) in the past year, how did you usually get it?












Response	6	8	10	12	Total	
I did not drink alcohol in the past year	93.4	77.8	57.4	49.0	72.2	
I bought it myself with a fake ID	0.0	0.6	0.0	0.0	0.2	
I bought it myself without a fake ID	0.0	0.0	1.7	1.0	0.6	
I got it from someone I know age 21 or older	1.1	5.0	21.0	32.7	12.6	
I got it from someone I know under age 21	0.5	3.9	2.3	3.1	2.4	
I got it from my brother or sister	0.0	1.1	0.6	2.0	0.8	
I got it from home with my parents' permission	1.6	2.2	6.8	2.0	3.3	
I got it from home without my parents' permission	0.0	1.7	2.8	1.0	1.4	
I got it from another relative	1.1	3.3	1.1	2.0	1.9	
A stranger bought it for me	0.0	0.0	0.0	1.0	0.2	
I took it from a store or shop	0.0	0.0	0.0	0.0	0.0	
Other	2.2	4.4	6.3	6.1	4.6	
N of Valid	183	180	176	98	637	
N of Miss	40	14	16	13	83	

Table 172: If you drank alcohol (not just a sip or taste) in the past year, where did you usually drink it?










Response	6	8	10	12	Total	
I did not drink alcohol in the past year	95.1	77.3	58.6	49.0	73.1	
at my home	2.2	9.4	12.6	9.4	8.2	
at someone else's home	0.5	8.3	24.1	34.4	14.3	
at an open area like a park, beach, field, back road, woods, or a street corner	0.5	2.2	2.3	6.3	2.4	
at a sporting event or concert	1.1	1.1	0.0	0.0	0.6	
at a restaurant, bar, or a nightclub	0.0	0.0	0.0	0.0	0.0	
at an empty building or a construction site	0.5	0.0	0.6	0.0	0.3	
at a hotel/motel	0.0	1.1	0.0	0.0	0.3	
in a car	0.0	0.0	1.7	0.0	0.5	
at school	0.0	0.6	0.0	1.0	0.3	
N of Valid	184	181	174	96	635	
N of Miss	38	13	16	13	80	

Table 173: During the last month, about how many marijuana cigarettes, or the equivalent, did you smoke a day, on the average?








Response	6	8	10	12	Total	
None	97.4	97.3	88.3	88.1	93.5	
Less than 1 a day	1.0	1.6	6.1	2.0	2.7	
1 a day	0.0	0.5	2.8	1.0	1.1	
2-3 a day	0.0	0.5	0.6	5.9	1.2	
4-6 a day	1.0	0.0	0.6	3.0	0.9	
7-10 a day	0.5	0.0	1.1	0.0	0.5	
11 or more a day	0.0	0.0	0.6	0.0	0.2	
N of Valid	194	186	180	101	661	
N of Miss	29	10	16	11	66	

Table 174: How wrong would most adults (over 21) in your neighborhood think it is for kids your age: to use marijuana?





Response	6	8	10	12	Total	
Very wrong	94.2	81.4	77.4	63.3	81.4	
Wrong	3.1	8.7	13.0	24.5	10.6	
A little bit wrong	2.6	6.6	6.8	11.2	6.2	
Not wrong at all	0.0	3.3	2.8	1.0	1.8	
N of Valid	191	183	177	98	649	
N of Miss	31	13	19	14	77	

Table 175: How wrong would most adults (over 21) in your neighborhood think it is for kids your age: to drink alcohol?





Response	6	8	10	12	Total	
Very wrong	85.8	60.1	45.2	34.7	59.7	
Wrong	8.4	20.8	25.4	29.6	19.8	
A little bit wrong	4.2	14.2	22.6	28.6	15.7	
Not wrong at all	1.6	4.9	6.8	7.1	4.8	
N of Valid	190	183	177	98	648	
N of Miss	33	13	19	14	79	

Table 176: How wrong would most adults (over 21) in your neighborhood think it is for kids your age: to smoke cigarettes?





Response	6	8	10	12	Total	
Very wrong	85.7	66.7	54.8	38.8	64.8	
Wrong	8.5	16.4	22.6	29.6	17.8	
A little bit wrong	3.7	12.0	15.8	21.4	12.1	
Not wrong at all	2.1	4.9	6.8	10.2	5.4	
N of Valid	189	183	177	98	647	
N of Miss	34	13	19	14	80	

Table 177: How much do each of the following statements describe your neighborhood? crime and/or drug selling


Response	6	8	10	12	Total	
NO!	81.7	67.2	59.6	67.4	69.3	
no	11.8	18.3	24.7	16.8	18.0	
yes	3.2	8.6	14.0	9.5	8.7	
YES!	3.2	5.9	1.7	6.3	4.0	
N of Valid	186	186	178	95	645	
N of Miss	37	10	18	17	82	

Table 178: How much do each of the following statements describe your neighborhood? fights


Response	6	8	10	12	Total	
NO!	69.6	51.6	52.2	63.8	58.8	
no	19.6	25.5	28.7	23.4	24.4	
yes	7.6	14.1	18.0	9.6	12.7	
YES!	3.3	8.7	1.1	3.2	4.2	
N of Valid	184	184	178	94	640	
N of Miss	39	12	18	18	87	

Table 179: How much do each of the following statements describe your neighborhood? lots of empty or abandoned buildings


Response	6	8	10	12	Total	
NO!	75.7	55.4	55.4	62.8	62.3	
no	15.1	26.1	30.5	28.7	24.5	
yes	5.9	12.5	13.0	6.4	9.8	
YES!	3.2	6.0	1.1	2.1	3.3	
N of Valid	185	184	177	94	640	
N of Miss	38	12	19	18	87	

Table 180: How much do each of the following statements describe your neighborhood? lots of graffiti





Response	6	8	10	12	Total	
NO!	83.6	69.2	66.7	73.1	73.2	
no	13.1	22.7	27.7	21.5	21.2	
yes	2.2	5.4	5.1	5.4	4.4	
YES!	1.1	2.7	0.6	0.0	1.3	
N of Valid	183	185	177	93	638	
N of Miss	40	11	19	19	89	

Table 181: If I had to move, I would miss the neighborhood I now live in.





Response	6	8	10	12	Total	
NO!	15.1	16.7	7.9	16.0	13.7	
no	9.1	16.1	22.5	19.1	16.3	
yes	24.2	27.4	32.0	30.9	28.3	
YES!	51.6	39.8	37.6	34.0	41.8	
N of Valid	186	186	178	94	644	
N of Miss	36	10	18	18	82	

Table 182: My neighbors notice when I am doing a good job and let me know about it.





Response	6	8	10	12	Total	
NO!	32.2	33.5	29.2	42.6	33.3	
no	27.3	38.9	44.4	35.1	36.6	
yes	26.2	17.8	15.7	18.1	19.7	
YES!	14.2	9.7	10.7	4.3	10.5	
N of Valid	183	185	178	94	640	
N of Miss	40	11	18	18	87	

Table 183: I like my neighborhood.

Response	6	8	10	12	Total	
NO!	10.3	10.9	7.3	14.0	10.2	
no	9.2	13.6	13.0	11.8	11.9	
yes	27.2	41.3	45.8	48.4	39.5	
YES!	53.3	34.2	33.9	25.8	38.4	
N of Valid	184	184	177	93	638	
N of Miss	39	12	19	19	89	

Table 184: There are lots of adults in my neighborhood I could talk to about something important.

Response	6	8	10	12	Total	
NO!	25.4	25.3	25.4	36.8	27.1	
no	24.3	33.5	28.8	30.5	29.1	
yes	25.9	22.0	27.7	22.1	24.7	
YES!	24.3	19.2	18.1	10.5	19.1	
N of Valid	185	182	177	95	639	
N of Miss	38	14	19	17	88	

Table 185: I'd like to get out of my neighborhood.

Response	6	8	10	12	Total	
NO!	57.8	42.1	33.9	33.0	43.0	
no	24.9	38.3	41.2	38.3	35.2	
yes	9.2	14.2	19.2	18.1	14.7	
YES!	8.1	5.5	5.6	10.6	7.0	
N of Valid	185	183	177	94	639	
N of Miss	38	13	19	18	88	

Table 186: There are people in my neighborhood who are proud of me when I do something well.

Response	6	8	10	12	Total	
NO!	22.4	23.4	18.1	27.7	22.3	
no	21.9	27.2	31.1	30.9	27.3	
yes	29.0	35.3	33.9	34.0	32.9	
YES!	26.8	14.1	16.9	7.4	17.6	
N of Valid	183	184	177	94	638	
N of Miss	39	12	19	18	88	

Table 187: There are people in my neighborhood who encourage me to do my best.

Response	6	8	10	12	Total	
NO!	19.8	22.5	17.6	25.5	20.8	
no	15.9	28.0	29.0	31.9	25.4	
yes	27.5	31.9	36.9	33.0	32.2	
YES!	36.8	17.6	16.5	9.6	21.6	
N of Valid	182	182	176	94	634	
N of Miss	40	14	20	18	92	

Table 188: I feel safe in my neighborhood.

Response	6	8	10	12	Total	
NO!	9.9	10.4	5.1	8.5	8.5	
no	8.8	12.6	11.9	11.7	11.2	
yes	30.8	44.5	44.3	52.1	41.6	
YES!	50.5	32.4	38.6	27.7	38.6	
N of Valid	182	182	176	94	634	
N of Miss	41	13	20	18	92	

Table 189: Which of the following activities for people your age are available in your community? sports teams?



Response	6	8	10	12	Total	
No	12.6	7.7	6.2	7.4	8.6	
Yes	87.4	92.3	93.8	92.6	91.4	
N of Valid	183	182	177	94	636	
N of Miss	40	14	19	18	91	

Table 190: Which of the following activities for people your age are available in your community? scouting?



Response	6	8	10	12	Total	
No	34.3	42.0	34.7	38.7	37.3	
Yes	65.7	58.0	65.3	61.3	62.7	
N of Valid	178	181	173	93	625	
N of Miss	45	15	23	19	102	

Table 191: Which of the following activities for people your age are available in your community? boys and girls clubs?



Response	6	8	10	12	Total	
No	13.7	14.8	16.0	14.0	14.7	
Yes	86.3	85.2	84.0	86.0	85.3	
N of Valid	183	182	175	93	633	
N of Miss	40	14	21	19	94	

Table 192: Which of the following activities for people your age are available in your community? 4-H clubs?



Response	6	8	10	12	Total	
No	33.3	43.5	20.1	32.6	32.4	
Yes	66.7	56.5	79.9	67.4	67.6	
N of Valid	177	177	174	92	620	
N of Miss	46	19	22	20	107	

Table 193: Which of the following activities for people your age are available in your community? service clubs?



Response	6	8	10	12	Total	
No	40.6	40.6	26.4	29.0	34.9	
Yes	59.4	59.4	73.6	71.0	65.1	
N of Valid	175	180	174	93	622	
N of Miss	48	16	22	19	105	

Table 194: If a kid smoked marijuana in your neighborhood would he or she be caught by the police?





Response	6	8	10	12	Total	
NO!	12.7	14.8	12.6	32.3	16.2	
no	17.1	35.2	48.3	38.7	34.1	
yes	30.9	30.2	28.2	23.7	28.9	
YES!	39.2	19.8	10.9	5.4	20.8	
N of Valid	181	182	174	93	630	
N of Miss	41	14	22	19	96	

Table 195: If a kid drank some beer, wine or hard liquor (for example, vodka, whiskey, or gin) in your neighborhood would he or she be caught by the police?





Response	6	8	10	12	Total	
NO!	13.3	18.1	21.8	39.8	21.0	
no	22.2	47.3	56.3	41.9	41.8	
yes	31.1	22.0	15.5	15.1	21.8	
YES!	33.3	12.6	6.3	3.2	15.4	
N of Valid	180	182	174	93	629	
N of Miss	41	14	22	19	96	

Table 196: If a kid carried a handgun in your neighborhood would he or she be caught by the police?





Response	6	8	10	12	Total	
NO!	13.3	16.5	16.1	28.0	17.1	
no	18.2	29.1	31.6	26.9	26.3	
yes	28.2	29.7	32.8	32.3	30.5	
YES!	40.3	24.7	19.5	12.9	26.0	
N of Valid	181	182	174	93	630	
N of Miss	42	14	22	19	97	

Table 197: If you wanted to get some cigarettes, how easy would it be for you to get some?





Response	6	8	10	12	Total	
Very hard	76.5	54.5	23.4	11.7	45.7	
Sort of hard	6.7	11.4	19.4	16.0	13.0	
Sort of easy	7.3	13.6	25.1	13.8	15.1	
Very easy	9.5	20.5	32.0	58.5	26.3	
N of Valid	179	176	175	94	624	
N of Miss	44	20	21	18	103	

Table 198: If you wanted to get some beer, wine or hard liquor (for example, vodka, whiskey, or gin), how easy would it be for you to get some?





Response	6	8	10	12	Total	
Very hard	77.5	46.3	18.3	12.9	42.4	
Sort of hard	9.6	17.5	17.1	14.0	14.6	
Sort of easy	4.5	18.6	30.9	29.0	19.6	
Very easy	8.4	17.5	33.7	44.1	23.4	
N of Valid	178	177	175	93	623	
N of Miss	45	19	21	19	104	

Table 199: If you wanted to get a drug like cocaine, LSD, or amphetamines, how easy would it be for you to get some?


Response	6	8	10	12	Total	
Very hard	92.2	85.9	63.8	48.4	75.9	
Sort of hard	5.6	5.1	21.8	24.7	12.8	
Sort of easy	2.2	1.7	10.3	17.2	6.6	
Very easy	0.0	7.3	4.0	9.7	4.7	
N of Valid	179	177	174	93	623	
N of Miss	43	19	22	19	103	

Table 200: If you wanted to get a handgun, how easy would it be for you to get one?


Response	6	8	10	12	Total	
Very hard	69.3	63.8	42.5	41.9	56.1	
Sort of hard	13.4	14.9	24.7	19.4	17.9	
Sort of easy	7.8	14.4	15.5	17.2	13.2	
Very easy	9.5	6.9	17.2	21.5	12.7	
N of Valid	179	174	174	93	620	
N of Miss	44	21	22	19	106	

Table 201: If you wanted to get some marijuana, how easy would it be for you to get some?


Response	6	8	10	12	Total	
Very hard	90.5	74.0	45.9	30.1	64.4	
Sort of hard	3.9	11.9	14.0	9.7	9.8	
Sort of easy	1.1	3.4	12.2	17.2	7.2	
Very easy	4.5	10.7	27.9	43.0	18.5	
N of Valid	179	177	172	93	621	
N of Miss	44	19	24	19	106	

Table 202: During the past 12 months, have you participated in any alcohol prevention programs or seen any alcohol prevention messages in your school or community? Yes, a school-based program focused on preventing underage drinking and/or drinking and driving.



Response	6	8	10	12	Total	
No	64.1	60.2	69.4	75.9	66.3	
Yes	35.9	39.8	30.6	24.1	33.7	
N of Valid	223	196	196	112	727	
N of Miss	0	0	0	0	0	

Table 203: During the past 12 months, have you participated in any alcohol prevention programs or seen any alcohol prevention messages in your school or community? Yes, a community-based program focused on preventing underage drinking and/or drinking and driving (for example, through your church or temple or through youth groups like Boys and Girls Club or 4-H).



Response	6	8	10	12	Total	
No	84.3	87.8	88.3	92.9	87.6	
Yes	15.7	12.2	11.7	7.1	12.4	
N of Valid	223	196	196	112	727	
N of Miss	0	0	0	0	0	

Table 204: During the past 12 months, have you participated in any alcohol prevention programs or seen any alcohol prevention messages in your school or community? Yes, a media campaign addressing underage drinking and/or drinking and driving (for example, newspaper ads, posters, pamphlets, radio, TV).



Response	6	8	10	12	Total	
No	92.4	84.7	86.2	87.5	87.9	
Yes	7.6	15.3	13.8	12.5	12.1	
N of Valid	223	196	196	112	727	
N of Miss	0	0	0	0	0	

Table 205: During the past 12 months, have you participated in any alcohol prevention programs or seen any alcohol prevention messages in your school or community? No



Response	6	8	10	12	Total	
No	61.0	60.2	53.6	50.9	57.2	
Yes	39.0	39.8	46.4	49.1	42.8	
N of Valid	223	196	196	112	727	
N of Miss	0	0	0	0	0	

Table 206: How wrong do your parents feel it would be for YOU to: drink beer, wine or hard liquor (for example, vodka, whiskey or gin) regularly?





Response	6	8	10	12	Total	
Very wrong	90.2	76.7	57.8	58.7	72.8	
Wrong	6.6	14.2	24.3	20.7	15.7	
A little bit wrong	2.7	5.7	13.9	18.5	9.0	
Not wrong at all	0.5	3.4	4.0	2.2	2.6	
N of Valid	183	176	173	92	624	
N of Miss	40	19	23	20	102	

Table 207: How wrong do your parents feel it would be for YOU to: smoke cigarettes?





Response	6	8	10	12	Total	
Very wrong	93.4	88.7	75.1	69.6	83.5	
Wrong	4.9	7.9	14.5	20.7	10.7	
A little bit wrong	1.1	1.7	6.9	5.4	3.5	
Not wrong at all	0.5	1.7	3.5	4.3	2.2	
N of Valid	182	177	173	92	624	
N of Miss	41	19	23	20	103	

Table 208: How wrong do your parents feel it would be for YOU to: smoke marijuana?





Response	6	8	10	12	Total	
Very wrong	95.6	95.5	86.0	83.5	91.2	
Wrong	3.3	1.7	7.0	13.2	5.3	
A little bit wrong	1.1	1.1	4.7	2.2	2.3	
Not wrong at all	0.0	1.7	2.3	1.1	1.3	
N of Valid	182	177	172	91	622	
N of Miss	41	19	24	21	105	

Table 209: How wrong do your parents feel it would be for YOU to: steal something worth more than \$5?





Response	6	8	10	12	Total	
Very wrong	88.5	86.4	76.7	84.8	84.1	
Wrong	10.4	10.2	17.4	10.9	12.4	
A little bit wrong	0.5	2.3	4.7	4.3	2.7	
Not wrong at all	0.5	1.1	1.2	0.0	0.8	
N of Valid	182	177	172	92	623	
N of Miss	41	19	24	20	104	

Table 210: How wrong do your parents feel it would be for YOU to: draw graffiti, write things, or draw pictures on buildings or other property (without the owner's permission)?





Response	6	8	10	12	Total	
Very wrong	89.6	89.2	77.2	82.6	85.0	
Wrong	7.1	7.4	14.6	10.9	9.8	
A little bit wrong	2.2	1.7	5.8	5.4	3.5	
Not wrong at all	1.1	1.7	2.3	1.1	1.6	
N of Valid	182	176	171	92	621	
N of Miss	41	20	25	20	106	

Table 211: How wrong do your parents feel it would be for YOU to: pick a fight with someone?





Response	6	8	10	12	Total	
Very wrong	74.2	65.1	51.2	57.6	62.8	
Wrong	16.5	22.9	32.6	27.2	24.3	
A little bit wrong	6.6	7.4	12.8	12.0	9.3	
Not wrong at all	2.7	4.6	3.5	3.3	3.5	
N of Valid	182	175	172	92	621	
N of Miss	41	20	24	20	105	

Table 212: During the past 12 months, have you talked with at least one of your parents about the dangers of underage drinking and/or drinking and driving? By parents, we mean either your biological parents, adoptive parents, stepparents, or adult guardians - whether or not they live with you.



Response	6	8	10	12	Total	
No	48.0	52.8	56.7	66.3	54.5	
Yes	52.0	47.2	43.3	33.7	45.5	
N of Valid	177	161	171	89	598	
N of Miss	46	35	25	23	129	

Table 213: Have any of your brothers or sisters ever: drunk beer, wine or hard liquor (for example, vodka, whiskey or gin)?




Response	6	8	10	12	Total	
No	75.3	50.3	34.9	36.7	51.2	
Yes	19.7	45.0	58.1	56.7	43.0	
I don't have any brothers or sisters	5.1	4.7	7.0	6.7	5.7	
N of Valid	178	171	172	90	611	
N of Miss	45	25	24	22	116	

Table 214: Have any of your brothers or sisters ever: smoked marijuana?




Response	6	8	10	12	Total	
No	91.0	82.1	70.3	65.6	79.0	
Yes	3.9	13.3	22.7	27.8	15.3	
I don't have any brothers or sisters	5.1	4.6	7.0	6.7	5.7	
N of Valid	178	173	172	90	613	
N of Miss	45	23	24	22	114	

Table 215: Have any of your brothers or sisters ever: smoked cigarettes?




Response	6	8	10	12	Total	
No	73.4	63.8	55.8	56.2	63.2	
Yes	21.5	31.6	37.2	37.1	31.0	
I don't have any brothers or sisters	5.1	4.6	7.0	6.7	5.7	
N of Valid	177	174	172	89	612	
N of Miss	45	22	24	23	114	

Table 216: Have any of your brothers or sisters ever: taken a handgun to school?




Response	6	8	10	12	Total	
No	94.4	94.7	91.3	91.1	93.1	
Yes	0.0	0.6	1.2	2.2	0.8	
I don't have any brothers or sisters	5.6	4.7	7.6	6.7	6.1	
N of Valid	177	171	172	90	610	
N of Miss	46	25	24	22	117	

Table 217: Have any of your brothers or sisters ever: been suspended or expelled from school?




Response	6	8	10	12	Total	
No	75.7	69.6	69.2	67.8	71.0	
Yes	19.2	26.3	23.8	25.6	23.4	
I don't have any brothers or sisters	5.1	4.1	7.0	6.7	5.6	
N of Valid	177	171	172	90	610	
N of Miss	45	25	24	22	116	

Table 218: The rules in my family are clear.





Response	6	8	10	12	Total	
NO!	2.8	2.9	1.2	8.8	3.3	
no	6.2	6.9	7.6	9.9	7.3	
yes	31.5	38.5	43.3	42.9	38.4	
YES!	59.6	51.7	48.0	38.5	51.0	
N of Valid	178	174	171	91	614	
N of Miss	45	21	25	21	112	

Table 219: People in my family often insult or yell at each other.

Response	6	8	10	12	Total	
NO!	43.6	30.7	18.1	33.0	31.3	
no	29.6	38.6	42.1	44.0	37.8	
yes	17.3	20.5	28.7	16.5	21.2	
YES!	9.5	10.2	11.1	6.6	9.7	
N of Valid	179	176	171	91	617	
N of Miss	43	20	25	21	109	

Table 220: When I am not at home, one of my parents knows where I am and who I am with.

Response	6	8	10	12	Total	
NO!	5.6	2.9	3.0	8.8	4.6	
no	1.7	5.1	9.7	18.7	7.4	
yes	24.9	38.3	38.8	38.5	34.5	
YES!	67.8	53.7	48.5	34.1	53.5	
N of Valid	177	175	165	91	608	
N of Miss	46	21	28	21	116	

Table 221: We argue about the same things in my family over and over.

Response	6	8	10	12	Total	
NO!	42.6	24.9	12.4	19.8	25.8	
no	33.5	44.5	37.3	40.7	38.8	
yes	15.9	18.5	35.5	31.9	24.5	
YES!	8.0	12.1	14.8	7.7	11.0	
N of Valid	176	173	169	91	609	
N of Miss	47	23	26	21	117	

Table 222: If you drank some beer or wine or liquor (for example, vodka, whiskey, or gin) without your parents' permission, would you be caught by your parents?





Response	6	8	10	12	Total	
NO!	10.7	10.3	11.8	26.4	13.2	
no	4.5	17.1	32.9	34.1	20.4	
yes	18.1	25.7	27.6	17.6	22.8	
YES!	66.7	46.9	27.6	22.0	43.6	
N of Valid	177	175	170	91	613	
N of Miss	46	21	26	21	114	

Table 223: My family has clear rules about alcohol and drug use.





Response	6	8	10	12	Total	
NO!	8.5	5.2	2.4	7.7	5.7	
no	2.8	8.0	11.2	12.1	8.0	
yes	19.8	25.3	39.1	35.2	29.0	
YES!	68.9	61.5	47.3	45.1	57.3	
N of Valid	177	174	169	91	611	
N of Miss	45	22	27	21	115	

Table 224: If you carried a handgun without your parents' permission, would you be caught by your parents?





Response	6	8	10	12	Total	
NO!	9.7	6.9	6.0	15.4	8.7	
no	4.0	4.0	13.1	14.3	8.1	
yes	18.9	23.1	32.7	24.2	24.7	
YES!	67.4	65.9	48.2	46.2	58.5	
N of Valid	175	173	168	91	607	
N of Miss	48	23	28	21	120	

Table 225: If you skipped school would you be caught by your parents?





Response	6	8	10	12	Total	
NO!	4.0	5.8	7.1	13.5	6.8	
no	5.7	8.1	17.2	24.7	12.4	
yes	16.5	23.3	34.3	22.5	24.3	
YES!	73.9	62.8	41.4	39.3	56.6	
N of Valid	176	172	169	89	606	
N of Miss	47	24	27	23	121	

Table 226: Do you feel very close to your mother?





Response	6	8	10	12	Total	
NO!	6.8	8.2	8.3	15.7	8.9	
no	7.9	8.2	13.6	11.2	10.1	
yes	20.9	25.3	43.8	29.2	29.8	
YES!	64.4	58.2	34.3	43.8	51.2	
N of Valid	177	170	169	89	605	
N of Miss	46	26	27	23	122	

Table 227: Do you share your thoughts and feelings with your mother?





Response	6	8	10	12	Total	
NO!	12.4	14.0	11.4	21.3	13.9	
no	16.4	26.3	34.7	21.3	25.0	
yes	22.0	21.6	30.5	29.2	25.3	
YES!	49.2	38.0	23.4	28.1	35.8	
N of Valid	177	171	167	89	604	
N of Miss	46	25	29	23	123	

Table 228: My parents ask me what I think before most family decisions affecting me are made.

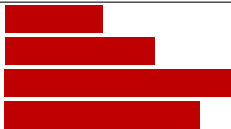
Response	6	8	10	12	Total	
NO!	14.5	14.6	11.2	13.5	13.5	
no	9.9	19.9	30.2	34.8	22.1	
yes	36.6	33.9	35.5	31.5	34.8	
YES!	39.0	31.6	23.1	20.2	29.6	
N of Valid	172	171	169	89	601	
N of Miss	50	25	27	23	125	

Table 229: Do you share your thoughts and feelings with your father?


Response	6	8	10	12	Total	
NO!	17.3	20.2	15.6	27.6	19.2	
no	24.9	22.6	34.1	26.4	27.1	
yes	27.2	29.8	34.1	27.6	29.9	
YES!	30.6	27.4	16.2	18.4	23.9	
N of Valid	173	168	167	87	595	
N of Miss	50	28	28	25	131	

Table 230: Do you enjoy spending time with your mother?


Response	6	8	10	12	Total	
NO!	5.2	8.3	3.6	11.4	6.5	
no	4.6	8.3	14.2	13.6	9.7	
yes	26.0	29.6	49.1	37.5	35.2	
YES!	64.2	53.8	33.1	37.5	48.6	
N of Valid	173	169	169	88	599	
N of Miss	49	27	27	24	127	

Table 231: Do you enjoy spending time with your father?

Response	6	8	10	12	Total	
NO!	11.0	12.4	4.2	13.8	9.9	
no	4.7	7.6	14.5	14.9	9.7	
yes	26.2	28.8	49.4	34.5	34.6	
YES!	58.1	51.2	31.9	36.8	45.7	
N of Valid	172	170	166	87	595	
N of Miss	50	26	30	25	131	

Table 232: If I had a personal problem, I could ask my mom or dad for help.

Response	6	8	10	12	Total	
NO!	4.6	8.2	6.0	13.5	7.3	
no	7.4	11.2	16.7	13.5	12.0	
yes	22.9	27.6	43.5	33.7	31.6	
YES!	65.1	52.9	33.9	39.3	49.2	
N of Valid	175	170	168	89	602	
N of Miss	48	25	28	23	124	

Table 233: Do you feel very close to your father?

Response	6	8	10	12	Total	
NO!	11.5	13.6	11.4	19.1	13.2	
no	9.8	12.4	22.9	22.5	16.1	
yes	24.1	25.4	34.3	25.8	27.6	
YES!	54.6	48.5	31.3	32.6	43.1	
N of Valid	174	169	166	89	598	
N of Miss	49	27	30	23	129	

Table 234: My parents give me lots of chances to do fun things with them.

Response	6	8	10	12	Total	
NO!	11.6	7.7	10.8	16.7	11.0	
no	9.8	13.6	23.5	23.3	16.7	
yes	27.2	39.1	39.8	36.7	35.5	
YES!	51.4	39.6	25.9	23.3	36.8	
N of Valid	173	169	166	90	598	
N of Miss	48	26	30	22	126	

Table 235: My parents ask if I've gotten my homework done.

Response	6	8	10	12	Total	
NO!	1.7	3.5	3.0	12.2	4.1	
no	1.1	8.1	10.8	21.1	8.7	
yes	20.4	29.5	47.6	33.3	32.3	
YES!	76.8	59.0	38.6	33.3	54.9	
N of Valid	181	173	166	90	610	
N of Miss	42	23	30	22	117	

Table 236: People in my family have serious arguments.

Response	6	8	10	12	Total	
NO!	39.0	29.0	14.4	21.6	26.8	
no	35.6	44.4	53.3	50.0	45.1	
yes	16.4	17.8	23.4	19.3	19.1	
YES!	9.0	8.9	9.0	9.1	9.0	
N of Valid	177	169	167	88	601	
N of Miss	46	26	29	24	125	

Table 237: Would your parents know if you did not come home on time?

Response	6	8	10	12	Total
NO!	1.7	3.5	1.2	6.9	2.8
no	4.5	7.0	11.4	13.8	8.5
yes	29.0	33.1	46.7	41.4	36.9
YES!	64.8	56.4	40.7	37.9	51.8
N of Valid	176	172	167	87	602
N of Miss	46	24	29	25	124

Table 238: It is important to be honest with your parents, even if they become upset or you get punished.

Response	6	8	10	12	Total
NO!	4.0	5.8	6.0	5.6	5.3
no	3.4	8.8	12.0	10.1	8.3
yes	18.4	32.7	45.8	41.6	33.5
YES!	74.1	52.6	36.1	42.7	52.8
N of Valid	174	171	166	89	600
N of Miss	49	24	30	23	126

Table 239: My parents notice when I am doing a good job and let me know about it.

Response	6	8	10	12	Total
Never or Almost Never	9.7	6.5	10.2	10.2	9.0
Sometimes	20.0	27.8	29.3	30.7	26.4
Often	29.7	27.8	29.9	30.7	29.4
All the time	40.6	37.9	30.5	28.4	35.2
N of Valid	175	169	167	88	599
N of Miss	47	27	29	24	127

Table 240: How often do your parents tell you they're proud of you for something you've done?





Response	6	8	10	12	Total	
Never or Almost Never	9.1	6.5	9.0	13.6	9.0	
Sometimes	17.7	25.0	32.9	27.3	25.4	
Often	26.9	27.4	29.9	28.4	28.1	
All the time	46.3	41.1	28.1	30.7	37.5	
N of Valid	175	168	167	88	598	
N of Miss	48	28	29	24	129	

Table 241: How many brothers and sisters, including stepbrothers and stepsisters, do you have that are younger than you?








Response	6	8	10	12	Total	
0	32.2	47.6	35.9	31.0	37.4	
1	30.4	20.1	23.4	33.3	26.0	
2	17.0	11.6	17.4	10.3	14.6	
3	9.9	11.0	10.2	9.2	10.2	
4	2.9	2.4	6.6	5.7	4.2	
5	4.1	3.0	2.4	4.6	3.4	
6 or more	3.5	4.3	4.2	5.7	4.2	
N of Valid	171	164	167	87	589	
N of Miss	52	31	29	25	137	

Table 242: How many brothers and sisters, including stepbrothers and stepsisters, do you have that are older than you?








Response	6	8	10	12	Total	
0	26.6	24.4	31.1	43.7	29.7	
1	24.3	31.5	31.1	24.1	28.2	
2	17.5	14.9	12.6	11.5	14.5	
3	13.0	11.3	7.2	9.2	10.4	
4	7.3	6.5	8.4	4.6	7.0	
5	4.0	1.2	4.8	0.0	2.8	
6 or more	7.3	10.1	4.8	6.9	7.3	
N of Valid	177	168	167	87	599	
N of Miss	46	28	29	25	128	

Table 243: Have you changed homes in the past year (the last 12 months)?



Response	6	8	10	12	Total	
No	73.1	75.7	78.7	77.0	76.0	
Yes	26.9	24.3	21.3	23.0	24.0	
N of Valid	175	169	164	87	595	
N of Miss	48	27	32	25	132	

Table 244: How many times have you changed homes since kindergarten?






Response	6	8	10	12	Total	
Never	35.5	27.4	24.1	30.2	29.3	
1 or 2 times	30.2	33.3	31.5	33.7	32.0	
3 or 4 times	20.9	19.6	18.5	16.3	19.2	
5 or 6 times	8.1	8.9	15.4	7.0	10.2	
7 or more times	5.2	10.7	10.5	12.8	9.4	
N of Valid	172	168	162	86	588	
N of Miss	51	28	34	26	139	

Table 245: Have you changed schools (including changing from elementary to middle and middle to high school) in the past year?



Response	6	8	10	12	Total	
No	80.3	73.7	69.1	80.5	75.4	
Yes	19.7	26.3	30.9	19.5	24.6	
N of Valid	173	167	162	87	589	
N of Miss	49	29	34	25	137	

Table 246: How many times have you changed schools since kindergarten (including changing from elementary to middle and middle to high school)?






Response	6	8	10	12	Total	
Never	52.0	29.2	25.3	20.9	33.7	
1 or 2 times	34.3	40.5	29.0	38.4	35.2	
3 or 4 times	9.1	21.4	26.5	23.3	19.5	
5 or 6 times	2.9	6.0	13.0	10.5	7.6	
7 or more times	1.7	3.0	6.2	7.0	4.1	
N of Valid	175	168	162	86	591	
N of Miss	48	28	34	26	136	

Table 247: Has anyone in your family ever had severe alcohol or drug problems?



Response	6	8	10	12	Total	
No	76.8	66.1	58.5	59.8	66.1	
Yes	23.2	33.9	41.5	40.2	33.9	
N of Valid	168	168	164	87	587	
N of Miss	55	28	32	25	140	

Table 248: About how many adults (over 21) have you known personally who in the past year have: used marijuana, crack, cocaine, or other drugs?






Response	6	8	10	12	Total	
0	79.9	71.1	56.7	50.6	66.7	
1	9.2	15.7	14.0	16.5	13.4	
2	4.6	3.6	9.8	10.6	6.6	
3-4	2.3	3.6	11.0	4.7	5.4	
5+	4.0	6.0	8.5	17.6	7.8	
N of Valid	174	166	164	85	589	
N of Miss	48	30	32	27	137	

Table 249: About how many adults (over 21) have you known personally who in the past year have: sold or dealt drugs?






Response	6	8	10	12	Total	
0	85.5	80.7	69.5	64.7	76.7	
1	11.0	9.6	11.0	12.9	10.9	
2	1.7	2.4	9.1	5.9	4.6	
3-4	1.2	1.8	4.9	5.9	3.1	
5+	0.6	5.4	5.5	10.6	4.8	
N of Valid	172	166	164	85	587	
N of Miss	51	30	32	27	140	

Table 250: About how many adults (over 21) have you known personally who in the past year have: done other things that could get them in trouble with the police, like stealing, selling stolen goods, mugging or assaulting others, etc.?






Response	6	8	10	12	Total	
0	86.2	72.3	61.3	63.5	72.1	
1	9.2	15.1	11.7	12.9	12.1	
2	1.7	4.2	10.4	8.2	5.8	
3-4	0.6	2.4	6.7	3.5	3.2	
5+	2.3	6.0	9.8	11.8	6.8	
N of Valid	174	166	163	85	588	
N of Miss	49	30	33	27	139	

Table 251: About how many adults (over 21) have you known personally who in the past year have: gotten drunk or high?






Response	6	8	10	12	Total	
0	60.7	45.5	30.1	35.7	44.3	
1	22.5	20.4	19.0	8.3	18.9	
2	3.5	8.4	11.0	10.7	8.0	
3-4	2.9	7.8	8.6	8.3	6.6	
5+	10.4	18.0	31.3	36.9	22.1	
N of Valid	173	167	163	84	587	
N of Miss	50	29	33	28	140	

Table 252: Have you seen or heard information about underage drinking in the past 12 months from the following sources? Radio

Response	6	8	10	12	Total	
No	56.1	43.0	44.8	52.9	48.8	
Yes	43.9	57.0	55.2	47.1	51.2	
N of Valid	171	165	163	85	584	
N of Miss	52	31	33	27	143	

Table 253: Have you seen or heard information about underage drinking in the past 12 months from the following sources? TV.

Response	6	8	10	12	Total	
No	30.4	23.5	17.8	21.7	23.7	
Yes	69.6	76.5	82.2	78.3	76.3	
N of Valid	171	166	163	83	583	
N of Miss	52	30	33	29	144	

Table 254: Have you seen or heard information about underage drinking in the past 12 months from the following sources? Print. This includes information on underage drinking you may have seen in the newspaper, on a billboard, in pamphlets, on stickers, etc.

Response	6	8	10	12	Total	
No	52.9	41.8	44.8	39.0	45.5	
Yes	47.1	58.2	55.2	61.0	54.5	
N of Valid	170	165	163	82	580	
N of Miss	53	31	33	29	146	

Table 255: Have you seen or heard information about underage drinking in the past 12 months from the following sources? Website or social media? (Facebook, Myspace, website, etc.)

Response	6	8	10	12	Total	
No	54.1	38.8	38.7	43.4	43.9	
Yes	45.9	61.2	61.3	56.6	56.1	
N of Valid	170	165	163	83	581	
N of Miss	53	31	33	29	146	

Table 256: The next questions ask about your opinions of the information you saw or heard. If you have seen or heard more than one ad, please think about your favorite ad when answering these questions. The information about underage drinking that I saw or heard was convincing.






Response	6	8	10	12	Total	
NO!	29.0	14.0	11.9	18.1	18.4	
no	5.9	14.0	20.6	16.9	13.9	
yes	17.8	26.8	43.1	39.8	30.6	
YES!	27.8	29.9	12.5	15.7	22.4	
I have not seen or heard any ads about underage drinking in the past 12 months.	19.5	15.2	11.9	9.6	14.8	
N of Valid	169	164	160	83	576	
N of Miss	54	32	35	29	150	

Table 257: The next questions ask about your opinions of the information you saw or heard. If you have seen or heard more than one ad, please think about your favorite ad when answering these questions. The information about underage drinking that I saw or heard grabbed my attention.






Response	6	8	10	12	Total	
NO!	24.0	14.5	13.0	12.0	16.5	
no	5.4	17.0	24.8	24.1	16.8	
yes	21.0	21.8	36.6	38.6	28.1	
YES!	28.1	30.3	12.4	14.5	22.4	
I have not seen or heard any ads about underage drinking in the past 12 months.	21.6	16.4	13.0	10.8	16.1	
N of Valid	167	165	161	83	576	
N of Miss	56	31	35	29	151	

Table 258: The next questions ask about your opinions of the information you saw or heard. If you have seen or heard more than one ad, please think about your favorite ad when answering these questions. The information about underage drinking that I saw or heard said something important to me.






Response	6	8	10	12	Total	
NO!	24.4	16.6	14.3	12.0	17.5	
no	6.1	19.0	24.8	30.1	18.6	
yes	18.3	19.6	33.5	31.3	24.9	
YES!	26.8	29.4	14.9	15.7	22.6	
I have not seen or heard any ads about underage drinking in the past 12 months.	24.4	15.3	12.4	10.8	16.5	
N of Valid	164	163	161	83	571	
N of Miss	59	32	35	29	155	

Table 259: The next questions ask about your opinions of the information you saw or heard. If you have seen or heard more than one ad, please think about your favorite ad when answering these questions. Seeing or hearing this information about underage drinking made me want to stop or decrease my drinking.

Response	6	8	10	12	Total	
NO!	25.6	12.2	15.7	21.7	18.5	
no	6.3	15.4	17.6	26.5	15.1	
yes	8.8	14.1	28.9	18.1	17.4	
YES!	27.5	37.8	18.2	20.5	26.7	
I have not seen or heard any ads about underage drinking in the past 12 months.	31.9	20.5	19.5	13.3	22.4	
N of Valid	160	156	159	83	558	
N of Miss	63	39	37	29	168	

Table 260: How honest were you in filling out this survey?

Response	6	8	10	12	Total	
I was very honest	87.8	83.8	80.9	83.3	84.1	
I was honest pretty much of the time	9.9	14.4	15.4	13.1	13.2	
I was honest some of the time	1.7	0.6	2.5	3.6	1.9	
I was honest once in a while	0.6	1.2	1.2	0.0	0.9	
I was not honest at all	0.0	0.0	0.0	0.0	0.0	
N of Valid	172	167	162	84	585	
N of Miss	51	29	33	28	141	