

2011 APNA

Arkansas Prevention Needs Assessment Student Survey



Lonoke County Tables

**Arkansas Department of Human Services
Division of Behavioral Health Services**

Conducted by International Survey Associates dba Pride Surveys

Contents

1	INTRODUCTION	11
2	PERCENTAGE TABLES	16

List of Tables

1	Sex	17
2	Age	17
3	Are you Hispanic or Latino?	17
4	What is your race? Black or African American	18
5	What is your race? Asian	18
6	What is your race? American Indian	18
7	What is your race? Alaska Native	18
8	What is your race? White	19
9	What is your race? Native Hawaiian or Other Pacific Islander	19
10	What is your race? Other	19
11	What is the highest level of schooling completed by your mother or father?	20
12	Think of where you live most of the time. Which of the following people live there with you? Mother	20
13	Think of where you live most of the time. Which of the following people live there with you? Stepmother	20
14	Think of where you live most of the time. Which of the following people live there with you? Foster Mother	21
15	Think of where you live most of the time. Which of the following people live there with you? Grandmother	21
16	Think of where you live most of the time. Which of the following people live there with you? Aunt	21
17	Think of where you live most of the time. Which of the following people live there with you? Father	21
18	Think of where you live most of the time. Which of the following people live there with you? Stepfather	22
19	Think of where you live most of the time. Which of the following people live there with you? Foster Father	22
20	Think of where you live most of the time. Which of the following people live there with you? Grandfather	22
21	Think of where you live most of the time. Which of the following people live there with you? Uncle	22
22	Think of where you live most of the time. Which of the following people live there with you? Other Adults	23
23	Think of where you live most of the time. Which of the following people live there with you? Brother(s)	23
24	Think of where you live most of the time. Which of the following people live there with you? Stepbrother(s)	23
25	Think of where you live most of the time. Which of the following people live there with you? Sister(s)	23
26	Think of where you live most of the time. Which of the following people live there with you? Stepsister(s)	24

27	Think of where you live most of the time. Which of the following people live there with you? Other Children	24
28	In my school, students have lots of chances to help decide things like class activities and rules.	24
29	Teachers ask me to work on special classroom projects.	24
30	My teacher(s) notices when I am doing a good job and lets me know about it.	25
31	There are lots of chances for students in my school to get involved in sports, clubs, and other school activities outside of class.	25
32	There are lots of chances for students in my school to talk with a teacher one-on-one.	25
33	I feel safe at my school.	26
34	The school lets my parents know when I have done something well.	26
35	My teachers praise me when I work hard in school.	26
36	Are your school grades better than the grades of most students in your class?	27
37	I have lots of chances to be part of class discussions or activities.	27
38	Now thinking back over the past year in school, how often did you: enjoy being in school?	27
39	Now thinking back over the past year in school, how often did you: hate being in school?	28
40	Now thinking back over the past year in school, how often did you: try to do your best work in school?	28
41	How often do you feel that the school work you are assigned is meaningful and important?	28
42	Putting them all together, what were your grades like last year?	29
43	How important do you think the things you are learning in school are going to be for your later life?	29
44	How interesting are most of your courses to you?	29
45	During the LAST FOUR WEEKS how many whole days of school have you missed because you skipped or 'cut'?	30
46	What are the chances you would be seen as cool if you: smoked cigarettes?	30
47	What are the chances you would be seen as cool if you: worked hard at school?	30
48	What are the chances you would be seen as cool if you: began drinking alcoholic beverages regularly, that is, at least once or twice a month?	31
49	What are the chances you would be seen as cool if you: defended someone who was being verbally abused at school?	31
50	What are the chances you would be seen as cool if you: smoked marijuana?	31
51	What are the chances you would be seen as cool if you: carried a handgun?	32

52	What are the chances you would be seen as cool if you: regularly volunteered to do community service?	32
53	Think of your four best friends (the friends you feel closest to). In the past year (12 months), how many of your best friends have: participated in clubs, organizations or activities at school?	32
54	Think of your four best friends (the friends you feel closest to). In the past year (12 months), how many of your best friends have: smoked cigarettes?	33
55	Think of your four best friends (the friends you feel closest to). In the past year (12 months), how many of your best friends have: tried beer, wine or hard liquor (for example, vodka, whiskey, or gin) when their parents didn't know about it?	33
56	Think of your four best friends (the friends you feel closest to). In the past year (12 months), how many of your best friends have: made a commitment to stay drug-free?	33
57	Think of your four best friends (the friends you feel closest to). In the past year (12 months), how many of your best friends have: used marijuana?	34
58	Think of your four best friends (the friends you feel closest to). In the past year (12 months), how many of your best friends have: tried to do well in school?	34
59	Think of your four best friends (the friends you feel closest to). In the past year (12 months), how many of your best friends have: used LSD, cocaine, amphetamines, or other illegal drugs?	34
60	Think of your four best friends (the friends you feel closest to). In the past year (12 months), how many of your best friends have: been suspended from school?	35
61	Think of your four best friends (the friends you feel closest to). In the past year (12 months), how many of your best friends have: liked school?	35
62	Think of your four best friends (the friends you feel closest to). In the past year (12 months), how many of your best friends have: carried a handgun?	35
63	Think of your four best friends (the friends you feel closest to). In the past year (12 months), how many of your best friends have: sold illegal drugs?	36
64	Think of your four best friends (the friends you feel closest to). In the past year (12 months), how many of your best friends have: regularly attended religious services?	36
65	Think of your four best friends (the friends you feel closest to). In the past year (12 months), how many of your best friends have: stolen or tried to steal a motor vehicle such as a car or motorcycle?	36
66	Think of your four best friends (the friends you feel closest to). In the past year (12 months), how many of your best friends have: been arrested?	37

67	Think of your four best friends (the friends you feel closest to). In the past year (12 months), how many of your best friends have: dropped out of school?	37
68	Think of your four best friends (the friends you feel closest to). In the past year (12 months), how many of your best friends have: been members of a gang?	37
69	How old were you when you first: smoked marijuana?	38
70	How old were you when you first: smoked a cigarette, even just a puff?	38
71	How old were you when you first: had more than a sip or two of beer, wine or hard liquor (for example, vodka, whiskey, or gin)? . . .	39
72	How old were you when you first: began drinking alcoholic beverages regularly, that is, at least once or twice a month?	39
73	How old were you when you first: used phenoxydine (pox, px, breeze)?	40
74	How old were you when you first: got suspended from school? . . .	40
75	How old were you when you first: got arrested?	41
76	How old were you when you first: carried a handgun?	41
77	How old were you when you first: attacked someone with the idea of seriously hurting them?	42
78	How old were you when you first: belonged to a gang?	42
79	How wrong do you think it is for someone your age to: take a handgun to school?	43
80	How wrong do you think it is for someone your age to: steal anything worth more than \$5?	43
81	How wrong do you think it is for someone your age to: pick a fight with someone?	43
82	How wrong do you think it is for someone your age to: attack someone with the idea of seriously hurting them?	44
83	How wrong do you think it is for someone your age to: stay away from school all day when their parents think they are at school? . .	44
84	How wrong do you think it is for someone your age to: drink beer, wine or hard liquor (for example, vodka, whiskey, or gin) regularly? .	44
85	How wrong do you think it is for someone your age to: smoke cigarettes?	45
86	How wrong do you think it is for someone your age to: smoke marijuana?	45
87	How wrong do you think it is for someone your age to: use LSD, cocaine, amphetamines or another illegal drug?	45
88	At school during the past 12 months, did you receive help from the resource teacher, speech therapist or other special education teacher?	46
89	How many times in the past year (12 months) have you: been suspended from school?	46
90	How many times in the past year (12 months) have you: carried a handgun?	46

91	How many times in the past year (12 months) have you: sold illegal drugs?	47
92	How many times in the past year (12 months) have you: stolen or tried to steal a motor vehicle such as a car or motorcycle?	47
93	How many times in the past year (12 months) have you: participated in clubs, organizations or activities at school?	48
94	How many times in the past year (12 months) have you: been arrested?	48
95	How many times in the past year (12 months) have you: done extra work on your own for school?	49
96	How many times in the past year (12 months) have you: attacked someone with the idea of seriously hurting them?	49
97	How many times in the past year (12 months) have you: been drunk or high at school?	50
98	How many times in the past year (12 months) have you: volunteered to do community service?	50
99	How many times in the past year (12 months) have you: taken a handgun to school?	51
100	Are you currently on probation, or assigned a probation officer with Juvenile Court?	51
101	Have you ever belonged to a gang?	51
102	If you have ever belonged to a gang, did that gang have a name? . .	52
103	How many times have you done the following things? done what feels good no matter what.	52
104	How many times have you done the following things? done something dangerous because someone dared you to do it.	52
105	How many times have you done the following things? done crazy things even if they are a little dangerous.	53
106	You're looking at CD's in a music store with a friend. You look up and see her slip a CD under her coat. She smiles and says 'Which one do you want? Go ahead, take it while nobody's around.' There is nobody in sight, no employees and no other customers. What would you do now?	53
107	You are visiting another part of town, and you don't know any of the people your age there. You are walking down the street, and some teenager you don't know is walking toward you. He is about your size, and as he is about to pass you, he deliberately bumps into you and you almost lose your balance. What would you say or do? .	53
108	You are at a party at someone's house, and one of your friends offers you a drink containing alcohol. What would you say or do?	54
109	It's 8:00 on a weeknight and you are about to go over to a friend's home when your mother asks you where you are going. You say 'Oh, just going to go hang out with some friends.' She says, 'No, you'll just get into trouble if you go out. Stay home tonight.' What would you do now?	54
110	How often do you attend religious services or activities?	54

111	I do the opposite of what people tell me, just to get them mad. . .	55
112	I like to see how much I can get away with.	55
113	I ignore rules that get in my way.	55
114	I think sometimes it's okay to cheat at school.	56
115	It is important to think before you act.	56
116	Sometimes I think that life is not worth it.	56
117	At times I think I am no good at all.	57
118	All in all, I am inclined to think that I am a failure.	57
119	In the past year, have you felt depressed or sad MOST days, even if you felt okay sometimes?	57
120	It is all right to beat up people if they start the fight.	58
121	I think it is okay to take something without asking if you can get away with it.	58
122	Sometimes we don't know what we will do as adults, but we may have an idea. Please answer how true these statements may be for you. WHEN I AM AN ADULT I WILL: smoke cigarettes.	58
123	Sometimes we don't know what we will do as adults, but we may have an idea. Please answer how true these statements may be for you. WHEN I AM AN ADULT I WILL: drink beer, wine, or liquor.	59
124	Sometimes we don't know what we will do as adults, but we may have an idea. Please answer how true these statements may be for you. WHEN I AM AN ADULT I WILL: smoke marijuana.	59
125	Sometimes we don't know what we will do as adults, but we may have an idea. Please answer how true these statements may be for you. WHEN I AM AN ADULT I WILL: use LSD, cocaine, amphetamines or another illegal drug.	59
126	How much do you think people risk harming themselves (physically or in other ways) if they: smoked one or more packs of cigarettes per day?	60
127	How much do you think people risk harming themselves (physically or in other ways) if they: try marijuana once or twice?	60
128	How much do you think people risk harming themselves (physically or in other ways) if they: smoke marijuana regularly?	60
129	How much do you think people risk harming themselves (physically or in other ways) if they: take one or two drinks of an alcoholic beverage (beer, wine, liquor) nearly every day?	61
130	How much do you think people risk harming themselves (physically or in other ways) if they: have five or more drinks once or twice each weekend?	61
131	Have you ever used smokeless tobacco (chew, snuff, plug, dipping tobacco, or chewing tobacco)?	61
132	How often have you taken smokeless tobacco during the past 30 days?	62
133	Have you ever smoked cigarettes?	62
134	How frequently have you smoked cigarettes during the past 30 days?	62

135	Which statement best describes rules about smoking inside your home?	63
136	Which statement best describes rules about smoking in your family cars?	63
137	During this school year, were you taught in any of your classes about the dangers of tobacco use?	64
138	During the past 12 months, have you participated in any community activities to discourage people your age from using cigarettes, chewing tobacco, snuff, dip or cigars?	64
139	On how many occasions have you had alcoholic beverages (beer, wine or hard liquor) to drink in your lifetime - more than just a few sips?	64
140	On how many occasions have you had beer, wine or hard liquor to drink during the past 30 days?	65
141	On how many occasions have you used marijuana (grass, pot) or hashish (hash, hash oil) in your lifetime?	65
142	On how many occasions have you used marijuana (grass, pot) or hashish (hash, hash oil) during the past 30 days?	65
143	On how many occasions have you used LSD or other psychedelics in your lifetime?	66
144	On how many occasions have you used LSD or other psychedelics during the past 30 days?	66
145	On how many occasions have you used cocaine or crack in your lifetime?	66
146	On how many occasions have you used cocaine or crack during the past 30 days?	67
147	On how many occasions have you sniffed glue, breathed the contents of an aerosol spray can, or inhaled other gases or sprays, in order to get high in your lifetime?	67
148	On how many occasions have you sniffed glue, breathed the contents of an aerosol spray can, or inhaled other gases or sprays, in order to get high during the past 30 days?	68
149	On how many occasions have you used phenoxydine (pox, px, breeze) in your lifetime?	68
150	On how many occasions have you used phenoxydine (pox, px, breeze) during the past 30 days?	69
151	On how many occasions have you used sedatives (tranquilizers, such as Valium or Xanax, barbiturates, or sleeping pills) without a doctor telling you to take them, in your lifetime?	69
152	On how many occasions have you used sedatives (tranquilizers, such as Valium or Xanax, barbiturates, or sleeping pills) without a doctor telling you to take them, during the past 30 days?	70
153	On how many occasions have you used methamphetamines (meth, speed, crank, crystal meth) in your lifetime?	70

154	On how many occasions have you used methamphetamines (meth, speed, crank, crystal meth) in the past 30 days?	71
155	On how many occasions have you used stimulants, other than Methamphetamines (such as amphetamines, Ritalin or Dexedrine) without a doctor telling you to take them, in your lifetime?	71
156	On how many occasions have you used stimulants, other than Methamphetamines (such as amphetamines, Ritalin or Dexedrine) without a doctor telling you to take them, during the past 30 days?	72
157	On how many occasions have you used heroin or other opiates in your lifetime?	72
158	On how many occasions have you used heroin or other opiates during the past 30 days?	73
159	On how many occasions have you used MDMA ('X', 'E', or ecstasy) in your lifetime?	73
160	On how many occasions have you used MDMA ('X', 'E', or ecstasy) during the past 30 days?	73
161	On how many occasions have you taken prescription drugs (such as Valium, Xanax, Ritalin, Adderall, OxyContin, Darvocet, or sleeping pills) on your own-that is, without a doctor telling you to take them in your lifetime?	74
162	On how many occasions have you taken prescription drugs (such as Valium, Xanax, Ritalin, Adderall, OxyContin, Darvocet, or sleeping pills) on your own-that is, without a doctor telling you to take them during the past 30 days?	74
163	On how many occasions have you taken non-prescription medicines such as diet pills (for example, Dietac, Dexatrim or Prolamine), stay-awake pills (for example No-Doz, Vivarin, or Wake), or cough or cold medicines (robos, DXM, etc.) to get high in your lifetime?	75
164	On how many occasions have you taken non-prescription medicines such as diet pills (for example, Dietac, Dexatrim or Prolamine), stay-awake pills (for example No-Doz, Vivarin, or Wake), or cough or cold medicines (robos, DXM, etc.) to get high during the past 30 days?	75
165	On how many occasions have you been drunk or very high from drinking alcoholic beverages during the past 30 days?	76
166	On how many occasions have you drunk flavored alcoholic beverages, sometimes called 'alcopops' (like Mike's Hard Lemonade, Smirnoff Ice, Bacardi Breezers, etc.) in your lifetime?	76
167	On how many occasions have you drunk flavored alcoholic beverages, sometimes called 'alcopops' (like Mike's Hard Lemonade, Smirnoff Ice, Bacardi Breezers, etc.) during the past 30 days?	77
168	Think back over the last two weeks. How many times have you had five or more alcoholic drinks in a row?	77
169	During the past 30 days, how many times did you ride in a car or other vehicle driven by someone who had been drinking alcohol?	77

170	During the past 30 days, how many times did you drive a car or other vehicle when you had been drinking alcohol?	78
171	If you drank alcohol (not just a sip or taste) in the past year, how did you usually get it?	78
172	If you drank alcohol (not just a sip or taste) in the past year, where did you usually drink it?	79
173	During the last month, about how many marijuana cigarettes, or the equivalent, did you smoke a day, on the average?	79
174	How wrong would most adults (over 21) in your neighborhood think it is for kids your age: to use marijuana?	80
175	How wrong would most adults (over 21) in your neighborhood think it is for kids your age: to drink alcohol?	80
176	How wrong would most adults (over 21) in your neighborhood think it is for kids your age: to smoke cigarettes?	80
177	How much do each of the following statements describe your neighborhood? crime and/or drug selling	81
178	How much do each of the following statements describe your neighborhood? fights	81
179	How much do each of the following statements describe your neighborhood? lots of empty or abandoned buildings	81
180	How much do each of the following statements describe your neighborhood? lots of graffiti	82
181	If I had to move, I would miss the neighborhood I now live in.	82
182	My neighbors notice when I am doing a good job and let me know about it.	82
183	I like my neighborhood.	83
184	There are lots of adults in my neighborhood I could talk to about something important.	83
185	I'd like to get out of my neighborhood.	83
186	There are people in my neighborhood who are proud of me when I do something well.	84
187	There are people in my neighborhood who encourage me to do my best.	84
188	I feel safe in my neighborhood.	84
189	Which of the following activities for people your age are available in your community? sports teams?	85
190	Which of the following activities for people your age are available in your community? scouting?	85
191	Which of the following activities for people your age are available in your community? boys and girls clubs?	85
192	Which of the following activities for people your age are available in your community? 4-H clubs?	85
193	Which of the following activities for people your age are available in your community? service clubs?	86

194	If a kid smoked marijuana in your neighborhood would he or she be caught by the police?	86
195	If a kid drank some beer, wine or hard liquor (for example, vodka, whiskey, or gin) in your neighborhood would he or she be caught by the police?	86
196	If a kid carried a handgun in your neighborhood would he or she be caught by the police?	87
197	If you wanted to get some cigarettes, how easy would it be for you to get some?	87
198	If you wanted to get some beer, wine or hard liquor (for example, vodka, whiskey, or gin), how easy would it be for you to get some?	87
199	If you wanted to get a drug like cocaine, LSD, or amphetamines, how easy would it be for you to get some?	88
200	If you wanted to get a handgun, how easy would it be for you to get one?	88
201	If you wanted to get some marijuana, how easy would it be for you to get some?	88
202	During the past 12 months, have you participated in any alcohol prevention programs or seen any alcohol prevention messages in your school or community? Yes, a school-based program focused on preventing underage drinking and/or drinking and driving.	89
203	During the past 12 months, have you participated in any alcohol prevention programs or seen any alcohol prevention messages in your school or community? Yes, a community-based program focused on preventing underage drinking and/or drinking and driving (for example, through your church or temple or through youth groups like Boys and Girls Club or 4-H).	89
204	During the past 12 months, have you participated in any alcohol prevention programs or seen any alcohol prevention messages in your school or community? Yes, a media campaign addressing underage drinking and/or drinking and driving (for example, newspaper ads, posters, pamphlets, radio, TV).	89
205	During the past 12 months, have you participated in any alcohol prevention programs or seen any alcohol prevention messages in your school or community? No	89
206	How wrong do your parents feel it would be for YOU to: drink beer, wine or hard liquor (for example, vodka, whiskey or gin) regularly?	90
207	How wrong do your parents feel it would be for YOU to: smoke cigarettes?	90
208	How wrong do your parents feel it would be for YOU to: smoke marijuana?	90
209	How wrong do your parents feel it would be for YOU to: steal something worth more than \$5?	91

210	How wrong do your parents feel it would be for YOU to: draw graffiti, write things, or draw pictures on buildings or other property (without the owner's permission)?	91
211	How wrong do your parents feel it would be for YOU to: pick a fight with someone?	91
212	During the past 12 months, have you talked with at least one of your parents about the dangers of underage drinking and/or drinking and driving? By parents, we mean either your biological parents, adoptive parents, stepparents, or adult guardians - whether or not they live with you.	92
213	Have any of your brothers or sisters ever: drunk beer, wine or hard liquor (for example, vodka, whiskey or gin)?	92
214	Have any of your brothers or sisters ever: smoked marijuana?	92
215	Have any of your brothers or sisters ever: smoked cigarettes?	92
216	Have any of your brothers or sisters ever: taken a handgun to school?	93
217	Have any of your brothers or sisters ever: been suspended or expelled from school?	93
218	The rules in my family are clear.	93
219	People in my family often insult or yell at each other.	94
220	When I am not at home, one of my parents knows where I am and who I am with.	94
221	We argue about the same things in my family over and over.	94
222	If you drank some beer or wine or liquor (for example, vodka, whiskey, or gin) without your parents' permission, would you be caught by your parents?	95
223	My family has clear rules about alcohol and drug use.	95
224	If you carried a handgun without your parents' permission, would you be caught by your parents?	95
225	If you skipped school would you be caught by your parents?	96
226	Do you feel very close to your mother?	96
227	Do you share your thoughts and feelings with your mother?	96
228	My parents ask me what I think before most family decisions affecting me are made.	97
229	Do you share your thoughts and feelings with your father?	97
230	Do you enjoy spending time with your mother?	97
231	Do you enjoy spending time with your father?	98
232	If I had a personal problem, I could ask my mom or dad for help.	98
233	Do you feel very close to your father?	98
234	My parents give me lots of chances to do fun things with them.	99
235	My parents ask if I've gotten my homework done.	99
236	People in my family have serious arguments.	99
237	Would your parents know if you did not come home on time?	100
238	It is important to be honest with your parents, even if they become upset or you get punished.	100

239	My parents notice when I am doing a good job and let me know about it.	100
240	How often do your parents tell you they're proud of you for something you've done?	101
241	How many brothers and sisters, including stepbrothers and sisters, do you have that are younger than you?	101
242	How many brothers and sisters, including stepbrothers and sisters, do you have that are older than you?	101
243	Have you changed homes in the past year (the last 12 months)?	102
244	How many times have you changed homes since kindergarten?	102
245	Have you changed schools (including changing from elementary to middle and middle to high school) in the past year?	102
246	How many times have you changed schools since kindergarten (including changing from elementary to middle and middle to high school)?	103
247	Has anyone in your family ever had severe alcohol or drug problems?	103
248	About how many adults (over 21) have you known personally who in the past year have: used marijuana, crack, cocaine, or other drugs?	103
249	About how many adults (over 21) have you known personally who in the past year have: sold or dealt drugs?	104
250	About how many adults (over 21) have you known personally who in the past year have: done other things that could get them in trouble with the police, like stealing, selling stolen goods, mugging or assaulting others, etc.?	104
251	About how many adults (over 21) have you known personally who in the past year have: gotten drunk or high?	104
252	Have you seen or heard information about underage drinking in the past 12 months from the following sources? Radio	105
253	Have you seen or heard information about underage drinking in the past 12 months from the following sources? TV.	105
254	Have you seen or heard information about underage drinking in the past 12 months from the following sources? Print. This includes information on underage drinking you may have seen in the newspaper, on a billboard, in pamphlets, on stickers, etc.	105
255	Have you seen or heard information about underage drinking in the past 12 months from the following sources? Website or social media? (Facebook, Myspace, website, etc.)	105
256	The next questions ask about your opinions of the information you saw or heard. If you have seen or heard more than one ad, please think about your favorite ad when answering these questions. The information about underage drinking that I saw or heard was convincing.	106

257	The next questions ask about your opinions of the information you saw or heard. If you have seen or heard more than one ad, please think about your favorite ad when answering these questions. The information about underage drinking that I saw or heard grabbed my attention.	106
258	The next questions ask about your opinions of the information you saw or heard. If you have seen or heard more than one ad, please think about your favorite ad when answering these questions. The information about underage drinking that I saw or heard said something important to me.	106
259	The next questions ask about your opinions of the information you saw or heard. If you have seen or heard more than one ad, please think about your favorite ad when answering these questions. Seeing or hearing this information about underage drinking made me want to stop or decrease my drinking.	107
260	How honest were you in filling out this survey?	107

List of Figures

1	Grade Chart	12
2	Gender Chart	13
3	Age Chart	14
4	Ethnic Origin Chart	15

1 INTRODUCTION

This report was generated from data collected on the *2011 Arkansas Prevention Needs Assessment Student Survey*. This report contains basic frequency tables of all data collected and graphs on the selected demographic variables of grade, gender, age and ethnic origin. The graph on ethnic origin is represented as a bar chart rather than as a pie chart. This is because students were allowed to mark more than one response for ethnic origin as opposed to being allowed to mark only one response. The bars represent the percent of students who marked each of the ethnic categories.

Questions regarding the information found in this report can be directed to:

Pride Surveys

160 Vanderbilt Court
Bowling Green, KY 42103
1-800-279-6361
www.pridesurveys.com

Grade Chart

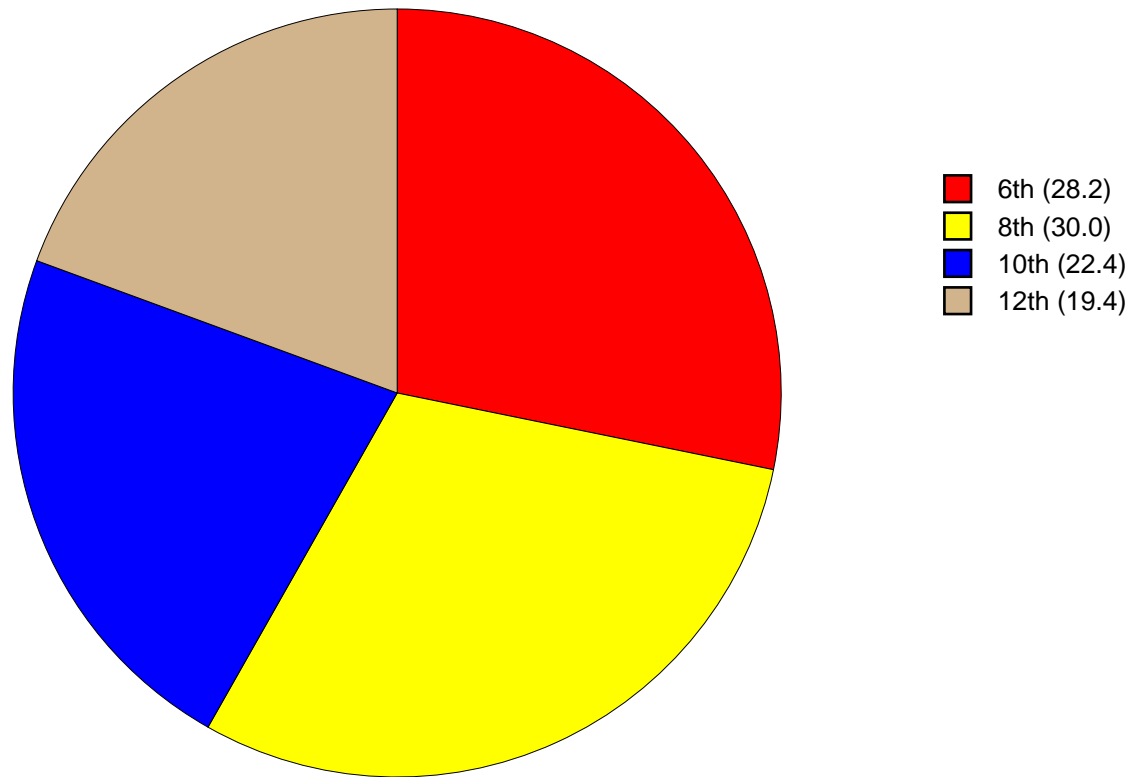


Figure 1: Grade Chart

Gender Chart

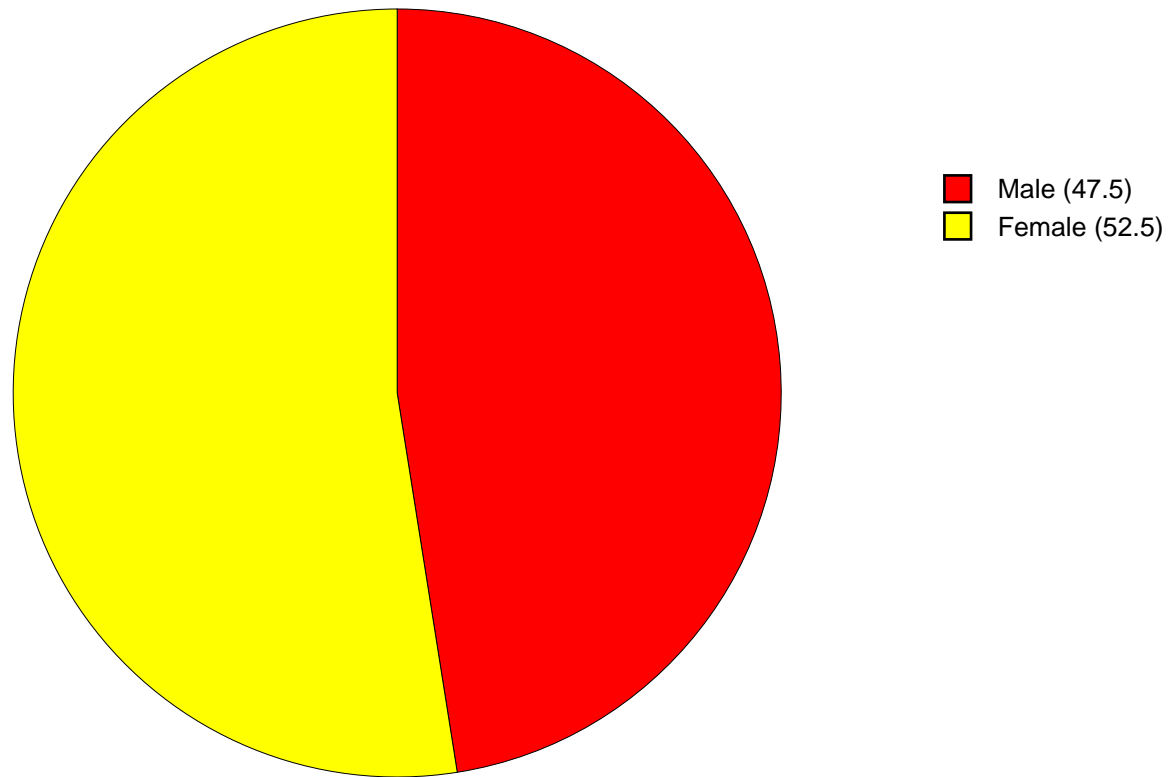


Figure 2: Gender Chart

Age Chart

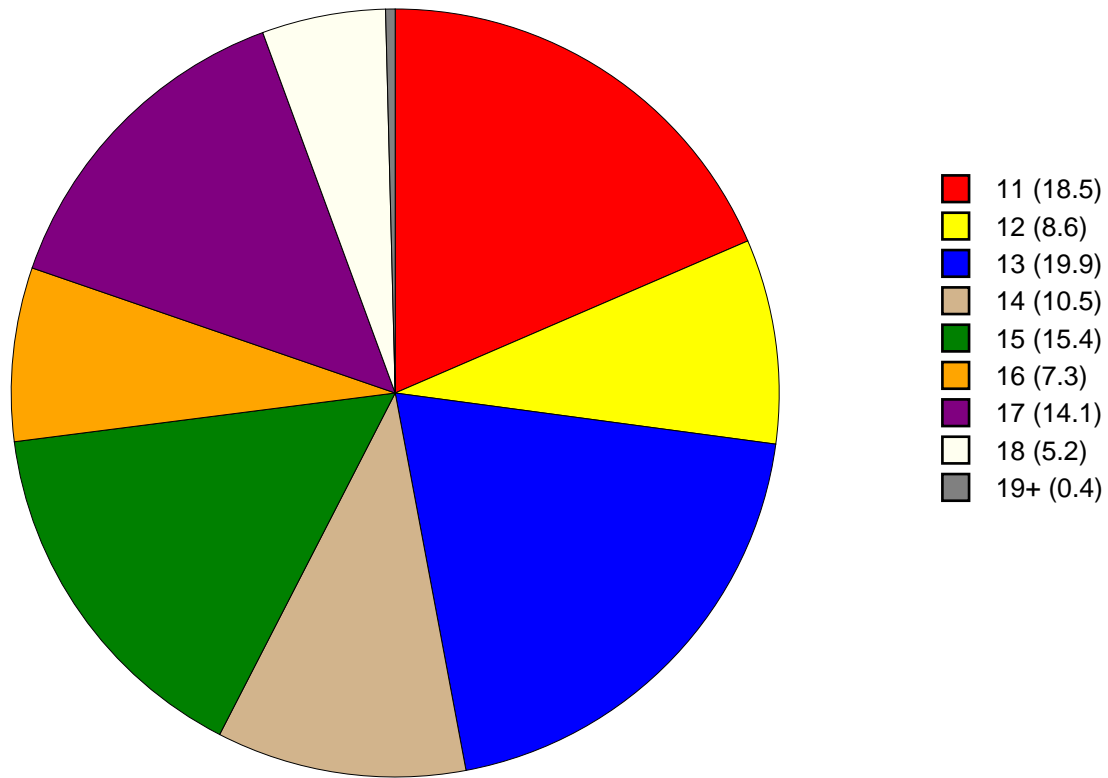


Figure 3: Age Chart

Ethnic Origin Chart

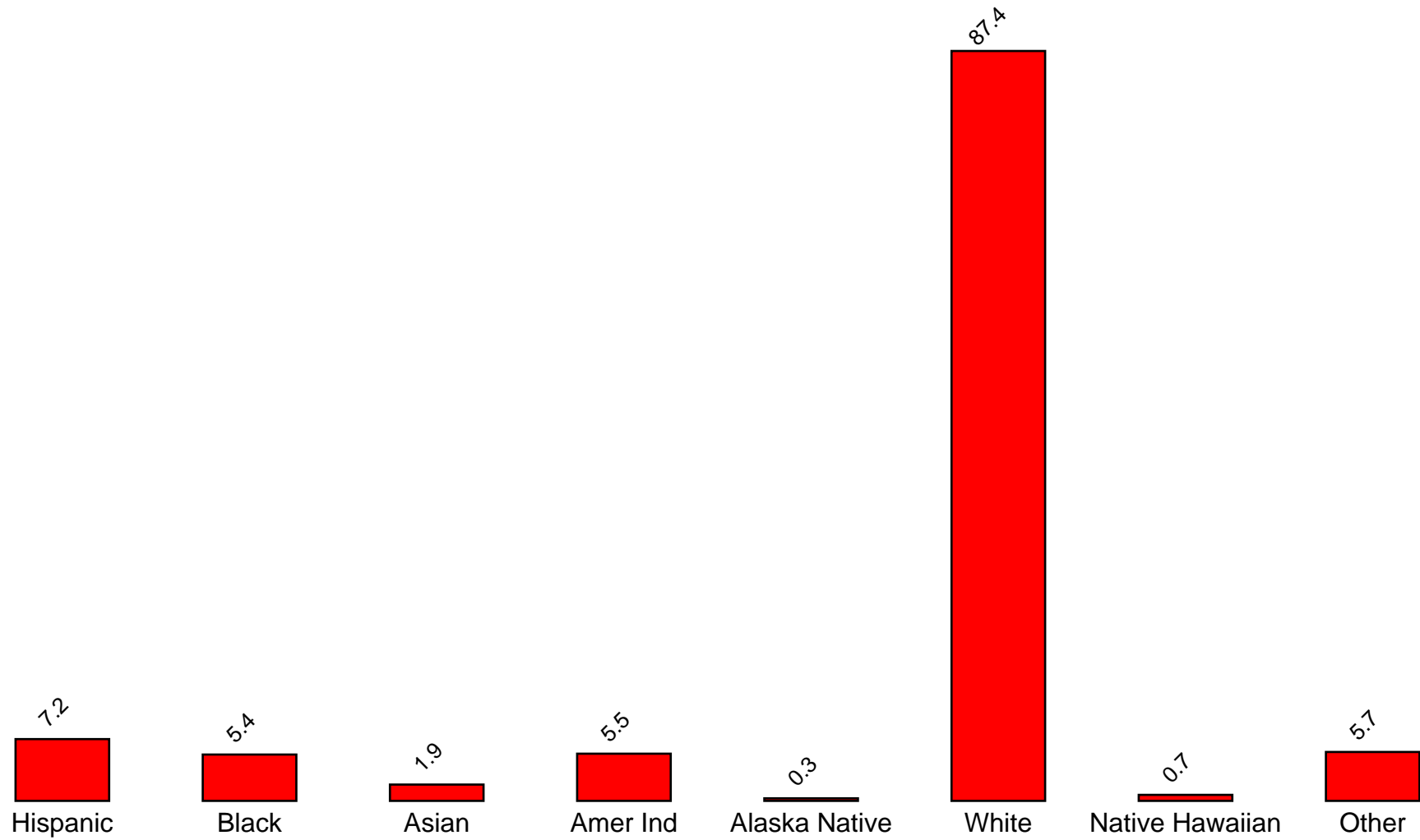


Figure 4: Ethnic Origin Chart

2 PERCENTAGE TABLES

The following tables contain frequency distribution detailing how your students responded to each question on the survey. The tables appear in the same order as the questions on the survey. The tables include breakdowns by grade level as well as overall percentages. The *N of Valid* row is a frequency count of the number of valid responses to each question for each grade and overall. The *N of Miss* row is a frequency count of the number of invalid (marked more than one response) or missing (i.e. did not respond) responses to each question for each grade and overall.

For the questions that allowed more than one response (i.e. race, live with, etc.) each response becomes a separate table. If a student did not mark the response, that was counted as a NO response, and if they did mark the response, that was counted as a YES response. Since a non response is a valid response for these questions, the *N of Miss* will always be zero for these questions.

Table 1: Sex



Response	6	8	10	12	Total	
Male	49.3	48.7	47.1	43.2	47.5	
Female	50.7	51.3	52.9	56.8	52.5	
N of Valid	756	805	599	518	2678	
N of Miss	5	5	7	5	22	

Table 2: Age










Response	6	8	10	12	Total	
10 or younger	0.0	0.0	0.0	0.0	0.0	
11	65.7	0.0	0.0	0.0	18.5	
12	30.5	0.0	0.0	0.0	8.6	
13	3.7	62.7	0.0	0.0	19.9	
14	0.1	34.7	0.3	0.0	10.5	
15	0.0	2.3	65.6	0.0	15.4	
16	0.0	0.2	32.0	0.4	7.3	
17	0.0	0.0	2.0	70.4	14.1	
18	0.0	0.0	0.2	26.9	5.2	
19 or older	0.0	0.0	0.0	2.3	0.4	
N of Valid	758	810	604	521	2693	
N of Miss	3	1	1	1	6	

Table 3: Are you Hispanic or Latino?



Response	6	8	10	12	Total	
No	93.4	93.1	92.4	91.8	92.8	
Yes	6.6	6.9	7.6	8.2	7.2	
N of Valid	695	800	591	513	2599	
N of Miss	66	11	15	10	102	

Table 4: What is your race? Black or African American



Response	6	8	10	12	Total	
No	94.7	93.0	96.4	94.6	94.6	
Yes	5.3	7.0	3.6	5.4	5.4	
N of Valid	761	811	606	523	2701	
N of Miss	0	0	0	0	0	

Table 5: What is your race? Asian



Response	6	8	10	12	Total	
No	98.8	97.5	98.3	97.9	98.1	
Yes	1.2	2.5	1.7	2.1	1.9	
N of Valid	761	811	606	523	2701	
N of Miss	0	0	0	0	0	

Table 6: What is your race? American Indian



Response	6	8	10	12	Total	
No	91.9	93.3	96.5	97.7	94.5	
Yes	8.1	6.7	3.5	2.3	5.5	
N of Valid	761	811	606	523	2701	
N of Miss	0	0	0	0	0	

Table 7: What is your race? Alaska Native



Response	6	8	10	12	Total	
No	99.7	99.8	99.2	100.0	99.7	
Yes	0.3	0.2	0.8	0.0	0.3	
N of Valid	761	811	606	523	2701	
N of Miss	0	0	0	0	0	

Table 8: What is your race? White



Response	6	8	10	12	Total	
No	15.2	11.8	9.9	13.2	12.6	
Yes	84.8	88.2	90.1	86.8	87.4	
N of Valid	761	811	606	523	2701	
N of Miss	0	0	0	0	0	

Table 9: What is your race? Native Hawaiian or Other Pacific Islander



Response	6	8	10	12	Total	
No	99.2	99.3	99.2	99.4	99.3	
Yes	0.8	0.7	0.8	0.6	0.7	
N of Valid	761	811	606	523	2701	
N of Miss	0	0	0	0	0	

Table 10: What is your race? Other



Response	6	8	10	12	Total	
No	92.5	94.9	95.5	94.5	94.3	
Yes	7.5	5.1	4.5	5.5	5.7	
N of Valid	761	811	606	523	2701	
N of Miss	0	0	0	0	0	

Table 11: What is the highest level of schooling completed by your mother or father?


Response	6	8	10	12	Total	
Completed grade school or less	2.2	0.9	1.7	1.0	1.4	
Some high school	3.0	5.1	7.1	10.6	6.1	
Completed high school	11.4	16.2	16.8	16.8	15.1	
Some college	10.7	16.1	20.0	22.0	16.6	
Completed college	23.4	28.1	27.4	30.5	27.1	
Graduate or professional school after college	9.3	11.6	12.6	13.3	11.5	
Don't know	38.8	21.1	13.5	5.2	21.1	
Does not apply	1.2	1.0	0.8	0.6	0.9	
N of Valid	730	802	594	518	2644	
N of Miss	27	2	8	2	39	

Table 12: Think of where you live most of the time. Which of the following people live there with you? Mother


Response	6	8	10	12	Total	
No	9.9	13.7	17.8	13.2	13.4	
Yes	90.1	86.3	82.2	86.8	86.6	
N of Valid	761	811	606	523	2701	
N of Miss	0	0	0	0	0	

Table 13: Think of where you live most of the time. Which of the following people live there with you? Stepmother


Response	6	8	10	12	Total	
No	93.3	93.2	90.8	94.5	92.9	
Yes	6.7	6.8	9.2	5.5	7.1	
N of Valid	761	811	606	523	2701	
N of Miss	0	0	0	0	0	

Table 14: Think of where you live most of the time. Which of the following people live there with you? Foster Mother



Response	6	8	10	12	Total	
No	99.9	99.6	99.7	99.8	99.7	
Yes	0.1	0.4	0.3	0.2	0.3	
N of Valid	761	811	606	523	2701	
N of Miss	0	0	0	0	0	

Table 15: Think of where you live most of the time. Which of the following people live there with you? Grandmother



Response	6	8	10	12	Total	
No	91.3	92.1	93.4	95.0	92.7	
Yes	8.7	7.9	6.6	5.0	7.3	
N of Valid	761	811	606	523	2701	
N of Miss	0	0	0	0	0	

Table 16: Think of where you live most of the time. Which of the following people live there with you? Aunt



Response	6	8	10	12	Total	
No	96.6	97.9	96.4	98.9	97.4	
Yes	3.4	2.1	3.6	1.1	2.6	
N of Valid	761	811	606	523	2701	
N of Miss	0	0	0	0	0	

Table 17: Think of where you live most of the time. Which of the following people live there with you? Father



Response	6	8	10	12	Total	
No	33.8	37.6	36.3	39.2	36.5	
Yes	66.2	62.4	63.7	60.8	63.5	
N of Valid	761	811	606	523	2701	
N of Miss	0	0	0	0	0	

Table 18: Think of where you live most of the time. Which of the following people live there with you? Stepfather



Response	6	8	10	12	Total	
No	82.8	80.0	84.7	84.3	82.7	
Yes	17.2	20.0	15.3	15.7	17.3	
N of Valid	761	811	606	523	2701	
N of Miss	0	0	0	0	0	

Table 19: Think of where you live most of the time. Which of the following people live there with you? Foster Father



Response	6	8	10	12	Total	
No	100.0	99.4	99.7	99.6	99.7	
Yes	0.0	0.6	0.3	0.4	0.3	
N of Valid	761	811	606	523	2701	
N of Miss	0	0	0	0	0	

Table 20: Think of where you live most of the time. Which of the following people live there with you? Grandfather



Response	6	8	10	12	Total	
No	94.1	94.6	95.0	96.9	95.0	
Yes	5.9	5.4	5.0	3.1	5.0	
N of Valid	761	811	606	523	2701	
N of Miss	0	0	0	0	0	

Table 21: Think of where you live most of the time. Which of the following people live there with you? Uncle



Response	6	8	10	12	Total	
No	96.3	97.0	97.0	97.3	96.9	
Yes	3.7	3.0	3.0	2.7	3.1	
N of Valid	761	811	606	523	2701	
N of Miss	0	0	0	0	0	

Table 22: Think of where you live most of the time. Which of the following people live there with you? Other Adults

Response	6	8	10	12	Total	
No	97.4	98.4	98.2	98.5	98.1	
Yes	2.6	1.6	1.8	1.5	1.9	
N of Valid	761	811	606	523	2701	
N of Miss	0	0	0	0	0	

Table 23: Think of where you live most of the time. Which of the following people live there with you? Brother(s)

Response	6	8	10	12	Total	
No	51.5	52.0	61.6	61.8	55.9	
Yes	48.5	48.0	38.4	38.2	44.1	
N of Valid	761	811	606	523	2701	
N of Miss	0	0	0	0	0	

Table 24: Think of where you live most of the time. Which of the following people live there with you? Stepbrother(s)

Response	6	8	10	12	Total	
No	92.8	94.1	94.9	96.6	94.4	
Yes	7.2	5.9	5.1	3.4	5.6	
N of Valid	761	811	606	523	2701	
N of Miss	0	0	0	0	0	

Table 25: Think of where you live most of the time. Which of the following people live there with you? Sister(s)

Response	6	8	10	12	Total	
No	51.5	54.6	60.7	58.7	55.9	
Yes	48.5	45.4	39.3	41.3	44.1	
N of Valid	761	811	606	523	2701	
N of Miss	0	0	0	0	0	

Table 26: Think of where you live most of the time. Which of the following people live there with you? Stepsister(s)

Response	6	8	10	12	Total	
No	93.6	95.2	96.0	97.1	95.3	
Yes	6.4	4.8	4.0	2.9	4.7	
N of Valid	761	811	606	523	2701	
N of Miss	0	0	0	0	0	

Table 27: Think of where you live most of the time. Which of the following people live there with you? Other Children

Response	6	8	10	12	Total	
No	94.9	96.2	95.4	95.4	95.5	
Yes	5.1	3.8	4.6	4.6	4.5	
N of Valid	761	811	606	523	2701	
N of Miss	0	0	0	0	0	

Table 28: In my school, students have lots of chances to help decide things like class activities and rules.

Response	6	8	10	12	Total	
NO!	13.2	12.7	13.6	14.6	13.4	
no	34.4	36.6	38.0	32.0	35.4	
yes	43.7	44.1	39.9	39.5	42.1	
YES!	8.7	6.6	8.5	13.9	9.0	
N of Valid	749	805	597	519	2670	
N of Miss	12	6	9	3	30	

Table 29: Teachers ask me to work on special classroom projects.

Response	6	8	10	12	Total	
NO!	11.5	10.4	9.8	7.1	9.9	
no	39.1	41.2	48.3	42.7	42.5	
yes	38.5	41.6	36.2	43.1	39.8	
YES!	10.9	6.8	5.7	7.1	7.8	
N of Valid	740	806	594	520	2660	
N of Miss	20	5	12	2	39	

Table 30: My teacher(s) notices when I am doing a good job and lets me know about it.

Response	6	8	10	12	Total	
NO!	4.2	6.4	7.3	6.2	5.9	
no	12.1	21.2	25.1	27.3	20.7	
yes	48.7	47.1	52.4	50.6	49.4	
YES!	35.0	25.4	15.2	16.0	24.0	
N of Valid	754	799	593	520	2666	
N of Miss	7	11	13	3	34	

Table 31: There are lots of chances for students in my school to get involved in sports, clubs, and other school activities outside of class.

Response	6	8	10	12	Total	
NO!	3.4	1.1	2.0	2.1	2.2	
no	8.2	3.8	5.6	4.8	5.7	
yes	37.1	29.5	34.9	35.7	34.0	
YES!	51.3	65.5	57.5	57.3	58.1	
N of Valid	755	806	591	518	2670	
N of Miss	6	5	15	5	31	

Table 32: There are lots of chances for students in my school to talk with a teacher one-on-one.

Response	6	8	10	12	Total	
NO!	2.5	2.2	4.2	4.0	3.1	
no	13.4	14.0	24.2	16.6	16.6	
yes	43.4	50.6	50.0	54.5	49.2	
YES!	40.6	33.2	21.6	24.9	31.1	
N of Valid	748	805	592	519	2664	
N of Miss	12	5	14	4	35	

Table 33: I feel safe at my school.

Response	6	8	10	12	Total
NO!	2.7	5.5	8.0	6.6	5.4
no	8.0	10.1	12.0	5.8	9.1
yes	35.5	47.5	59.6	57.0	48.7
YES!	53.8	36.9	20.5	30.6	36.8
N of Valid	754	804	591	519	2668
N of Miss	7	6	15	4	32

Table 34: The school lets my parents know when I have done something well.

Response	6	8	10	12	Total
NO!	11.4	20.0	27.4	26.2	20.4
no	32.5	42.6	48.2	46.3	41.7
yes	36.8	29.3	18.6	22.3	27.7
YES!	19.3	8.1	5.8	5.2	10.2
N of Valid	745	801	591	520	2657
N of Miss	14	8	15	3	40

Table 35: My teachers praise me when I work hard in school.

Response	6	8	10	12	Total
NO!	7.1	12.5	16.3	12.2	11.8
no	18.7	34.6	37.6	38.7	31.6
yes	45.1	42.4	40.5	40.6	42.4
YES!	29.0	10.5	5.6	8.5	14.2
N of Valid	742	800	590	517	2649
N of Miss	18	11	16	6	51

Table 36: Are your school grades better than the grades of most students in your class?

Response	6	8	10	12	Total
NO!	5.7	9.5	7.6	5.6	7.3
no	31.4	28.8	27.5	23.7	28.2
yes	41.2	45.8	48.6	49.6	45.9
YES!	21.7	15.9	16.3	21.0	18.6
N of Valid	733	803	589	518	2643
N of Miss	25	8	16	5	54

Table 37: I have lots of chances to be part of class discussions or activities.

Response	6	8	10	12	Total
NO!	3.7	2.7	4.2	3.7	3.5
no	12.2	12.5	13.8	12.5	12.7
yes	47.9	55.5	59.0	62.6	55.5
YES!	36.2	29.3	22.9	21.2	28.2
N of Valid	752	806	593	519	2670
N of Miss	7	5	13	4	29

Table 38: Now thinking back over the past year in school, how often did you: enjoy being in school?

Response	6	8	10	12	Total
Never	7.6	8.7	7.0	7.7	7.8
Seldom	7.2	9.9	11.2	11.4	9.7
Sometimes	35.6	39.6	37.9	40.2	38.2
Often	24.6	26.7	33.5	30.9	28.4
Almost always	25.0	15.0	10.4	9.8	15.8
N of Valid	752	805	597	518	2672
N of Miss	9	5	9	5	28

Table 39: Now thinking back over the past year in school, how often did you: hate being in school?

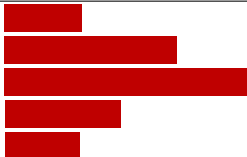
Response	6	8	10	12	Total	
Never	20.2	8.0	4.2	5.6	10.1	
Seldom	23.5	28.6	25.5	25.9	25.9	
Sometimes	35.8	36.0	42.2	37.3	37.6	
Often	9.9	17.1	19.4	21.9	16.5	
Almost always	10.6	10.3	8.7	9.3	9.8	
N of Valid	746	805	597	517	2665	
N of Miss	13	6	9	6	34	

Table 40: Now thinking back over the past year in school, how often did you: try to do your best work in school?


Response	6	8	10	12	Total	
Never	0.1	0.9	1.0	0.6	0.6	
Seldom	1.2	2.5	2.4	4.7	2.5	
Sometimes	4.9	11.4	17.2	18.2	12.2	
Often	19.7	29.7	37.0	35.1	29.6	
Almost always	74.1	55.6	42.4	41.5	55.1	
N of Valid	742	799	594	516	2651	
N of Miss	19	12	12	7	50	

Table 41: How often do you feel that the school work you are assigned is meaningful and important?

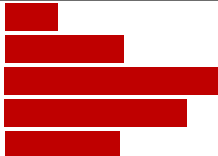
Response	6	8	10	12	Total	
Never	5.0	5.6	7.8	6.8	6.1	
Seldom	8.8	18.3	19.8	23.6	17.0	
Sometimes	21.8	32.8	41.9	39.1	33.0	
Often	32.4	27.2	23.2	25.5	27.5	
Almost always	31.9	16.0	7.3	5.0	16.4	
N of Valid	746	804	590	517	2657	
N of Miss	15	6	16	6	43	

Table 42: Putting them all together, what were your grades like last year?

Response	6	8	10	12	Total	
Mostly F's	1.2	1.5	0.9	1.0	1.2	
Mostly D's	2.5	2.9	1.2	3.3	2.5	
Mostly C's	13.1	15.2	15.7	17.7	15.2	
Mostly B's	35.3	36.3	47.2	37.1	38.6	
Mostly A's	47.9	44.1	35.1	41.0	42.5	
N of Valid	726	796	587	515	2624	
N of Miss	3	4	13	7	27	

Table 43: How important do you think the things you are learning in school are going to be for your later life?

Response	6	8	10	12	Total	
Very important	51.9	27.3	16.4	17.0	29.9	
Quite important	26.0	31.0	30.8	26.9	28.7	
Fairly important	13.2	27.1	33.3	32.2	25.5	
Slightly important	8.3	11.8	16.6	19.5	13.3	
Not at all important	0.5	2.9	2.9	4.5	2.5	
N of Valid	757	807	591	513	2668	
N of Miss	4	4	15	10	33	

Table 44: How interesting are most of your courses to you?

Response	6	8	10	12	Total	
Very interesting and stimulating	16.2	11.1	8.6	7.8	11.3	
Quite interesting	33.5	24.9	29.5	26.1	28.6	
Fairly interesting	31.5	38.1	42.7	41.9	38.0	
Slightly dull	13.6	19.9	15.5	18.1	16.8	
Very dull	5.2	6.0	3.7	6.0	5.3	
N of Valid	743	803	593	513	2652	
N of Miss	18	8	13	10	49	

Table 45: During the LAST FOUR WEEKS how many whole days of school have you missed because you skipped or 'cut'?








Response	6	8	10	12	Total	
None	69.3	74.4	74.4	52.8	68.8	
1	12.7	12.0	9.6	19.9	13.2	
2	7.1	4.0	7.1	9.7	6.7	
3	7.1	5.0	3.4	8.4	5.9	
4-5	2.8	3.5	3.7	5.1	3.6	
6-10	1.1	0.5	1.2	2.9	1.3	
11 or more	0.0	0.6	0.7	1.2	0.6	
N of Valid	750	805	593	513	2661	
N of Miss	11	5	13	10	39	

Table 46: What are the chances you would be seen as cool if you: smoked cigarettes?






Response	6	8	10	12	Total	
No or very little chance	91.2	72.1	58.2	52.2	70.5	
Little chance	5.7	14.3	20.7	23.5	15.1	
Some chance	1.5	8.2	12.9	13.6	8.4	
Pretty good chance	1.4	4.0	5.1	6.4	4.0	
Very good chance	0.3	1.4	3.1	4.3	2.0	
N of Valid	740	802	588	515	2645	
N of Miss	19	4	17	8	48	

Table 47: What are the chances you would be seen as cool if you: worked hard at school?






Response	6	8	10	12	Total	
No or very little chance	4.8	11.5	14.1	15.4	11.0	
Little chance	9.3	15.9	20.8	23.0	16.5	
Some chance	17.6	29.0	29.8	27.6	25.7	
Pretty good chance	27.6	24.6	22.5	20.8	24.2	
Very good chance	40.6	19.1	12.8	13.2	22.6	
N of Valid	743	801	587	514	2645	
N of Miss	16	10	19	8	53	

Table 48: What are the chances you would be seen as cool if you: began drinking alcoholic beverages regularly, that is, at least once or twice a month?


Response	6	8	10	12	Total	
No or very little chance	88.4	63.1	38.4	32.5	58.8	
Little chance	6.5	15.7	17.2	15.4	13.4	
Some chance	3.4	10.2	21.8	18.7	12.5	
Pretty good chance	0.8	7.7	14.3	19.5	9.5	
Very good chance	0.9	3.2	8.3	14.0	5.8	
N of Valid	741	803	588	514	2646	
N of Miss	18	6	17	9	50	

Table 49: What are the chances you would be seen as cool if you: defended someone who was being verbally abused at school?

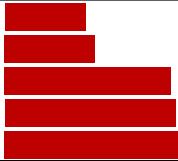
Response	6	8	10	12	Total	
No or very little chance	10.0	9.6	13.5	10.7	10.8	
Little chance	6.5	11.0	17.5	17.0	12.3	
Some chance	19.6	22.3	30.2	30.5	24.9	
Pretty good chance	25.6	28.7	23.5	23.2	25.6	
Very good chance	38.3	28.3	15.3	18.6	26.4	
N of Valid	741	801	587	512	2641	
N of Miss	20	10	19	10	59	

Table 50: What are the chances you would be seen as cool if you: smoked marijuana?


Response	6	8	10	12	Total	
No or very little chance	94.6	72.4	46.8	38.4	66.3	
Little chance	2.3	9.3	11.5	13.8	8.7	
Some chance	1.5	6.2	14.9	18.5	9.2	
Pretty good chance	1.1	7.1	13.2	14.0	8.1	
Very good chance	0.5	5.0	13.6	15.2	7.6	
N of Valid	741	804	590	513	2648	
N of Miss	19	7	16	10	52	

Table 51: What are the chances you would be seen as cool if you: carried a handgun?






Response	6	8	10	12	Total	
No or very little chance	83.8	75.4	72.1	77.0	77.3	
Little chance	8.6	12.4	14.1	12.1	11.7	
Some chance	3.7	5.8	6.6	5.7	5.4	
Pretty good chance	1.2	3.2	3.4	2.5	2.6	
Very good chance	2.7	3.1	3.7	2.7	3.1	
N of Valid	734	805	588	512	2639	
N of Miss	25	5	18	11	59	

Table 52: What are the chances you would be seen as cool if you: regularly volunteered to do community service?






Response	6	8	10	12	Total	
No or very little chance	16.1	25.4	25.8	22.0	22.2	
Little chance	16.2	21.1	26.1	24.1	21.5	
Some chance	24.6	25.7	25.0	27.8	25.6	
Pretty good chance	18.1	15.5	15.4	15.4	16.2	
Very good chance	24.9	12.3	7.6	10.7	14.5	
N of Valid	739	806	589	514	2648	
N of Miss	22	5	17	9	53	

Table 53: Think of your four best friends (the friends you feel closest to). In the past year (12 months), how many of your best friends have: participated in clubs, organizations or activities at school?






Response	6	8	10	12	Total	
0	9.3	12.4	11.5	12.9	11.4	
1	10.0	12.4	11.8	10.4	11.2	
2	13.0	17.3	18.3	17.2	16.3	
3	15.4	15.1	19.5	16.6	16.5	
4	52.2	42.9	39.0	42.9	44.6	
N of Valid	739	800	585	511	2635	
N of Miss	20	11	21	12	64	

Table 54: Think of your four best friends (the friends you feel closest to). In the past year (12 months), how many of your best friends have: smoked cigarettes?






Response	6	8	10	12	Total	
0	94.3	75.3	57.1	45.6	70.8	
1	3.5	12.3	17.2	20.2	12.5	
2	0.9	5.6	8.7	13.6	6.5	
3	0.7	3.1	7.0	7.3	4.1	
4	0.5	3.6	10.0	13.4	6.1	
N of Valid	737	802	588	509	2636	
N of Miss	24	7	18	14	63	

Table 55: Think of your four best friends (the friends you feel closest to). In the past year (12 months), how many of your best friends have: tried beer, wine or hard liquor (for example, vodka, whiskey, or gin) when their parents didn't know about it?






Response	6	8	10	12	Total	
0	88.2	60.3	34.5	27.3	55.9	
1	7.1	14.8	17.8	14.5	13.3	
2	2.3	9.0	13.4	13.0	8.9	
3	1.0	6.6	10.5	11.4	6.8	
4	1.5	9.3	23.8	33.8	15.1	
N of Valid	735	799	589	509	2632	
N of Miss	26	9	17	14	66	

Table 56: Think of your four best friends (the friends you feel closest to). In the past year (12 months), how many of your best friends have: made a commitment to stay drug-free?






Response	6	8	10	12	Total	
0	7.2	22.5	32.1	37.9	23.3	
1	5.3	10.6	14.2	17.3	11.2	
2	5.3	10.6	12.5	10.0	9.4	
3	8.7	10.5	10.4	10.0	9.9	
4	73.6	45.8	30.9	24.8	46.2	
N of Valid	738	801	586	509	2634	
N of Miss	21	9	20	14	64	

Table 57: Think of your four best friends (the friends you feel closest to). In the past year (12 months), how many of your best friends have: used marijuana?






Response	6	8	10	12	Total	
0	97.7	77.8	54.3	42.0	71.1	
1	1.6	8.1	15.4	16.1	9.5	
2	0.3	5.6	9.1	14.3	6.6	
3	0.1	3.7	7.4	9.4	4.6	
4	0.3	4.7	13.9	18.2	8.2	
N of Valid	730	801	584	510	2625	
N of Miss	30	8	21	13	72	

Table 58: Think of your four best friends (the friends you feel closest to). In the past year (12 months), how many of your best friends have: tried to do well in school?






Response	6	8	10	12	Total	
0	2.3	4.1	3.9	4.1	3.6	
1	4.1	5.5	7.5	5.7	5.6	
2	6.3	9.1	14.9	14.6	10.7	
3	16.3	22.9	24.1	20.9	20.9	
4	71.0	58.3	49.5	54.7	59.2	
N of Valid	735	799	584	508	2626	
N of Miss	23	11	22	15	71	

Table 59: Think of your four best friends (the friends you feel closest to). In the past year (12 months), how many of your best friends have: used LSD, cocaine, amphetamines, or other illegal drugs?






Response	6	8	10	12	Total	
0	98.5	91.1	83.4	82.0	89.7	
1	1.4	5.3	7.0	10.0	5.5	
2	0.1	1.4	3.4	3.7	1.9	
3	0.0	1.5	2.0	1.4	1.2	
4	0.0	0.8	4.1	2.9	1.7	
N of Valid	734	800	586	510	2630	
N of Miss	27	9	20	13	69	

Table 60: Think of your four best friends (the friends you feel closest to). In the past year (12 months), how many of your best friends have: been suspended from school?






Response	6	8	10	12	Total	
0	69.5	58.9	68.1	77.2	67.5	
1	18.4	20.9	14.3	13.6	17.3	
2	7.2	9.8	8.7	4.9	7.9	
3	1.4	5.4	3.1	1.6	3.0	
4	3.5	5.0	5.8	2.8	4.3	
N of Valid	735	803	587	509	2634	
N of Miss	25	8	19	13	65	

Table 61: Think of your four best friends (the friends you feel closest to). In the past year (12 months), how many of your best friends have: liked school?






Response	6	8	10	12	Total	
0	14.5	26.6	27.1	26.5	23.3	
1	12.3	13.8	11.9	14.1	13.0	
2	20.8	21.8	25.4	21.8	22.3	
3	21.9	18.1	19.1	17.9	19.3	
4	30.6	19.7	16.5	19.6	22.0	
N of Valid	732	797	587	509	2625	
N of Miss	26	12	19	14	71	

Table 62: Think of your four best friends (the friends you feel closest to). In the past year (12 months), how many of your best friends have: carried a handgun?






Response	6	8	10	12	Total	
0	94.7	94.6	95.4	93.3	94.6	
1	1.9	2.6	2.4	4.3	2.7	
2	1.2	1.0	0.3	1.4	1.0	
3	0.8	0.6	0.9	0.0	0.6	
4	1.4	1.1	1.0	1.0	1.1	
N of Valid	737	803	586	510	2636	
N of Miss	24	7	20	13	64	

Table 63: Think of your four best friends (the friends you feel closest to). In the past year (12 months), how many of your best friends have: sold illegal drugs?






Response	6	8	10	12	Total	
0	97.9	91.0	78.4	78.2	87.7	
1	1.0	5.2	9.6	12.0	6.3	
2	0.5	2.1	5.5	6.3	3.2	
3	0.1	0.7	2.6	1.8	1.2	
4	0.4	0.9	3.9	1.8	1.6	
N of Valid	730	801	584	509	2624	
N of Miss	31	8	22	14	75	

Table 64: Think of your four best friends (the friends you feel closest to). In the past year (12 months), how many of your best friends have: regularly attended religious services?






Response	6	8	10	12	Total	
0	18.0	12.1	14.5	19.1	15.6	
1	9.9	13.5	14.4	21.2	14.2	
2	12.7	20.8	24.4	21.8	19.6	
3	21.1	18.1	20.3	17.7	19.3	
4	38.3	35.6	26.3	20.2	31.2	
N of Valid	716	795	585	509	2605	
N of Miss	44	14	21	14	93	

Table 65: Think of your four best friends (the friends you feel closest to). In the past year (12 months), how many of your best friends have: stolen or tried to steal a motor vehicle such as a car or motorcycle?






Response	6	8	10	12	Total	
0	97.2	95.9	92.5	95.3	95.4	
1	1.8	2.5	3.8	2.4	2.5	
2	0.3	0.7	1.9	1.6	1.0	
3	0.3	0.2	1.2	0.4	0.5	
4	0.5	0.6	0.7	0.4	0.6	
N of Valid	738	805	586	510	2639	
N of Miss	23	6	20	13	62	

Table 66: Think of your four best friends (the friends you feel closest to). In the past year (12 months), how many of your best friends have: been arrested?






Response	6	8	10	12	Total	
0	95.8	87.4	79.5	77.4	86.1	
1	3.3	7.5	11.5	14.9	8.6	
2	0.4	3.0	5.0	4.1	2.9	
3	0.1	1.1	1.9	1.2	1.0	
4	0.4	1.0	2.2	2.4	1.4	
N of Valid	737	802	585	509	2633	
N of Miss	24	8	21	14	67	

Table 67: Think of your four best friends (the friends you feel closest to). In the past year (12 months), how many of your best friends have: dropped out of school?






Response	6	8	10	12	Total	
0	95.0	95.4	89.6	88.6	92.7	
1	3.8	3.0	6.2	7.4	4.8	
2	0.5	0.9	2.7	2.3	1.5	
3	0.4	0.4	0.5	0.4	0.4	
4	0.3	0.4	1.0	1.2	0.6	
N of Valid	737	803	585	511	2636	
N of Miss	24	7	21	12	64	

Table 68: Think of your four best friends (the friends you feel closest to). In the past year (12 months), how many of your best friends have: been members of a gang?






Response	6	8	10	12	Total	
0	92.4	88.2	89.1	93.9	90.7	
1	5.4	7.5	4.8	3.3	5.5	
2	0.8	1.6	2.7	1.2	1.6	
3	0.4	0.9	1.0	0.8	0.8	
4	0.9	1.9	2.4	0.8	1.5	
N of Valid	739	803	586	511	2639	
N of Miss	22	7	20	12	61	

Table 69: How old were you when you first: smoked marijuana?


Response	6	8	10	12	Total	
Never	99.9	90.4	75.7	59.6	83.9	
10 or younger	0.0	1.5	2.6	1.4	1.3	
11	0.1	1.4	1.7	1.4	1.1	
12	0.0	2.4	1.7	2.1	1.5	
13	0.0	3.9	3.4	4.3	2.8	
14	0.0	0.5	7.9	5.9	3.0	
15	0.0	0.0	6.2	8.4	3.0	
16	0.0	0.0	0.9	10.4	2.2	
17 or older	0.0	0.0	0.0	6.6	1.3	
N of Valid	744	803	585	512	2644	
N of Miss	15	6	21	11	53	

Table 70: How old were you when you first: smoked a cigarette, even just a puff?


Response	6	8	10	12	Total	
Never	94.2	78.0	68.9	55.1	76.1	
10 or younger	4.1	9.0	8.4	8.0	7.3	
11	0.9	4.4	3.1	2.1	2.7	
12	0.7	3.6	3.6	4.9	3.0	
13	0.0	4.2	5.1	4.7	3.3	
14	0.0	0.7	5.5	6.1	2.6	
15	0.0	0.0	5.0	5.3	2.1	
16	0.0	0.1	0.5	8.4	1.8	
17 or older	0.0	0.0	0.0	5.5	1.1	
N of Valid	747	803	585	512	2647	
N of Miss	14	7	21	11	53	

Table 71: How old were you when you first: had more than a sip or two of beer, wine or hard liquor (for example, vodka, whiskey, or gin)?

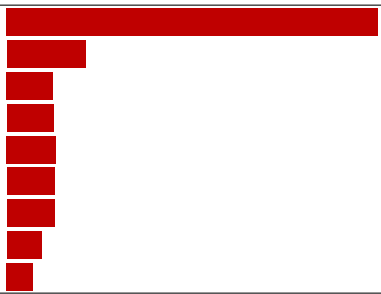








Response	6	8	10	12	Total	
Never	84.2	62.7	43.7	32.5	58.7	
10 or younger	10.7	12.1	9.4	8.2	10.4	
11	3.8	7.6	4.8	2.7	5.0	
12	1.4	7.6	6.5	5.1	5.1	
13	0.0	8.0	9.2	5.5	5.5	
14	0.0	1.9	12.3	10.0	5.2	
15	0.0	0.0	11.6	13.9	5.3	
16	0.0	0.0	2.2	13.3	3.1	
17 or older	0.0	0.0	0.2	8.6	1.7	
N of Valid	740	799	584	510	2633	
N of Miss	18	9	22	13	62	

Table 72: How old were you when you first: began drinking alcoholic beverages regularly, that is, at least once or twice a month?










Response	6	8	10	12	Total	
Never	99.5	92.0	78.0	64.7	85.8	
10 or younger	0.0	1.1	1.2	0.6	0.7	
11	0.3	0.6	0.7	0.4	0.5	
12	0.3	1.7	1.7	2.0	1.4	
13	0.0	3.1	2.6	1.2	1.7	
14	0.0	1.2	6.2	2.2	2.2	
15	0.0	0.1	8.2	6.9	3.2	
16	0.0	0.0	1.4	12.0	2.6	
17 or older	0.0	0.0	0.0	10.2	2.0	
N of Valid	745	804	582	510	2641	
N of Miss	16	6	24	13	59	

Table 73: How old were you when you first: used phenoxydine (pox, px, breeze)?


Response	6	8	10	12	Total	
Never	100.0	100.0	100.0	100.0	100.0	
10 or younger	0.0	0.0	0.0	0.0	0.0	
11	0.0	0.0	0.0	0.0	0.0	
12	0.0	0.0	0.0	0.0	0.0	
13	0.0	0.0	0.0	0.0	0.0	
14	0.0	0.0	0.0	0.0	0.0	
15	0.0	0.0	0.0	0.0	0.0	
16	0.0	0.0	0.0	0.0	0.0	
17 or older	0.0	0.0	0.0	0.0	0.0	
N of Valid	732	802	583	510	2627	
N of Miss	29	7	22	12	70	

Table 74: How old were you when you first: got suspended from school?










Response	6	8	10	12	Total	
Never	86.9	82.1	80.0	81.2	82.8	
10 or younger	8.3	7.2	5.2	4.1	6.5	
11	4.0	3.9	1.7	2.4	3.1	
12	0.8	3.4	2.1	1.6	2.0	
13	0.0	2.9	4.1	3.3	2.4	
14	0.0	0.5	3.6	1.8	1.3	
15	0.0	0.1	2.9	2.9	1.2	
16	0.0	0.0	0.2	1.6	0.3	
17 or older	0.0	0.0	0.2	1.2	0.3	
N of Valid	747	805	581	510	2643	
N of Miss	13	5	24	13	55	

Table 75: How old were you when you first: got arrested?










Response	6	8	10	12	Total	
Never	99.1	95.6	92.6	90.8	95.0	
10 or younger	0.7	1.0	0.2	0.0	0.5	
11	0.3	0.6	0.2	0.2	0.3	
12	0.0	0.7	1.5	0.4	0.6	
13	0.0	1.2	1.0	0.2	0.6	
14	0.0	0.6	1.0	2.2	0.8	
15	0.0	0.0	3.1	2.9	1.3	
16	0.0	0.1	0.2	2.0	0.5	
17 or older	0.0	0.0	0.2	1.4	0.3	
N of Valid	744	803	583	510	2640	
N of Miss	16	7	22	13	58	

Table 76: How old were you when you first: carried a handgun?










Response	6	8	10	12	Total	
Never	94.5	95.4	96.6	95.9	95.5	
10 or younger	2.6	1.2	0.9	1.0	1.5	
11	2.0	0.9	0.2	0.0	0.9	
12	0.8	0.9	0.2	0.2	0.6	
13	0.1	1.2	1.0	0.2	0.7	
14	0.0	0.4	0.7	0.8	0.4	
15	0.0	0.0	0.5	0.2	0.2	
16	0.0	0.0	0.0	1.2	0.2	
17 or older	0.0	0.0	0.0	0.6	0.1	
N of Valid	739	804	582	510	2635	
N of Miss	21	7	23	13	64	

Table 77: How old were you when you first: attacked someone with the idea of seriously hurting them?


Response	6	8	10	12	Total	
Never	88.4	83.7	83.2	86.5	85.4	
10 or younger	5.9	4.8	4.3	2.7	4.6	
11	5.0	1.9	1.0	1.0	2.4	
12	0.8	4.6	1.9	1.0	2.2	
13	0.0	3.7	2.1	1.2	1.8	
14	0.0	1.1	3.8	1.2	1.4	
15	0.0	0.1	3.4	2.5	1.3	
16	0.0	0.0	0.3	2.2	0.5	
17 or older	0.0	0.0	0.0	1.8	0.3	
N of Valid	747	805	584	510	2646	
N of Miss	13	5	21	13	52	

Table 78: How old were you when you first: belonged to a gang?


Response	6	8	10	12	Total	
Never	97.3	96.5	97.4	98.0	97.2	
10 or younger	1.3	0.9	0.9	0.4	0.9	
11	0.7	0.6	0.2	0.0	0.4	
12	0.4	0.7	0.3	0.4	0.5	
13	0.3	1.0	0.5	0.4	0.6	
14	0.0	0.1	0.2	0.2	0.1	
15	0.0	0.1	0.5	0.2	0.2	
16	0.0	0.0	0.0	0.2	0.0	
17 or older	0.0	0.0	0.0	0.2	0.0	
N of Valid	748	804	584	511	2647	
N of Miss	13	7	22	12	54	

Table 79: How wrong do you think it is for someone your age to: take a handgun to school?





Response	6	8	10	12	Total	
Very wrong	91.2	85.6	89.2	92.8	89.4	
Wrong	7.7	10.2	7.5	4.9	7.9	
A little bit wrong	0.4	3.1	3.1	1.8	2.1	
Not wrong at all	0.7	1.1	0.2	0.6	0.7	
N of Valid	752	807	584	512	2655	
N of Miss	8	3	22	11	44	

Table 80: How wrong do you think it is for someone your age to: steal anything worth more than \$5?





Response	6	8	10	12	Total	
Very wrong	71.2	53.3	50.6	59.3	59.0	
Wrong	22.8	35.3	35.6	28.6	30.5	
A little bit wrong	5.3	9.2	11.7	10.6	8.9	
Not wrong at all	0.7	2.2	2.1	1.6	1.6	
N of Valid	754	807	581	511	2653	
N of Miss	7	3	25	12	47	

Table 81: How wrong do you think it is for someone your age to: pick a fight with someone?





Response	6	8	10	12	Total	
Very wrong	58.1	37.8	28.4	42.3	42.3	
Wrong	28.4	31.9	33.7	31.3	31.2	
A little bit wrong	10.6	24.1	31.7	21.5	21.4	
Not wrong at all	2.9	6.2	6.2	4.9	5.0	
N of Valid	747	802	578	511	2638	
N of Miss	13	8	28	12	61	

Table 82: How wrong do you think it is for someone your age to: attack someone with the idea of seriously hurting them?





Response	6	8	10	12	Total	
Very wrong	84.0	68.6	58.7	65.9	70.3	
Wrong	10.3	18.7	29.4	23.1	19.5	
A little bit wrong	4.3	8.8	9.6	9.0	7.7	
Not wrong at all	1.5	3.8	2.2	2.0	2.5	
N of Valid	749	807	581	510	2647	
N of Miss	12	4	25	13	54	

Table 83: How wrong do you think it is for someone your age to: stay away from school all day when their parents think they are at school?





Response	6	8	10	12	Total	
Very wrong	83.2	60.6	36.2	35.4	56.8	
Wrong	13.7	24.8	38.9	27.0	25.2	
A little bit wrong	2.0	10.3	19.4	28.0	13.4	
Not wrong at all	1.1	4.2	5.5	9.6	4.6	
N of Valid	752	805	583	511	2651	
N of Miss	8	6	23	11	48	

Table 84: How wrong do you think it is for someone your age to: drink beer, wine or hard liquor (for example, vodka, whiskey, or gin) regularly?





Response	6	8	10	12	Total	
Very wrong	92.9	68.0	39.7	37.1	62.9	
Wrong	5.1	17.9	24.8	19.8	16.1	
A little bit wrong	1.5	8.5	23.3	27.6	13.4	
Not wrong at all	0.5	5.6	12.2	15.5	7.5	
N of Valid	750	804	580	510	2644	
N of Miss	11	5	26	13	55	

Table 85: How wrong do you think it is for someone your age to: smoke cigarettes?

Response	6	8	10	12	Total	
Very wrong	93.1	74.8	54.4	40.7	68.9	
Wrong	5.6	15.4	21.0	19.8	14.7	
A little bit wrong	1.1	6.3	14.6	23.5	10.0	
Not wrong at all	0.3	3.5	10.0	16.0	6.4	
N of Valid	750	804	581	511	2646	
N of Miss	11	5	25	12	53	

Table 86: How wrong do you think it is for someone your age to: smoke marijuana?

Response	6	8	10	12	Total	
Very wrong	97.6	79.4	59.0	49.2	74.2	
Wrong	1.6	9.1	16.2	19.1	10.5	
A little bit wrong	0.3	6.5	11.9	16.6	7.9	
Not wrong at all	0.5	5.1	12.9	15.0	7.4	
N of Valid	749	804	581	512	2646	
N of Miss	12	6	25	11	54	

Table 87: How wrong do you think it is for someone your age to: use LSD, cocaine, amphetamines or another illegal drug?

Response	6	8	10	12	Total	
Very wrong	98.9	93.4	87.3	87.7	92.5	
Wrong	0.8	4.7	8.4	7.2	4.9	
A little bit wrong	0.1	0.7	2.4	3.3	1.4	
Not wrong at all	0.1	1.1	1.9	1.8	1.1	
N of Valid	751	803	581	511	2646	
N of Miss	10	7	25	12	54	

Table 88: At school during the past 12 months, did you receive help from the resource teacher, speech therapist or other special education teacher?



Response	6	8	10	12	Total	
No	81.8	88.8	89.7	90.8	87.5	
Yes	18.2	11.2	10.3	9.2	12.5	
N of Valid	713	789	565	502	2569	
N of Miss	48	22	41	21	132	

Table 89: How many times in the past year (12 months) have you: been suspended from school?







Response	6	8	10	12	Total	
Never	92.1	88.6	90.7	94.9	91.3	
1 to 2 times	6.1	8.9	7.8	4.5	7.0	
3 to 5 times	1.2	1.2	0.7	0.4	0.9	
6 to 9 times	0.4	0.7	0.5	0.2	0.5	
10 to 19 times	0.1	0.4	0.2	0.0	0.2	
20 to 29 times	0.0	0.0	0.0	0.0	0.0	
30 to 39 times	0.0	0.0	0.0	0.0	0.0	
40+ times	0.0	0.1	0.2	0.0	0.1	
N of Valid	751	806	578	511	2646	
N of Miss	10	5	28	12	55	

Table 90: How many times in the past year (12 months) have you: carried a handgun?








Response	6	8	10	12	Total	
Never	96.1	95.2	96.5	97.6	96.2	
1 to 2 times	1.5	1.5	2.1	0.6	1.4	
3 to 5 times	1.3	1.2	0.3	0.8	1.0	
6 to 9 times	0.0	0.6	0.0	0.2	0.2	
10 to 19 times	0.4	0.4	0.5	0.2	0.4	
20 to 29 times	0.1	0.1	0.0	0.0	0.1	
30 to 39 times	0.0	0.0	0.0	0.0	0.0	
40+ times	0.5	1.0	0.5	0.6	0.7	
N of Valid	749	805	579	510	2643	
N of Miss	12	6	27	13	58	

Table 91: How many times in the past year (12 months) have you: sold illegal drugs?









Response	6	8	10	12	Total	
Never	99.9	97.8	93.1	92.5	96.3	
1 to 2 times	0.1	1.4	2.6	2.8	1.6	
3 to 5 times	0.0	0.5	2.1	1.6	0.9	
6 to 9 times	0.0	0.0	0.3	1.0	0.3	
10 to 19 times	0.0	0.1	0.9	0.8	0.4	
20 to 29 times	0.0	0.2	0.2	0.6	0.2	
30 to 39 times	0.0	0.0	0.2	0.2	0.1	
40+ times	0.0	0.0	0.7	0.6	0.3	
N of Valid	747	805	577	509	2638	
N of Miss	14	6	29	14	63	

Table 92: How many times in the past year (12 months) have you: stolen or tried to steal a motor vehicle such as a car or motorcycle?





Response	6	8	10	12	Total	
Never	99.7	98.5	98.4	99.4	99.0	
1 to 2 times	0.3	0.6	1.4	0.4	0.6	
3 to 5 times	0.0	0.4	0.2	0.2	0.2	
6 to 9 times	0.0	0.1	0.0	0.0	0.0	
10 to 19 times	0.0	0.1	0.0	0.0	0.0	
20 to 29 times	0.0	0.0	0.0	0.0	0.0	
30 to 39 times	0.0	0.0	0.0	0.0	0.0	
40+ times	0.0	0.2	0.0	0.0	0.1	
N of Valid	747	805	579	510	2641	
N of Miss	13	5	27	12	57	

Table 93: How many times in the past year (12 months) have you: participated in clubs, organizations or activities at school?









Response	6	8	10	12	Total	
Never	12.1	21.4	22.1	20.9	18.9	
1 to 2 times	25.7	21.5	12.8	13.3	19.2	
3 to 5 times	22.4	15.2	14.0	12.9	16.5	
6 to 9 times	11.9	10.0	12.3	10.4	11.1	
10 to 19 times	7.4	7.7	10.6	11.7	9.0	
20 to 29 times	5.0	5.0	7.3	7.6	6.0	
30 to 39 times	2.6	1.2	2.9	3.9	2.5	
40+ times	12.9	17.9	18.0	19.2	16.8	
N of Valid	742	803	578	511	2634	
N of Miss	15	7	28	12	62	

Table 94: How many times in the past year (12 months) have you: been arrested?





Response	6	8	10	12	Total	
Never	98.5	96.5	95.8	96.5	96.9	
1 to 2 times	1.3	2.7	3.3	2.7	2.5	
3 to 5 times	0.1	0.2	0.5	0.6	0.3	
6 to 9 times	0.0	0.5	0.2	0.0	0.2	
10 to 19 times	0.0	0.0	0.0	0.2	0.0	
20 to 29 times	0.0	0.0	0.0	0.0	0.0	
30 to 39 times	0.0	0.0	0.0	0.0	0.0	
40+ times	0.0	0.0	0.2	0.0	0.0	
N of Valid	745	804	576	510	2635	
N of Miss	14	5	28	13	60	

Table 95: How many times in the past year (12 months) have you: done extra work on your own for school?









Response	6	8	10	12	Total	
Never	23.0	30.3	24.3	26.5	26.2	
1 to 2 times	27.6	23.8	21.2	17.8	23.1	
3 to 5 times	19.1	18.0	17.0	15.1	17.5	
6 to 9 times	9.2	11.0	15.5	13.7	12.0	
10 to 19 times	6.6	6.1	8.0	10.2	7.4	
20 to 29 times	3.8	3.9	5.9	6.3	4.8	
30 to 39 times	3.1	1.2	2.1	3.3	2.4	
40+ times	7.7	5.7	6.1	7.1	6.6	
N of Valid	743	802	576	510	2631	
N of Miss	15	9	29	13	66	

Table 96: How many times in the past year (12 months) have you: attacked someone with the idea of seriously hurting them?








Response	6	8	10	12	Total	
Never	91.3	85.4	87.0	91.7	88.6	
1 to 2 times	6.0	10.2	8.7	5.7	7.8	
3 to 5 times	0.8	2.5	1.9	1.6	1.7	
6 to 9 times	0.8	0.6	1.4	0.2	0.8	
10 to 19 times	0.4	0.2	0.5	0.2	0.3	
20 to 29 times	0.3	0.2	0.0	0.2	0.2	
30 to 39 times	0.0	0.0	0.0	0.2	0.0	
40+ times	0.4	0.7	0.5	0.2	0.5	
N of Valid	744	801	577	506	2628	
N of Miss	16	10	29	17	72	

Table 97: How many times in the past year (12 months) have you: been drunk or high at school?


Response	6	8	10	12	Total	
Never	98.5	93.1	85.3	82.5	90.9	
1 to 2 times	0.7	3.5	5.4	8.1	4.0	
3 to 5 times	0.4	2.1	4.2	3.5	2.4	
6 to 9 times	0.3	0.6	1.7	2.0	1.0	
10 to 19 times	0.1	0.2	1.4	0.8	0.6	
20 to 29 times	0.0	0.0	0.5	1.2	0.3	
30 to 39 times	0.0	0.0	0.3	0.2	0.1	
40+ times	0.0	0.4	1.2	1.8	0.7	
N of Valid	749	801	578	509	2637	
N of Miss	12	9	28	14	63	

Table 98: How many times in the past year (12 months) have you: volunteered to do community service?

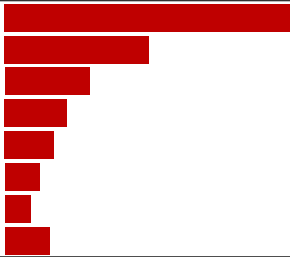
Response	6	8	10	12	Total	
Never	42.6	54.3	41.9	35.7	44.7	
1 to 2 times	27.1	21.7	17.9	16.3	21.3	
3 to 5 times	10.4	9.6	13.0	13.9	11.4	
6 to 9 times	6.9	6.3	8.8	9.4	7.6	
10 to 19 times	4.7	3.2	7.5	7.8	5.5	
20 to 29 times	2.1	1.5	4.2	6.1	3.1	
30 to 39 times	0.9	0.9	2.4	2.5	1.6	
40+ times	5.2	2.5	4.3	8.2	4.8	
N of Valid	749	806	577	510	2642	
N of Miss	12	5	28	13	58	

Table 99: How many times in the past year (12 months) have you: taken a handgun to school?




Response	6	8	10	12	Total	
Never	100.0	99.5	99.7	99.6	99.7	
1 to 2 times	0.0	0.2	0.3	0.2	0.2	
3 to 5 times	0.0	0.2	0.0	0.0	0.1	
6 to 9 times	0.0	0.0	0.0	0.0	0.0	
10 to 19 times	0.0	0.0	0.0	0.0	0.0	
20 to 29 times	0.0	0.0	0.0	0.0	0.0	
30 to 39 times	0.0	0.0	0.0	0.0	0.0	
40+ times	0.0	0.0	0.0	0.2	0.0	
N of Valid	748	804	577	509	2638	
N of Miss	13	7	29	14	63	

Table 100: Are you currently on probation, or assigned a probation officer with Juvenile Court?



Response	6	8	10	12	Total	
No	99.2	98.5	97.4	96.5	98.0	
Yes	0.8	1.5	2.6	3.5	2.0	
N of Valid	634	738	540	481	2393	
N of Miss	127	73	66	42	308	

Table 101: Have you ever belonged to a gang?






Response	6	8	10	12	Total	
No	96.5	92.6	95.1	96.7	95.0	
No, but would like to	0.4	2.9	1.2	1.4	1.5	
Yes, in the past	1.9	2.6	2.3	1.4	2.1	
Yes, belong now	0.7	1.6	1.2	0.6	1.1	
Yes, but would like to get out	0.5	0.4	0.2	0.0	0.3	
N of Valid	749	807	573	510	2639	
N of Miss	12	4	33	13	62	

Table 102: If you have ever belonged to a gang, did that gang have a name?

Response	6	8	10	12	Total
No	8.2	7.4	10.8	11.3	9.1
Yes	2.0	4.0	3.7	2.4	3.1
I have never belonged to a gang	89.8	88.6	85.5	86.3	87.8
N of Valid	732	798	565	505	2600
N of Miss	27	11	39	16	93

Table 103: How many times have you done the following things? done what feels good no matter what.

Response	6	8	10	12	Total
Never	36.8	40.2	24.9	23.8	32.7
I've done it, but not in the past year	14.9	13.6	11.0	10.6	12.8
Less than once a month	7.4	9.9	16.3	17.3	12.1
About once a month	7.2	7.0	12.3	9.4	8.7
2 or 3 times a month	9.3	7.6	12.1	15.0	10.5
Once a week or more	24.4	21.7	23.5	23.8	23.2
N of Valid	706	799	571	508	2584
N of Miss	53	12	35	15	115

Table 104: How many times have you done the following things? done something dangerous because someone dared you to do it.

Response	6	8	10	12	Total
Never	69.4	53.4	40.1	45.7	53.5
I've done it, but not in the past year	18.9	18.7	18.4	20.9	19.1
Less than once a month	4.5	10.5	17.2	14.2	10.9
About once a month	2.8	6.6	12.4	8.9	7.2
2 or 3 times a month	1.6	4.7	6.1	4.9	4.2
Once a week or more	2.8	6.1	5.8	5.5	5.0
N of Valid	741	803	571	508	2623
N of Miss	20	8	35	15	78

Table 105: How many times have you done the following things? done crazy things even if they are a little dangerous.







Response	6	8	10	12	Total	
Never	53.4	36.4	26.6	29.0	37.6	
I've done it, but not in the past year	21.1	21.2	16.8	19.3	19.9	
Less than once a month	9.9	12.4	18.2	16.2	13.7	
About once a month	4.6	7.8	13.8	10.8	8.8	
2 or 3 times a month	4.3	8.3	10.7	12.6	8.5	
Once a week or more	6.8	13.8	14.0	12.0	11.5	
N of Valid	740	805	572	507	2624	
N of Miss	20	6	34	16	76	

Table 106: You're looking at CD's in a music store with a friend. You look up and see her slip a CD under her coat. She smiles and says 'Which one do you want? Go ahead, take it while nobody's around.' There is nobody in sight, no employees and no other customers. What would you do now?





Response	6	8	10	12	Total	
Ignore her	10.1	13.2	20.9	23.9	16.1	
Grab a CD and leave the store	1.6	7.1	8.2	6.9	5.8	
Tell her to put the CD back	59.7	45.8	32.1	38.3	45.3	
Act like it is a joke, and ask her to put the CD back	28.5	33.9	38.7	31.0	32.9	
N of Valid	740	803	573	507	2623	
N of Miss	18	5	32	15	70	

Table 107: You are visiting another part of town, and you don't know any of the people your age there. You are walking down the street, and some teenager you don't know is walking toward you. He is about your size, and as he is about to pass you, he deliberately bumps into you and you almost lose your balance. What would you say or do?





Response	6	8	10	12	Total	
Push the person back	10.5	18.1	16.6	11.1	14.3	
Say 'Excuse me' and keep on walking	58.4	45.6	48.5	50.9	50.9	
Say 'Watch where you are going' and keep on walking	27.2	25.9	19.8	25.0	24.8	
Swear at the person and walk away	3.9	10.3	15.1	13.1	10.1	
N of Valid	736	794	571	505	2606	
N of Miss	23	9	33	17	82	

Table 108: You are at a party at someone's house, and one of your friends offers you a drink containing alcohol. What would you say or do?

Response	6	8	10	12	Total	
Drink it	1.9	17.6	39.3	45.6	23.3	
Tell your friend, 'No thanks, I don't drink' and suggest that you and your friend go and do something else	46.7	38.4	26.0	19.9	34.5	
Just say, 'No thanks' and walk away	26.3	26.5	25.8	29.0	26.8	
Make up a good excuse, tell your friend you had something else to do, and leave	25.1	17.6	8.9	5.5	15.5	
N of Valid	741	803	573	507	2624	
N of Miss	19	7	32	16	74	

Table 109: It's 8:00 on a weeknight and you are about to go over to a friend's home when your mother asks you where you are going. You say 'Oh, just going to go hang out with some friends.' She says, 'No, you'll just get into trouble if you go out. Stay home tonight.' What would you do now?

Response	6	8	10	12	Total	
Leave the house anyway	2.6	6.3	7.9	8.9	6.1	
Explain what you are going to do with your friends, tell her when you will get home, and ask if you can go out	56.3	65.6	66.3	75.1	65.0	
Not say anything and start watching TV	38.6	21.3	15.3	10.1	22.7	
Get into an argument with her	2.6	6.9	10.5	5.9	6.3	
N of Valid	736	799	570	506	2611	
N of Miss	21	6	33	16	76	

Table 110: How often do you attend religious services or activities?

Response	6	8	10	12	Total	
Never	12.3	10.9	13.9	16.5	13.1	
Rarely	21.1	19.5	20.6	23.6	21.0	
1-2 Times a Month	12.6	15.4	16.3	14.6	14.7	
About Once a Week or More	54.0	54.2	49.2	45.3	51.3	
N of Valid	730	805	569	508	2612	
N of Miss	30	6	35	15	86	

Table 111: I do the opposite of what people tell me, just to get them mad.





Response	6	8	10	12	Total	
Very False	57.0	36.6	31.0	40.9	42.0	
Somewhat False	25.4	32.2	33.2	29.9	30.0	
Somewhat True	15.9	27.8	31.4	27.1	25.1	
Very True	1.8	3.4	4.4	2.2	2.9	
N of Valid	737	801	567	509	2614	
N of Miss	23	10	37	14	84	

Table 112: I like to see how much I can get away with.





Response	6	8	10	12	Total	
Very False	64.0	43.6	32.7	36.0	45.5	
Somewhat False	20.9	23.7	26.9	26.2	24.1	
Somewhat True	12.4	24.5	27.7	27.6	22.4	
Very True	2.7	8.2	12.7	10.2	8.0	
N of Valid	736	803	566	508	2613	
N of Miss	25	8	38	15	86	

Table 113: I ignore rules that get in my way.





Response	6	8	10	12	Total	
Very False	72.2	48.2	36.3	41.4	51.0	
Somewhat False	18.4	27.9	33.1	28.8	26.5	
Somewhat True	8.4	18.1	24.6	22.2	17.6	
Very True	1.0	5.9	6.0	7.6	4.9	
N of Valid	734	803	565	510	2612	
N of Miss	27	8	39	13	87	

Table 114: I think sometimes it's okay to cheat at school.





Response	6	8	10	12	Total	
NO!	78.9	38.9	19.0	20.4	42.3	
no	16.9	35.5	37.3	34.1	30.4	
yes	3.8	22.2	35.7	37.3	22.9	
YES!	0.4	3.4	7.9	8.2	4.5	
N of Valid	740	805	568	510	2623	
N of Miss	19	4	38	13	74	

Table 115: It is important to think before you act.





Response	6	8	10	12	Total	
NO!	1.8	2.4	2.5	2.0	2.1	
no	3.5	5.6	6.5	2.9	4.7	
yes	21.5	36.8	41.6	41.5	34.4	
YES!	73.2	55.2	49.4	53.6	58.7	
N of Valid	738	802	567	509	2616	
N of Miss	22	8	39	14	83	

Table 116: Sometimes I think that life is not worth it.





Response	6	8	10	12	Total	
NO!	64.0	51.2	45.3	45.1	52.3	
no	19.5	20.4	25.3	29.3	23.0	
yes	11.9	20.9	19.8	19.3	17.8	
YES!	4.7	7.5	9.6	6.3	6.9	
N of Valid	724	803	565	508	2600	
N of Miss	34	8	41	15	98	

Table 117: At times I think I am no good at all.

Response	6	8	10	12	Total	
NO!	38.8	35.5	32.0	34.6	35.5	
no	23.6	24.8	29.0	27.0	25.8	
yes	27.0	27.5	27.6	29.9	27.8	
YES!	10.6	12.2	11.5	8.5	10.9	
N of Valid	734	803	566	508	2611	
N of Miss	27	8	40	15	90	

Table 118: All in all, I am inclined to think that I am a failure.

Response	6	8	10	12	Total	
NO!	57.9	52.6	48.1	48.0	52.2	
no	25.9	28.5	32.4	33.9	29.6	
yes	11.4	12.5	14.3	13.6	12.8	
YES!	4.8	6.5	5.1	4.5	5.3	
N of Valid	730	801	565	508	2604	
N of Miss	31	10	41	15	97	

Table 119: In the past year, have you felt depressed or sad MOST days, even if you felt okay sometimes?

Response	6	8	10	12	Total	
NO!	35.1	38.8	31.8	33.1	35.1	
no	24.8	24.4	28.6	28.5	26.2	
yes	25.4	22.9	24.2	25.6	24.4	
YES!	14.7	13.9	15.4	12.8	14.2	
N of Valid	735	804	566	508	2613	
N of Miss	26	7	40	15	88	

Table 120: It is all right to beat up people if they start the fight.





Response	6	8	10	12	Total	
NO!	53.5	29.7	24.0	23.8	34.0	
no	20.4	17.3	18.4	27.2	20.3	
yes	15.0	26.9	28.6	26.6	23.9	
YES!	11.0	26.1	29.0	22.4	21.8	
N of Valid	734	804	566	508	2612	
N of Miss	25	7	40	15	87	

Table 121: I think it is okay to take something without asking if you can get away with it.





Response	6	8	10	12	Total	
NO!	82.1	58.3	51.8	56.9	63.3	
no	16.0	35.2	38.2	37.2	30.8	
yes	1.6	5.0	8.1	4.2	4.6	
YES!	0.3	1.5	1.9	1.8	1.3	
N of Valid	731	804	566	506	2607	
N of Miss	29	7	40	17	93	

Table 122: Sometimes we don't know what we will do as adults, but we may have an idea. Please answer how true these statements may be for you. WHEN I AM AN ADULT I WILL: smoke cigarettes.





Response	6	8	10	12	Total	
NO!	89.5	78.3	71.4	66.5	77.7	
no	8.5	17.3	18.1	18.5	15.2	
yes	1.4	3.1	7.6	10.4	5.0	
YES!	0.7	1.2	2.8	4.5	2.1	
N of Valid	733	803	563	508	2607	
N of Miss	27	8	43	15	93	

Table 123: Sometimes we don't know what we will do as adults, but we may have an idea. Please answer how true these statements may be for you. WHEN I AM AN ADULT I WILL: drink beer, wine, or liquor.


Response	6	8	10	12	Total	
NO!	68.2	35.9	26.9	20.9	40.1	
no	16.9	22.8	16.4	14.8	18.2	
yes	13.0	33.7	41.4	47.0	32.2	
YES!	1.9	7.6	15.3	17.3	9.6	
N of Valid	729	803	561	508	2601	
N of Miss	30	6	44	15	95	

Table 124: Sometimes we don't know what we will do as adults, but we may have an idea. Please answer how true these statements may be for you. WHEN I AM AN ADULT I WILL: smoke marijuana.


Response	6	8	10	12	Total	
NO!	97.1	81.4	68.2	66.1	80.0	
no	2.3	11.6	17.4	17.9	11.5	
yes	0.3	4.2	9.5	11.0	5.6	
YES!	0.3	2.7	5.0	4.9	3.0	
N of Valid	732	803	559	508	2602	
N of Miss	29	8	45	15	97	

Table 125: Sometimes we don't know what we will do as adults, but we may have an idea. Please answer how true these statements may be for you. WHEN I AM AN ADULT I WILL: use LSD, cocaine, amphetamines or another illegal drug.


Response	6	8	10	12	Total	
NO!	98.6	93.0	88.5	89.6	92.9	
no	1.4	6.6	10.1	8.1	6.2	
yes	0.0	0.1	0.7	1.0	0.4	
YES!	0.0	0.2	0.7	1.4	0.5	
N of Valid	732	804	563	508	2607	
N of Miss	29	7	43	15	94	

Table 126: How much do you think people risk harming themselves (physically or in other ways) if they: smoked one or more packs of cigarettes per day?

Response	6	8	10	12	Total
No risk	9.7	2.8	5.2	2.6	5.2
Slight risk	6.4	4.8	5.9	5.2	5.6
Moderate risk	18.7	17.4	19.1	21.5	18.9
Great risk	65.2	75.1	69.7	70.7	70.3
N of Valid	718	795	555	502	2570
N of Miss	43	16	51	21	131

Table 127: How much do you think people risk harming themselves (physically or in other ways) if they: try marijuana once or twice?

Response	6	8	10	12	Total
No risk	10.5	12.0	25.8	34.4	19.0
Slight risk	17.0	21.7	31.9	26.8	23.6
Moderate risk	27.7	24.6	18.2	17.9	22.8
Great risk	44.8	41.7	24.0	20.9	34.6
N of Valid	712	789	554	503	2558
N of Miss	49	21	52	20	142

Table 128: How much do you think people risk harming themselves (physically or in other ways) if they: smoke marijuana regularly?

Response	6	8	10	12	Total
No risk	9.8	6.6	13.8	10.7	9.8
Slight risk	2.5	5.6	13.8	22.7	9.9
Moderate risk	8.9	12.4	18.5	24.3	15.1
Great risk	78.8	75.4	54.0	42.3	65.2
N of Valid	707	784	552	497	2540
N of Miss	54	25	54	26	159

Table 129: How much do you think people risk harming themselves (physically or in other ways) if they: take one or two drinks of an alcoholic beverage (beer, wine, liquor) nearly every day?

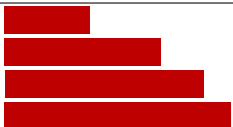
Response	6	8	10	12	Total	
No risk	11.5	8.7	13.9	13.2	11.5	
Slight risk	18.9	23.8	25.9	26.3	23.3	
Moderate risk	29.5	30.9	31.5	29.3	30.3	
Great risk	40.2	36.5	28.8	31.3	34.8	
N of Valid	716	789	553	499	2557	
N of Miss	45	21	53	24	143	

Table 130: How much do you think people risk harming themselves (physically or in other ways) if they: have five or more drinks once or twice each weekend?

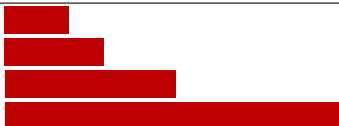
Response	6	8	10	12	Total	
No risk	10.5	5.8	8.6	7.0	8.0	
Slight risk	9.1	12.1	17.7	18.5	13.7	
Moderate risk	22.1	24.0	28.3	30.0	25.6	
Great risk	58.3	58.0	45.4	44.5	52.7	
N of Valid	712	791	555	503	2561	
N of Miss	47	20	51	20	138	

Table 131: Have you ever used smokeless tobacco (chew, snuff, plug, dipping tobacco, or chewing tobacco)?


Response	6	8	10	12	Total	
Never	96.7	87.3	82.6	80.3	87.5	
Once or Twice	2.6	6.8	8.6	9.1	6.5	
Once in a while but not regularly	0.1	2.8	2.7	4.0	2.3	
Regularly in the past	0.3	2.0	2.2	1.4	1.4	
Regularly now	0.3	1.0	4.0	5.2	2.3	
N of Valid	721	789	556	503	2569	
N of Miss	40	22	49	20	131	

Table 132: How often have you taken smokeless tobacco during the past 30 days?







Response	6	8	10	12	Total	
Not at all	99.3	96.1	92.4	91.0	95.2	
Once or twice	0.3	2.1	2.3	2.0	1.6	
Once or twice per week	0.0	0.9	0.7	1.2	0.7	
Three to five times per week	0.0	0.1	0.7	1.4	0.5	
About once a day	0.0	0.3	0.5	0.6	0.3	
More than once a day	0.4	0.5	3.2	3.8	1.7	
N of Valid	718	792	554	502	2566	
N of Miss	43	19	51	21	134	

Table 133: Have you ever smoked cigarettes?






Response	6	8	10	12	Total	
Never	94.6	79.9	69.4	57.7	77.4	
Once or Twice	4.0	13.7	15.1	15.3	11.6	
Once in a while but not regularly	0.4	3.4	6.5	12.5	5.0	
Regularly in the past	0.4	2.0	3.2	5.2	2.5	
Regularly now	0.6	1.0	5.8	9.3	3.5	
N of Valid	717	791	555	504	2567	
N of Miss	44	20	50	19	133	

Table 134: How frequently have you smoked cigarettes during the past 30 days?








Response	6	8	10	12	Total	
Not at all	98.9	95.2	88.5	78.5	91.5	
Less than one cigarette per day	0.6	3.2	5.9	8.7	4.1	
One to five cigarettes per day	0.3	1.4	4.0	7.6	2.8	
About one-half pack per day	0.0	0.1	0.9	3.0	0.8	
About one pack per day	0.1	0.1	0.7	1.2	0.5	
About one and one-half packs per day	0.0	0.0	0.0	0.6	0.1	
Two packs or more per day	0.1	0.0	0.0	0.4	0.1	
N of Valid	715	792	556	503	2566	
N of Miss	46	19	50	20	135	

Table 135: Which statement best describes rules about smoking inside your home?






Response	6	8	10	12	Total	
Smoking is not allowed anywhere inside your home	71.1	73.5	75.0	78.9	74.2	
Smoking is allowed in some places and at some times	5.7	6.2	6.7	6.2	6.1	
Smoking is allowed anywhere inside the home	3.3	2.0	3.8	2.8	2.9	
There are no rules about smoking inside the home	3.7	6.3	5.4	6.0	5.3	
I don't know	16.3	11.9	9.2	6.2	11.4	
N of Valid	707	789	555	503	2554	
N of Miss	52	20	50	20	142	

Table 136: Which statement best describes rules about smoking in your family cars?







Response	6	8	10	12	Total	
Smoking is never allowed in any car	65.5	62.6	63.1	62.7	63.5	
Smoking is allowed sometimes or in some cars	10.8	12.3	12.3	14.5	12.3	
Smoking is allowed in any car anytime	3.7	4.9	7.1	5.0	5.1	
There are no rules about smoking in the car	3.1	8.2	7.2	9.4	6.8	
We do not have a family car	1.1	0.5	0.5	0.8	0.7	
I don't know	15.7	11.4	9.8	7.6	11.5	
N of Valid	705	788	553	502	2548	
N of Miss	55	22	52	21	150	

Table 137: During this school year, were you taught in any of your classes about the dangers of tobacco use?

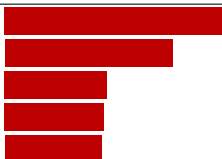
Response	6	8	10	12	Total	
Strongly agree	50.1	43.7	18.9	10.3	33.5	
Agree	22.9	29.5	25.8	20.6	25.1	
Disagree	8.8	9.2	19.6	24.0	14.3	
Strongly disagree	5.2	5.5	19.4	32.3	13.7	
I don't know	13.0	12.1	16.3	12.7	13.4	
N of Valid	693	780	546	495	2514	
N of Miss	67	31	60	28	186	

Table 138: During the past 12 months, have you participated in any community activities to discourage people your age from using cigarettes, chewing tobacco, snuff, dip or cigars?

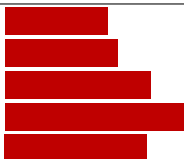
Response	6	8	10	12	Total	
Strongly agree	25.1	13.2	9.9	6.6	14.4	
Agree	19.1	15.7	15.7	12.2	16.0	
Disagree	13.4	22.1	26.1	26.5	21.5	
Strongly disagree	15.0	25.8	30.8	42.4	27.2	
I don't know	27.3	23.2	17.5	12.2	20.9	
N of Valid	685	783	548	498	2514	
N of Miss	74	27	58	25	184	

Table 139: On how many occasions have you had alcoholic beverages (beer, wine or hard liquor) to drink in your lifetime - more than just a few sips?


Response	6	8	10	12	Total	
0	89.0	66.2	47.9	34.8	62.4	
1-2	8.2	15.7	11.4	12.1	12.0	
3-5	1.5	6.8	11.3	10.9	7.1	
6-9	0.4	4.4	6.4	7.4	4.3	
10-19	0.3	3.0	7.0	12.9	5.1	
20-39	0.0	2.2	6.3	8.0	3.6	
40+	0.6	1.6	9.8	13.9	5.5	
N of Valid	717	789	560	503	2569	
N of Miss	44	21	46	20	131	

Table 140: On how many occasions have you had beer, wine or hard liquor to drink during the past 30 days?


Response	6	8	10	12	Total	
0	98.0	89.0	72.6	63.0	82.9	
1-2	1.3	7.0	13.1	17.5	8.8	
3-5	0.6	1.9	6.5	9.5	4.0	
6-9	0.1	0.8	2.9	5.4	1.9	
10-19	0.0	0.9	2.9	2.6	1.4	
20-39	0.0	0.3	0.4	1.2	0.4	
40+	0.0	0.3	1.8	0.8	0.6	
N of Valid	716	789	558	503	2566	
N of Miss	45	22	48	20	135	

Table 141: On how many occasions have you used marijuana (grass, pot) or hashish (hash, hash oil) in your lifetime?


Response	6	8	10	12	Total	
0	99.2	88.8	74.8	61.8	83.4	
1-2	0.7	3.8	8.1	5.8	4.3	
3-5	0.1	1.6	2.5	4.8	2.0	
6-9	0.0	1.0	2.2	4.6	1.7	
10-19	0.0	1.0	1.8	6.6	2.0	
20-39	0.0	1.3	2.0	3.8	1.6	
40+	0.0	2.4	8.6	12.6	5.1	
N of Valid	712	789	556	500	2557	
N of Miss	49	22	50	22	143	

Table 142: On how many occasions have you used marijuana (grass, pot) or hashish (hash, hash oil) during the past 30 days?


Response	6	8	10	12	Total	
0	99.9	95.2	86.5	80.1	91.7	
1-2	0.1	1.9	4.7	7.0	3.0	
3-5	0.0	0.8	3.6	3.2	1.6	
6-9	0.0	0.5	0.9	2.6	0.9	
10-19	0.0	0.9	1.6	2.8	1.2	
20-39	0.0	0.4	1.3	0.8	0.5	
40+	0.0	0.4	1.4	3.6	1.1	
N of Valid	715	791	557	502	2565	
N of Miss	46	20	49	21	136	

Table 143: On how many occasions have you used LSD or other psychedelics in your lifetime?


Response	6	8	10	12	Total	
0	100.0	99.0	97.5	95.8	98.3	
1-2	0.0	0.5	2.0	2.0	1.0	
3-5	0.0	0.5	0.0	1.0	0.4	
6-9	0.0	0.0	0.0	0.4	0.1	
10-19	0.0	0.0	0.4	0.2	0.1	
20-39	0.0	0.0	0.0	0.0	0.0	
40+	0.0	0.0	0.2	0.6	0.2	
N of Valid	712	791	557	502	2562	
N of Miss	49	20	49	21	139	

Table 144: On how many occasions have you used LSD or other psychedelics during the past 30 days?


Response	6	8	10	12	Total	
0	100.0	99.7	99.6	98.4	99.5	
1-2	0.0	0.3	0.2	1.0	0.3	
3-5	0.0	0.0	0.2	0.2	0.1	
6-9	0.0	0.0	0.0	0.0	0.0	
10-19	0.0	0.0	0.0	0.2	0.0	
20-39	0.0	0.0	0.0	0.2	0.0	
40+	0.0	0.0	0.0	0.0	0.0	
N of Valid	713	793	555	502	2563	
N of Miss	48	18	51	21	138	

Table 145: On how many occasions have you used cocaine or crack in your lifetime?


Response	6	8	10	12	Total	
0	99.9	99.0	98.6	97.6	98.9	
1-2	0.1	0.8	0.9	1.6	0.8	
3-5	0.0	0.1	0.2	0.6	0.2	
6-9	0.0	0.0	0.0	0.2	0.0	
10-19	0.0	0.1	0.4	0.0	0.1	
20-39	0.0	0.0	0.0	0.0	0.0	
40+	0.0	0.0	0.0	0.0	0.0	
N of Valid	712	792	557	503	2564	
N of Miss	49	19	49	20	137	

Table 146: On how many occasions have you used cocaine or crack during the past 30 days?


Response	6	8	10	12	Total	
0	100.0	99.6	99.5	99.2	99.6	
1-2	0.0	0.3	0.4	0.6	0.3	
3-5	0.0	0.0	0.2	0.2	0.1	
6-9	0.0	0.1	0.0	0.0	0.0	
10-19	0.0	0.0	0.0	0.0	0.0	
20-39	0.0	0.0	0.0	0.0	0.0	
40+	0.0	0.0	0.0	0.0	0.0	
N of Valid	711	791	558	502	2562	
N of Miss	50	20	48	21	139	

Table 147: On how many occasions have you sniffed glue, breathed the contents of an aerosol spray can, or inhaled other gases or sprays, in order to get high in your lifetime?


Response	6	8	10	12	Total	
0	94.8	90.2	89.1	90.9	91.4	
1-2	3.9	5.8	6.5	4.6	5.2	
3-5	0.8	1.3	2.2	2.8	1.6	
6-9	0.1	1.1	0.9	0.4	0.7	
10-19	0.1	0.8	0.5	0.4	0.5	
20-39	0.1	0.4	0.4	0.8	0.4	
40+	0.0	0.4	0.5	0.2	0.3	
N of Valid	709	789	558	503	2559	
N of Miss	52	20	48	20	140	

Table 148: On how many occasions have you sniffed glue, breathed the contents of an aerosol spray can, or inhaled other gases or sprays, in order to get high during the past 30 days?





Response	6	8	10	12	Total	
0	98.0	96.5	96.9	97.6	97.2	
1-2	1.3	1.8	2.5	1.6	1.8	
3-5	0.6	1.4	0.2	0.8	0.8	
6-9	0.0	0.1	0.4	0.0	0.1	
10-19	0.0	0.1	0.0	0.0	0.0	
20-39	0.0	0.1	0.0	0.0	0.0	
40+	0.1	0.0	0.0	0.0	0.0	
N of Valid	710	793	557	503	2563	
N of Miss	51	18	49	20	138	

Table 149: On how many occasions have you used phenoxydine (pox, px, breeze) in your lifetime?


Response	6	8	10	12	Total	
0	100.0	100.0	100.0	100.0	100.0	
1-2	0.0	0.0	0.0	0.0	0.0	
3-5	0.0	0.0	0.0	0.0	0.0	
6-9	0.0	0.0	0.0	0.0	0.0	
10-19	0.0	0.0	0.0	0.0	0.0	
20-39	0.0	0.0	0.0	0.0	0.0	
40+	0.0	0.0	0.0	0.0	0.0	
N of Valid	703	793	555	501	2552	
N of Miss	58	18	51	22	149	

Table 150: On how many occasions have you used phenoxydine (pox, px, breeze) during the past 30 days?


Response	6	8	10	12	Total	
0	100.0	100.0	100.0	100.0	100.0	
1-2	0.0	0.0	0.0	0.0	0.0	
3-5	0.0	0.0	0.0	0.0	0.0	
6-9	0.0	0.0	0.0	0.0	0.0	
10-19	0.0	0.0	0.0	0.0	0.0	
20-39	0.0	0.0	0.0	0.0	0.0	
40+	0.0	0.0	0.0	0.0	0.0	
N of Valid	699	791	555	501	2546	
N of Miss	61	20	51	22	154	

Table 151: On how many occasions have you used sedatives (tranquilizers, such as Valium or Xanax, barbiturates, or sleeping pills) without a doctor telling you to take them, in your lifetime?








Response	6	8	10	12	Total	
0	94.6	91.3	83.1	81.7	88.5	
1-2	3.4	4.4	4.9	5.0	4.4	
3-5	0.6	2.3	3.8	3.8	2.4	
6-9	0.7	0.9	2.5	3.2	1.6	
10-19	0.1	0.3	2.5	2.2	1.1	
20-39	0.0	0.1	0.9	1.2	0.5	
40+	0.6	0.8	2.2	3.0	1.5	
N of Valid	703	792	551	502	2548	
N of Miss	58	19	54	21	152	

Table 152: On how many occasions have you used sedatives (tranquilizers, such as Valium or Xanax, barbiturates, or sleeping pills) without a doctor telling you to take them, during the past 30 days?


Response	6	8	10	12	Total	
0	98.2	95.8	89.4	92.2	94.4	
1-2	0.9	2.8	5.9	4.2	3.2	
3-5	0.6	0.6	2.3	1.6	1.2	
6-9	0.0	0.3	1.3	1.2	0.6	
10-19	0.0	0.4	0.7	0.8	0.4	
20-39	0.0	0.1	0.4	0.0	0.1	
40+	0.4	0.0	0.0	0.0	0.1	
N of Valid	704	793	555	501	2553	
N of Miss	57	18	51	22	148	

Table 153: On how many occasions have you used methamphetamines (meth, speed, crank, crystal meth) in your lifetime?


Response	6	8	10	12	Total	
0	99.7	99.2	98.7	98.8	99.2	
1-2	0.0	0.3	0.7	0.6	0.4	
3-5	0.3	0.4	0.2	0.2	0.3	
6-9	0.0	0.1	0.2	0.2	0.1	
10-19	0.0	0.0	0.2	0.2	0.1	
20-39	0.0	0.0	0.0	0.0	0.0	
40+	0.0	0.0	0.0	0.0	0.0	
N of Valid	701	793	555	501	2550	
N of Miss	60	18	51	22	151	

Table 154: On how many occasions have you used methamphetamines (meth, speed, crank, crystal meth) in the past 30 days?


Response	6	8	10	12	Total	
0	99.9	99.7	99.3	99.4	99.6	
1-2	0.1	0.3	0.4	0.0	0.2	
3-5	0.0	0.0	0.2	0.6	0.2	
6-9	0.0	0.0	0.0	0.0	0.0	
10-19	0.0	0.0	0.2	0.0	0.0	
20-39	0.0	0.0	0.0	0.0	0.0	
40+	0.0	0.0	0.0	0.0	0.0	
N of Valid	699	790	556	501	2546	
N of Miss	62	21	50	22	155	

Table 155: On how many occasions have you used stimulants, other than Methamphetamines (such as amphetamines, Ritalin or Dexedrine) without a doctor telling you to take them, in your lifetime?


Response	6	8	10	12	Total	
0	99.9	99.0	95.5	93.2	97.3	
1-2	0.1	0.5	1.4	2.4	1.0	
3-5	0.0	0.4	1.4	1.8	0.8	
6-9	0.0	0.1	0.4	1.2	0.4	
10-19	0.0	0.0	0.5	0.2	0.2	
20-39	0.0	0.0	0.2	0.8	0.2	
40+	0.0	0.0	0.5	0.4	0.2	
N of Valid	697	792	553	502	2544	
N of Miss	64	19	52	21	156	

Table 156: On how many occasions have you used stimulants, other than Methamphetamines (such as amphetamines, Ritalin or Dexedrine) without a doctor telling you to take them, during the past 30 days?





Response	6	8	10	12	Total	
0	99.9	99.6	98.2	98.2	99.1	
1-2	0.1	0.3	0.7	0.8	0.4	
3-5	0.0	0.1	0.5	0.8	0.3	
6-9	0.0	0.0	0.2	0.0	0.0	
10-19	0.0	0.0	0.0	0.2	0.0	
20-39	0.0	0.0	0.4	0.0	0.1	
40+	0.0	0.0	0.0	0.0	0.0	
N of Valid	695	792	554	502	2543	
N of Miss	66	19	52	21	158	

Table 157: On how many occasions have you used heroin or other opiates in your lifetime?





Response	6	8	10	12	Total	
0	99.9	99.7	98.6	98.6	99.3	
1-2	0.1	0.3	0.9	0.4	0.4	
3-5	0.0	0.0	0.2	0.4	0.1	
6-9	0.0	0.0	0.2	0.4	0.1	
10-19	0.0	0.0	0.0	0.2	0.0	
20-39	0.0	0.0	0.2	0.0	0.0	
40+	0.0	0.0	0.0	0.0	0.0	
N of Valid	693	792	555	502	2542	
N of Miss	68	19	51	21	159	

Table 158: On how many occasions have you used heroin or other opiates during the past 30 days?


Response	6	8	10	12	Total	
0	100.0	100.0	99.6	99.8	99.9	
1-2	0.0	0.0	0.2	0.2	0.1	
3-5	0.0	0.0	0.2	0.0	0.0	
6-9	0.0	0.0	0.0	0.0	0.0	
10-19	0.0	0.0	0.0	0.0	0.0	
20-39	0.0	0.0	0.0	0.0	0.0	
40+	0.0	0.0	0.0	0.0	0.0	
N of Valid	693	791	554	502	2540	
N of Miss	68	20	51	21	160	

Table 159: On how many occasions have you used MDMA ('X', 'E', or ecstasy) in your lifetime?


Response	6	8	10	12	Total	
0	99.9	98.9	96.6	96.2	98.1	
1-2	0.1	0.4	1.4	2.2	0.9	
3-5	0.0	0.5	1.1	0.6	0.5	
6-9	0.0	0.1	0.4	0.8	0.3	
10-19	0.0	0.0	0.4	0.2	0.1	
20-39	0.0	0.0	0.2	0.0	0.0	
40+	0.0	0.1	0.0	0.0	0.0	
N of Valid	685	792	554	502	2533	
N of Miss	76	19	51	21	167	

Table 160: On how many occasions have you used MDMA ('X', 'E', or ecstasy) during the past 30 days?


Response	6	8	10	12	Total	
0	99.9	99.4	98.9	99.2	99.4	
1-2	0.1	0.4	0.9	0.6	0.5	
3-5	0.0	0.1	0.2	0.2	0.1	
6-9	0.0	0.1	0.0	0.0	0.0	
10-19	0.0	0.0	0.0	0.0	0.0	
20-39	0.0	0.0	0.0	0.0	0.0	
40+	0.0	0.0	0.0	0.0	0.0	
N of Valid	684	788	553	501	2526	
N of Miss	77	23	53	22	175	

Table 161: On how many occasions have you taken prescription drugs (such as Valium, Xanax, Ritalin, Adderall, OxyContin, Darvocet, or sleeping pills) on your own-that is, without a doctor telling you to take them in your lifetime?








Response	6	8	10	12	Total	
0	97.3	91.0	81.3	78.6	88.1	
1-2	1.9	5.2	5.8	6.4	4.7	
3-5	0.3	1.4	4.1	6.0	2.6	
6-9	0.0	0.8	1.8	3.4	1.3	
10-19	0.0	0.9	2.9	1.6	1.2	
20-39	0.0	0.4	0.9	1.4	0.6	
40+	0.6	0.4	3.2	2.6	1.5	
N of Valid	692	790	555	500	2537	
N of Miss	68	21	51	22	162	

Table 162: On how many occasions have you taken prescription drugs (such as Valium, Xanax, Ritalin, Adderall, OxyContin, Darvocet, or sleeping pills) on your own-that is, without a doctor telling you to take them during the past 30 days?








Response	6	8	10	12	Total	
0	98.6	96.2	90.1	91.4	94.6	
1-2	0.9	2.3	4.7	5.2	3.0	
3-5	0.1	1.0	2.7	1.8	1.3	
6-9	0.0	0.1	0.9	0.6	0.4	
10-19	0.0	0.1	0.4	0.8	0.3	
20-39	0.1	0.3	0.5	0.2	0.3	
40+	0.3	0.0	0.7	0.0	0.2	
N of Valid	693	792	554	501	2540	
N of Miss	68	19	52	22	161	

Table 163: On how many occasions have you taken non-prescription medicines such as diet pills (for example, Dietac, Dexatrim or Prolamine), stay-awake pills (for example No-Doz, Vivarin, or Wake), or cough or cold medicines (robos, DXM, etc.) to get high in your lifetime?








Response	6	8	10	12	Total	
0	97.3	94.1	95.0	92.4	94.8	
1-2	1.2	1.4	1.4	2.0	1.5	
3-5	0.4	1.5	1.4	1.8	1.3	
6-9	0.9	0.9	0.2	0.4	0.6	
10-19	0.1	0.8	0.5	1.6	0.7	
20-39	0.0	0.8	0.7	0.4	0.5	
40+	0.1	0.6	0.7	1.4	0.7	
N of Valid	691	791	555	500	2537	
N of Miss	70	20	51	23	164	

Table 164: On how many occasions have you taken non-prescription medicines such as diet pills (for example, Dietac, Dexatrim or Prolamine), stay-awake pills (for example No-Doz, Vivarin, or Wake), or cough or cold medicines (robos, DXM, etc.) to get high during the past 30 days?







Response	6	8	10	12	Total	
0	98.3	96.3	97.3	96.2	97.0	
1-2	1.0	2.0	1.3	1.8	1.5	
3-5	0.6	1.1	0.7	1.2	0.9	
6-9	0.1	0.3	0.2	0.4	0.2	
10-19	0.0	0.0	0.2	0.2	0.1	
20-39	0.0	0.1	0.0	0.0	0.0	
40+	0.0	0.1	0.4	0.2	0.2	
N of Valid	694	792	554	499	2539	
N of Miss	67	19	51	24	161	

Table 165: On how many occasions have you been drunk or very high from drinking alcoholic beverages during the past 30 days?








Response	6	8	10	12	Total	
0	99.7	95.1	82.7	72.7	89.3	
1-2	0.1	2.7	7.3	14.2	5.3	
3-5	0.1	0.6	5.1	5.2	2.4	
6-9	0.0	0.4	1.6	3.6	1.2	
10-19	0.0	0.8	2.0	1.6	1.0	
20-39	0.0	0.0	0.9	1.4	0.5	
40+	0.0	0.5	0.4	1.2	0.5	
N of Valid	694	789	550	499	2532	
N of Miss	67	21	56	24	168	

Table 166: On how many occasions have you drunk flavored alcoholic beverages, sometimes called 'alcopops' (like Mike's Hard Lemonade, Smirnoff Ice, Bacardi Breezers, etc.) in your lifetime?








Response	6	8	10	12	Total	
0	97.0	78.2	63.9	50.7	74.8	
1-2	2.6	10.5	7.0	13.2	8.1	
3-5	0.1	5.1	10.6	9.4	5.8	
6-9	0.1	3.0	5.2	8.2	3.7	
10-19	0.0	1.8	3.8	8.8	3.1	
20-39	0.0	0.4	3.8	4.2	1.8	
40+	0.1	1.0	5.6	5.6	2.7	
N of Valid	693	788	554	501	2536	
N of Miss	67	20	51	21	159	

Table 167: On how many occasions have you drunk flavored alcoholic beverages, sometimes called 'alcopops' (like Mike's Hard Lemonade, Smirnoff Ice, Bacardi Breezers, etc.) during the past 30 days?


Response	6	8	10	12	Total	
0	99.6	91.7	81.8	76.6	88.7	
1-2	0.3	5.3	7.8	15.0	6.4	
3-5	0.0	1.1	4.5	4.8	2.3	
6-9	0.1	1.0	2.7	1.6	1.3	
10-19	0.0	0.5	1.4	1.6	0.8	
20-39	0.0	0.1	0.9	0.4	0.3	
40+	0.0	0.3	0.9	0.0	0.3	
N of Valid	694	791	554	501	2540	
N of Miss	67	20	52	22	161	

Table 168: Think back over the last two weeks. How many times have you had five or more alcoholic drinks in a row?


Response	6	8	10	12	Total	
None	98.8	93.7	82.6	76.9	89.4	
Once	0.6	2.4	6.2	10.3	4.3	
Twice	0.3	1.2	3.8	6.2	2.5	
3-5 times	0.1	1.4	4.2	4.6	2.3	
6-9 times	0.0	0.6	1.6	0.8	0.7	
10 or more times	0.1	0.6	1.5	1.2	0.8	
N of Valid	683	782	546	497	2508	
N of Miss	78	29	59	26	192	

Table 169: During the past 30 days, how many times did you ride in a car or other vehicle driven by someone who had been drinking alcohol?


Response	6	8	10	12	Total	
0 times	89.4	85.4	78.0	85.7	85.0	
1 time	5.7	7.0	9.0	7.8	7.3	
2 or 3 times	3.2	4.5	8.4	3.6	4.8	
4 or 5 times	0.4	0.8	2.6	1.4	1.2	
6 or more times	1.2	2.3	2.0	1.4	1.8	
N of Valid	679	783	546	497	2505	
N of Miss	82	28	60	26	196	

Table 170: During the past 30 days, how many times did you drive a car or other vehicle when you had been drinking alcohol?

Response	6	8	10	12	Total	
I did not drive a car in the past 30 days	55.0	63.1	41.1	14.7	46.3	
0 times	43.7	34.8	54.8	78.0	50.3	
1 time	0.5	0.5	0.9	3.8	1.3	
2 or 3 times	0.3	0.7	2.2	1.8	1.1	
4 or 5 times	0.2	0.4	0.6	1.0	0.5	
6 or more times	0.5	0.5	0.4	0.6	0.5	
N of Valid	662	758	540	495	2455	
N of Miss	82	32	62	26	202	

Table 171: If you drank alcohol (not just a sip or taste) in the past year, how did you usually get it?

Response	6	8	10	12	Total	
I did not drink alcohol in the past year	95.0	77.0	57.8	42.9	70.9	
I bought it myself with a fake ID	0.0	0.0	0.6	0.2	0.2	
I bought it myself without a fake ID	0.0	0.1	0.4	1.2	0.4	
I got it from someone I know age 21 or older	0.5	4.0	11.8	28.3	9.6	
I got it from someone I know under age 21	0.0	2.3	6.4	7.6	3.6	
I got it from my brother or sister	0.2	1.3	1.1	1.0	0.9	
I got it from home with my parents' permission	2.3	4.8	6.2	7.8	5.0	
I got it from home without my parents' permission	0.3	4.2	4.3	1.8	2.7	
I got it from another relative	0.3	2.2	2.1	1.4	1.5	
A stranger bought it for me	0.0	0.1	0.2	1.4	0.4	
I took it from a store or shop	0.0	0.0	0.2	0.2	0.1	
Other	1.5	3.9	9.0	6.0	4.8	
N of Valid	658	771	533	487	2449	
N of Miss	103	33	64	29	229	

Table 172: If you drank alcohol (not just a sip or taste) in the past year, where did you usually drink it?











Response	6	8	10	12	Total	
I did not drink alcohol in the past year	96.2	77.3	58.9	43.5	71.8	
at my home	1.8	12.0	12.5	11.4	9.2	
at someone else's home	0.5	8.0	22.3	38.5	15.1	
at an open area like a park, beach, field, back road, woods, or a street corner	0.3	1.2	4.0	4.6	2.2	
at a sporting event or concert	0.3	0.5	0.4	1.0	0.5	
at a restaurant, bar, or a nightclub	0.2	0.1	0.6	0.6	0.3	
at an empty building or a construction site	0.2	0.0	0.2	0.0	0.1	
at a hotel/motel	0.6	0.3	0.4	0.2	0.4	
in a car	0.0	0.3	0.0	0.0	0.1	
at school	0.0	0.4	0.8	0.2	0.3	
N of Valid	657	766	521	481	2425	
N of Miss	103	36	66	30	235	

Table 173: During the last month, about how many marijuana cigarettes, or the equivalent, did you smoke a day, on the average?








Response	6	8	10	12	Total	
None	99.4	93.8	85.2	78.7	90.4	
Less than 1 a day	0.3	2.7	6.7	10.7	4.5	
1 a day	0.0	1.2	1.3	3.4	1.3	
2-3 a day	0.0	1.3	3.1	4.6	2.0	
4-6 a day	0.2	0.6	2.2	0.4	0.8	
7-10 a day	0.2	0.0	0.7	1.2	0.4	
11 or more a day	0.0	0.4	0.7	1.0	0.5	
N of Valid	664	779	540	497	2480	
N of Miss	97	32	66	26	221	

Table 174: How wrong would most adults (over 21) in your neighborhood think it is for kids your age: to use marijuana?





Response	6	8	10	12	Total	
Very wrong	93.1	80.0	72.6	69.2	79.8	
Wrong	5.7	11.8	15.4	15.9	11.8	
A little bit wrong	0.8	5.0	8.1	9.6	5.4	
Not wrong at all	0.5	3.2	3.9	5.3	3.0	
N of Valid	663	761	533	490	2447	
N of Miss	97	49	72	33	251	

Table 175: How wrong would most adults (over 21) in your neighborhood think it is for kids your age: to drink alcohol?





Response	6	8	10	12	Total	
Very wrong	83.3	66.7	51.1	44.9	63.4	
Wrong	10.0	16.9	25.3	24.1	18.3	
A little bit wrong	5.6	11.3	13.9	21.2	12.3	
Not wrong at all	1.2	5.1	9.7	9.8	6.0	
N of Valid	663	762	534	490	2449	
N of Miss	98	49	72	33	252	

Table 176: How wrong would most adults (over 21) in your neighborhood think it is for kids your age: to smoke cigarettes?





Response	6	8	10	12	Total	
Very wrong	84.0	70.7	59.0	46.7	67.0	
Wrong	9.4	16.4	22.1	22.7	17.0	
A little bit wrong	5.4	8.5	10.7	18.2	10.1	
Not wrong at all	1.2	4.3	8.2	12.4	6.0	
N of Valid	663	762	534	490	2449	
N of Miss	98	49	72	33	252	

Table 177: How much do each of the following statements describe your neighborhood? crime and/or drug selling

Response	6	8	10	12	Total	
NO!	83.7	73.5	66.1	66.7	73.3	
no	9.3	14.7	22.4	20.8	16.2	
yes	4.6	9.3	9.4	10.0	8.2	
YES!	2.4	2.5	2.1	2.4	2.4	
N of Valid	656	767	531	490	2444	
N of Miss	103	44	75	33	255	

Table 178: How much do each of the following statements describe your neighborhood? fights

Response	6	8	10	12	Total	
NO!	75.2	66.3	64.7	65.5	68.2	
no	14.2	19.3	23.1	24.5	19.8	
yes	7.7	10.3	10.0	7.8	9.0	
YES!	2.9	4.2	2.3	2.2	3.0	
N of Valid	653	768	529	490	2440	
N of Miss	106	43	77	33	259	

Table 179: How much do each of the following statements describe your neighborhood? lots of empty or abandoned buildings

Response	6	8	10	12	Total	
NO!	83.6	72.2	71.8	74.9	75.7	
no	10.7	20.6	25.0	18.8	18.5	
yes	4.4	5.1	2.6	5.3	4.4	
YES!	1.2	2.1	0.6	1.0	1.3	
N of Valid	653	767	529	490	2439	
N of Miss	108	44	76	33	261	

Table 180: How much do each of the following statements describe your neighborhood? lots of graffiti

Response	6	8	10	12	Total	
NO!	89.3	81.7	80.9	83.3	83.9	
no	8.3	16.4	17.2	14.9	14.1	
yes	1.4	1.4	1.1	1.4	1.4	
YES!	1.1	0.4	0.8	0.4	0.7	
N of Valid	652	767	529	490	2438	
N of Miss	109	43	76	33	261	

Table 181: If I had to move, I would miss the neighborhood I now live in.

Response	6	8	10	12	Total	
NO!	12.1	11.9	15.6	17.1	13.8	
no	9.8	14.8	19.8	21.5	15.9	
yes	22.5	29.5	33.3	32.5	29.1	
YES!	55.6	43.9	31.2	28.9	41.3	
N of Valid	653	766	525	492	2436	
N of Miss	108	45	81	31	265	

Table 182: My neighbors notice when I am doing a good job and let me know about it.

Response	6	8	10	12	Total	
NO!	38.0	38.2	36.7	39.0	38.0	
no	27.3	35.8	39.2	36.2	34.3	
yes	18.8	16.5	18.6	17.7	17.8	
YES!	15.9	9.5	5.6	7.1	9.9	
N of Valid	648	765	521	492	2426	
N of Miss	113	45	83	31	272	

Table 183: I like my neighborhood.

Response	6	8	10	12	Total
NO!	8.0	9.5	10.7	11.4	9.8
no	7.7	9.1	14.6	12.0	10.5
yes	27.0	41.0	43.9	51.6	40.0
YES!	57.3	40.3	30.8	24.9	39.7
N of Valid	648	766	522	490	2426
N of Miss	112	45	84	32	273

Table 184: There are lots of adults in my neighborhood I could talk to about something important.

Response	6	8	10	12	Total
NO!	21.8	24.6	26.7	30.1	25.4
no	21.3	26.1	33.1	32.0	27.5
yes	24.0	26.1	25.8	22.4	24.7
YES!	32.9	23.2	14.4	15.5	22.4
N of Valid	647	767	520	491	2425
N of Miss	113	44	86	32	275

Table 185: I'd like to get out of my neighborhood.

Response	6	8	10	12	Total
NO!	62.1	43.5	32.6	27.9	43.0
no	20.7	34.4	39.1	41.5	33.2
yes	9.9	14.1	17.9	17.5	14.5
YES!	7.3	8.0	10.4	13.0	9.3
N of Valid	647	765	519	491	2422
N of Miss	114	46	87	32	279

Table 186: There are people in my neighborhood who are proud of me when I do something well.

Response	6	8	10	12	Total	
NO!	20.9	23.0	23.4	25.8	23.1	
no	24.5	30.2	35.8	32.9	30.4	
yes	25.9	30.5	30.6	30.1	29.2	
YES!	28.8	16.2	10.3	11.2	17.3	
N of Valid	642	764	517	489	2412	
N of Miss	118	46	89	33	286	

Table 187: There are people in my neighborhood who encourage me to do my best.

Response	6	8	10	12	Total	
NO!	20.6	22.7	24.6	26.6	23.3	
no	19.4	25.7	35.3	30.1	27.0	
yes	25.5	32.1	27.3	30.9	29.1	
YES!	34.5	19.5	12.8	12.3	20.6	
N of Valid	640	763	516	488	2407	
N of Miss	120	48	89	35	292	

Table 188: I feel safe in my neighborhood.

Response	6	8	10	12	Total	
NO!	6.6	8.0	7.2	4.7	6.8	
no	8.9	9.4	9.3	8.0	9.0	
yes	29.0	38.7	50.0	48.6	40.5	
YES!	55.6	43.9	33.5	38.8	43.7	
N of Valid	639	763	516	490	2408	
N of Miss	121	47	90	32	290	

Table 189: Which of the following activities for people your age are available in your community? sports teams?



Response	6	8	10	12	Total	
No	12.4	10.6	10.9	9.2	10.9	
Yes	87.6	89.4	89.1	90.8	89.1	
N of Valid	638	761	513	489	2401	
N of Miss	123	49	92	34	298	

Table 190: Which of the following activities for people your age are available in your community? scouting?



Response	6	8	10	12	Total	
No	36.0	38.8	42.3	36.2	38.3	
Yes	64.0	61.2	57.7	63.8	61.7	
N of Valid	623	752	508	486	2369	
N of Miss	137	59	98	37	331	

Table 191: Which of the following activities for people your age are available in your community? boys and girls clubs?



Response	6	8	10	12	Total	
No	39.5	42.0	48.1	43.4	42.9	
Yes	60.5	58.0	51.9	56.6	57.1	
N of Valid	626	752	511	486	2375	
N of Miss	135	59	95	37	326	

Table 192: Which of the following activities for people your age are available in your community? 4-H clubs?



Response	6	8	10	12	Total	
No	50.0	50.0	45.3	43.5	47.7	
Yes	50.0	50.0	54.7	56.5	52.3	
N of Valid	618	752	512	485	2367	
N of Miss	143	58	94	38	333	

Table 193: Which of the following activities for people your age are available in your community? service clubs?

Response	6	8	10	12	Total
No	41.0	39.2	31.6	26.5	35.4
Yes	59.0	60.8	68.4	73.5	64.6
N of Valid	619	748	510	487	2364
N of Miss	141	62	96	36	335

Table 194: If a kid smoked marijuana in your neighborhood would he or she be caught by the police?

Response	6	8	10	12	Total
NO!	8.3	16.8	19.6	23.3	16.5
no	16.6	29.1	45.7	49.5	33.5
yes	27.3	27.8	23.6	18.4	24.9
YES!	47.8	26.2	11.0	8.8	25.2
N of Valid	638	762	516	489	2405
N of Miss	123	49	90	34	296

Table 195: If a kid drank some beer, wine or hard liquor (for example, vodka, whiskey, or gin) in your neighborhood would he or she be caught by the police?

Response	6	8	10	12	Total
NO!	10.4	20.0	26.1	26.8	20.2
no	21.9	37.8	51.3	52.5	39.5
yes	28.3	23.2	15.5	13.5	20.9
YES!	39.4	19.1	7.2	7.2	19.5
N of Valid	635	760	517	488	2400
N of Miss	126	51	89	35	301

Table 196: If a kid carried a handgun in your neighborhood would he or she be caught by the police?





Response	6	8	10	12	Total	
NO!	9.5	16.6	18.4	18.9	15.6	
no	17.9	27.8	36.8	37.9	29.2	
yes	25.9	25.2	26.0	26.5	25.8	
YES!	46.8	30.4	18.8	16.7	29.4	
N of Valid	633	759	516	486	2394	
N of Miss	128	52	90	36	306	

Table 197: If you wanted to get some cigarettes, how easy would it be for you to get some?





Response	6	8	10	12	Total	
Very hard	76.9	52.1	26.6	13.3	45.1	
Sort of hard	10.8	15.6	15.4	7.4	12.7	
Sort of easy	6.0	15.4	23.0	17.8	15.1	
Very easy	6.3	16.9	34.9	61.5	27.2	
N of Valid	618	768	518	488	2392	
N of Miss	141	43	87	35	306	

Table 198: If you wanted to get some beer, wine or hard liquor (for example, vodka, whiskey, or gin), how easy would it be for you to get some?





Response	6	8	10	12	Total	
Very hard	73.1	43.7	20.9	11.5	39.8	
Sort of hard	12.0	17.6	14.9	14.3	14.9	
Sort of easy	7.6	19.0	25.8	29.5	19.7	
Very easy	7.3	19.7	38.4	44.7	25.6	
N of Valid	616	767	516	488	2387	
N of Miss	145	44	90	35	314	

Table 199: If you wanted to get a drug like cocaine, LSD, or amphetamines, how easy would it be for you to get some?


Response	6	8	10	12	Total	
Very hard	94.1	84.4	55.9	46.8	73.0	
Sort of hard	3.3	7.6	20.7	24.0	12.7	
Sort of easy	1.3	3.8	13.2	16.0	7.7	
Very easy	1.3	4.2	10.3	13.1	6.6	
N of Valid	613	765	517	487	2382	
N of Miss	148	46	88	36	318	

Table 200: If you wanted to get a handgun, how easy would it be for you to get one?


Response	6	8	10	12	Total	
Very hard	75.3	58.0	48.9	43.9	57.6	
Sort of hard	10.8	16.2	20.5	21.6	16.8	
Sort of easy	7.5	11.9	15.3	15.8	12.3	
Very easy	6.4	13.9	15.3	18.7	13.2	
N of Valid	611	765	517	487	2380	
N of Miss	147	45	89	36	317	

Table 201: If you wanted to get some marijuana, how easy would it be for you to get some?


Response	6	8	10	12	Total	
Very hard	94.0	70.4	34.0	21.6	58.6	
Sort of hard	2.4	7.9	9.7	11.9	7.7	
Sort of easy	1.5	8.5	18.6	18.9	11.0	
Very easy	2.1	13.2	37.7	47.6	22.7	
N of Valid	614	764	517	487	2382	
N of Miss	147	47	89	36	319	

Table 202: During the past 12 months, have you participated in any alcohol prevention programs or seen any alcohol prevention messages in your school or community? Yes, a school-based program focused on preventing underage drinking and/or drinking and driving.



Response	6	8	10	12	Total	
No	54.0	69.7	84.5	90.1	72.5	
Yes	46.0	30.3	15.5	9.9	27.5	
N of Valid	761	811	606	523	2701	
N of Miss	0	0	0	0	0	

Table 203: During the past 12 months, have you participated in any alcohol prevention programs or seen any alcohol prevention messages in your school or community? Yes, a community-based program focused on preventing underage drinking and/or drinking and driving (for example, through your church or temple or through youth groups like Boys and Girls Club or 4-H).



Response	6	8	10	12	Total	
No	87.3	90.6	92.1	95.8	91.0	
Yes	12.7	9.4	7.9	4.2	9.0	
N of Valid	761	811	606	523	2701	
N of Miss	0	0	0	0	0	

Table 204: During the past 12 months, have you participated in any alcohol prevention programs or seen any alcohol prevention messages in your school or community? Yes, a media campaign addressing underage drinking and/or drinking and driving (for example, newspaper ads, posters, pamphlets, radio, TV).



Response	6	8	10	12	Total	
No	88.2	87.1	90.4	90.8	88.9	
Yes	11.8	12.9	9.6	9.2	11.1	
N of Valid	761	811	606	523	2701	
N of Miss	0	0	0	0	0	

Table 205: During the past 12 months, have you participated in any alcohol prevention programs or seen any alcohol prevention messages in your school or community? No



Response	6	8	10	12	Total	
No	69.5	43.4	39.3	26.2	46.5	
Yes	30.5	56.6	60.7	73.8	53.5	
N of Valid	761	811	606	523	2701	
N of Miss	0	0	0	0	0	

Table 206: How wrong do your parents feel it would be for YOU to: drink beer, wine or hard liquor (for example, vodka, whiskey or gin) regularly?


Response	6	8	10	12	Total	
Very wrong	90.7	77.2	65.0	59.3	74.3	
Wrong	6.1	12.3	18.4	21.1	13.8	
A little bit wrong	2.6	7.1	13.1	14.9	8.9	
Not wrong at all	0.5	3.4	3.5	4.8	3.0	
N of Valid	605	758	511	484	2358	
N of Miss	155	51	95	38	339	

Table 207: How wrong do your parents feel it would be for YOU to: smoke cigarettes?


Response	6	8	10	12	Total	
Very wrong	94.2	88.9	79.6	70.0	84.4	
Wrong	3.8	6.7	12.5	16.9	9.3	
A little bit wrong	1.3	2.5	6.1	9.1	4.3	
Not wrong at all	0.7	1.8	1.8	3.9	2.0	
N of Valid	605	757	511	484	2357	
N of Miss	156	53	95	39	343	

Table 208: How wrong do your parents feel it would be for YOU to: smoke marijuana?


Response	6	8	10	12	Total	
Very wrong	98.5	92.0	83.7	82.0	89.8	
Wrong	1.3	3.6	8.8	9.7	5.4	
A little bit wrong	0.2	2.9	4.7	5.6	3.2	
Not wrong at all	0.0	1.5	2.8	2.7	1.6	
N of Valid	602	753	509	484	2348	
N of Miss	159	57	97	39	352	

Table 209: How wrong do your parents feel it would be for YOU to: steal something worth more than \$5?

Response	6	8	10	12	Total	
Very wrong	88.0	84.7	80.4	85.9	84.9	
Wrong	10.0	11.1	15.1	10.4	11.5	
A little bit wrong	1.2	2.7	3.3	2.1	2.3	
Not wrong at all	0.8	1.5	1.2	1.7	1.3	
N of Valid	602	754	510	483	2349	
N of Miss	157	56	96	40	349	

Table 210: How wrong do your parents feel it would be for YOU to: draw graffiti, write things, or draw pictures on buildings or other property (without the owner's permission)?

Response	6	8	10	12	Total	
Very wrong	92.4	86.3	82.4	84.5	86.6	
Wrong	5.5	9.0	12.3	10.1	9.0	
A little bit wrong	1.7	2.6	4.3	3.3	2.9	
Not wrong at all	0.5	2.1	1.0	2.1	1.4	
N of Valid	605	757	511	485	2358	
N of Miss	156	53	95	38	342	

Table 211: How wrong do your parents feel it would be for YOU to: pick a fight with someone?

Response	6	8	10	12	Total	
Very wrong	78.2	60.5	48.8	61.0	62.6	
Wrong	14.4	22.2	27.3	24.2	21.7	
A little bit wrong	6.1	13.2	19.4	10.5	12.2	
Not wrong at all	1.3	4.1	4.5	4.3	3.5	
N of Valid	605	757	510	484	2356	
N of Miss	156	53	96	39	344	

Table 212: During the past 12 months, have you talked with at least one of your parents about the dangers of underage drinking and/or drinking and driving? By parents, we mean either your biological parents, adoptive parents, stepparents, or adult guardians - whether or not they live with you.



Response	6	8	10	12	Total	
No	46.5	58.7	55.1	56.1	54.3	
Yes	53.5	41.3	44.9	43.9	45.7	
N of Valid	570	750	501	478	2299	
N of Miss	191	61	105	45	402	

Table 213: Have any of your brothers or sisters ever: drunk beer, wine or hard liquor (for example, vodka, whiskey or gin)?




Response	6	8	10	12	Total	
No	78.1	59.7	49.6	42.6	58.7	
Yes	18.1	35.1	44.1	52.0	36.2	
I don't have any brothers or sisters	3.8	5.2	6.3	5.4	5.1	
N of Valid	598	749	506	481	2334	
N of Miss	163	62	100	42	367	

Table 214: Have any of your brothers or sisters ever: smoked marijuana?




Response	6	8	10	12	Total	
No	93.1	82.0	69.4	61.5	77.9	
Yes	3.2	12.7	24.3	33.1	17.0	
I don't have any brothers or sisters	3.7	5.2	6.3	5.4	5.1	
N of Valid	597	746	506	481	2330	
N of Miss	164	65	100	42	371	

Table 215: Have any of your brothers or sisters ever: smoked cigarettes?




Response	6	8	10	12	Total	
No	82.4	71.5	61.9	55.9	69.0	
Yes	13.5	23.3	31.7	38.6	25.8	
I don't have any brothers or sisters	4.0	5.2	6.3	5.4	5.2	
N of Valid	598	748	504	479	2329	
N of Miss	163	63	102	43	371	

Table 216: Have any of your brothers or sisters ever: taken a handgun to school?




Response	6	8	10	12	Total	
No	95.5	93.6	92.9	93.6	93.9	
Yes	0.5	1.3	0.2	0.6	0.7	
I don't have any brothers or sisters	4.0	5.1	6.9	5.8	5.4	
N of Valid	597	749	504	481	2331	
N of Miss	164	61	102	42	369	

Table 217: Have any of your brothers or sisters ever: been suspended or expelled from school?




Response	6	8	10	12	Total	
No	79.0	72.5	71.5	70.8	73.6	
Yes	17.1	22.4	21.9	23.8	21.2	
I don't have any brothers or sisters	3.9	5.1	6.5	5.4	5.1	
N of Valid	596	750	506	480	2332	
N of Miss	165	60	100	43	368	

Table 218: The rules in my family are clear.





Response	6	8	10	12	Total	
NO!	2.9	2.3	3.6	2.5	2.8	
no	4.6	8.3	8.6	7.3	7.2	
yes	26.4	34.5	42.8	43.0	36.0	
YES!	66.2	54.9	45.0	47.2	54.0	
N of Valid	591	748	502	481	2322	
N of Miss	169	61	104	42	376	

Table 219: People in my family often insult or yell at each other.

Response	6	8	10	12	Total	
NO!	41.1	27.0	18.8	20.4	27.4	
no	32.1	37.1	44.8	42.4	38.6	
yes	18.1	24.9	22.0	28.9	23.4	
YES!	8.7	11.0	14.3	8.3	10.6	
N of Valid	586	752	504	481	2323	
N of Miss	175	59	102	41	377	

Table 220: When I am not at home, one of my parents knows where I am and who I am with.

Response	6	8	10	12	Total	
NO!	3.4	3.2	3.2	3.9	3.4	
no	2.7	5.4	10.8	9.8	6.8	
yes	20.3	31.6	39.4	45.9	33.4	
YES!	73.5	59.8	46.6	40.5	56.4	
N of Valid	586	743	500	482	2311	
N of Miss	175	67	106	41	389	

Table 221: We argue about the same things in my family over and over.

Response	6	8	10	12	Total	
NO!	38.7	22.7	14.7	13.1	23.0	
no	32.8	35.5	38.8	37.0	35.9	
yes	18.2	26.9	30.4	37.0	27.6	
YES!	10.3	14.9	16.1	12.9	13.6	
N of Valid	582	746	503	481	2312	
N of Miss	179	65	103	42	389	

Table 222: If you drank some beer or wine or liquor (for example, vodka, whiskey, or gin) without your parents' permission, would you be caught by your parents?

Response	6	8	10	12	Total	
NO!	7.8	9.0	12.5	15.4	10.8	
no	3.6	16.5	35.9	38.7	22.1	
yes	11.6	24.3	25.1	25.6	21.6	
YES!	76.9	50.1	26.5	20.4	45.5	
N of Valid	576	744	502	481	2303	
N of Miss	184	65	104	42	395	

Table 223: My family has clear rules about alcohol and drug use.

Response	6	8	10	12	Total	
NO!	4.5	3.1	5.2	3.5	4.0	
no	4.1	9.7	13.2	11.9	9.5	
yes	11.9	23.3	32.5	35.8	25.1	
YES!	79.5	63.8	49.1	48.9	61.4	
N of Valid	580	741	501	481	2303	
N of Miss	181	70	105	42	398	

Table 224: If you carried a handgun without your parents' permission, would you be caught by your parents?

Response	6	8	10	12	Total	
NO!	5.2	5.6	5.6	6.9	5.8	
no	2.3	8.0	14.9	18.4	10.2	
yes	11.1	18.5	30.4	25.3	20.6	
YES!	81.4	67.9	49.0	49.5	63.4	
N of Valid	576	736	496	479	2287	
N of Miss	185	73	108	44	410	

Table 225: If you skipped school would you be caught by your parents?





Response	6	8	10	12	Total	
NO!	5.0	5.2	8.7	11.7	7.2	
no	3.3	11.4	20.5	29.8	15.2	
yes	14.1	21.6	31.4	26.7	22.9	
YES!	77.6	61.8	39.4	31.9	54.7	
N of Valid	580	735	497	480	2292	
N of Miss	181	76	109	43	409	

Table 226: Do you feel very close to your mother?





Response	6	8	10	12	Total	
NO!	4.0	8.8	11.5	8.1	8.0	
no	5.1	9.6	14.0	11.3	9.8	
yes	15.7	27.4	27.5	34.6	26.0	
YES!	75.3	54.2	47.0	46.0	56.2	
N of Valid	574	727	494	480	2275	
N of Miss	186	83	112	43	424	

Table 227: Do you share your thoughts and feelings with your mother?





Response	6	8	10	12	Total	
NO!	8.7	13.9	15.0	11.1	12.2	
no	12.2	24.7	23.5	22.4	20.8	
yes	24.3	25.7	31.8	31.2	27.8	
YES!	54.8	35.7	29.8	35.4	39.1	
N of Valid	575	732	494	478	2279	
N of Miss	185	79	112	45	421	

Table 228: My parents ask me what I think before most family decisions affecting me are made.


Response	6	8	10	12	Total	
NO!	10.1	10.3	14.8	14.2	12.0	
no	17.1	22.6	27.0	25.7	22.8	
yes	31.6	36.5	35.9	37.0	35.3	
YES!	41.2	30.6	22.3	23.2	29.9	
N of Valid	563	731	493	479	2266	
N of Miss	198	78	113	44	433	

Table 229: Do you share your thoughts and feelings with your father?


Response	6	8	10	12	Total	
NO!	18.7	20.9	21.7	24.4	21.2	
no	20.4	28.1	29.3	26.3	26.1	
yes	28.7	27.2	29.1	26.9	27.9	
YES!	32.2	23.9	19.9	22.3	24.8	
N of Valid	568	729	492	475	2264	
N of Miss	193	81	114	47	435	

Table 230: Do you enjoy spending time with your mother?

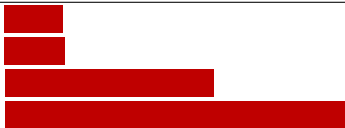
Response	6	8	10	12	Total	
NO!	3.9	7.3	9.2	8.0	7.0	
no	4.0	6.3	11.5	9.0	7.4	
yes	18.8	34.6	35.2	40.0	31.9	
YES!	73.2	51.8	44.2	43.0	53.7	
N of Valid	568	728	489	477	2262	
N of Miss	192	82	117	46	437	

Table 231: Do you enjoy spending time with your father?

Response	6	8	10	12	Total	
NO!	7.8	10.6	13.8	12.4	11.0	
no	5.0	7.0	11.0	13.5	8.7	
yes	20.7	30.4	35.1	38.6	30.7	
YES!	66.5	51.9	40.2	35.4	49.6	
N of Valid	565	724	493	474	2256	
N of Miss	194	85	113	47	439	

Table 232: If I had a personal problem, I could ask my mom or dad for help.

Response	6	8	10	12	Total	
NO!	6.9	8.4	9.7	9.2	8.5	
no	6.2	11.8	14.0	12.3	11.0	
yes	20.7	28.3	35.3	35.1	29.4	
YES!	66.2	51.5	41.0	43.3	51.1	
N of Valid	565	728	493	478	2264	
N of Miss	194	82	112	45	433	

Table 233: Do you feel very close to your father?

Response	6	8	10	12	Total	
NO!	9.7	13.8	15.9	18.1	14.1	
no	8.7	11.2	19.1	22.7	14.7	
yes	21.2	25.2	30.3	28.4	26.0	
YES!	60.4	49.8	34.8	30.9	45.2	
N of Valid	566	725	492	476	2259	
N of Miss	195	84	114	47	440	

Table 234: My parents give me lots of chances to do fun things with them.


Response	6	8	10	12	Total	
NO!	6.0	7.7	8.7	8.4	7.6	
no	7.2	15.2	21.3	20.7	15.7	
yes	25.0	32.1	35.4	39.3	32.5	
YES!	61.8	45.1	34.6	31.6	44.1	
N of Valid	568	730	492	478	2268	
N of Miss	192	80	113	45	430	

Table 235: My parents ask if I've gotten my homework done.


Response	6	8	10	12	Total	
NO!	1.9	3.6	5.7	8.4	4.6	
no	1.9	8.0	13.8	20.5	10.4	
yes	19.9	30.5	41.3	40.3	32.2	
YES!	76.3	58.0	39.1	30.8	52.8	
N of Valid	569	729	491	477	2266	
N of Miss	192	82	115	46	435	

Table 236: People in my family have serious arguments.

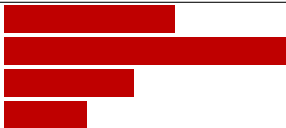
Response	6	8	10	12	Total	
NO!	37.7	26.5	18.7	16.6	25.5	
no	39.7	43.0	48.9	49.1	44.7	
yes	12.5	20.2	18.5	24.2	18.8	
YES!	10.1	10.3	13.8	10.1	11.0	
N of Valid	562	728	491	475	2256	
N of Miss	198	82	115	47	442	

Table 237: Would your parents know if you did not come home on time?

Response	6	8	10	12	Total
NO!	3.8	4.0	3.1	4.6	3.9
no	5.5	10.1	12.2	12.4	9.9
yes	23.6	31.4	38.4	43.4	33.5
YES!	67.1	54.5	46.3	39.6	52.7
N of Valid	560	725	490	475	2250
N of Miss	200	86	116	47	449

Table 238: It is important to be honest with your parents, even if they become upset or you get punished.

Response	6	8	10	12	Total
NO!	1.6	4.6	4.7	4.7	3.9
no	1.8	7.3	12.3	12.3	8.1
yes	21.6	32.0	40.5	44.3	33.8
YES!	75.0	56.1	42.5	38.8	54.2
N of Valid	560	722	489	472	2243
N of Miss	201	86	117	50	454

Table 239: My parents notice when I am doing a good job and let me know about it.

Response	6	8	10	12	Total
Never or Almost Never	6.6	9.4	10.2	8.8	8.8
Sometimes	18.6	25.4	31.0	30.7	26.1
Often	27.4	30.7	33.7	31.3	30.6
All the time	47.3	34.5	25.1	29.2	34.5
N of Valid	558	721	490	476	2245
N of Miss	203	89	116	46	454

Table 240: How often do your parents tell you they're proud of you for something you've done?





Response	6	8	10	12	Total	
Never or Almost Never	6.1	8.5	9.7	10.7	8.6	
Sometimes	12.2	22.2	29.0	28.8	22.6	
Often	32.4	33.8	32.9	28.6	32.1	
All the time	49.3	35.6	28.5	31.8	36.6	
N of Valid	556	720	487	475	2238	
N of Miss	205	90	119	47	461	

Table 241: How many brothers and sisters, including stepbrothers and stepsisters, do you have that are younger than you?








Response	6	8	10	12	Total	
0	39.0	30.6	32.5	36.8	34.4	
1	30.6	30.9	35.0	27.6	31.0	
2	13.3	16.4	17.3	17.1	16.0	
3	8.7	9.7	5.8	8.8	8.5	
4	3.3	4.7	3.3	4.8	4.1	
5	2.4	3.8	2.7	2.3	2.9	
6 or more	2.7	3.9	3.3	2.5	3.2	
N of Valid	549	719	480	475	2223	
N of Miss	211	92	125	48	476	

Table 242: How many brothers and sisters, including stepbrothers and stepsisters, do you have that are older than you?








Response	6	8	10	12	Total	
0	32.6	34.3	37.9	36.8	35.2	
1	30.4	30.4	27.8	31.6	30.1	
2	16.8	15.3	16.1	16.0	16.0	
3	6.5	9.6	9.5	5.1	7.9	
4	6.2	4.7	3.7	5.5	5.0	
5	3.6	2.5	2.5	2.1	2.7	
6 or more	3.8	3.1	2.5	2.9	3.1	
N of Valid	552	717	485	475	2229	
N of Miss	208	94	121	48	471	

Table 243: Have you changed homes in the past year (the last 12 months)?



Response	6	8	10	12	Total	
No	77.0	73.6	75.0	80.2	76.2	
Yes	23.0	26.4	25.0	19.8	23.8	
N of Valid	553	713	484	475	2225	
N of Miss	208	98	122	48	476	

Table 244: How many times have you changed homes since kindergarten?






Response	6	8	10	12	Total	
Never	29.3	23.5	21.0	24.1	24.5	
1 or 2 times	34.2	36.5	33.1	30.9	34.0	
3 or 4 times	20.5	20.3	24.6	20.1	21.2	
5 or 6 times	8.6	9.5	7.3	14.2	9.8	
7 or more times	7.5	10.2	14.0	10.8	10.5	
N of Valid	547	705	480	473	2205	
N of Miss	213	105	125	50	493	

Table 245: Have you changed schools (including changing from elementary to middle and middle to high school) in the past year?



Response	6	8	10	12	Total	
No	62.5	69.1	41.0	80.6	63.8	
Yes	37.5	30.9	59.0	19.4	36.2	
N of Valid	544	702	480	470	2196	
N of Miss	214	107	125	53	499	

Table 246: How many times have you changed schools since kindergarten (including changing from elementary to middle and middle to high school)?






Response	6	8	10	12	Total	
Never	12.5	8.8	12.1	11.2	10.9	
1 or 2 times	48.9	27.4	14.8	14.6	27.2	
3 or 4 times	25.7	41.3	41.5	40.6	37.4	
5 or 6 times	8.3	14.0	18.6	21.1	15.1	
7 or more times	4.6	8.5	12.9	12.5	9.4	
N of Valid	544	707	479	473	2203	
N of Miss	217	104	127	50	498	

Table 247: Has anyone in your family ever had severe alcohol or drug problems?



Response	6	8	10	12	Total	
No	78.0	68.3	60.8	59.4	67.2	
Yes	22.0	31.7	39.2	40.6	32.8	
N of Valid	537	707	475	473	2192	
N of Miss	224	104	130	50	508	

Table 248: About how many adults (over 21) have you known personally who in the past year have: used marijuana, crack, cocaine, or other drugs?






Response	6	8	10	12	Total	
0	81.1	69.7	54.7	48.9	64.7	
1	11.4	14.4	18.3	15.5	14.8	
2	4.5	6.7	10.1	12.1	8.1	
3-4	1.1	2.6	6.1	8.5	4.3	
5+	1.9	6.6	10.7	15.0	8.2	
N of Valid	534	700	475	472	2181	
N of Miss	227	110	130	51	518	

Table 249: About how many adults (over 21) have you known personally who in the past year have: sold or dealt drugs?






Response	6	8	10	12	Total	
0	91.5	82.6	67.6	65.7	77.8	
1	6.0	8.6	14.5	12.7	10.2	
2	1.1	3.6	7.1	6.6	4.4	
3-4	0.4	1.9	2.7	7.0	2.8	
5+	0.9	3.3	8.0	8.1	4.8	
N of Valid	531	697	476	472	2176	
N of Miss	230	113	130	51	524	

Table 250: About how many adults (over 21) have you known personally who in the past year have: done other things that could get them in trouble with the police, like stealing, selling stolen goods, mugging or assaulting others, etc.?






Response	6	8	10	12	Total	
0	86.1	75.9	67.8	64.6	74.2	
1	9.4	12.0	12.6	11.9	11.5	
2	3.0	4.1	8.2	6.8	5.3	
3-4	0.4	3.9	2.9	5.5	3.2	
5+	1.1	4.1	8.4	11.2	5.9	
N of Valid	534	700	475	472	2181	
N of Miss	227	110	130	51	518	

Table 251: About how many adults (over 21) have you known personally who in the past year have: gotten drunk or high?






Response	6	8	10	12	Total	
0	66.8	44.8	33.2	28.0	44.0	
1	17.3	21.4	16.6	16.9	18.4	
2	7.9	9.8	12.4	11.0	10.2	
3-4	4.3	7.4	11.1	11.9	8.4	
5+	3.8	16.5	26.7	32.2	19.0	
N of Valid	533	701	476	472	2182	
N of Miss	227	110	130	51	518	

Table 252: Have you seen or heard information about underage drinking in the past 12 months from the following sources? Radio



Response	6	8	10	12	Total	
No	56.6	52.0	47.6	52.1	52.2	
Yes	43.4	48.0	52.4	47.9	47.8	
N of Valid	530	692	468	470	2160	
N of Miss	231	118	138	53	540	

Table 253: Have you seen or heard information about underage drinking in the past 12 months from the following sources? TV.



Response	6	8	10	12	Total	
No	34.5	24.8	23.2	27.3	27.4	
Yes	65.5	75.2	76.8	72.7	72.6	
N of Valid	530	686	470	469	2155	
N of Miss	230	125	136	54	545	

Table 254: Have you seen or heard information about underage drinking in the past 12 months from the following sources? Print. This includes information on underage drinking you may have seen in the newspaper, on a billboard, in pamphlets, on stickers, etc.



Response	6	8	10	12	Total	
No	53.4	42.4	43.8	46.5	46.3	
Yes	46.6	57.6	56.2	53.5	53.7	
N of Valid	530	688	470	469	2157	
N of Miss	231	123	136	54	544	

Table 255: Have you seen or heard information about underage drinking in the past 12 months from the following sources? Website or social media? (Facebook, Myspace, website, etc.)



Response	6	8	10	12	Total	
No	53.4	44.8	37.7	42.9	45.0	
Yes	46.6	55.2	62.3	57.1	55.0	
N of Valid	530	686	469	468	2153	
N of Miss	231	124	137	55	547	

Table 256: The next questions ask about your opinions of the information you saw or heard. If you have seen or heard more than one ad, please think about your favorite ad when answering these questions. The information about underage drinking that I saw or heard was convincing.

Response	6	8	10	12	Total	
NO!	27.0	13.9	12.2	16.6	17.2	
no	9.0	13.3	24.0	26.9	17.6	
yes	15.2	29.8	35.1	33.2	28.2	
YES!	27.1	25.5	16.3	12.5	21.1	
I have not seen or heard any ads about underage drinking in the past 12 months.	21.7	17.5	12.4	10.8	15.9	
N of Valid	512	685	467	464	2128	
N of Miss	247	125	137	59	568	

Table 257: The next questions ask about your opinions of the information you saw or heard. If you have seen or heard more than one ad, please think about your favorite ad when answering these questions. The information about underage drinking that I saw or heard grabbed my attention.

Response	6	8	10	12	Total	
NO!	23.7	12.2	12.2	15.8	15.8	
no	9.9	19.5	26.9	27.3	20.5	
yes	17.3	28.2	32.1	32.3	27.3	
YES!	26.8	23.0	16.0	13.9	20.4	
I have not seen or heard any ads about underage drinking in the past 12 months.	22.2	17.2	12.8	10.8	16.0	
N of Valid	514	682	468	462	2126	
N of Miss	246	128	138	61	573	

Table 258: The next questions ask about your opinions of the information you saw or heard. If you have seen or heard more than one ad, please think about your favorite ad when answering these questions. The information about underage drinking that I saw or heard said something important to me.

Response	6	8	10	12	Total	
NO!	21.4	13.5	12.2	17.3	16.0	
no	9.5	17.6	28.6	31.3	21.0	
yes	14.7	26.4	30.1	29.2	25.0	
YES!	32.0	25.0	16.8	11.7	22.0	
I have not seen or heard any ads about underage drinking in the past 12 months.	22.4	17.5	12.4	10.6	16.0	
N of Valid	518	681	469	463	2131	
N of Miss	243	130	136	60	569	

Table 259: The next questions ask about your opinions of the information you saw or heard. If you have seen or heard more than one ad, please think about your favorite ad when answering these questions. Seeing or hearing this information about underage drinking made me want to stop or decrease my drinking.










Response	6	8	10	12	Total	
NO!	22.6	18.4	16.3	21.6	19.6	
no	5.0	10.8	27.1	29.0	17.2	
yes	6.1	14.5	16.5	22.9	14.8	
YES!	27.8	29.2	19.7	12.0	22.9	
I have not seen or heard any ads about underage drinking in the past 12 months.	38.5	27.1	20.4	14.6	25.5	
N of Valid	478	664	461	459	2062	
N of Miss	281	147	145	64	637	

Table 260: How honest were you in filling out this survey?

Response	6	8	10	12	Total	
I was very honest	89.3	83.1	79.2	80.0	83.1	
I was honest pretty much of the time	9.6	14.3	17.1	15.9	14.1	
I was honest some of the time	0.6	2.2	2.9	3.4	2.2	
I was honest once in a while	0.6	0.4	0.8	0.6	0.6	
I was not honest at all	0.0	0.0	0.0	0.0	0.0	
N of Valid	532	687	480	471	2170	
N of Miss	229	123	124	52	528	