

2010 APNA



Arkansas Prevention Needs Assessment Student Survey

Mississippi County Tables

Arkansas Department of Human Services
Division of Behavioral Sciences
Office of Alcohol and Drug Abuse Prevention

Conducted by International Survey Associates dba Pride Surveys

Contents

1	INTRODUCTION	11
2	PERCENTAGE TABLES	16

List of Tables

1	Sex	17
2	Age	17
3	Are you Hispanic or Latino?	17
4	What is your race? Black or African American	18
5	What is your race? Asian	18
6	What is your race? American Indian	18
7	What is your race? Alaska Native	18
8	What is your race? White	19
9	What is your race? Native Hawaiian or Other Pacific Islander	19
10	What is your race? Other	19
11	What is the highest level of schooling completed by your mother or father?	20
12	Think of where you live most of the time. Which of the following people live there with you? Mother	20
13	Think of where you live most of the time. Which of the following people live there with you? Stepmother	20
14	Think of where you live most of the time. Which of the following people live there with you? Foster Mother	21
15	Think of where you live most of the time. Which of the following people live there with you? Grandmother	21
16	Think of where you live most of the time. Which of the following people live there with you? Aunt	21
17	Think of where you live most of the time. Which of the following people live there with you? Father	21
18	Think of where you live most of the time. Which of the following people live there with you? Stepfather	22
19	Think of where you live most of the time. Which of the following people live there with you? Foster Father	22
20	Think of where you live most of the time. Which of the following people live there with you? Grandfather	22
21	Think of where you live most of the time. Which of the following people live there with you? Uncle	22
22	Think of where you live most of the time. Which of the following people live there with you? Other Adults	23
23	Think of where you live most of the time. Which of the following people live there with you? Brother(s)	23
24	Think of where you live most of the time. Which of the following people live there with you? Stepbrother(s)	23
25	Think of where you live most of the time. Which of the following people live there with you? Sister(s)	23
26	Think of where you live most of the time. Which of the following people live there with you? Stepsister(s)	24

27	Think of where you live most of the time. Which of the following people live there with you? Other Children	24
28	In my school, students have lots of chances to help decide things like class activities and rules.	24
29	Teachers ask me to work on special classroom projects.	24
30	My teacher(s) notices when I am doing a good job and lets me know about it.	25
31	There are lots of chances for students in my school to get involved in sports, clubs, and other school activities outside of class.	25
32	There are lots of chances for students in my school to talk with a teacher one-on-one.	25
33	I feel safe at my school.	26
34	The school lets my parents know when I have done something well.	26
35	My teachers praise me when I work hard in school.	26
36	Are your school grades better than the grades of most students in your class?	27
37	I have lots of chances to be part of class discussions or activities.	27
38	Now thinking back over the past year in school, how often did you: enjoy being in school?	27
39	Now thinking back over the past year in school, how often did you: hate being in school?	28
40	Now thinking back over the past year in school, how often did you: try to do your best work in school?	28
41	How often do you feel that the school work you are assigned is meaningful and important?	28
42	Putting them all together, what were your grades like last year?	29
43	How important do you think the things you are learning in school are going to be for your later life?	29
44	How interesting are most of your courses to you?	29
45	During the LAST FOUR WEEKS how many whole days of school have you missed because you skipped or 'cut'?	30
46	What are the chances you would be seen as cool if you: smoked cigarettes?	30
47	What are the chances you would be seen as cool if you: worked hard at school?	30
48	What are the chances you would be seen as cool if you: began drinking alcoholic beverages regularly, that is, at least once or twice a month?	31
49	What are the chances you would be seen as cool if you: defended someone who was being verbally abused at school?	31
50	What are the chances you would be seen as cool if you: smoked marijuana?	31
51	What are the chances you would be seen as cool if you: carried a handgun?	32

52	What are the chances you would be seen as cool if you: regularly volunteered to do community service?	32
53	Think of your four best friends (the friends you feel closest to). In the past year (12 months), how many of your best friends have: participated in clubs, organizations or activities at school?	32
54	Think of your four best friends (the friends you feel closest to). In the past year (12 months), how many of your best friends have: smoked cigarettes?	33
55	Think of your four best friends (the friends you feel closest to). In the past year (12 months), how many of your best friends have: tried beer, wine or hard liquor (for example, vodka, whiskey, or gin) when their parents didn't know about it?	33
56	Think of your four best friends (the friends you feel closest to). In the past year (12 months), how many of your best friends have: made a commitment to stay drug-free?	33
57	Think of your four best friends (the friends you feel closest to). In the past year (12 months), how many of your best friends have: used marijuana?	34
58	Think of your four best friends (the friends you feel closest to). In the past year (12 months), how many of your best friends have: tried to do well in school?	34
59	Think of your four best friends (the friends you feel closest to). In the past year (12 months), how many of your best friends have: used LSD, cocaine, amphetamines, or other illegal drugs?	34
60	Think of your four best friends (the friends you feel closest to). In the past year (12 months), how many of your best friends have: been suspended from school?	35
61	Think of your four best friends (the friends you feel closest to). In the past year (12 months), how many of your best friends have: liked school?	35
62	Think of your four best friends (the friends you feel closest to). In the past year (12 months), how many of your best friends have: carried a handgun?	35
63	Think of your four best friends (the friends you feel closest to). In the past year (12 months), how many of your best friends have: sold illegal drugs?	36
64	Think of your four best friends (the friends you feel closest to). In the past year (12 months), how many of your best friends have: regularly attended religious services?	36
65	Think of your four best friends (the friends you feel closest to). In the past year (12 months), how many of your best friends have: stolen or tried to steal a motor vehicle such as a car or motorcycle?	36
66	Think of your four best friends (the friends you feel closest to). In the past year (12 months), how many of your best friends have: been arrested?	37

67	Think of your four best friends (the friends you feel closest to). In the past year (12 months), how many of your best friends have: dropped out of school?	37
68	Think of your four best friends (the friends you feel closest to). In the past year (12 months), how many of your best friends have: been members of a gang?	37
69	How old were you when you first: smoked marijuana?	38
70	How old were you when you first: smoked a cigarette, even just a puff?	38
71	How old were you when you first: had more than a sip or two of beer, wine or hard liquor (for example, vodka, whiskey, or gin)? . . .	39
72	How old were you when you first: began drinking alcoholic beverages regularly, that is, at least once or twice a month?	39
73	How old were you when you first: used phenoxydine (pox, px, breeze)?	40
74	How old were you when you first: got suspended from school? . . .	40
75	How old were you when you first: got arrested?	41
76	How old were you when you first: carried a handgun?	41
77	How old were you when you first: attacked someone with the idea of seriously hurting them?	42
78	How old were you when you first: belonged to a gang?	42
79	How wrong do you think it is for someone your age to: take a handgun to school?	43
80	How wrong do you think it is for someone your age to: steal anything worth more than \$5?	43
81	How wrong do you think it is for someone your age to: pick a fight with someone?	43
82	How wrong do you think it is for someone your age to: attack someone with the idea of seriously hurting them?	44
83	How wrong do you think it is for someone your age to: stay away from school all day when their parents think they are at school? . .	44
84	How wrong do you think it is for someone your age to: drink beer, wine or hard liquor (for example, vodka, whiskey, or gin) regularly? .	44
85	How wrong do you think it is for someone your age to: smoke cigarettes?	45
86	How wrong do you think it is for someone your age to: smoke marijuana?	45
87	How wrong do you think it is for someone your age to: use LSD, cocaine, amphetamines or another illegal drug?	45
88	At school during the past 12 months, did you receive help from the resource teacher, speech therapist or other special education teacher?	46
89	How many times in the past year (12 months) have you: been suspended from school?	46
90	How many times in the past year (12 months) have you: carried a handgun?	46

91	How many times in the past year (12 months) have you: sold illegal drugs?	47
92	How many times in the past year (12 months) have you: stolen or tried to steal a motor vehicle such as a car or motorcycle?	47
93	How many times in the past year (12 months) have you: participated in clubs, organizations or activities at school?	48
94	How many times in the past year (12 months) have you: been arrested?	48
95	How many times in the past year (12 months) have you: done extra work on your own for school?	49
96	How many times in the past year (12 months) have you: attacked someone with the idea of seriously hurting them?	49
97	How many times in the past year (12 months) have you: been drunk or high at school?	50
98	How many times in the past year (12 months) have you: volunteered to do community service?	50
99	How many times in the past year (12 months) have you: taken a handgun to school?	51
100	Are you currently on probation, or assigned a probation officer with Juvenile Court?	51
101	Have you ever belonged to a gang?	51
102	If you have ever belonged to a gang, did that gang have a name? . .	52
103	How many times have you done the following things? done what feels good no matter what.	52
104	How many times have you done the following things? done something dangerous because someone dared you to do it.	52
105	How many times have you done the following things? done crazy things even if they are a little dangerous.	53
106	You're looking at CD's in a music store with a friend. You look up and see her slip a CD under her coat. She smiles and says 'Which one do you want? Go ahead, take it while nobody's around.' There is nobody in sight, no employees and no other customers. What would you do now?	53
107	You are visiting another part of town, and you don't know any of the people your age there. You are walking down the street, and some teenager you don't know is walking toward you. He is about your size, and as he is about to pass you, he deliberately bumps into you and you almost lose your balance. What would you say or do? .	53
108	You are at a party at someone's house, and one of your friends offers you a drink containing alcohol. What would you say or do?	54
109	It's 8:00 on a weeknight and you are about to go over to a friend's home when your mother asks you where you are going. You say 'Oh, just going to go hang out with some friends.' She says, 'No, you'll just get into trouble if you go out. Stay home tonight.' What would you do now?	54
110	How often do you attend religious services or activities?	54

111	I do the opposite of what people tell me, just to get them mad. . . .	55
112	I like to see how much I can get away with.	55
113	I ignore rules that get in my way.	55
114	I think sometimes it's okay to cheat at school.	56
115	It is important to think before you act.	56
116	Sometimes I think that life is not worth it.	56
117	At times I think I am no good at all.	57
118	All in all, I am inclined to think that I am a failure.	57
119	In the past year, have you felt depressed or sad MOST days, even if you felt okay sometimes?	57
120	It is all right to beat up people if they start the fight.	58
121	I think it is okay to take something without asking if you can get away with it.	58
122	Sometimes we don't know what we will do as adults, but we may have an idea. Please answer how true these statements may be for you. WHEN I AM AN ADULT I WILL: smoke cigarettes.	58
123	Sometimes we don't know what we will do as adults, but we may have an idea. Please answer how true these statements may be for you. WHEN I AM AN ADULT I WILL: drink beer, wine, or liquor.	59
124	Sometimes we don't know what we will do as adults, but we may have an idea. Please answer how true these statements may be for you. WHEN I AM AN ADULT I WILL: smoke marijuana.	59
125	Sometimes we don't know what we will do as adults, but we may have an idea. Please answer how true these statements may be for you. WHEN I AM AN ADULT I WILL: use LSD, cocaine, amphetamines or another illegal drug.	59
126	How much do you think people risk harming themselves (physically or in other ways) if they: smoked one or more packs of cigarettes per day?	60
127	How much do you think people risk harming themselves (physically or in other ways) if they: try marijuana once or twice?	60
128	How much do you think people risk harming themselves (physically or in other ways) if they: smoke marijuana regularly?	60
129	How much do you think people risk harming themselves (physically or in other ways) if they: take one or two drinks of an alcoholic beverage (beer, wine, liquor) nearly every day?	61
130	How much do you think people risk harming themselves (physically or in other ways) if they: have five or more drinks once or twice each weekend?	61
131	Have you ever used smokeless tobacco (chew, snuff, plug, dipping tobacco, or chewing tobacco)?	61
132	How often have you taken smokeless tobacco during the past 30 days?	62
133	Have you ever smoked cigarettes?	62
134	How frequently have you smoked cigarettes during the past 30 days?	62

135	Which statement best describes rules about smoking inside your home?	63
136	Which statement best describes rules about smoking in your family cars?	63
137	During this school year, were you taught in any of your classes about the dangers of tobacco use?	64
138	During the past 12 months, have you participated in any community activities to discourage people your age from using cigarettes, chewing tobacco, snuff, dip or cigars?	64
139	On how many occasions have you had alcoholic beverages (beer, wine or hard liquor) to drink in your lifetime - more than just a few sips?	64
140	On how many occasions have you had beer, wine or hard liquor to drink during the past 30 days?	65
141	On how many occasions have you used marijuana (grass, pot) or hashish (hash, hash oil) in your lifetime?	65
142	On how many occasions have you used marijuana (grass, pot) or hashish (hash, hash oil) during the past 30 days?	65
143	On how many occasions have you used LSD or other psychedelics in your lifetime?	66
144	On how many occasions have you used LSD or other psychedelics during the past 30 days?	66
145	On how many occasions have you used cocaine or crack in your lifetime?	66
146	On how many occasions have you used cocaine or crack during the past 30 days?	67
147	On how many occasions have you sniffed glue, breathed the contents of an aerosol spray can, or inhaled other gases or sprays, in order to get high in your lifetime?	67
148	On how many occasions have you sniffed glue, breathed the contents of an aerosol spray can, or inhaled other gases or sprays, in order to get high during the past 30 days?	68
149	On how many occasions have you used phenoxydine (pox, px, breeze) in your lifetime?	68
150	On how many occasions have you used phenoxydine (pox, px, breeze) during the past 30 days?	69
151	On how many occasions have you used sedatives (tranquilizers, such as Valium or Xanax, barbiturates, or sleeping pills) without a doctor telling you to take them, in your lifetime?	69
152	On how many occasions have you used sedatives (tranquilizers, such as Valium or Xanax, barbiturates, or sleeping pills) without a doctor telling you to take them, during the past 30 days?	70
153	On how many occasions have you used methamphetamines (meth, speed, crank, crystal meth) in your lifetime?	70

154	On how many occasions have you used methamphetamines (meth, speed, crank, crystal meth) in the past 30 days?	71
155	On how many occasions have you used stimulants, other than Methamphetamines (such as amphetamines, Ritalin or Dexedrine) without a doctor telling you to take them, in your lifetime?	71
156	On how many occasions have you used stimulants, other than Methamphetamines (such as amphetamines, Ritalin or Dexedrine) without a doctor telling you to take them, during the past 30 days?	72
157	On how many occasions have you used heroin or other opiates in your lifetime?	72
158	On how many occasions have you used heroin or other opiates during the past 30 days?	73
159	On how many occasions have you used MDMA ('X', 'E', or ecstasy) in your lifetime?	73
160	On how many occasions have you used MDMA ('X', 'E', or ecstasy) during the past 30 days?	73
161	On how many occasions have you taken prescription drugs (such as Valium, Xanax, Ritalin, Adderall, OxyContin, Darvocet, or sleeping pills) on your own-that is, without a doctor telling you to take them in your lifetime?	74
162	On how many occasions have you taken prescription drugs (such as Valium, Xanax, Ritalin, Adderall, OxyContin, Darvocet, or sleeping pills) on your own-that is, without a doctor telling you to take them during the past 30 days?	74
163	On how many occasions have you taken non-prescription medicines such as diet pills (for example, Dietac, Dexatrim or Prolamine), stay-awake pills (for example No-Doz, Vivarin, or Wake), or cough or cold medicines (robos, DXM, etc.) to get high in your lifetime?	75
164	On how many occasions have you taken non-prescription medicines such as diet pills (for example, Dietac, Dexatrim or Prolamine), stay-awake pills (for example No-Doz, Vivarin, or Wake), or cough or cold medicines (robos, DXM, etc.) to get high during the past 30 days?	75
165	On how many occasions have you been drunk or very high from drinking alcoholic beverages during the past 30 days?	76
166	On how many occasions have you drunk flavored alcoholic beverages, sometimes called 'alcopops' (like Mike's Hard Lemonade, Smirnoff Ice, Bacardi Breezers, etc.) in your lifetime?	76
167	On how many occasions have you drunk flavored alcoholic beverages, sometimes called 'alcopops' (like Mike's Hard Lemonade, Smirnoff Ice, Bacardi Breezers, etc.) during the past 30 days?	77
168	Think back over the last two weeks. How many times have you had five or more alcoholic drinks in a row?	77
169	During the past 30 days, how many times did you ride in a car or other vehicle driven by someone who had been drinking alcohol?	77

170	During the past 30 days, how many times did you drive a car or other vehicle when you had been drinking alcohol?	78
171	If you drank alcohol (not just a sip or taste) in the past year, how did you usually get it?	78
172	If you drank alcohol (not just a sip or taste) in the past year, where did you usually drink it?	79
173	During the last month, about how many marijuana cigarettes, or the equivalent, did you smoke a day, on the average?	79
174	How wrong would most adults (over 21) in your neighborhood think it is for kids your age: to use marijuana?	80
175	How wrong would most adults (over 21) in your neighborhood think it is for kids your age: to drink alcohol?	80
176	How wrong would most adults (over 21) in your neighborhood think it is for kids your age: to smoke cigarettes?	80
177	How much do each of the following statements describe your neighborhood? crime and/or drug selling	81
178	How much do each of the following statements describe your neighborhood? fights	81
179	How much do each of the following statements describe your neighborhood? lots of empty or abandoned buildings	81
180	How much do each of the following statements describe your neighborhood? lots of graffiti	82
181	If I had to move, I would miss the neighborhood I now live in.	82
182	My neighbors notice when I am doing a good job and let me know about it.	82
183	I like my neighborhood.	83
184	There are lots of adults in my neighborhood I could talk to about something important.	83
185	I'd like to get out of my neighborhood.	83
186	There are people in my neighborhood who are proud of me when I do something well.	84
187	There are people in my neighborhood who encourage me to do my best.	84
188	I feel safe in my neighborhood.	84
189	Which of the following activities for people your age are available in your community? sports teams?	85
190	Which of the following activities for people your age are available in your community? scouting?	85
191	Which of the following activities for people your age are available in your community? boys and girls clubs?	85
192	Which of the following activities for people your age are available in your community? 4-H clubs?	85
193	Which of the following activities for people your age are available in your community? service clubs?	86

194	If a kid smoked marijuana in your neighborhood would he or she be caught by the police?	86
195	If a kid drank some beer, wine or hard liquor (for example, vodka, whiskey, or gin) in your neighborhood would he or she be caught by the police?	86
196	If a kid carried a handgun in your neighborhood would he or she be caught by the police?	87
197	If you wanted to get some cigarettes, how easy would it be for you to get some?	87
198	If you wanted to get some beer, wine or hard liquor (for example, vodka, whiskey, or gin), how easy would it be for you to get some?	87
199	If you wanted to get a drug like cocaine, LSD, or amphetamines, how easy would it be for you to get some?	88
200	If you wanted to get a handgun, how easy would it be for you to get one?	88
201	If you wanted to get some marijuana, how easy would it be for you to get some?	88
202	During the past 12 months, have you participated in any alcohol prevention programs or seen any alcohol prevention messages in your school or community? Yes, a school-based program focused on preventing underage drinking and/or drinking and driving.	89
203	During the past 12 months, have you participated in any alcohol prevention programs or seen any alcohol prevention messages in your school or community? Yes, a community-based program focused on preventing underage drinking and/or drinking and driving (for example, through your church or temple or through youth groups like Boys and Girls Club or 4-H).	89
204	During the past 12 months, have you participated in any alcohol prevention programs or seen any alcohol prevention messages in your school or community? Yes, a media campaign addressing underage drinking and/or drinking and driving (for example, newspaper ads, posters, pamphlets, radio, TV).	89
205	During the past 12 months, have you participated in any alcohol prevention programs or seen any alcohol prevention messages in your school or community? No	89
206	How wrong do your parents feel it would be for YOU to: drink beer, wine or hard liquor (for example, vodka, whiskey or gin) regularly?	90
207	How wrong do your parents feel it would be for YOU to: smoke cigarettes?	90
208	How wrong do your parents feel it would be for YOU to: smoke marijuana?	90
209	How wrong do your parents feel it would be for YOU to: steal something worth more than \$5?	91

210	How wrong do your parents feel it would be for YOU to: draw graffiti, write things, or draw pictures on buildings or other property (without the owner's permission)?	91
211	How wrong do your parents feel it would be for YOU to: pick a fight with someone?	91
212	During the past 12 months, have you talked with at least one of your parents about the dangers of underage drinking and/or drinking and driving? By parents, we mean either your biological parents, adoptive parents, stepparents, or adult guardians - whether or not they live with you.	92
213	Have any of your brothers or sisters ever: drunk beer, wine or hard liquor (for example, vodka, whiskey or gin)?	92
214	Have any of your brothers or sisters ever: smoked marijuana?	92
215	Have any of your brothers or sisters ever: smoked cigarettes?	92
216	Have any of your brothers or sisters ever: taken a handgun to school?	93
217	Have any of your brothers or sisters ever: been suspended or expelled from school?	93
218	The rules in my family are clear.	93
219	People in my family often insult or yell at each other.	94
220	When I am not at home, one of my parents knows where I am and who I am with.	94
221	We argue about the same things in my family over and over.	94
222	If you drank some beer or wine or liquor (for example, vodka, whiskey, or gin) without your parents' permission, would you be caught by your parents?	95
223	My family has clear rules about alcohol and drug use.	95
224	If you carried a handgun without your parents' permission, would you be caught by your parents?	95
225	If you skipped school would you be caught by your parents?	96
226	Do you feel very close to your mother?	96
227	Do you share your thoughts and feelings with your mother?	96
228	My parents ask me what I think before most family decisions affecting me are made.	97
229	Do you share your thoughts and feelings with your father?	97
230	Do you enjoy spending time with your mother?	97
231	Do you enjoy spending time with your father?	98
232	If I had a personal problem, I could ask my mom or dad for help.	98
233	Do you feel very close to your father?	98
234	My parents give me lots of chances to do fun things with them.	99
235	My parents ask if I've gotten my homework done.	99
236	People in my family have serious arguments.	99
237	Would your parents know if you did not come home on time?	100
238	It is important to be honest with your parents, even if they become upset or you get punished.	100

239	My parents notice when I am doing a good job and let me know about it.	100
240	How often do your parents tell you they're proud of you for something you've done?	101
241	How many brothers and sisters, including stepbrothers and sisters, do you have that are younger than you?	101
242	How many brothers and sisters, including stepbrothers and sisters, do you have that are older than you?	101
243	Have you changed homes in the past year (the last 12 months)?	102
244	How many times have you changed homes since kindergarten?	102
245	Have you changed schools (including changing from elementary to middle and middle to high school) in the past year?	102
246	How many times have you changed schools since kindergarten (including changing from elementary to middle and middle to high school)?	103
247	Has anyone in your family ever had severe alcohol or drug problems?	103
248	About how many adults (over 21) have you known personally who in the past year have: used marijuana, crack, cocaine, or other drugs?	103
249	About how many adults (over 21) have you known personally who in the past year have: sold or dealt drugs?	104
250	About how many adults (over 21) have you known personally who in the past year have: done other things that could get them in trouble with the police, like stealing, selling stolen goods, mugging or assaulting others, etc.?	104
251	About how many adults (over 21) have you known personally who in the past year have: gotten drunk or high?	104
252	Have you seen or heard information about underage drinking in the past 12 months from the following sources? Radio	105
253	Have you seen or heard information about underage drinking in the past 12 months from the following sources? TV.	105
254	Have you seen or heard information about underage drinking in the past 12 months from the following sources? Print. This includes information on underage drinking you may have seen in the newspaper, on a billboard, in pamphlets, on stickers, etc.	105
255	Have you seen or heard information about underage drinking in the past 12 months from the following sources? Website or social media? (Facebook, Myspace, website, etc.)	105
256	The next questions ask about your opinions of the information you saw or heard. If you have seen or heard more than one ad, please think about your favorite ad when answering these questions. The information about underage drinking that I saw or heard was convincing.	106

257	The next questions ask about your opinions of the information you saw or heard. If you have seen or heard more than one ad, please think about your favorite ad when answering these questions. The information about underage drinking that I saw or heard grabbed my attention.	106
258	The next questions ask about your opinions of the information you saw or heard. If you have seen or heard more than one ad, please think about your favorite ad when answering these questions. The information about underage drinking that I saw or heard said something important to me.	106
259	The next questions ask about your opinions of the information you saw or heard. If you have seen or heard more than one ad, please think about your favorite ad when answering these questions. Seeing or hearing this information about underage drinking made me want to stop or decrease my drinking.	107
260	How honest were you in filling out this survey?	107

List of Figures

1	Grade Chart	12
2	Gender Chart	13
3	Age Chart	14
4	Ethnic Origin Chart	15

1 INTRODUCTION

This report was generated from data collected on the *2010 Arkansas Prevention Needs Assessment Student Survey*. This report contains basic frequency tables of all data collected and graphs on the selected demographic variables of grade, gender, age and ethnic origin. The graph on ethnic origin is represented as a bar chart rather than as a pie chart. This is because students were allowed to mark more than one response for ethnic origin as opposed to being allowed to mark only one response. The bars represent the percent of students who marked each of the ethnic categories.

Questions regarding the information found in this report can be directed to:

Pride Surveys

160 Vanderbilt Court
Bowling Green, KY 42103
1-800-279-6361
www.pridesurveys.com

Grade Chart

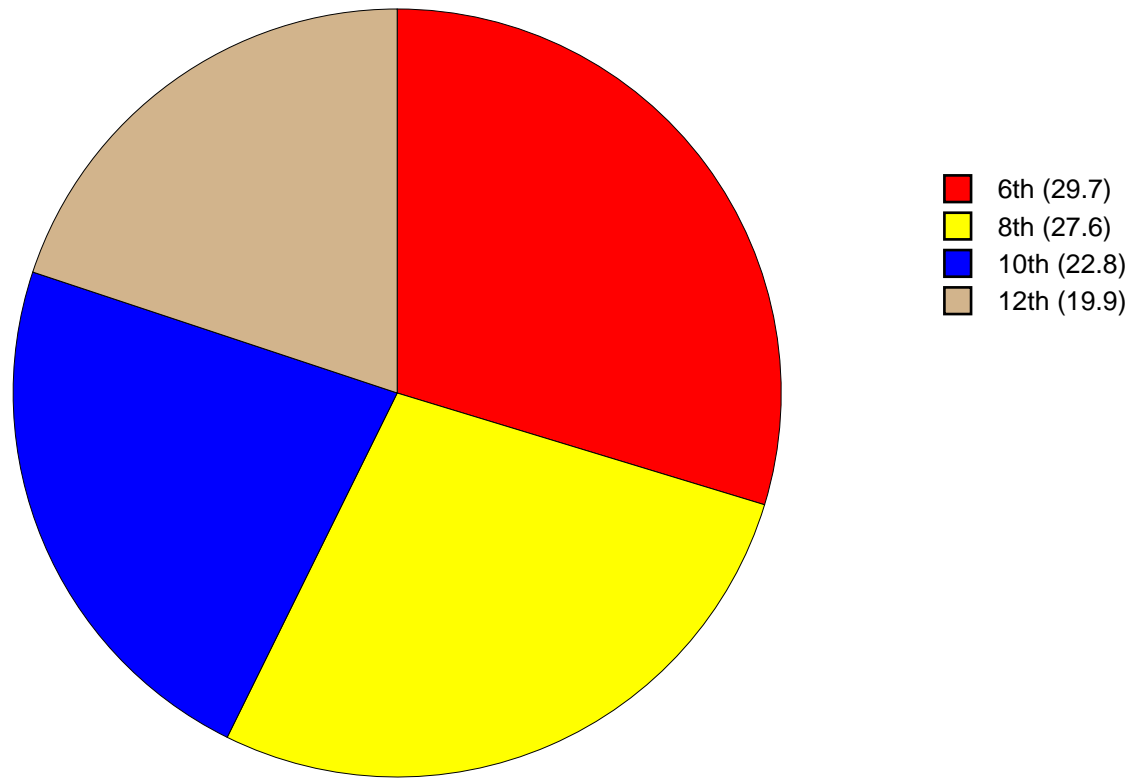


Figure 1: Grade Chart

Gender Chart

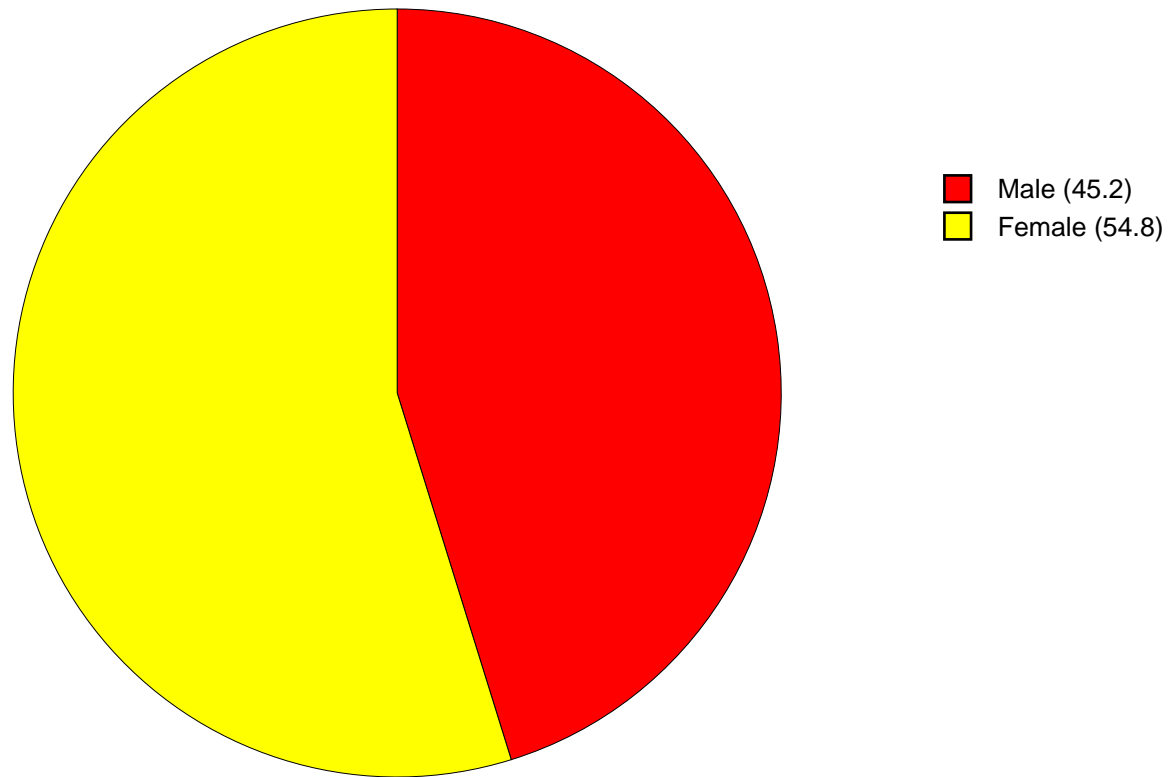


Figure 2: Gender Chart

Age Chart

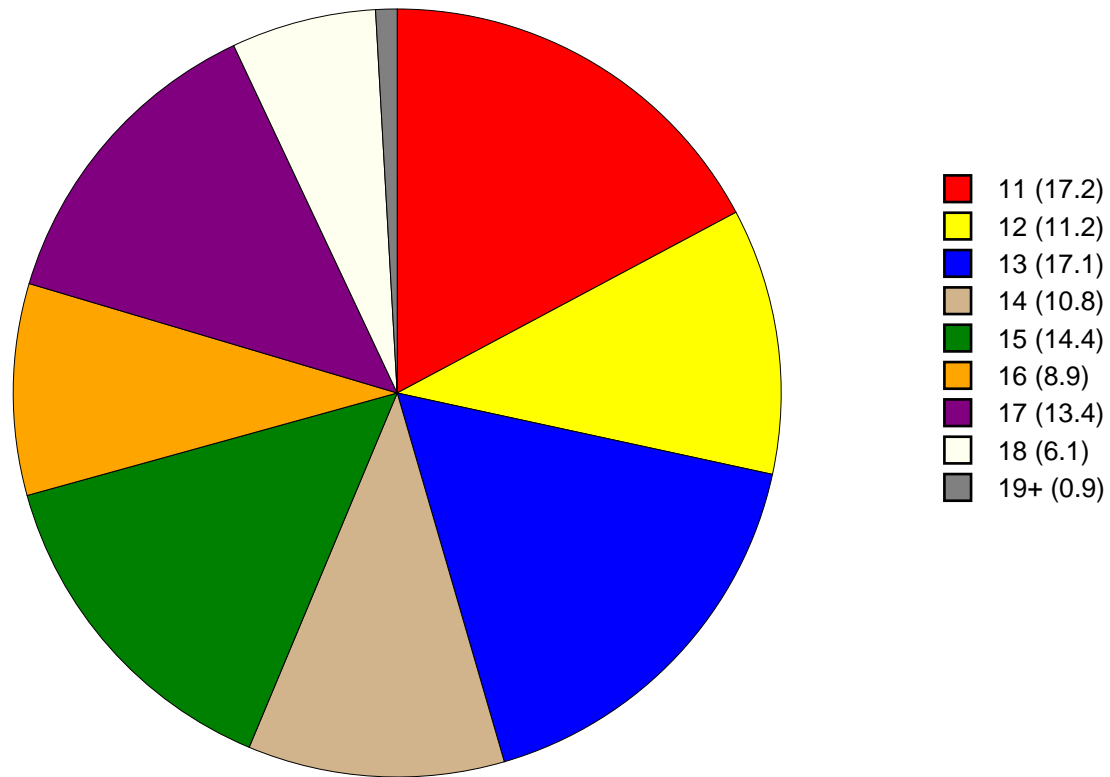


Figure 3: Age Chart

Ethnic Origin Chart

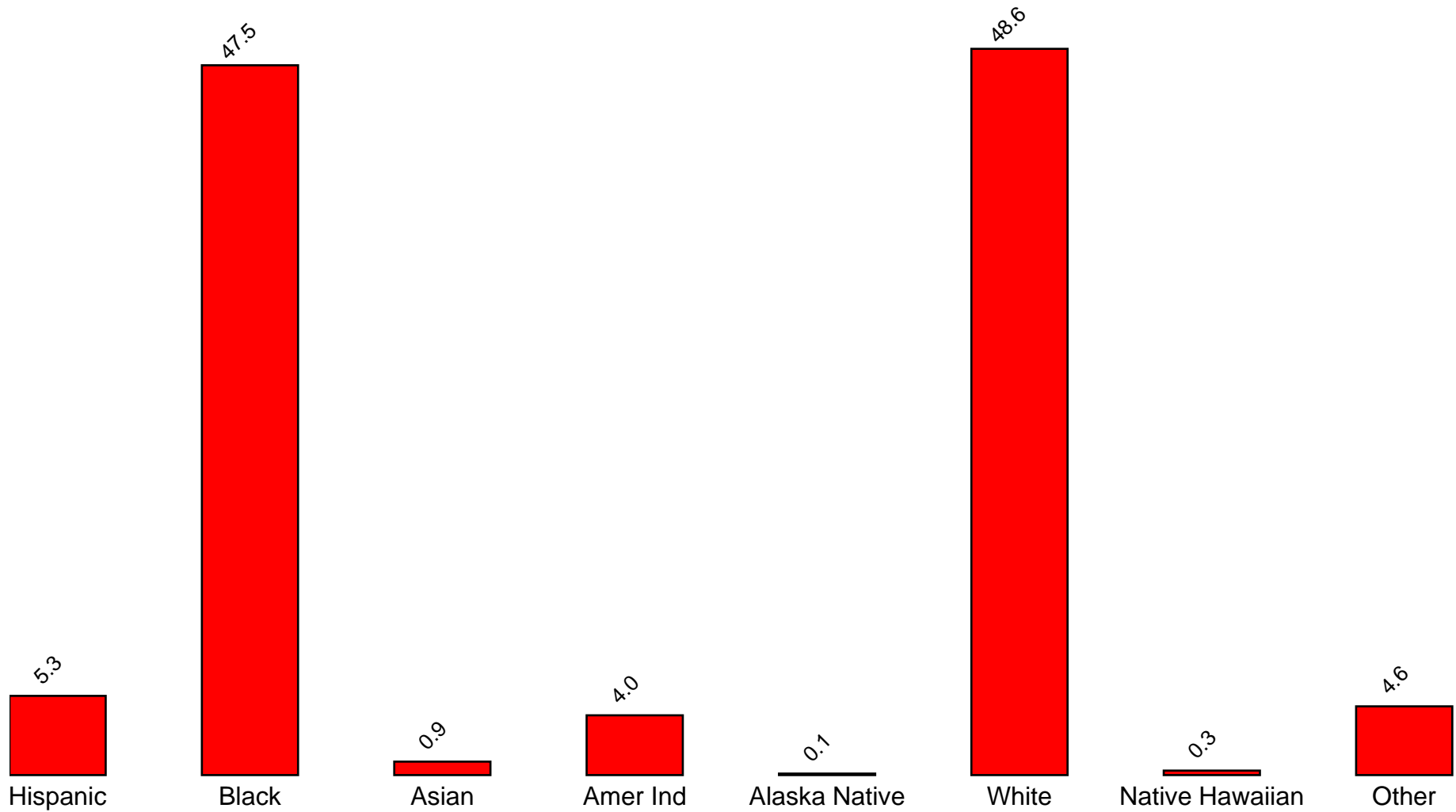


Figure 4: Ethnic Origin Chart

2 PERCENTAGE TABLES

The following tables contain frequency distribution detailing how your students responded to each question on the survey. The tables appear in the same order as the questions on the survey. The tables include breakdowns by grade level as well as overall percentages. The *N of Valid* row is a frequency count of the number of valid responses to each question for each grade and overall. The *N of Miss* row is a frequency count of the number of invalid (marked more than one response) or missing (i.e. did not respond) responses to each question for each grade and overall.

For the questions that allowed more than one response (i.e. race, live with, etc.) each response becomes a separate table. If a student did not mark the response, that was counted as a NO response, and if they did mark the response, that was counted as a YES response. Since a non response is a valid response for these questions, the *N of Miss* will always be zero for these questions.

Table 1: Sex



Response	6	8	10	12	Total	
Male	42.5	49.3	42.1	47.3	45.2	
Female	57.5	50.7	57.9	52.7	54.8	
N of Valid	511	479	394	347	1731	
N of Miss	10	5	6	2	23	

Table 2: Age










Response	6	8	10	12	Total	
10 or younger	0.0	0.0	0.0	0.0	0.0	
11	58.0	0.0	0.0	0.0	17.2	
12	37.6	0.0	0.0	0.0	11.2	
13	4.4	57.1	0.0	0.0	17.1	
14	0.0	38.9	0.0	0.0	10.8	
15	0.0	3.7	59.1	0.0	14.4	
16	0.0	0.2	37.9	1.1	8.9	
17	0.0	0.0	2.5	64.4	13.4	
18	0.0	0.0	0.5	30.2	6.1	
19 or older	0.0	0.0	0.0	4.3	0.9	
N of Valid	519	483	396	348	1746	
N of Miss	2	1	4	1	6	

Table 3: Are you Hispanic or Latino?



Response	6	8	10	12	Total	
No	95.7	93.6	95.0	94.4	94.7	
Yes	4.3	6.4	5.0	5.6	5.3	
N of Valid	485	467	381	341	1674	
N of Miss	36	17	19	8	80	

Table 4: What is your race? Black or African American



Response	6	8	10	12	Total	
No	52.2	52.1	53.5	52.1	52.5	
Yes	47.8	47.9	46.5	47.9	47.5	
N of Valid	521	484	400	349	1754	
N of Miss	0	0	0	0	0	

Table 5: What is your race? Asian



Response	6	8	10	12	Total	
No	99.0	99.0	98.8	99.7	99.1	
Yes	1.0	1.0	1.3	0.3	0.9	
N of Valid	521	484	400	349	1754	
N of Miss	0	0	0	0	0	

Table 6: What is your race? American Indian



Response	6	8	10	12	Total	
No	94.2	95.5	97.5	97.7	96.0	
Yes	5.8	4.5	2.5	2.3	4.0	
N of Valid	521	484	400	349	1754	
N of Miss	0	0	0	0	0	

Table 7: What is your race? Alaska Native



Response	6	8	10	12	Total	
No	99.8	100.0	100.0	100.0	99.9	
Yes	0.2	0.0	0.0	0.0	0.1	
N of Valid	521	484	400	349	1754	
N of Miss	0	0	0	0	0	

Table 8: What is your race? White



Response	6	8	10	12	Total	
No	51.2	51.9	50.7	51.6	51.4	
Yes	48.8	48.1	49.3	48.4	48.6	
N of Valid	521	484	400	349	1754	
N of Miss	0	0	0	0	0	

Table 9: What is your race? Native Hawaiian or Other Pacific Islander



Response	6	8	10	12	Total	
No	100.0	99.4	99.5	100.0	99.7	
Yes	0.0	0.6	0.5	0.0	0.3	
N of Valid	521	484	400	349	1754	
N of Miss	0	0	0	0	0	

Table 10: What is your race? Other



Response	6	8	10	12	Total	
No	94.8	95.0	95.8	96.6	95.4	
Yes	5.2	5.0	4.3	3.4	4.6	
N of Valid	521	484	400	349	1754	
N of Miss	0	0	0	0	0	

Table 11: What is the highest level of schooling completed by your mother or father?









Response	6	8	10	12	Total	
Completed grade school or less	2.6	1.7	1.5	2.1	2.0	
Some high school	4.1	8.6	12.1	15.8	9.6	
Completed high school	17.0	18.9	23.5	29.0	21.5	
Some college	12.2	13.7	17.7	17.3	14.9	
Completed college	24.5	23.2	22.0	23.8	23.4	
Graduate or professional school after college	4.7	7.8	7.3	4.4	6.1	
Don't know	34.5	24.0	14.1	7.0	21.3	
Does not apply	0.4	2.1	1.8	0.6	1.2	
N of Valid	493	475	396	341	1705	
N of Miss	19	5	3	1	28	

Table 12: Think of where you live most of the time. Which of the following people live there with you? Mother



Response	6	8	10	12	Total	
No	12.5	14.3	17.0	20.3	15.6	
Yes	87.5	85.7	83.0	79.7	84.4	
N of Valid	521	484	400	349	1754	
N of Miss	0	0	0	0	0	

Table 13: Think of where you live most of the time. Which of the following people live there with you? Stepmother



Response	6	8	10	12	Total	
No	94.2	94.0	93.5	95.7	94.3	
Yes	5.8	6.0	6.5	4.3	5.7	
N of Valid	521	484	400	349	1754	
N of Miss	0	0	0	0	0	

Table 14: Think of where you live most of the time. Which of the following people live there with you? Foster Mother



Response	6	8	10	12	Total	
No	100.0	100.0	100.0	99.4	99.9	
Yes	0.0	0.0	0.0	0.6	0.1	
N of Valid	521	484	400	349	1754	
N of Miss	0	0	0	0	0	

Table 15: Think of where you live most of the time. Which of the following people live there with you? Grandmother



Response	6	8	10	12	Total	
No	82.5	83.3	86.8	89.4	85.1	
Yes	17.5	16.7	13.3	10.6	14.9	
N of Valid	521	484	400	349	1754	
N of Miss	0	0	0	0	0	

Table 16: Think of where you live most of the time. Which of the following people live there with you? Aunt



Response	6	8	10	12	Total	
No	92.5	93.4	93.5	96.0	93.7	
Yes	7.5	6.6	6.5	4.0	6.3	
N of Valid	521	484	400	349	1754	
N of Miss	0	0	0	0	0	

Table 17: Think of where you live most of the time. Which of the following people live there with you? Father



Response	6	8	10	12	Total	
No	53.0	56.0	55.5	58.5	55.5	
Yes	47.0	44.0	44.5	41.5	44.5	
N of Valid	521	484	400	349	1754	
N of Miss	0	0	0	0	0	

Table 18: Think of where you live most of the time. Which of the following people live there with you? Stepfather



Response	6	8	10	12	Total	
No	79.8	79.8	84.3	83.1	81.5	
Yes	20.2	20.2	15.8	16.9	18.5	
N of Valid	521	484	400	349	1754	
N of Miss	0	0	0	0	0	

Table 19: Think of where you live most of the time. Which of the following people live there with you? Foster Father



Response	6	8	10	12	Total	
No	99.8	99.8	100.0	99.4	99.8	
Yes	0.2	0.2	0.0	0.6	0.2	
N of Valid	521	484	400	349	1754	
N of Miss	0	0	0	0	0	

Table 20: Think of where you live most of the time. Which of the following people live there with you? Grandfather



Response	6	8	10	12	Total	
No	90.6	93.4	95.5	96.6	93.7	
Yes	9.4	6.6	4.5	3.4	6.3	
N of Valid	521	484	400	349	1754	
N of Miss	0	0	0	0	0	

Table 21: Think of where you live most of the time. Which of the following people live there with you? Uncle



Response	6	8	10	12	Total	
No	91.6	94.4	95.8	96.6	94.3	
Yes	8.4	5.6	4.3	3.4	5.7	
N of Valid	521	484	400	349	1754	
N of Miss	0	0	0	0	0	

Table 22: Think of where you live most of the time. Which of the following people live there with you? Other Adults

Response	6	8	10	12	Total	
No	98.5	98.6	97.8	97.7	98.2	
Yes	1.5	1.4	2.3	2.3	1.8	
N of Valid	521	484	400	349	1754	
N of Miss	0	0	0	0	0	

Table 23: Think of where you live most of the time. Which of the following people live there with you? Brother(s)

Response	6	8	10	12	Total	
No	48.2	51.9	58.0	64.5	54.7	
Yes	51.8	48.1	42.0	35.5	45.3	
N of Valid	521	484	400	349	1754	
N of Miss	0	0	0	0	0	

Table 24: Think of where you live most of the time. Which of the following people live there with you? Stepbrother(s)

Response	6	8	10	12	Total	
No	94.4	95.9	96.3	97.4	95.8	
Yes	5.6	4.1	3.8	2.6	4.2	
N of Valid	521	484	400	349	1754	
N of Miss	0	0	0	0	0	

Table 25: Think of where you live most of the time. Which of the following people live there with you? Sister(s)

Response	6	8	10	12	Total	
No	54.3	54.5	58.0	63.6	57.1	
Yes	45.7	45.5	42.0	36.4	42.9	
N of Valid	521	484	400	349	1754	
N of Miss	0	0	0	0	0	

Table 26: Think of where you live most of the time. Which of the following people live there with you? Stepsister(s)

Response	6	8	10	12	Total	
No	95.2	96.3	96.8	96.0	96.0	
Yes	4.8	3.7	3.3	4.0	4.0	
N of Valid	521	484	400	349	1754	
N of Miss	0	0	0	0	0	

Table 27: Think of where you live most of the time. Which of the following people live there with you? Other Children

Response	6	8	10	12	Total	
No	93.5	93.6	92.5	92.6	93.1	
Yes	6.5	6.4	7.5	7.4	6.9	
N of Valid	521	484	400	349	1754	
N of Miss	0	0	0	0	0	

Table 28: In my school, students have lots of chances to help decide things like class activities and rules.

Response	6	8	10	12	Total	
NO!	25.3	23.6	21.2	25.6	23.9	
no	32.3	36.0	33.2	25.9	32.3	
yes	33.5	34.5	38.5	42.1	36.6	
YES!	9.0	5.9	7.1	6.5	7.2	
N of Valid	502	475	397	340	1714	
N of Miss	19	8	3	9	39	

Table 29: Teachers ask me to work on special classroom projects.

Response	6	8	10	12	Total	
NO!	9.9	7.6	7.0	12.0	9.0	
no	30.0	34.0	37.4	35.5	33.9	
yes	43.7	44.3	45.7	45.2	44.6	
YES!	16.4	14.1	9.8	7.3	12.4	
N of Valid	506	476	398	341	1721	
N of Miss	15	8	2	8	33	

Table 30: My teacher(s) notices when I am doing a good job and lets me know about it.

Response	6	8	10	12	Total
NO!	4.7	7.8	8.0	9.2	7.2
no	9.4	18.2	19.3	19.8	16.2
yes	45.7	43.3	48.2	51.5	46.8
YES!	40.2	30.7	24.4	19.5	29.9
N of Valid	512	473	398	338	1721
N of Miss	7	11	1	11	30

Table 31: There are lots of chances for students in my school to get involved in sports, clubs, and other school activities outside of class.

Response	6	8	10	12	Total
NO!	7.6	4.6	3.0	3.2	4.9
no	10.4	7.0	9.3	7.6	8.6
yes	35.5	36.5	38.8	43.3	38.1
YES!	46.5	51.9	48.9	45.9	48.4
N of Valid	510	474	399	342	1725
N of Miss	11	10	1	7	29

Table 32: There are lots of chances for students in my school to talk with a teacher one-on-one.

Response	6	8	10	12	Total
NO!	4.7	6.1	6.5	8.8	6.3
no	14.6	17.5	25.9	23.8	19.8
yes	43.1	52.2	47.7	51.9	48.4
YES!	37.5	24.1	19.8	15.5	25.4
N of Valid	506	473	398	341	1718
N of Miss	13	11	2	8	34

Table 33: I feel safe at my school.





Response	6	8	10	12	Total	
NO!	10.4	13.3	14.1	12.6	12.5	
no	11.0	19.0	21.5	17.9	17.0	
yes	38.2	43.5	49.7	47.9	44.2	
YES!	40.4	24.3	14.6	21.5	26.3	
N of Valid	510	474	396	340	1720	
N of Miss	10	9	2	9	30	

Table 34: The school lets my parents know when I have done something well.





Response	6	8	10	12	Total	
NO!	13.5	20.6	23.7	34.6	22.0	
no	21.2	36.6	44.1	37.9	34.1	
yes	37.9	31.7	24.2	19.8	29.4	
YES!	27.4	11.1	8.1	7.7	14.5	
N of Valid	504	476	397	338	1715	
N of Miss	17	8	3	11	39	

Table 35: My teachers praise me when I work hard in school.





Response	6	8	10	12	Total	
NO!	13.7	17.9	19.1	17.8	16.9	
no	24.1	35.4	34.1	38.0	32.3	
yes	40.0	32.8	36.9	37.7	36.9	
YES!	22.1	13.9	9.9	6.4	13.9	
N of Valid	502	475	393	342	1712	
N of Miss	17	9	6	7	39	

Table 36: Are your school grades better than the grades of most students in your class?

Response	6	8	10	12	Total
NO!	8.5	7.6	7.8	5.0	7.4
no	29.8	24.8	21.2	21.2	24.7
yes	39.5	49.4	51.6	50.1	47.1
YES!	22.1	18.3	19.4	23.6	20.7
N of Valid	506	476	397	339	1718
N of Miss	15	8	2	10	35

Table 37: I have lots of chances to be part of class discussions or activities.

Response	6	8	10	12	Total
NO!	7.7	3.8	4.8	4.4	5.3
no	14.3	16.9	17.3	16.4	16.1
yes	46.4	52.6	58.5	59.1	53.4
YES!	31.6	26.6	19.5	20.2	25.2
N of Valid	509	473	400	342	1724
N of Miss	12	11	0	7	30

Table 38: Now thinking back over the past year in school, how often did you: enjoy being in school?

Response	6	8	10	12	Total
Never	8.4	8.7	8.8	8.7	8.7
Seldom	5.8	6.6	11.8	14.0	9.1
Sometimes	41.2	50.2	47.4	40.5	45.0
Often	23.5	21.6	20.9	27.1	23.1
Almost always	21.1	12.9	11.1	9.6	14.2
N of Valid	498	482	397	343	1720
N of Miss	21	2	2	6	31

Table 39: Now thinking back over the past year in school, how often did you: hate being in school?






Response	6	8	10	12	Total	
Never	20.8	11.0	5.3	5.9	11.5	
Seldom	18.5	22.1	16.9	24.5	20.3	
Sometimes	37.7	36.0	40.8	29.2	36.3	
Often	11.8	18.5	25.2	26.8	19.8	
Almost always	11.2	12.3	11.8	13.6	12.1	
N of Valid	491	480	397	339	1707	
N of Miss	27	4	3	9	43	

Table 40: Now thinking back over the past year in school, how often did you: try to do your best work in school?






Response	6	8	10	12	Total	
Never	0.8	1.3	0.8	0.9	0.9	
Seldom	0.2	1.9	2.0	3.3	1.7	
Sometimes	4.4	10.3	12.7	14.5	10.0	
Often	15.2	28.8	29.0	31.4	25.4	
Almost always	79.4	57.8	55.5	50.0	62.0	
N of Valid	495	476	393	338	1702	
N of Miss	24	8	7	11	50	

Table 41: How often do you feel that the school work you are assigned is meaningful and important?






Response	6	8	10	12	Total	
Never	4.8	4.4	7.1	8.6	5.9	
Seldom	6.2	14.0	15.0	17.1	12.5	
Sometimes	17.5	29.7	33.8	34.8	28.0	
Often	30.6	26.8	27.7	26.0	27.9	
Almost always	41.1	25.1	16.5	13.6	25.5	
N of Valid	504	478	394	339	1715	
N of Miss	17	6	6	10	39	

Table 42: Putting them all together, what were your grades like last year?

Response	6	8	10	12	Total	
Mostly F's	2.1	1.3	2.1	1.2	1.7	
Mostly D's	1.9	6.7	6.3	3.3	4.5	
Mostly C's	13.3	26.2	24.7	22.6	21.5	
Mostly B's	37.3	38.5	43.2	46.4	40.9	
Mostly A's	45.3	27.3	23.7	26.5	31.4	
N of Valid	472	462	384	336	1654	
N of Miss	7	1	2	7	17	

Table 43: How important do you think the things you are learning in school are going to be for your later life?

Response	6	8	10	12	Total	
Very important	71.9	47.8	29.6	23.8	46.0	
Quite important	16.1	24.2	21.5	24.1	21.2	
Fairly important	6.5	19.7	28.4	32.1	20.2	
Slightly important	4.3	7.0	16.7	16.2	10.2	
Not at all important	1.2	1.2	3.8	3.8	2.3	
N of Valid	509	483	395	340	1727	
N of Miss	11	1	5	9	26	

Table 44: How interesting are most of your courses to you?

Response	6	8	10	12	Total	
Very interesting and stimulating	27.1	14.3	10.1	9.2	16.0	
Quite interesting	36.6	29.5	24.7	25.1	29.6	
Fairly interesting	22.8	33.0	40.3	34.6	32.1	
Slightly dull	8.7	16.4	16.1	22.8	15.4	
Very dull	4.8	6.8	8.8	8.3	7.0	
N of Valid	495	482	397	338	1712	
N of Miss	25	2	3	11	41	

Table 45: During the LAST FOUR WEEKS how many whole days of school have you missed because you skipped or 'cut'?








Response	6	8	10	12	Total	
None	77.7	75.8	74.8	54.3	71.9	
1	8.4	6.8	9.1	19.2	10.2	
2	6.7	6.2	4.3	8.3	6.3	
3	3.9	3.9	4.0	7.7	4.7	
4-5	2.3	4.3	3.8	8.0	4.3	
6-10	0.8	1.2	2.5	1.2	1.4	
11 or more	0.2	1.7	1.5	1.5	1.2	
N of Valid	511	484	397	339	1731	
N of Miss	10	0	2	9	21	

Table 46: What are the chances you would be seen as cool if you: smoked cigarettes?






Response	6	8	10	12	Total	
No or very little chance	92.5	75.0	69.2	66.6	77.0	
Little chance	3.1	12.6	12.4	17.2	10.7	
Some chance	1.6	7.1	11.1	9.2	6.9	
Pretty good chance	1.4	3.4	4.5	3.8	3.2	
Very good chance	1.4	1.9	2.8	3.3	2.2	
N of Valid	491	476	396	338	1701	
N of Miss	29	4	4	11	48	

Table 47: What are the chances you would be seen as cool if you: worked hard at school?






Response	6	8	10	12	Total	
No or very little chance	6.0	11.5	9.9	11.2	9.5	
Little chance	3.4	10.9	13.7	16.2	10.4	
Some chance	9.6	19.0	19.8	21.8	17.0	
Pretty good chance	21.3	22.0	25.4	23.3	22.8	
Very good chance	59.8	36.6	31.0	27.4	40.3	
N of Valid	502	478	393	339	1712	
N of Miss	19	5	7	10	41	

Table 48: What are the chances you would be seen as cool if you: began drinking alcoholic beverages regularly, that is, at least once or twice a month?


Response	6	8	10	12	Total	
No or very little chance	90.0	71.8	55.7	48.8	68.7	
Little chance	5.9	12.3	15.2	17.0	12.1	
Some chance	2.0	6.7	13.2	13.1	8.1	
Pretty good chance	1.6	4.6	9.9	15.8	7.2	
Very good chance	0.4	4.6	6.1	5.4	3.9	
N of Valid	488	479	395	336	1698	
N of Miss	32	5	5	13	55	

Table 49: What are the chances you would be seen as cool if you: defended someone who was being verbally abused at school?


Response	6	8	10	12	Total	
No or very little chance	19.3	17.3	17.9	16.4	17.8	
Little chance	8.9	14.0	13.3	14.6	12.5	
Some chance	12.7	20.7	24.2	26.5	20.4	
Pretty good chance	17.7	20.7	24.5	25.3	21.6	
Very good chance	41.4	27.3	20.2	17.3	27.7	
N of Valid	481	479	392	336	1688	
N of Miss	40	5	7	13	65	

Table 50: What are the chances you would be seen as cool if you: smoked marijuana?


Response	6	8	10	12	Total	
No or very little chance	94.2	76.1	62.7	56.3	74.3	
Little chance	2.1	8.0	10.7	12.9	7.9	
Some chance	2.1	6.5	8.9	12.9	7.0	
Pretty good chance	0.6	3.4	7.1	7.2	4.2	
Very good chance	1.0	6.1	10.7	10.8	6.6	
N of Valid	486	477	394	334	1691	
N of Miss	34	6	5	14	59	

Table 51: What are the chances you would be seen as cool if you: carried a handgun?






Response	6	8	10	12	Total	
No or very little chance	89.2	77.8	74.8	74.6	79.7	
Little chance	5.6	6.7	6.4	8.1	6.6	
Some chance	1.4	3.8	7.6	5.4	4.3	
Pretty good chance	1.2	4.8	4.6	5.4	3.9	
Very good chance	2.5	6.9	6.6	6.6	5.5	
N of Valid	483	477	393	334	1687	
N of Miss	36	7	7	15	65	

Table 52: What are the chances you would be seen as cool if you: regularly volunteered to do community service?






Response	6	8	10	12	Total	
No or very little chance	32.9	41.3	38.0	32.3	36.3	
Little chance	11.8	19.6	17.0	18.6	16.5	
Some chance	13.8	17.5	21.3	19.8	17.8	
Pretty good chance	16.5	11.9	13.4	18.3	14.8	
Very good chance	25.0	9.6	10.4	11.1	14.5	
N of Valid	484	479	395	334	1692	
N of Miss	35	5	5	15	60	

Table 53: Think of your four best friends (the friends you feel closest to). In the past year (12 months), how many of your best friends have: participated in clubs, organizations or activities at school?






Response	6	8	10	12	Total	
0	15.1	11.9	13.2	12.7	13.3	
1	13.1	11.2	12.4	10.9	12.0	
2	15.5	19.9	16.8	17.2	17.4	
3	14.9	17.6	16.8	16.9	16.5	
4	41.4	39.4	40.7	42.3	40.9	
N of Valid	490	472	386	331	1679	
N of Miss	28	10	14	18	70	

Table 54: Think of your four best friends (the friends you feel closest to). In the past year (12 months), how many of your best friends have: smoked cigarettes?






Response	6	8	10	12	Total	
0	90.7	73.9	58.9	46.1	69.9	
1	4.5	13.0	14.3	19.6	12.1	
2	2.6	5.9	12.8	14.5	8.2	
3	0.8	1.5	4.2	7.8	3.1	
4	1.4	5.7	9.9	12.0	6.7	
N of Valid	492	476	384	332	1684	
N of Miss	28	8	15	17	68	

Table 55: Think of your four best friends (the friends you feel closest to). In the past year (12 months), how many of your best friends have: tried beer, wine or hard liquor (for example, vodka, whiskey, or gin) when their parents didn't know about it?






Response	6	8	10	12	Total	
0	84.9	58.7	34.4	27.7	54.7	
1	7.7	15.8	13.2	15.1	12.7	
2	3.3	7.8	16.5	15.1	9.9	
3	1.2	7.2	9.8	13.6	7.3	
4	2.9	10.5	26.1	28.6	15.4	
N of Valid	491	475	387	332	1685	
N of Miss	28	7	13	17	65	

Table 56: Think of your four best friends (the friends you feel closest to). In the past year (12 months), how many of your best friends have: made a commitment to stay drug-free?






Response	6	8	10	12	Total	
0	8.1	20.7	26.1	31.0	20.3	
1	3.4	6.3	14.0	15.2	9.0	
2	6.5	6.1	11.6	13.4	8.9	
3	8.1	13.3	11.6	11.6	11.1	
4	73.8	53.6	36.7	28.9	50.8	
N of Valid	493	474	387	329	1683	
N of Miss	26	8	11	20	65	

Table 57: Think of your four best friends (the friends you feel closest to). In the past year (12 months), how many of your best friends have: used marijuana?






Response	6	8	10	12	Total	
0	96.1	80.0	59.5	48.2	73.6	
1	2.1	9.3	10.9	17.2	9.1	
2	0.2	4.0	10.4	11.7	5.9	
3	0.4	1.7	5.7	9.0	3.7	
4	1.2	5.1	13.5	13.9	7.7	
N of Valid	482	474	385	332	1673	
N of Miss	34	9	14	17	74	

Table 58: Think of your four best friends (the friends you feel closest to). In the past year (12 months), how many of your best friends have: tried to do well in school?






Response	6	8	10	12	Total	
0	3.0	4.7	5.4	7.9	5.0	
1	2.4	6.1	6.7	5.2	5.0	
2	7.5	9.1	12.4	12.5	10.0	
3	13.0	18.4	19.6	17.3	16.9	
4	74.0	61.7	55.8	57.1	63.1	
N of Valid	493	473	387	329	1682	
N of Miss	25	10	13	20	68	

Table 59: Think of your four best friends (the friends you feel closest to). In the past year (12 months), how many of your best friends have: used LSD, cocaine, amphetamines, or other illegal drugs?






Response	6	8	10	12	Total	
0	97.7	93.0	87.4	86.7	91.8	
1	1.0	2.7	6.2	5.4	3.6	
2	0.2	2.1	2.1	3.0	1.7	
3	0.4	0.8	1.8	1.8	1.1	
4	0.6	1.3	2.6	3.0	1.7	
N of Valid	477	473	389	332	1671	
N of Miss	39	10	11	17	77	

Table 60: Think of your four best friends (the friends you feel closest to). In the past year (12 months), how many of your best friends have: been suspended from school?






Response	6	8	10	12	Total	
0	53.7	46.2	49.6	57.7	51.4	
1	19.0	21.7	17.1	17.5	19.0	
2	11.8	10.4	11.6	12.1	11.4	
3	6.9	7.4	6.5	5.1	6.6	
4	8.6	14.3	15.2	7.6	11.5	
N of Valid	490	470	387	331	1678	
N of Miss	31	10	13	18	72	

Table 61: Think of your four best friends (the friends you feel closest to). In the past year (12 months), how many of your best friends have: liked school?






Response	6	8	10	12	Total	
0	18.3	23.9	31.6	30.2	25.3	
1	10.5	11.2	12.4	10.0	11.1	
2	17.2	21.6	21.2	20.2	20.0	
3	18.5	19.3	17.9	17.5	18.4	
4	35.5	23.9	16.8	22.1	25.3	
N of Valid	493	472	386	331	1682	
N of Miss	27	10	14	18	69	

Table 62: Think of your four best friends (the friends you feel closest to). In the past year (12 months), how many of your best friends have: carried a handgun?






Response	6	8	10	12	Total	
0	94.5	90.5	87.9	85.8	90.1	
1	2.9	4.4	6.2	6.1	4.7	
2	0.8	1.9	2.1	3.0	1.8	
3	0.2	1.7	1.0	1.5	1.1	
4	1.6	1.5	2.8	3.6	2.3	
N of Valid	488	474	388	330	1680	
N of Miss	33	10	12	18	73	

Table 63: Think of your four best friends (the friends you feel closest to). In the past year (12 months), how many of your best friends have: sold illegal drugs?






Response	6	8	10	12	Total	
0	97.5	92.5	82.9	80.6	89.4	
1	1.2	3.9	7.0	6.1	4.3	
2	0.2	1.7	3.9	5.5	2.5	
3	0.2	0.6	2.6	4.5	1.7	
4	0.8	1.3	3.6	3.3	2.1	
N of Valid	483	464	386	330	1663	
N of Miss	37	20	14	19	90	

Table 64: Think of your four best friends (the friends you feel closest to). In the past year (12 months), how many of your best friends have: regularly attended religious services?






Response	6	8	10	12	Total	
0	32.5	29.6	20.3	23.0	26.9	
1	7.9	13.2	16.5	20.6	13.9	
2	11.7	16.0	22.6	26.1	18.3	
3	11.9	16.0	16.5	13.8	14.5	
4	36.1	25.3	24.2	16.6	26.4	
N of Valid	471	470	389	326	1656	
N of Miss	50	12	11	23	96	

Table 65: Think of your four best friends (the friends you feel closest to). In the past year (12 months), how many of your best friends have: stolen or tried to steal a motor vehicle such as a car or motorcycle?






Response	6	8	10	12	Total	
0	95.1	92.8	90.4	89.7	92.3	
1	2.0	3.4	6.0	5.4	4.0	
2	1.2	1.5	1.8	2.1	1.6	
3	0.2	0.8	0.8	1.8	0.8	
4	1.4	1.5	1.0	0.9	1.3	
N of Valid	488	474	385	331	1678	
N of Miss	33	10	15	18	76	

Table 66: Think of your four best friends (the friends you feel closest to). In the past year (12 months), how many of your best friends have: been arrested?






Response	6	8	10	12	Total	
0	89.1	78.5	75.6	73.9	80.0	
1	6.6	11.2	11.1	14.5	10.5	
2	0.8	4.0	5.4	4.8	3.6	
3	1.4	3.2	3.6	3.6	2.9	
4	2.1	3.2	4.1	3.0	3.0	
N of Valid	487	474	386	330	1677	
N of Miss	34	10	14	19	77	

Table 67: Think of your four best friends (the friends you feel closest to). In the past year (12 months), how many of your best friends have: dropped out of school?






Response	6	8	10	12	Total	
0	92.8	92.4	87.8	82.5	89.5	
1	4.9	5.3	7.8	10.0	6.7	
2	1.2	1.3	2.6	2.7	1.8	
3	0.2	0.6	0.8	2.4	0.9	
4	0.8	0.4	1.0	2.4	1.1	
N of Valid	488	474	386	331	1679	
N of Miss	33	10	14	18	75	

Table 68: Think of your four best friends (the friends you feel closest to). In the past year (12 months), how many of your best friends have: been members of a gang?






Response	6	8	10	12	Total	
0	85.6	74.7	76.0	76.5	78.5	
1	5.8	7.8	7.7	7.2	7.1	
2	2.9	5.3	4.6	5.7	4.5	
3	1.6	4.0	2.1	2.4	2.6	
4	4.1	8.2	9.5	8.1	7.3	
N of Valid	485	474	388	332	1679	
N of Miss	36	9	12	17	74	

Table 69: How old were you when you first: smoked marijuana?










Response	6	8	10	12	Total	
Never	99.0	89.9	78.9	67.6	85.7	
10 or younger	0.4	1.7	2.3	2.4	1.6	
11	0.2	1.5	1.3	0.9	0.9	
12	0.4	2.1	1.3	3.0	1.6	
13	0.0	3.2	5.1	3.9	2.8	
14	0.0	1.7	4.6	4.8	2.5	
15	0.0	0.0	4.9	5.7	2.2	
16	0.0	0.0	1.5	7.1	1.8	
17 or older	0.0	0.0	0.0	4.8	0.9	
N of Valid	503	474	389	336	1702	
N of Miss	18	8	9	13	48	

Table 70: How old were you when you first: smoked a cigarette, even just a puff?










Response	6	8	10	12	Total	
Never	88.3	75.1	63.5	51.8	71.8	
10 or younger	9.1	10.3	11.3	10.5	10.2	
11	2.2	3.6	4.1	3.0	3.2	
12	0.4	4.6	3.1	6.6	3.4	
13	0.0	4.9	5.7	7.2	4.1	
14	0.0	1.5	5.1	3.6	2.3	
15	0.0	0.0	6.2	6.3	2.6	
16	0.0	0.0	1.0	6.6	1.5	
17 or older	0.0	0.0	0.0	4.5	0.9	
N of Valid	503	474	389	334	1700	
N of Miss	18	9	10	15	52	

Table 71: How old were you when you first: had more than a sip or two of beer, wine or hard liquor (for example, vodka, whiskey, or gin)?










Response	6	8	10	12	Total	
Never	83.9	61.1	43.6	33.1	58.2	
10 or younger	11.2	9.6	11.3	9.9	10.5	
11	3.4	7.2	3.9	3.6	4.6	
12	1.4	9.6	5.2	4.5	5.1	
13	0.0	9.4	6.7	5.4	5.2	
14	0.0	2.6	10.8	9.6	5.1	
15	0.0	0.4	14.2	10.4	5.4	
16	0.0	0.2	4.1	13.1	3.6	
17 or older	0.0	0.0	0.3	10.4	2.1	
N of Valid	498	470	388	335	1691	
N of Miss	23	12	11	13	59	

Table 72: How old were you when you first: began drinking alcoholic beverages regularly, that is, at least once or twice a month?










Response	6	8	10	12	Total	
Never	98.6	90.7	80.2	71.3	86.7	
10 or younger	1.0	0.6	1.8	1.2	1.1	
11	0.2	0.8	0.5	0.6	0.5	
12	0.2	1.9	1.8	1.2	1.2	
13	0.0	3.6	2.3	1.8	1.9	
14	0.0	1.7	2.1	3.3	1.6	
15	0.0	0.4	8.5	3.3	2.7	
16	0.0	0.2	2.6	7.8	2.2	
17 or older	0.0	0.0	0.3	9.6	2.0	
N of Valid	494	474	388	334	1690	
N of Miss	27	9	11	15	62	

Table 73: How old were you when you first: used phenoxydine (pox, px, breeze)?


Response	6	8	10	12	Total	
Never	100.0	100.0	100.0	100.0	100.0	
10 or younger	0.0	0.0	0.0	0.0	0.0	
11	0.0	0.0	0.0	0.0	0.0	
12	0.0	0.0	0.0	0.0	0.0	
13	0.0	0.0	0.0	0.0	0.0	
14	0.0	0.0	0.0	0.0	0.0	
15	0.0	0.0	0.0	0.0	0.0	
16	0.0	0.0	0.0	0.0	0.0	
17 or older	0.0	0.0	0.0	0.0	0.0	
N of Valid	489	469	388	330	1676	
N of Miss	32	11	12	19	74	

Table 74: How old were you when you first: got suspended from school?










Response	6	8	10	12	Total	
Never	72.6	64.1	58.5	62.7	65.1	
10 or younger	18.1	9.7	9.8	8.5	12.0	
11	6.8	8.7	4.9	2.7	6.1	
12	2.2	8.4	6.2	3.9	5.2	
13	0.2	6.5	6.7	5.2	4.4	
14	0.0	2.6	6.4	5.5	3.3	
15	0.0	0.0	5.9	4.2	2.2	
16	0.0	0.0	1.3	5.2	1.3	
17 or older	0.0	0.0	0.3	2.1	0.5	
N of Valid	497	462	388	330	1677	
N of Miss	23	11	10	17	61	

Table 75: How old were you when you first: got arrested?










Response	6	8	10	12	Total	
Never	97.0	92.1	87.2	86.7	91.3	
10 or younger	1.4	1.5	0.3	0.9	1.1	
11	1.4	0.6	0.3	0.9	0.8	
12	0.2	1.1	1.0	0.3	0.7	
13	0.0	2.6	2.1	0.0	1.2	
14	0.0	2.1	4.9	1.8	2.1	
15	0.0	0.0	3.1	2.1	1.1	
16	0.0	0.0	1.3	4.2	1.1	
17 or older	0.0	0.0	0.0	3.0	0.6	
N of Valid	499	466	390	332	1687	
N of Miss	22	16	9	17	64	

Table 76: How old were you when you first: carried a handgun?










Response	6	8	10	12	Total	
Never	98.2	94.9	94.1	90.0	94.7	
10 or younger	1.0	0.6	2.1	1.8	1.3	
11	0.8	1.5	0.5	0.3	0.8	
12	0.0	0.9	0.3	0.6	0.4	
13	0.0	1.1	0.8	0.6	0.6	
14	0.0	1.1	0.3	1.5	0.7	
15	0.0	0.0	1.5	0.3	0.4	
16	0.0	0.0	0.5	2.4	0.6	
17 or older	0.0	0.0	0.0	2.4	0.5	
N of Valid	492	470	388	330	1680	
N of Miss	29	12	11	19	71	

Table 77: How old were you when you first: attacked someone with the idea of seriously hurting them?

Response	6	8	10	12	Total
Never	84.8	76.1	70.1	71.1	76.3
10 or younger	6.6	5.4	5.9	6.0	6.0
11	7.6	3.7	1.3	1.8	3.9
12	0.6	4.7	2.3	3.9	2.8
13	0.4	6.7	4.1	2.7	3.4
14	0.0	3.4	6.7	3.0	3.1
15	0.0	0.0	6.7	5.1	2.6
16	0.0	0.0	2.6	3.0	1.2
17 or older	0.0	0.0	0.3	3.3	0.7
N of Valid	499	464	388	332	1683
N of Miss	22	14	10	16	62

Table 78: How old were you when you first: belonged to a gang?

Response	6	8	10	12	Total
Never	94.8	88.5	92.7	87.4	91.1
10 or younger	2.6	2.1	0.8	2.1	2.0
11	1.4	2.3	0.0	0.9	1.2
12	1.2	2.3	0.5	0.9	1.3
13	0.0	2.3	1.6	0.9	1.2
14	0.0	1.9	1.6	2.4	1.4
15	0.0	0.2	1.8	1.2	0.7
16	0.0	0.0	1.0	2.7	0.8
17 or older	0.0	0.2	0.0	1.5	0.4
N of Valid	498	471	386	334	1689
N of Miss	23	12	13	15	63

Table 79: How wrong do you think it is for someone your age to: take a handgun to school?

Response	6	8	10	12	Total	
Very wrong	95.1	89.6	86.2	88.3	90.2	
Wrong	3.9	7.3	9.0	6.6	6.5	
A little bit wrong	1.0	2.7	2.8	2.7	2.2	
Not wrong at all	0.0	0.4	2.1	2.4	1.1	
N of Valid	510	479	390	334	1713	
N of Miss	11	5	10	15	41	

Table 80: How wrong do you think it is for someone your age to: steal anything worth more than \$5?

Response	6	8	10	12	Total	
Very wrong	75.3	60.2	62.8	68.4	66.9	
Wrong	19.9	27.5	26.9	25.0	24.6	
A little bit wrong	3.7	10.5	7.9	4.2	6.7	
Not wrong at all	1.0	1.9	2.3	2.4	1.8	
N of Valid	507	477	390	332	1706	
N of Miss	14	5	10	17	46	

Table 81: How wrong do you think it is for someone your age to: pick a fight with someone?

Response	6	8	10	12	Total	
Very wrong	65.3	45.1	46.4	48.3	52.0	
Wrong	23.0	28.4	29.7	30.2	27.5	
A little bit wrong	9.1	20.8	18.2	16.9	16.0	
Not wrong at all	2.6	5.7	5.6	4.5	4.5	
N of Valid	504	475	390	331	1700	
N of Miss	16	8	10	18	52	

Table 82: How wrong do you think it is for someone your age to: attack someone with the idea of seriously hurting them?





Response	6	8	10	12	Total	
Very wrong	84.6	64.7	61.5	61.6	69.3	
Wrong	8.7	19.5	23.3	19.6	17.2	
A little bit wrong	3.7	10.5	11.6	14.2	9.5	
Not wrong at all	3.0	5.3	3.6	4.5	4.1	
N of Valid	507	476	387	331	1701	
N of Miss	14	6	13	18	51	

Table 83: How wrong do you think it is for someone your age to: stay away from school all day when their parents think they are at school?





Response	6	8	10	12	Total	
Very wrong	87.0	69.2	57.6	51.7	68.4	
Wrong	8.5	19.9	26.1	28.2	19.5	
A little bit wrong	3.4	8.8	12.7	16.5	9.6	
Not wrong at all	1.2	2.1	3.6	3.6	2.5	
N of Valid	507	478	387	333	1705	
N of Miss	13	5	13	16	47	

Table 84: How wrong do you think it is for someone your age to: drink beer, wine or hard liquor (for example, vodka, whiskey, or gin) regularly?





Response	6	8	10	12	Total	
Very wrong	92.5	71.6	51.4	46.5	68.3	
Wrong	5.1	14.8	23.3	23.1	15.5	
A little bit wrong	2.0	9.0	18.1	21.6	11.4	
Not wrong at all	0.4	4.6	7.2	8.7	4.7	
N of Valid	507	479	387	333	1706	
N of Miss	14	5	13	16	48	

Table 85: How wrong do you think it is for someone your age to: smoke cigarettes?





Response	6	8	10	12	Total	
Very wrong	90.9	71.1	63.2	53.4	71.7	
Wrong	7.1	17.4	18.9	16.1	14.4	
A little bit wrong	1.4	8.0	10.1	16.7	8.2	
Not wrong at all	0.6	3.6	7.8	13.7	5.6	
N of Valid	508	477	386	335	1706	
N of Miss	13	7	14	14	48	

Table 86: How wrong do you think it is for someone your age to: smoke marijuana?





Response	6	8	10	12	Total	
Very wrong	97.0	83.2	71.6	60.9	80.3	
Wrong	2.4	9.2	12.7	15.5	9.2	
A little bit wrong	0.4	3.6	8.3	11.0	5.2	
Not wrong at all	0.2	4.0	7.5	12.5	5.3	
N of Valid	508	477	387	335	1707	
N of Miss	13	7	13	14	47	

Table 87: How wrong do you think it is for someone your age to: use LSD, cocaine, amphetamines or another illegal drug?





Response	6	8	10	12	Total	
Very wrong	98.4	94.1	93.5	89.5	94.4	
Wrong	1.4	4.4	3.9	4.5	3.4	
A little bit wrong	0.2	0.8	0.5	3.6	1.1	
Not wrong at all	0.0	0.6	2.1	2.4	1.1	
N of Valid	508	476	386	333	1703	
N of Miss	13	6	13	16	48	

Table 88: At school during the past 12 months, did you receive help from the resource teacher, speech therapist or other special education teacher?



Response	6	8	10	12	Total	
No	79.4	84.7	90.1	88.1	85.1	
Yes	20.6	15.3	9.9	11.9	14.9	
N of Valid	462	452	373	312	1599	
N of Miss	58	32	27	37	154	

Table 89: How many times in the past year (12 months) have you: been suspended from school?









Response	6	8	10	12	Total	
Never	79.1	72.3	76.5	83.2	77.4	
1 to 2 times	13.7	19.1	16.5	14.1	15.9	
3 to 5 times	4.7	4.4	4.4	1.5	3.9	
6 to 9 times	1.8	2.9	1.0	0.6	1.7	
10 to 19 times	0.4	0.4	1.6	0.0	0.6	
20 to 29 times	0.2	0.2	0.0	0.0	0.1	
30 to 39 times	0.0	0.2	0.0	0.0	0.1	
40+ times	0.2	0.4	0.0	0.6	0.3	
N of Valid	512	481	387	333	1713	
N of Miss	8	3	13	16	40	

Table 90: How many times in the past year (12 months) have you: carried a handgun?









Response	6	8	10	12	Total	
Never	98.4	95.2	94.3	91.6	95.2	
1 to 2 times	1.2	2.9	1.5	3.3	2.2	
3 to 5 times	0.0	0.4	1.0	0.6	0.5	
6 to 9 times	0.0	0.4	0.3	0.9	0.4	
10 to 19 times	0.2	0.2	0.8	0.6	0.4	
20 to 29 times	0.0	0.0	0.5	0.0	0.1	
30 to 39 times	0.0	0.6	0.0	0.3	0.2	
40+ times	0.2	0.2	1.5	2.7	1.0	
N of Valid	504	479	389	332	1704	
N of Miss	16	5	11	17	49	

Table 91: How many times in the past year (12 months) have you: sold illegal drugs?


Response	6	8	10	12	Total	
Never	100.0	97.7	94.0	90.7	96.2	
1 to 2 times	0.0	1.3	1.6	2.7	1.2	
3 to 5 times	0.0	0.4	0.8	1.8	0.6	
6 to 9 times	0.0	0.2	1.0	2.1	0.7	
10 to 19 times	0.0	0.0	0.8	0.3	0.2	
20 to 29 times	0.0	0.2	0.5	0.6	0.3	
30 to 39 times	0.0	0.0	0.3	0.0	0.1	
40+ times	0.0	0.2	1.0	1.8	0.6	
N of Valid	503	474	386	332	1695	
N of Miss	17	10	14	17	58	

Table 92: How many times in the past year (12 months) have you: stolen or tried to steal a motor vehicle such as a car or motorcycle?


Response	6	8	10	12	Total	
Never	98.6	97.1	97.7	97.0	97.6	
1 to 2 times	1.2	1.9	1.0	1.5	1.4	
3 to 5 times	0.2	0.4	1.0	0.0	0.4	
6 to 9 times	0.0	0.2	0.0	0.6	0.2	
10 to 19 times	0.0	0.2	0.0	0.3	0.1	
20 to 29 times	0.0	0.0	0.3	0.3	0.1	
30 to 39 times	0.0	0.0	0.0	0.0	0.0	
40+ times	0.0	0.2	0.0	0.3	0.1	
N of Valid	503	478	387	331	1699	
N of Miss	16	5	12	17	50	

Table 93: How many times in the past year (12 months) have you: participated in clubs, organizations or activities at school?









Response	6	8	10	12	Total	
Never	24.0	21.2	22.5	21.1	22.3	
1 to 2 times	31.1	23.3	18.3	13.0	22.5	
3 to 5 times	19.2	19.3	16.3	13.6	17.5	
6 to 9 times	7.0	11.4	11.9	12.4	10.4	
10 to 19 times	4.6	8.5	13.2	11.2	8.9	
20 to 29 times	2.0	3.3	4.1	10.0	4.4	
30 to 39 times	1.2	2.9	2.3	1.5	2.0	
40+ times	11.0	10.0	11.4	17.2	12.0	
N of Valid	501	481	387	331	1700	
N of Miss	18	3	13	18	52	

Table 94: How many times in the past year (12 months) have you: been arrested?









Response	6	8	10	12	Total	
Never	97.6	91.6	92.2	91.3	93.5	
1 to 2 times	1.4	6.1	5.9	6.9	4.8	
3 to 5 times	0.4	1.3	1.3	1.2	1.0	
6 to 9 times	0.2	0.6	0.5	0.0	0.4	
10 to 19 times	0.0	0.2	0.0	0.0	0.1	
20 to 29 times	0.0	0.0	0.0	0.3	0.1	
30 to 39 times	0.2	0.2	0.0	0.0	0.1	
40+ times	0.2	0.0	0.0	0.3	0.1	
N of Valid	504	478	387	332	1701	
N of Miss	15	5	13	17	50	

Table 95: How many times in the past year (12 months) have you: done extra work on your own for school?









Response	6	8	10	12	Total	
Never	26.7	27.6	29.4	30.1	28.3	
1 to 2 times	25.5	27.4	24.5	17.0	24.2	
3 to 5 times	14.8	16.7	14.7	17.6	15.8	
6 to 9 times	11.8	9.5	10.6	13.4	11.2	
10 to 19 times	5.2	7.4	7.5	8.2	6.9	
20 to 29 times	3.6	3.6	4.6	4.9	4.1	
30 to 39 times	1.8	1.7	1.8	2.7	2.0	
40+ times	10.6	6.1	7.0	6.1	7.6	
N of Valid	501	474	388	329	1692	
N of Miss	18	7	12	19	56	

Table 96: How many times in the past year (12 months) have you: attacked someone with the idea of seriously hurting them?









Response	6	8	10	12	Total	
Never	86.6	78.3	76.5	79.2	80.5	
1 to 2 times	8.9	12.3	12.7	11.8	11.3	
3 to 5 times	1.2	4.0	7.0	3.0	3.6	
6 to 9 times	0.8	1.9	1.0	2.4	1.5	
10 to 19 times	0.8	1.0	1.0	0.3	0.8	
20 to 29 times	0.4	0.8	0.3	0.9	0.6	
30 to 39 times	0.0	0.0	0.0	0.3	0.1	
40+ times	1.4	1.7	1.6	2.1	1.6	
N of Valid	506	479	387	331	1703	
N of Miss	15	5	13	18	51	

Table 97: How many times in the past year (12 months) have you: been drunk or high at school?









Response	6	8	10	12	Total	
Never	98.6	93.1	86.0	83.4	91.2	
1 to 2 times	0.4	3.6	8.0	6.6	4.3	
3 to 5 times	0.8	1.5	2.6	3.3	1.9	
6 to 9 times	0.2	0.4	1.3	1.2	0.7	
10 to 19 times	0.0	0.2	1.0	1.5	0.6	
20 to 29 times	0.0	0.0	0.0	1.2	0.2	
30 to 39 times	0.0	0.0	0.3	0.6	0.2	
40+ times	0.0	1.3	0.8	2.1	0.9	
N of Valid	500	476	386	331	1693	
N of Miss	18	7	13	18	56	

Table 98: How many times in the past year (12 months) have you: volunteered to do community service?









Response	6	8	10	12	Total	
Never	56.7	62.6	57.2	47.6	56.7	
1 to 2 times	18.2	20.0	18.6	20.9	19.3	
3 to 5 times	11.6	7.1	9.8	10.3	9.7	
6 to 9 times	5.4	5.2	5.7	6.4	5.6	
10 to 19 times	2.2	2.3	4.4	4.5	3.2	
20 to 29 times	1.0	1.7	1.5	3.0	1.7	
30 to 39 times	0.6	0.6	1.3	0.3	0.7	
40+ times	4.2	0.4	1.5	7.0	3.1	
N of Valid	499	479	388	330	1696	
N of Miss	22	5	12	19	58	

Table 99: How many times in the past year (12 months) have you: taken a handgun to school?


Response	6	8	10	12	Total	
Never	99.6	99.2	98.7	98.2	99.0	
1 to 2 times	0.2	0.8	0.5	0.9	0.6	
3 to 5 times	0.0	0.0	0.0	0.0	0.0	
6 to 9 times	0.0	0.0	0.0	0.3	0.1	
10 to 19 times	0.0	0.0	0.5	0.3	0.2	
20 to 29 times	0.0	0.0	0.0	0.0	0.0	
30 to 39 times	0.2	0.0	0.3	0.0	0.1	
40+ times	0.0	0.0	0.0	0.3	0.1	
N of Valid	506	480	388	330	1704	
N of Miss	15	4	12	18	49	

Table 100: Are you currently on probation, or assigned a probation officer with Juvenile Court?


Response	6	8	10	12	Total	
No	98.2	95.5	95.3	97.0	96.5	
Yes	1.8	4.5	4.7	3.0	3.5	
N of Valid	441	421	340	301	1503	
N of Miss	80	62	60	48	250	

Table 101: Have you ever belonged to a gang?


Response	6	8	10	12	Total	
No	91.4	85.3	87.6	85.7	87.8	
No, but would like to	0.4	1.0	1.5	1.2	1.0	
Yes, in the past	6.0	7.1	3.6	5.5	5.7	
Yes, belong now	1.6	5.9	5.9	6.7	4.7	
Yes, but would like to get out	0.6	0.6	1.3	0.9	0.8	
N of Valid	514	477	388	328	1707	
N of Miss	7	7	12	20	46	

Table 102: If you have ever belonged to a gang, did that gang have a name?




Response	6	8	10	12	Total	
No	9.3	7.4	10.2	15.6	10.2	
Yes	8.7	14.7	11.0	13.1	11.7	
I have never belonged to a gang	82.0	77.9	78.8	71.3	78.1	
N of Valid	506	470	382	321	1679	
N of Miss	13	13	17	25	68	

Table 103: How many times have you done the following things? done what feels good no matter what.







Response	6	8	10	12	Total	
Never	54.3	34.9	31.0	25.5	37.9	
I've done it, but not in the past year	14.2	18.1	15.4	12.4	15.2	
Less than once a month	2.0	9.1	9.9	11.8	7.7	
About once a month	3.3	5.7	9.4	9.0	6.5	
2 or 3 times a month	5.3	7.0	11.2	12.7	8.6	
Once a week or more	20.9	25.1	23.2	28.6	24.1	
N of Valid	492	470	384	322	1668	
N of Miss	28	14	15	27	84	

Table 104: How many times have you done the following things? done something dangerous because someone dared you to do it.







Response	6	8	10	12	Total	
Never	80.6	64.0	61.0	56.9	66.9	
I've done it, but not in the past year	11.7	19.1	19.0	19.7	17.0	
Less than once a month	2.4	6.6	8.6	9.8	6.4	
About once a month	1.6	3.6	2.6	6.2	3.3	
2 or 3 times a month	1.8	3.6	3.1	3.4	2.9	
Once a week or more	2.0	3.2	5.7	4.0	3.6	
N of Valid	504	472	385	325	1686	
N of Miss	17	12	15	24	68	

Table 105: How many times have you done the following things? done crazy things even if they are a little dangerous.







Response	6	8	10	12	Total	
Never	69.6	45.7	38.5	38.1	49.8	
I've done it, but not in the past year	16.9	25.2	21.1	22.6	21.3	
Less than once a month	4.8	6.6	13.5	13.3	8.9	
About once a month	1.2	7.0	6.5	8.7	5.5	
2 or 3 times a month	2.4	5.9	8.1	7.7	5.7	
Once a week or more	5.2	9.7	12.2	9.6	8.9	
N of Valid	504	473	384	323	1684	
N of Miss	17	11	16	26	70	

Table 106: You're looking at CD's in a music store with a friend. You look up and see her slip a CD under her coat. She smiles and says 'Which one do you want? Go ahead, take it while nobody's around.' There is nobody in sight, no employees and no other customers. What would you do now?





Response	6	8	10	12	Total	
Ignore her	16.3	19.0	23.9	29.9	21.4	
Grab a CD and leave the store	1.8	6.3	7.0	8.1	5.5	
Tell her to put the CD back	65.5	47.5	39.7	34.6	48.6	
Act like it is a joke, and ask her to put the CD back	16.3	27.2	29.4	27.4	24.5	
N of Valid	502	474	385	321	1682	
N of Miss	15	9	15	27	66	

Table 107: You are visiting another part of town, and you don't know any of the people your age there. You are walking down the street, and some teenager you don't know is walking toward you. He is about your size, and as he is about to pass you, he deliberately bumps into you and you almost lose your balance. What would you say or do?





Response	6	8	10	12	Total	
Push the person back	17.0	25.3	20.9	17.8	20.4	
Say 'Excuse me' and keep on walking	54.0	38.7	42.4	43.9	45.1	
Say 'Watch where you are going' and keep on walking	25.6	28.9	25.7	27.7	27.0	
Swear at the person and walk away	3.4	7.0	11.0	10.5	7.5	
N of Valid	500	470	382	314	1666	
N of Miss	17	11	15	28	71	

Table 108: You are at a party at someone's house, and one of your friends offers you a drink containing alcohol. What would you say or do?

Response	6	8	10	12	Total	
Drink it	2.2	15.1	28.0	34.7	17.9	
Tell your friend, 'No thanks, I don't drink' and suggest that you and your friend go and do something else	49.8	42.5	26.9	21.5	37.1	
Just say, 'No thanks' and walk away	31.9	29.9	38.3	37.5	33.9	
Make up a good excuse, tell your friend you had something else to do, and leave	16.1	12.5	6.7	6.3	11.1	
N of Valid	502	471	386	317	1676	
N of Miss	17	11	14	29	71	

Table 109: It's 8:00 on a weeknight and you are about to go over to a friend's home when your mother asks you where you are going. You say 'Oh, just going to go hang out with some friends.' She says, 'No, you'll just get into trouble if you go out. Stay home tonight.' What would you do now?

Response	6	8	10	12	Total	
Leave the house anyway	4.8	9.0	10.2	12.0	8.6	
Explain what you are going to do with your friends, tell her when you will get home, and ask if you can go out	43.1	57.1	63.3	65.0	55.8	
Not say anything and start watching TV	48.5	28.2	16.9	13.9	29.0	
Get into an argument with her	3.6	5.8	9.6	9.1	6.6	
N of Valid	501	468	384	317	1670	
N of Miss	17	14	16	29	76	

Table 110: How often do you attend religious services or activities?

Response	6	8	10	12	Total	
Never	21.0	16.1	13.3	19.2	17.5	
Rarely	20.0	26.1	27.9	30.8	25.6	
1-2 Times a Month	11.8	12.2	13.0	14.1	12.6	
About Once a Week or More	47.1	45.6	45.7	35.9	44.3	
N of Valid	490	467	376	312	1645	
N of Miss	30	17	24	37	108	

Table 111: I do the opposite of what people tell me, just to get them mad.





Response	6	8	10	12	Total	
Very False	61.3	38.6	32.6	38.0	43.9	
Somewhat False	19.7	26.5	23.0	25.2	23.5	
Somewhat True	15.6	29.7	36.9	30.7	27.3	
Very True	3.5	5.1	7.5	6.1	5.3	
N of Valid	488	471	374	313	1646	
N of Miss	30	13	25	36	104	

Table 112: I like to see how much I can get away with.





Response	6	8	10	12	Total	
Very False	63.5	41.3	34.9	39.4	46.2	
Somewhat False	14.6	21.7	24.9	24.4	20.8	
Somewhat True	16.2	25.7	29.5	28.2	24.2	
Very True	5.6	11.3	10.7	8.0	8.8	
N of Valid	499	470	373	312	1654	
N of Miss	22	14	26	37	99	

Table 113: I ignore rules that get in my way.





Response	6	8	10	12	Total	
Very False	72.9	49.5	41.2	39.6	52.7	
Somewhat False	14.2	25.6	25.7	31.9	23.4	
Somewhat True	9.5	18.6	28.3	21.1	18.5	
Very True	3.4	6.4	4.8	7.3	5.3	
N of Valid	494	469	374	313	1650	
N of Miss	25	15	25	36	101	

Table 114: I think sometimes it's okay to cheat at school.

Response	6	8	10	12	Total	
NO!	75.6	38.2	20.4	21.0	42.2	
no	18.8	32.1	33.5	33.1	28.6	
yes	4.6	24.8	38.3	38.2	24.3	
YES!	1.0	4.9	7.8	7.6	4.9	
N of Valid	500	468	373	314	1655	
N of Miss	19	16	27	35	97	

Table 115: It is important to think before you act.

Response	6	8	10	12	Total	
NO!	2.2	2.8	1.9	2.5	2.4	
no	2.2	5.1	3.8	4.1	3.7	
yes	21.3	30.3	32.2	29.6	27.9	
YES!	74.3	61.8	62.2	63.7	66.0	
N of Valid	502	469	373	314	1658	
N of Miss	18	15	27	35	95	

Table 116: Sometimes I think that life is not worth it.

Response	6	8	10	12	Total	
NO!	63.0	46.4	42.7	46.8	50.6	
no	16.3	19.5	24.6	22.9	20.4	
yes	11.2	21.9	21.6	18.8	18.0	
YES!	9.5	12.1	11.1	11.5	11.0	
N of Valid	484	461	370	314	1629	
N of Miss	32	23	29	35	119	

Table 117: At times I think I am no good at all.


Response	6	8	10	12	Total	
NO!	46.2	36.8	35.9	36.2	39.3	
no	20.9	23.9	24.4	27.6	23.8	
yes	21.1	24.7	29.2	24.0	24.6	
YES!	11.7	14.6	10.5	12.2	12.3	
N of Valid	487	465	373	312	1637	
N of Miss	33	18	27	37	115	

Table 118: All in all, I am inclined to think that I am a failure.


Response	6	8	10	12	Total	
NO!	62.4	52.4	51.5	54.6	55.6	
no	24.1	28.0	31.4	28.8	27.8	
yes	8.1	13.5	11.1	11.2	10.9	
YES!	5.4	6.1	6.0	5.4	5.7	
N of Valid	482	460	369	313	1624	
N of Miss	38	23	31	36	128	

Table 119: In the past year, have you felt depressed or sad MOST days, even if you felt okay sometimes?

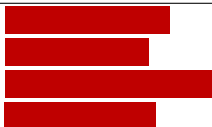
Response	6	8	10	12	Total	
NO!	29.0	23.5	20.2	24.9	24.6	
no	18.7	21.1	21.8	24.0	21.1	
yes	30.0	32.3	35.2	30.4	31.9	
YES!	22.4	23.1	22.8	20.8	22.4	
N of Valid	487	464	372	313	1636	
N of Miss	33	19	28	36	116	

Table 120: It is all right to beat up people if they start the fight.





Response	6	8	10	12	Total	
NO!	49.2	28.7	23.7	27.2	33.4	
no	17.6	18.1	14.8	16.0	16.8	
yes	18.0	24.4	27.2	27.2	23.6	
YES!	15.3	28.9	34.2	29.7	26.2	
N of Valid	490	464	371	313	1638	
N of Miss	30	18	28	36	112	

Table 121: I think it is okay to take something without asking if you can get away with it.





Response	6	8	10	12	Total	
NO!	79.5	63.2	56.8	59.9	66.0	
no	17.2	27.7	34.3	33.0	27.1	
yes	1.6	6.1	6.2	4.8	4.5	
YES!	1.6	3.0	2.7	2.2	2.4	
N of Valid	487	462	370	312	1631	
N of Miss	34	21	30	37	122	

Table 122: Sometimes we don't know what we will do as adults, but we may have an idea. Please answer how true these statements may be for you. WHEN I AM AN ADULT I WILL: smoke cigarettes.





Response	6	8	10	12	Total	
NO!	86.2	77.4	75.2	67.8	77.7	
no	10.9	15.9	15.3	15.6	14.2	
yes	2.3	5.6	6.5	8.6	5.4	
YES!	0.6	1.1	3.0	8.0	2.7	
N of Valid	487	464	367	314	1632	
N of Miss	33	19	33	35	120	

Table 123: Sometimes we don't know what we will do as adults, but we may have an idea. Please answer how true these statements may be for you. WHEN I AM AN ADULT I WILL: drink beer, wine, or liquor.





Response	6	8	10	12	Total	
NO!	78.8	53.0	35.2	33.1	52.8	
no	12.2	19.0	17.5	19.1	16.7	
yes	7.7	22.8	36.6	33.4	23.5	
YES!	1.2	5.2	10.7	14.3	7.0	
N of Valid	482	464	366	314	1626	
N of Miss	35	19	33	35	122	

Table 124: Sometimes we don't know what we will do as adults, but we may have an idea. Please answer how true these statements may be for you. WHEN I AM AN ADULT I WILL: smoke marijuana.





Response	6	8	10	12	Total	
NO!	93.4	82.4	78.4	71.9	82.8	
no	5.7	12.7	10.7	15.7	10.7	
yes	0.2	3.2	6.6	7.3	3.9	
YES!	0.6	1.7	4.4	5.1	2.6	
N of Valid	487	465	366	313	1631	
N of Miss	34	19	34	36	123	

Table 125: Sometimes we don't know what we will do as adults, but we may have an idea. Please answer how true these statements may be for you. WHEN I AM AN ADULT I WILL: use LSD, cocaine, amphetamines or another illegal drug.





Response	6	8	10	12	Total	
NO!	94.7	93.3	94.8	90.4	93.5	
no	4.9	6.7	4.4	7.0	5.7	
yes	0.0	0.0	0.3	1.3	0.3	
YES!	0.4	0.0	0.5	1.3	0.5	
N of Valid	490	464	367	314	1635	
N of Miss	31	20	33	35	119	

Table 126: How much do you think people risk harming themselves (physically or in other ways) if they: smoked one or more packs of cigarettes per day?


Response	6	8	10	12	Total	
No risk	23.2	15.8	12.7	8.1	15.9	
Slight risk	9.5	11.4	7.3	8.1	9.3	
Moderate risk	12.2	16.0	19.2	17.9	15.9	
Great risk	55.1	56.9	60.8	65.8	58.9	
N of Valid	483	457	355	307	1602	
N of Miss	37	26	44	42	149	

Table 127: How much do you think people risk harming themselves (physically or in other ways) if they: try marijuana once or twice?


Response	6	8	10	12	Total	
No risk	25.3	19.2	22.0	26.9	23.1	
Slight risk	14.2	21.6	27.0	27.2	21.7	
Moderate risk	19.4	18.9	20.0	16.1	18.8	
Great risk	41.1	40.3	31.0	29.8	36.5	
N of Valid	479	454	355	305	1593	
N of Miss	42	29	45	43	159	

Table 128: How much do you think people risk harming themselves (physically or in other ways) if they: smoke marijuana regularly?


Response	6	8	10	12	Total	
No risk	23.9	17.1	15.5	14.4	18.3	
Slight risk	4.0	6.4	12.3	13.1	8.3	
Moderate risk	9.0	11.0	15.2	19.0	12.9	
Great risk	63.1	65.5	57.0	53.4	60.6	
N of Valid	477	455	349	305	1586	
N of Miss	43	28	50	44	165	

Table 129: How much do you think people risk harming themselves (physically or in other ways) if they: take one or two drinks of an alcoholic beverage (beer, wine, liquor) nearly every day?

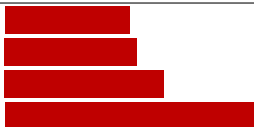
Response	6	8	10	12	Total	
No risk	22.8	18.8	14.7	13.1	18.0	
Slight risk	15.9	20.7	21.2	19.9	19.2	
Moderate risk	16.7	24.0	31.7	25.2	23.7	
Great risk	44.7	36.5	32.3	41.8	39.0	
N of Valid	479	458	353	306	1596	
N of Miss	42	26	47	43	158	

Table 130: How much do you think people risk harming themselves (physically or in other ways) if they: have five or more drinks once or twice each weekend?


Response	6	8	10	12	Total	
No risk	24.6	16.6	11.9	13.4	17.3	
Slight risk	7.9	10.9	12.5	13.4	10.8	
Moderate risk	14.8	20.5	23.6	22.9	19.9	
Great risk	52.7	52.1	52.0	50.3	51.9	
N of Valid	480	459	352	306	1597	
N of Miss	41	25	48	43	157	

Table 131: Have you ever used smokeless tobacco (chew, snuff, plug, dipping tobacco, or chewing tobacco)?


Response	6	8	10	12	Total	
Never	96.9	90.2	84.4	82.7	89.6	
Once or Twice	2.0	4.1	8.5	8.1	5.2	
Once in a while but not regularly	0.4	2.8	1.4	2.9	1.8	
Regularly in the past	0.4	1.3	3.1	2.9	1.7	
Regularly now	0.2	1.5	2.6	3.3	1.7	
N of Valid	489	460	352	307	1608	
N of Miss	32	24	48	42	146	

Table 132: How often have you taken smokeless tobacco during the past 30 days?


Response	6	8	10	12	Total	
Not at all	98.6	94.8	95.2	94.4	95.9	
Once or twice	1.2	3.1	2.0	0.7	1.8	
Once or twice per week	0.0	0.4	0.9	0.7	0.4	
Three to five times per week	0.2	0.2	0.6	1.6	0.6	
About once a day	0.0	1.1	0.6	0.7	0.6	
More than once a day	0.0	0.4	0.9	2.0	0.7	
N of Valid	485	459	351	306	1601	
N of Miss	36	25	49	43	153	

Table 133: Have you ever smoked cigarettes?


Response	6	8	10	12	Total	
Never	88.8	77.5	65.8	56.2	74.3	
Once or Twice	8.7	14.8	20.5	20.6	15.3	
Once in a while but not regularly	1.0	3.3	5.4	5.9	3.6	
Regularly in the past	0.8	2.8	3.7	3.9	2.6	
Regularly now	0.6	1.5	4.6	13.4	4.2	
N of Valid	484	458	351	306	1599	
N of Miss	37	26	49	43	155	

Table 134: How frequently have you smoked cigarettes during the past 30 days?


Response	6	8	10	12	Total	
Not at all	97.9	92.8	90.0	80.1	91.3	
Less than one cigarette per day	1.4	4.1	5.4	4.2	3.6	
One to five cigarettes per day	0.0	1.7	1.7	7.2	2.3	
About one-half pack per day	0.0	1.1	1.7	3.9	1.4	
About one pack per day	0.0	0.0	0.6	2.9	0.7	
About one and one-half packs per day	0.4	0.0	0.3	1.3	0.4	
Two packs or more per day	0.2	0.2	0.3	0.3	0.3	
N of Valid	483	458	350	306	1597	
N of Miss	37	26	50	43	156	

Table 135: Which statement best describes rules about smoking inside your home?






Response	6	8	10	12	Total	
Smoking is not allowed anywhere inside your home	64.0	56.3	62.6	61.1	60.9	
Smoking is allowed in some places and at some times	10.4	7.3	7.8	8.9	8.6	
Smoking is allowed anywhere inside the home	4.4	5.1	5.2	7.6	5.4	
There are no rules about smoking inside the home	5.0	11.4	11.8	11.9	9.6	
I don't know	16.3	20.0	12.6	10.6	15.4	
N of Valid	480	455	348	303	1586	
N of Miss	40	28	51	46	165	

Table 136: Which statement best describes rules about smoking in your family cars?







Response	6	8	10	12	Total	
Smoking is never allowed in any car	61.1	48.9	53.5	53.6	54.5	
Smoking is allowed sometimes or in some cars	13.5	12.7	13.7	14.6	13.5	
Smoking is allowed in any car anytime	3.5	6.8	4.7	8.3	5.6	
There are no rules about smoking in the car	6.9	13.8	12.8	12.3	11.2	
We do not have a family car	1.0	0.2	1.5	1.3	0.9	
I don't know	13.9	17.5	14.0	9.9	14.2	
N of Valid	481	456	344	302	1583	
N of Miss	40	28	56	47	171	

Table 137: During this school year, were you taught in any of your classes about the dangers of tobacco use?






Response	6	8	10	12	Total	
Strongly agree	53.9	36.0	30.6	20.3	37.2	
Agree	20.6	27.3	31.5	34.6	27.6	
Disagree	4.7	9.4	7.8	15.0	8.7	
Strongly disagree	5.1	12.3	14.7	20.6	12.2	
I don't know	15.7	15.0	15.3	9.6	14.2	
N of Valid	471	447	333	301	1552	
N of Miss	49	37	67	48	201	

Table 138: During the past 12 months, have you participated in any community activities to discourage people your age from using cigarettes, chewing tobacco, snuff, dip or cigars?






Response	6	8	10	12	Total	
Strongly agree	27.3	19.9	20.4	15.7	21.4	
Agree	20.0	20.8	21.3	16.7	19.9	
Disagree	13.0	16.6	17.4	21.1	16.5	
Strongly disagree	14.1	21.3	21.6	30.4	21.0	
I don't know	25.6	21.5	19.5	16.1	21.2	
N of Valid	461	447	334	299	1541	
N of Miss	59	36	66	50	211	

Table 139: On how many occasions have you had alcoholic beverages (beer, wine or hard liquor) to drink in your lifetime - more than just a few sips?








Response	6	8	10	12	Total	
0	88.9	69.8	47.6	42.2	65.5	
1-2	8.2	16.7	17.8	11.6	13.4	
3-5	1.7	5.0	10.1	9.6	6.0	
6-9	1.0	2.0	8.9	8.6	4.4	
10-19	0.2	2.8	8.3	9.0	4.4	
20-39	0.0	2.2	3.0	7.6	2.7	
40+	0.0	1.5	4.4	11.3	3.6	
N of Valid	477	460	338	301	1576	
N of Miss	44	24	62	48	178	

Table 140: On how many occasions have you had beer, wine or hard liquor to drink during the past 30 days?


Response	6	8	10	12	Total	
0	98.3	89.9	79.3	72.8	86.9	
1-2	1.7	6.3	12.1	11.9	7.3	
3-5	0.0	1.5	3.0	5.3	2.1	
6-9	0.0	0.7	2.7	5.6	1.8	
10-19	0.0	0.9	1.5	2.3	1.0	
20-39	0.0	0.2	0.6	1.0	0.4	
40+	0.0	0.4	0.9	1.0	0.5	
N of Valid	473	457	338	302	1570	
N of Miss	48	26	62	47	183	

Table 141: On how many occasions have you used marijuana (grass, pot) or hashish (hash, hash oil) in your lifetime?


Response	6	8	10	12	Total	
0	98.1	90.2	80.2	72.5	87.1	
1-2	1.5	5.3	6.9	4.0	4.2	
3-5	0.2	1.5	3.0	4.0	1.9	
6-9	0.0	0.9	3.0	3.6	1.6	
10-19	0.0	0.4	1.5	2.0	0.8	
20-39	0.2	0.7	1.5	3.0	1.1	
40+	0.0	1.1	3.9	10.9	3.3	
N of Valid	477	457	333	302	1569	
N of Miss	44	27	67	47	185	

Table 142: On how many occasions have you used marijuana (grass, pot) or hashish (hash, hash oil) during the past 30 days?


Response	6	8	10	12	Total	
0	99.6	96.3	90.2	85.4	93.9	
1-2	0.2	2.0	3.0	3.7	2.0	
3-5	0.2	0.2	0.9	2.7	0.8	
6-9	0.0	0.4	2.1	1.3	0.8	
10-19	0.0	0.4	1.2	2.7	0.9	
20-39	0.0	0.2	2.1	1.3	0.8	
40+	0.0	0.4	0.6	3.0	0.8	
N of Valid	476	457	336	301	1570	
N of Miss	45	26	64	48	183	

Table 143: On how many occasions have you used LSD or other psychedelics in your lifetime?


Response	6	8	10	12	Total	
0	99.8	99.8	99.4	97.3	99.2	
1-2	0.2	0.2	0.6	1.7	0.6	
3-5	0.0	0.0	0.0	0.0	0.0	
6-9	0.0	0.0	0.0	0.3	0.1	
10-19	0.0	0.0	0.0	0.3	0.1	
20-39	0.0	0.0	0.0	0.3	0.1	
40+	0.0	0.0	0.0	0.0	0.0	
N of Valid	475	454	335	300	1564	
N of Miss	46	29	65	49	189	

Table 144: On how many occasions have you used LSD or other psychedelics during the past 30 days?


Response	6	8	10	12	Total	
0	100.0	100.0	100.0	99.0	99.8	
1-2	0.0	0.0	0.0	0.3	0.1	
3-5	0.0	0.0	0.0	0.0	0.0	
6-9	0.0	0.0	0.0	0.7	0.1	
10-19	0.0	0.0	0.0	0.0	0.0	
20-39	0.0	0.0	0.0	0.0	0.0	
40+	0.0	0.0	0.0	0.0	0.0	
N of Valid	474	456	335	299	1564	
N of Miss	47	27	65	50	189	

Table 145: On how many occasions have you used cocaine or crack in your lifetime?


Response	6	8	10	12	Total	
0	99.8	99.6	99.1	97.0	99.0	
1-2	0.2	0.4	0.9	1.0	0.6	
3-5	0.0	0.0	0.0	0.7	0.1	
6-9	0.0	0.0	0.0	0.0	0.0	
10-19	0.0	0.0	0.0	0.7	0.1	
20-39	0.0	0.0	0.0	0.0	0.0	
40+	0.0	0.0	0.0	0.7	0.1	
N of Valid	477	457	335	300	1569	
N of Miss	44	27	65	49	185	

Table 146: On how many occasions have you used cocaine or crack during the past 30 days?


Response	6	8	10	12	Total	
0	99.8	99.6	99.7	98.3	99.4	
1-2	0.2	0.4	0.3	1.0	0.4	
3-5	0.0	0.0	0.0	0.3	0.1	
6-9	0.0	0.0	0.0	0.0	0.0	
10-19	0.0	0.0	0.0	0.0	0.0	
20-39	0.0	0.0	0.0	0.3	0.1	
40+	0.0	0.0	0.0	0.0	0.0	
N of Valid	476	457	335	300	1568	
N of Miss	45	27	65	49	186	

Table 147: On how many occasions have you sniffed glue, breathed the contents of an aerosol spray can, or inhaled other gases or sprays, in order to get high in your lifetime?


Response	6	8	10	12	Total	
0	95.2	87.5	93.1	92.0	91.9	
1-2	2.9	7.2	4.8	4.3	4.9	
3-5	0.8	2.4	0.6	1.3	1.3	
6-9	0.4	1.5	0.6	1.7	1.0	
10-19	0.0	0.7	0.6	0.7	0.4	
20-39	0.2	0.2	0.3	0.0	0.2	
40+	0.4	0.4	0.0	0.0	0.3	
N of Valid	475	456	334	300	1565	
N of Miss	46	27	66	49	188	

Table 148: On how many occasions have you sniffed glue, breathed the contents of an aerosol spray can, or inhaled other gases or sprays, in order to get high during the past 30 days?








Response	6	8	10	12	Total	
0	97.1	93.4	97.0	99.0	96.4	
1-2	1.9	5.7	2.4	0.7	2.9	
3-5	0.8	0.2	0.3	0.3	0.4	
6-9	0.0	0.0	0.3	0.0	0.1	
10-19	0.0	0.4	0.0	0.0	0.1	
20-39	0.0	0.2	0.0	0.0	0.1	
40+	0.2	0.0	0.0	0.0	0.1	
N of Valid	475	456	334	300	1565	
N of Miss	46	27	66	49	188	

Table 149: On how many occasions have you used phenoxydine (pox, px, breeze) in your lifetime?


Response	6	8	10	12	Total	
0	100.0	100.0	100.0	100.0	100.0	
1-2	0.0	0.0	0.0	0.0	0.0	
3-5	0.0	0.0	0.0	0.0	0.0	
6-9	0.0	0.0	0.0	0.0	0.0	
10-19	0.0	0.0	0.0	0.0	0.0	
20-39	0.0	0.0	0.0	0.0	0.0	
40+	0.0	0.0	0.0	0.0	0.0	
N of Valid	472	456	333	300	1561	
N of Miss	49	27	67	49	192	

Table 150: On how many occasions have you used phenoxydine (pox, px, breeze) during the past 30 days?


Response	6	8	10	12	Total	
0	100.0	100.0	100.0	100.0	100.0	
1-2	0.0	0.0	0.0	0.0	0.0	
3-5	0.0	0.0	0.0	0.0	0.0	
6-9	0.0	0.0	0.0	0.0	0.0	
10-19	0.0	0.0	0.0	0.0	0.0	
20-39	0.0	0.0	0.0	0.0	0.0	
40+	0.0	0.0	0.0	0.0	0.0	
N of Valid	471	456	332	298	1557	
N of Miss	50	27	67	51	195	

Table 151: On how many occasions have you used sedatives (tranquilizers, such as Valium or Xanax, barbiturates, or sleeping pills) without a doctor telling you to take them, in your lifetime?








Response	6	8	10	12	Total	
0	96.8	92.3	86.4	82.9	90.6	
1-2	2.8	2.9	5.4	4.4	3.7	
3-5	0.4	2.2	3.3	2.7	2.0	
6-9	0.0	1.8	1.5	2.3	1.3	
10-19	0.0	0.4	1.8	3.0	1.1	
20-39	0.0	0.2	0.6	1.3	0.5	
40+	0.0	0.2	0.9	3.4	0.9	
N of Valid	472	453	332	298	1555	
N of Miss	49	27	68	51	195	

Table 152: On how many occasions have you used sedatives (tranquilizers, such as Valium or Xanax, barbiturates, or sleeping pills) without a doctor telling you to take them, during the past 30 days?







Response	6	8	10	12	Total	
0	98.9	95.8	92.8	92.9	95.6	
1-2	1.1	2.6	5.4	4.1	3.0	
3-5	0.0	0.7	0.6	1.0	0.5	
6-9	0.0	0.4	0.6	0.0	0.3	
10-19	0.0	0.2	0.6	1.7	0.5	
20-39	0.0	0.2	0.0	0.3	0.1	
40+	0.0	0.0	0.0	0.0	0.0	
N of Valid	473	457	333	296	1559	
N of Miss	48	27	67	52	194	

Table 153: On how many occasions have you used methamphetamines (meth, speed, crank, crystal meth) in your lifetime?







Response	6	8	10	12	Total	
0	100.0	99.1	99.4	98.0	99.2	
1-2	0.0	0.4	0.6	1.3	0.5	
3-5	0.0	0.2	0.0	0.0	0.1	
6-9	0.0	0.2	0.0	0.0	0.1	
10-19	0.0	0.0	0.0	0.3	0.1	
20-39	0.0	0.0	0.0	0.0	0.0	
40+	0.0	0.0	0.0	0.3	0.1	
N of Valid	473	455	332	297	1557	
N of Miss	48	28	68	52	196	

Table 154: On how many occasions have you used methamphetamines (meth, speed, crank, crystal meth) in the past 30 days?





Response	6	8	10	12	Total	
0	99.8	99.6	100.0	99.7	99.7	
1-2	0.0	0.2	0.0	0.0	0.1	
3-5	0.0	0.2	0.0	0.3	0.1	
6-9	0.0	0.0	0.0	0.0	0.0	
10-19	0.0	0.0	0.0	0.0	0.0	
20-39	0.0	0.0	0.0	0.0	0.0	
40+	0.2	0.0	0.0	0.0	0.1	
N of Valid	470	455	332	298	1555	
N of Miss	51	28	68	51	198	

Table 155: On how many occasions have you used stimulants, other than Methamphetamines (such as amphetamines, Ritalin or Dexedrine) without a doctor telling you to take them, in your lifetime?








Response	6	8	10	12	Total	
0	99.8	99.1	98.8	96.0	98.6	
1-2	0.2	0.7	0.6	1.7	0.7	
3-5	0.0	0.2	0.0	0.3	0.1	
6-9	0.0	0.0	0.3	0.3	0.1	
10-19	0.0	0.0	0.0	0.3	0.1	
20-39	0.0	0.0	0.3	0.7	0.2	
40+	0.0	0.0	0.0	0.7	0.1	
N of Valid	469	455	332	297	1553	
N of Miss	52	28	68	52	200	

Table 156: On how many occasions have you used stimulants, other than Methamphetamines (such as amphetamines, Ritalin or Dexedrine) without a doctor telling you to take them, during the past 30 days?




Response	6	8	10	12	Total	
0	99.8	99.6	99.4	99.7	99.6	
1-2	0.2	0.4	0.3	0.3	0.3	
3-5	0.0	0.0	0.0	0.0	0.0	
6-9	0.0	0.0	0.0	0.0	0.0	
10-19	0.0	0.0	0.3	0.0	0.1	
20-39	0.0	0.0	0.0	0.0	0.0	
40+	0.0	0.0	0.0	0.0	0.0	
N of Valid	471	456	332	298	1557	
N of Miss	50	28	68	51	197	

Table 157: On how many occasions have you used heroin or other opiates in your lifetime?




Response	6	8	10	12	Total	
0	100.0	99.8	99.4	99.3	99.7	
1-2	0.0	0.2	0.3	0.7	0.3	
3-5	0.0	0.0	0.3	0.0	0.1	
6-9	0.0	0.0	0.0	0.0	0.0	
10-19	0.0	0.0	0.0	0.0	0.0	
20-39	0.0	0.0	0.0	0.0	0.0	
40+	0.0	0.0	0.0	0.0	0.0	
N of Valid	470	456	332	298	1556	
N of Miss	51	27	68	51	197	

Table 158: On how many occasions have you used heroin or other opiates during the past 30 days?


Response	6	8	10	12	Total	
0	100.0	99.6	100.0	100.0	99.9	
1-2	0.0	0.2	0.0	0.0	0.1	
3-5	0.0	0.0	0.0	0.0	0.0	
6-9	0.0	0.0	0.0	0.0	0.0	
10-19	0.0	0.0	0.0	0.0	0.0	
20-39	0.0	0.0	0.0	0.0	0.0	
40+	0.0	0.2	0.0	0.0	0.1	
N of Valid	468	454	331	298	1551	
N of Miss	53	29	68	51	201	

Table 159: On how many occasions have you used MDMA ('X', 'E', or ecstasy) in your lifetime?


Response	6	8	10	12	Total	
0	100.0	99.6	98.5	95.6	98.7	
1-2	0.0	0.2	0.0	3.0	0.6	
3-5	0.0	0.0	0.6	0.7	0.3	
6-9	0.0	0.0	0.6	0.0	0.1	
10-19	0.0	0.0	0.0	0.0	0.0	
20-39	0.0	0.0	0.0	0.7	0.1	
40+	0.0	0.2	0.3	0.0	0.1	
N of Valid	465	455	332	298	1550	
N of Miss	56	28	68	51	203	

Table 160: On how many occasions have you used MDMA ('X', 'E', or ecstasy) during the past 30 days?


Response	6	8	10	12	Total	
0	100.0	100.0	99.4	98.7	99.6	
1-2	0.0	0.0	0.3	1.0	0.3	
3-5	0.0	0.0	0.0	0.0	0.0	
6-9	0.0	0.0	0.0	0.3	0.1	
10-19	0.0	0.0	0.0	0.0	0.0	
20-39	0.0	0.0	0.0	0.0	0.0	
40+	0.0	0.0	0.3	0.0	0.1	
N of Valid	464	454	331	297	1546	
N of Miss	57	29	69	52	207	

Table 161: On how many occasions have you taken prescription drugs (such as Valium, Xanax, Ritalin, Adderall, OxyContin, Darvocet, or sleeping pills) on your own-that is, without a doctor telling you to take them in your lifetime?








Response	6	8	10	12	Total	
0	97.6	92.1	88.5	83.5	91.4	
1-2	1.7	3.3	4.5	3.7	3.2	
3-5	0.4	1.8	1.5	2.0	1.4	
6-9	0.0	1.1	2.1	1.0	1.0	
10-19	0.0	0.9	2.1	4.4	1.5	
20-39	0.0	0.0	0.3	2.0	0.5	
40+	0.2	0.9	0.9	3.4	1.2	
N of Valid	468	454	331	297	1550	
N of Miss	53	28	69	51	201	

Table 162: On how many occasions have you taken prescription drugs (such as Valium, Xanax, Ritalin, Adderall, OxyContin, Darvocet, or sleeping pills) on your own-that is, without a doctor telling you to take them during the past 30 days?








Response	6	8	10	12	Total	
0	98.7	96.3	94.9	92.9	96.1	
1-2	0.9	2.6	3.0	3.4	2.3	
3-5	0.0	0.4	1.2	1.4	0.6	
6-9	0.0	0.0	0.3	1.0	0.3	
10-19	0.0	0.2	0.3	1.4	0.4	
20-39	0.2	0.2	0.0	0.0	0.1	
40+	0.2	0.2	0.3	0.0	0.2	
N of Valid	468	455	331	296	1550	
N of Miss	53	28	69	53	203	

Table 163: On how many occasions have you taken non-prescription medicines such as diet pills (for example, Dietac, Dexatrim or Prolamine), stay-awake pills (for example No-Doz, Vivarin, or Wake), or cough or cold medicines (robos, DXM, etc.) to get high in your lifetime?








Response	6	8	10	12	Total	
0	98.7	94.7	94.8	92.6	95.5	
1-2	0.4	3.3	1.5	2.0	1.8	
3-5	0.4	0.7	0.9	0.3	0.6	
6-9	0.4	0.4	0.9	1.7	0.8	
10-19	0.0	0.0	0.3	0.7	0.2	
20-39	0.0	0.2	0.6	0.3	0.3	
40+	0.0	0.7	0.9	2.4	0.8	
N of Valid	466	454	330	297	1547	
N of Miss	55	29	70	51	205	

Table 164: On how many occasions have you taken non-prescription medicines such as diet pills (for example, Dietac, Dexatrim or Prolamine), stay-awake pills (for example No-Doz, Vivarin, or Wake), or cough or cold medicines (robos, DXM, etc.) to get high during the past 30 days?








Response	6	8	10	12	Total	
0	99.4	97.8	97.3	95.6	97.7	
1-2	0.4	1.3	1.2	1.7	1.1	
3-5	0.2	0.7	1.2	0.0	0.5	
6-9	0.0	0.0	0.0	1.7	0.3	
10-19	0.0	0.0	0.0	0.7	0.1	
20-39	0.0	0.0	0.3	0.3	0.1	
40+	0.0	0.2	0.0	0.0	0.1	
N of Valid	466	454	331	297	1548	
N of Miss	55	30	69	51	205	

Table 165: On how many occasions have you been drunk or very high from drinking alcoholic beverages during the past 30 days?








Response	6	8	10	12	Total	
0	98.5	93.4	89.0	80.5	91.5	
1-2	1.3	4.4	4.6	8.7	4.3	
3-5	0.2	0.9	2.1	5.4	1.8	
6-9	0.0	0.4	1.8	3.0	1.1	
10-19	0.0	0.4	0.9	0.7	0.5	
20-39	0.0	0.0	0.3	0.3	0.1	
40+	0.0	0.4	1.2	1.3	0.6	
N of Valid	467	454	328	298	1547	
N of Miss	53	29	70	51	203	

Table 166: On how many occasions have you drunk flavored alcoholic beverages, sometimes called 'alcopops' (like Mike's Hard Lemonade, Smirnoff Ice, Bacardi Breezers, etc.) in your lifetime?








Response	6	8	10	12	Total	
0	96.3	81.3	61.7	55.4	76.7	
1-2	3.0	10.4	12.8	9.1	8.4	
3-5	0.6	2.9	6.7	9.5	4.3	
6-9	0.0	1.8	8.8	8.8	4.1	
10-19	0.0	0.9	5.2	8.1	2.9	
20-39	0.0	1.8	2.7	3.0	1.7	
40+	0.0	1.1	2.1	6.1	1.9	
N of Valid	465	454	329	296	1544	
N of Miss	55	28	70	52	205	

Table 167: On how many occasions have you drunk flavored alcoholic beverages, sometimes called 'alcopops' (like Mike's Hard Lemonade, Smirnoff Ice, Bacardi Breezers, etc.) during the past 30 days?


Response	6	8	10	12	Total	
0	98.1	91.4	83.3	79.8	89.4	
1-2	1.1	5.7	8.2	13.1	6.3	
3-5	0.4	1.1	3.9	3.0	1.9	
6-9	0.2	0.4	1.8	2.0	1.0	
10-19	0.2	0.2	1.8	1.0	0.7	
20-39	0.0	0.4	0.6	0.7	0.4	
40+	0.0	0.7	0.3	0.3	0.3	
N of Valid	463	455	330	297	1545	
N of Miss	58	28	70	52	208	

Table 168: Think back over the last two weeks. How many times have you had five or more alcoholic drinks in a row?


Response	6	8	10	12	Total	
None	98.5	93.1	87.7	80.6	91.1	
Once	1.1	2.9	3.1	6.5	3.1	
Twice	0.2	1.8	4.0	5.8	2.6	
3-5 times	0.2	1.3	3.4	2.7	1.7	
6-9 times	0.0	0.4	0.3	2.4	0.7	
10 or more times	0.0	0.4	1.5	2.0	0.9	
N of Valid	454	450	324	294	1522	
N of Miss	67	34	76	55	232	

Table 169: During the past 30 days, how many times did you ride in a car or other vehicle driven by someone who had been drinking alcohol?


Response	6	8	10	12	Total	
0 times	82.4	82.0	79.0	78.4	80.8	
1 time	7.8	6.5	7.2	8.2	7.4	
2 or 3 times	4.9	6.8	9.1	7.6	6.9	
4 or 5 times	1.8	1.6	1.9	3.1	2.0	
6 or more times	3.1	3.2	2.8	2.7	3.0	
N of Valid	449	444	319	291	1503	
N of Miss	72	40	81	58	251	

Table 170: During the past 30 days, how many times did you drive a car or other vehicle when you had been drinking alcohol?







Response	6	8	10	12	Total	
I did not drive a car in the past 30 days	34.6	41.3	29.3	20.6	32.7	
0 times	62.9	54.3	64.4	68.7	61.8	
1 time	0.7	2.5	3.2	5.8	2.8	
2 or 3 times	0.7	0.7	2.2	2.1	1.3	
4 or 5 times	0.2	0.5	0.3	1.4	0.5	
6 or more times	0.9	0.7	0.6	1.4	0.9	
N of Valid	428	433	317	291	1469	
N of Miss	75	41	79	57	252	

Table 171: If you drank alcohol (not just a sip or taste) in the past year, how did you usually get it?












Response	6	8	10	12	Total	
I did not drink alcohol in the past year	90.2	77.6	55.5	50.0	71.2	
I bought it myself with a fake ID	0.2	0.2	0.0	0.4	0.2	
I bought it myself without a fake ID	0.2	0.0	0.3	2.5	0.6	
I got it from someone I know age 21 or older	1.2	6.7	14.8	21.1	9.6	
I got it from someone I know under age 21	0.2	1.2	5.2	6.3	2.7	
I got it from my brother or sister	0.5	0.5	2.3	2.8	1.3	
I got it from home with my parents' permission	1.9	2.1	5.2	3.9	3.0	
I got it from home without my parents' permission	0.7	2.3	2.6	1.1	1.6	
I got it from another relative	0.7	4.2	5.2	3.5	3.2	
A stranger bought it for me	0.0	0.0	1.6	1.4	0.6	
I took it from a store or shop	0.0	0.0	0.0	0.0	0.0	
Other	4.2	5.3	7.4	7.0	5.8	
N of Valid	430	433	310	284	1457	
N of Miss	90	45	86	60	281	

Table 172: If you drank alcohol (not just a sip or taste) in the past year, where did you usually drink it?











Response	6	8	10	12	Total	
I did not drink alcohol in the past year	92.5	79.8	58.6	52.7	73.8	
at my home	2.8	8.8	11.1	8.5	7.5	
at someone else's home	3.0	8.1	23.1	29.9	14.0	
at an open area like a park, beach, field, back road, woods, or a street corner	0.5	1.4	3.3	5.0	2.2	
at a sporting event or concert	0.2	0.5	0.3	0.4	0.3	
at a restaurant, bar, or a nightclub	0.2	0.0	1.3	0.4	0.4	
at an empty building or a construction site	0.0	0.0	0.0	0.7	0.1	
at a hotel/motel	0.5	0.9	0.0	1.1	0.6	
in a car	0.0	0.2	2.0	1.4	0.8	
at school	0.2	0.2	0.3	0.0	0.2	
N of Valid	428	430	307	281	1446	
N of Miss	93	49	86	60	288	

Table 173: During the last month, about how many marijuana cigarettes, or the equivalent, did you smoke a day, on the average?








Response	6	8	10	12	Total	
None	98.2	94.8	89.2	88.2	93.3	
Less than 1 a day	0.7	1.4	2.5	3.5	1.8	
1 a day	0.2	1.1	1.9	1.4	1.1	
2-3 a day	0.2	1.6	2.8	3.5	1.8	
4-6 a day	0.5	0.5	1.6	1.0	0.8	
7-10 a day	0.2	0.5	1.6	1.0	0.7	
11 or more a day	0.0	0.2	0.3	1.4	0.4	
N of Valid	438	444	316	288	1486	
N of Miss	83	40	84	61	268	

Table 174: How wrong would most adults (over 21) in your neighborhood think it is for kids your age: to use marijuana?





Response	6	8	10	12	Total	
Very wrong	90.3	81.8	74.2	64.2	79.3	
Wrong	5.3	11.1	10.1	13.3	9.6	
A little bit wrong	2.5	3.9	10.8	13.3	6.8	
Not wrong at all	1.9	3.2	4.9	9.1	4.3	
N of Valid	432	434	306	285	1457	
N of Miss	89	49	94	64	296	

Table 175: How wrong would most adults (over 21) in your neighborhood think it is for kids your age: to drink alcohol?





Response	6	8	10	12	Total	
Very wrong	86.7	69.9	57.7	49.5	68.3	
Wrong	7.5	14.1	17.4	17.5	13.5	
A little bit wrong	3.7	10.6	18.0	20.7	12.1	
Not wrong at all	2.1	5.3	6.9	12.3	6.1	
N of Valid	429	432	305	285	1451	
N of Miss	92	52	95	64	303	

Table 176: How wrong would most adults (over 21) in your neighborhood think it is for kids your age: to smoke cigarettes?





Response	6	8	10	12	Total	
Very wrong	86.0	71.1	61.3	50.5	69.4	
Wrong	7.4	12.9	11.5	16.8	11.8	
A little bit wrong	3.5	9.0	17.0	16.5	10.5	
Not wrong at all	3.0	6.9	10.2	16.1	8.3	
N of Valid	430	433	305	285	1453	
N of Miss	91	51	95	64	301	

Table 177: How much do each of the following statements describe your neighborhood? crime and/or drug selling

Response	6	8	10	12	Total	
NO!	72.3	63.0	55.2	50.5	61.6	
no	13.3	16.7	15.2	19.5	15.9	
yes	10.0	14.2	15.8	19.2	14.3	
YES!	4.4	6.2	13.9	10.8	8.2	
N of Valid	429	438	310	287	1464	
N of Miss	91	46	90	62	289	

Table 178: How much do each of the following statements describe your neighborhood? fights

Response	6	8	10	12	Total	
NO!	56.4	48.5	48.7	47.0	50.6	
no	15.9	20.8	22.6	26.1	20.8	
yes	17.2	17.8	20.6	14.6	17.6	
YES!	10.5	12.8	8.1	12.2	11.0	
N of Valid	429	437	310	287	1463	
N of Miss	91	46	90	62	289	

Table 179: How much do each of the following statements describe your neighborhood? lots of empty or abandoned buildings

Response	6	8	10	12	Total	
NO!	66.5	56.2	51.3	49.5	56.8	
no	16.7	22.7	25.8	24.7	22.0	
yes	10.6	14.0	11.9	15.3	12.8	
YES!	6.1	7.1	11.0	10.5	8.3	
N of Valid	424	436	310	287	1457	
N of Miss	97	48	90	62	297	

Table 180: How much do each of the following statements describe your neighborhood? lots of graffiti





Response	6	8	10	12	Total	
NO!	75.5	69.1	65.5	64.9	69.4	
no	14.8	21.7	24.5	27.7	21.5	
yes	5.7	5.1	6.8	4.9	5.6	
YES!	4.0	4.1	3.2	2.5	3.6	
N of Valid	420	434	310	285	1449	
N of Miss	101	49	90	64	304	

Table 181: If I had to move, I would miss the neighborhood I now live in.





Response	6	8	10	12	Total	
NO!	26.1	26.9	26.4	24.6	26.1	
no	9.4	16.6	20.2	21.1	16.1	
yes	21.9	23.9	26.7	30.5	25.2	
YES!	42.6	32.6	26.7	23.9	32.6	
N of Valid	425	435	307	285	1452	
N of Miss	95	49	93	64	301	

Table 182: My neighbors notice when I am doing a good job and let me know about it.





Response	6	8	10	12	Total	
NO!	38.8	43.5	37.3	43.7	40.9	
no	21.4	29.7	38.6	32.0	29.6	
yes	20.2	17.5	16.3	18.0	18.1	
YES!	19.5	9.2	7.8	6.3	11.4	
N of Valid	420	434	306	284	1444	
N of Miss	101	50	94	65	310	

Table 183: I like my neighborhood.

Response	6	8	10	12	Total	
NO!	16.4	16.7	17.9	19.6	17.4	
no	9.7	14.8	17.6	14.0	13.8	
yes	31.8	36.6	39.1	44.6	37.3	
YES!	42.0	31.9	25.4	21.8	31.5	
N of Valid	421	432	307	285	1445	
N of Miss	99	52	93	64	308	

Table 184: There are lots of adults in my neighborhood I could talk to about something important.

Response	6	8	10	12	Total	
NO!	27.5	30.1	32.1	33.1	30.4	
no	20.4	25.7	27.9	28.5	25.2	
yes	25.8	23.1	26.2	23.2	24.6	
YES!	26.3	21.1	13.8	15.1	19.9	
N of Valid	422	432	305	284	1443	
N of Miss	99	50	95	65	309	

Table 185: I'd like to get out of my neighborhood.

Response	6	8	10	12	Total	
NO!	46.3	38.4	29.4	22.8	35.7	
no	26.3	26.7	26.7	30.9	27.4	
yes	10.8	16.3	22.8	24.9	17.8	
YES!	16.6	18.6	21.1	21.4	19.1	
N of Valid	415	430	303	285	1433	
N of Miss	105	53	97	64	319	

Table 186: There are people in my neighborhood who are proud of me when I do something well.





Response	6	8	10	12	Total	
NO!	24.5	28.5	28.0	24.6	26.5	
no	15.0	26.5	29.0	31.2	24.6	
yes	31.9	29.0	31.3	31.6	30.8	
YES!	28.7	16.0	11.7	12.6	18.0	
N of Valid	408	431	300	285	1424	
N of Miss	112	52	100	64	328	

Table 187: There are people in my neighborhood who encourage me to do my best.





Response	6	8	10	12	Total	
NO!	23.0	26.2	23.6	26.4	24.8	
no	14.2	25.3	26.2	28.2	22.9	
yes	29.6	29.7	33.9	29.9	30.6	
YES!	33.3	18.8	16.3	15.5	21.8	
N of Valid	409	431	301	284	1425	
N of Miss	112	53	98	65	328	

Table 188: I feel safe in my neighborhood.





Response	6	8	10	12	Total	
NO!	16.2	16.8	15.8	13.0	15.7	
no	9.0	13.8	12.9	15.8	12.6	
yes	30.8	34.7	38.0	40.1	35.3	
YES!	44.1	34.7	33.3	31.0	36.4	
N of Valid	413	429	303	284	1429	
N of Miss	108	54	97	65	324	

Table 189: Which of the following activities for people your age are available in your community? sports teams?



Response	6	8	10	12	Total	
No	18.9	15.2	21.6	19.3	18.4	
Yes	81.1	84.8	78.4	80.7	81.6	
N of Valid	403	427	301	280	1411	
N of Miss	117	57	99	69	342	

Table 190: Which of the following activities for people your age are available in your community? scouting?



Response	6	8	10	12	Total	
No	38.5	54.7	57.5	60.7	51.9	
Yes	61.5	45.3	42.5	39.3	48.1	
N of Valid	395	424	299	280	1398	
N of Miss	126	60	101	69	356	

Table 191: Which of the following activities for people your age are available in your community? boys and girls clubs?



Response	6	8	10	12	Total	
No	37.4	39.4	46.3	54.8	43.4	
Yes	62.6	60.6	53.7	45.2	56.6	
N of Valid	401	424	300	279	1404	
N of Miss	120	60	100	70	350	

Table 192: Which of the following activities for people your age are available in your community? 4-H clubs?



Response	6	8	10	12	Total	
No	68.0	75.4	73.6	70.4	71.9	
Yes	32.0	24.6	26.4	29.6	28.1	
N of Valid	381	419	299	280	1379	
N of Miss	140	65	101	69	375	

Table 193: Which of the following activities for people your age are available in your community? service clubs?



Response	6	8	10	12	Total	
No	61.0	61.0	58.0	52.9	58.7	
Yes	39.0	39.0	42.0	47.1	41.3	
N of Valid	387	420	300	280	1387	
N of Miss	134	64	100	69	367	

Table 194: If a kid smoked marijuana in your neighborhood would he or she be caught by the police?





Response	6	8	10	12	Total	
NO!	13.5	22.7	29.0	29.5	22.8	
no	16.5	30.4	41.0	44.1	31.5	
yes	24.3	20.6	19.3	17.8	20.8	
YES!	45.6	26.3	10.7	8.5	24.9	
N of Valid	399	418	300	281	1398	
N of Miss	119	63	100	67	349	

Table 195: If a kid drank some beer, wine or hard liquor (for example, vodka, whiskey, or gin) in your neighborhood would he or she be caught by the police?





Response	6	8	10	12	Total	
NO!	14.1	24.5	31.0	33.5	24.7	
no	18.6	38.4	44.7	45.2	35.5	
yes	24.9	18.9	14.3	14.2	18.7	
YES!	42.5	18.2	10.0	7.1	21.1	
N of Valid	398	417	300	281	1396	
N of Miss	122	64	100	68	354	

Table 196: If a kid carried a handgun in your neighborhood would he or she be caught by the police?





Response	6	8	10	12	Total	
NO!	12.0	20.8	24.2	26.7	20.2	
no	15.8	21.3	32.6	32.0	24.3	
yes	19.8	26.8	24.8	23.5	23.7	
YES!	52.5	31.1	18.5	17.8	31.9	
N of Valid	400	418	298	281	1397	
N of Miss	121	64	101	68	354	

Table 197: If you wanted to get some cigarettes, how easy would it be for you to get some?





Response	6	8	10	12	Total	
Very hard	79.2	54.2	30.5	20.1	49.5	
Sort of hard	8.5	10.9	11.3	7.0	9.5	
Sort of easy	5.9	16.0	21.2	16.8	14.4	
Very easy	6.4	18.9	37.0	56.0	26.6	
N of Valid	390	413	292	273	1368	
N of Miss	129	71	107	76	383	

Table 198: If you wanted to get some beer, wine or hard liquor (for example, vodka, whiskey, or gin), how easy would it be for you to get some?





Response	6	8	10	12	Total	
Very hard	80.4	51.6	28.2	21.8	48.9	
Sort of hard	8.2	12.7	16.0	10.5	11.7	
Sort of easy	5.2	16.1	24.7	26.9	17.0	
Very easy	6.2	19.7	31.0	40.7	22.5	
N of Valid	388	411	287	275	1361	
N of Miss	133	72	113	74	392	

Table 199: If you wanted to get a drug like cocaine, LSD, or amphetamines, how easy would it be for you to get some?

Response	6	8	10	12	Total	
Very hard	93.2	81.0	58.3	51.6	73.8	
Sort of hard	3.6	7.1	14.8	17.6	9.8	
Sort of easy	2.1	3.6	12.0	13.9	7.0	
Very easy	1.0	8.3	14.8	16.8	9.3	
N of Valid	385	411	283	273	1352	
N of Miss	136	73	115	76	400	

Table 200: If you wanted to get a handgun, how easy would it be for you to get one?

Response	6	8	10	12	Total	
Very hard	85.3	65.2	55.4	46.2	65.1	
Sort of hard	8.5	9.5	16.1	17.6	12.2	
Sort of easy	2.1	10.7	9.8	17.6	9.4	
Very easy	4.1	14.6	18.6	18.7	13.3	
N of Valid	388	411	285	273	1357	
N of Miss	133	73	113	76	395	

Table 201: If you wanted to get some marijuana, how easy would it be for you to get some?

Response	6	8	10	12	Total	
Very hard	90.7	69.6	37.3	31.6	61.2	
Sort of hard	3.6	5.4	10.6	8.5	6.6	
Sort of easy	3.1	8.3	17.3	17.6	10.6	
Very easy	2.6	16.8	34.9	42.3	21.7	
N of Valid	386	411	284	272	1353	
N of Miss	135	73	114	77	399	

Table 202: During the past 12 months, have you participated in any alcohol prevention programs or seen any alcohol prevention messages in your school or community? Yes, a school-based program focused on preventing underage drinking and/or drinking and driving.



Response	6	8	10	12	Total	
No	67.8	66.9	76.3	76.8	71.3	
Yes	32.2	33.1	23.8	23.2	28.7	
N of Valid	521	484	400	349	1754	
N of Miss	0	0	0	0	0	

Table 203: During the past 12 months, have you participated in any alcohol prevention programs or seen any alcohol prevention messages in your school or community? Yes, a community-based program focused on preventing underage drinking and/or drinking and driving (for example, through your church or temple or through youth groups like Boys and Girls Club or 4-H).



Response	6	8	10	12	Total	
No	85.6	88.8	94.8	95.1	90.5	
Yes	14.4	11.2	5.3	4.9	9.5	
N of Valid	521	484	400	349	1754	
N of Miss	0	0	0	0	0	

Table 204: During the past 12 months, have you participated in any alcohol prevention programs or seen any alcohol prevention messages in your school or community? Yes, a media campaign addressing underage drinking and/or drinking and driving (for example, newspaper ads, posters, pamphlets, radio, TV).



Response	6	8	10	12	Total	
No	87.1	90.7	94.0	91.7	90.6	
Yes	12.9	9.3	6.0	8.3	9.4	
N of Valid	521	484	400	349	1754	
N of Miss	0	0	0	0	0	

Table 205: During the past 12 months, have you participated in any alcohol prevention programs or seen any alcohol prevention messages in your school or community? No



Response	6	8	10	12	Total	
No	61.8	51.0	58.3	53.3	56.3	
Yes	38.2	49.0	41.8	46.7	43.7	
N of Valid	521	484	400	349	1754	
N of Miss	0	0	0	0	0	

Table 206: How wrong do your parents feel it would be for YOU to: drink beer, wine or hard liquor (for example, vodka, whiskey or gin) regularly?

Response	6	8	10	12	Total	
Very wrong	93.9	85.0	75.2	62.1	81.0	
Wrong	4.3	7.8	16.0	18.4	10.6	
A little bit wrong	1.5	5.3	8.2	14.0	6.5	
Not wrong at all	0.3	1.9	0.7	5.5	1.9	
N of Valid	394	412	282	272	1360	
N of Miss	127	72	117	77	393	

Table 207: How wrong do your parents feel it would be for YOU to: smoke cigarettes?

Response	6	8	10	12	Total	
Very wrong	95.1	88.6	81.5	69.5	85.2	
Wrong	3.8	5.8	11.7	14.3	8.2	
A little bit wrong	0.8	2.9	3.6	7.4	3.3	
Not wrong at all	0.3	2.7	3.2	8.8	3.3	
N of Valid	390	412	281	272	1355	
N of Miss	131	72	118	77	398	

Table 208: How wrong do your parents feel it would be for YOU to: smoke marijuana?

Response	6	8	10	12	Total	
Very wrong	99.5	93.2	89.8	82.3	92.1	
Wrong	0.3	3.9	6.4	8.1	4.2	
A little bit wrong	0.3	1.9	2.8	5.5	2.4	
Not wrong at all	0.0	1.0	1.1	4.1	1.3	
N of Valid	389	412	283	271	1355	
N of Miss	132	72	117	78	399	

Table 209: How wrong do your parents feel it would be for YOU to: steal something worth more than \$5?





Response	6	8	10	12	Total	
Very wrong	92.5	87.5	86.4	86.0	88.4	
Wrong	5.9	9.6	9.3	11.1	8.8	
A little bit wrong	1.3	2.0	2.5	1.1	1.7	
Not wrong at all	0.3	1.0	1.8	1.8	1.1	
N of Valid	389	407	280	271	1347	
N of Miss	132	77	120	78	407	

Table 210: How wrong do your parents feel it would be for YOU to: draw graffiti, write things, or draw pictures on buildings or other property (without the owner's permission)?





Response	6	8	10	12	Total	
Very wrong	93.1	86.6	87.3	82.7	87.8	
Wrong	4.4	7.3	7.8	11.8	7.5	
A little bit wrong	1.0	3.4	2.8	3.3	2.6	
Not wrong at all	1.5	2.7	2.1	2.2	2.1	
N of Valid	390	411	283	271	1355	
N of Miss	131	73	117	78	399	

Table 211: How wrong do your parents feel it would be for YOU to: pick a fight with someone?





Response	6	8	10	12	Total	
Very wrong	79.5	67.2	64.5	62.7	69.3	
Wrong	13.6	18.9	19.5	22.5	18.2	
A little bit wrong	5.1	10.0	12.1	11.4	9.3	
Not wrong at all	1.8	3.9	3.9	3.3	3.2	
N of Valid	391	412	282	271	1356	
N of Miss	129	72	118	78	397	

Table 212: During the past 12 months, have you talked with at least one of your parents about the dangers of underage drinking and/or drinking and driving? By parents, we mean either your biological parents, adoptive parents, stepparents, or adult guardians - whether or not they live with you.



Response	6	8	10	12	Total	
No	49.2	59.0	55.1	57.6	55.1	
Yes	50.8	41.0	44.9	42.4	44.9	
N of Valid	372	385	274	262	1293	
N of Miss	148	98	126	86	458	

Table 213: Have any of your brothers or sisters ever: drunk beer, wine or hard liquor (for example, vodka, whiskey or gin)?




Response	6	8	10	12	Total	
No	79.6	61.0	42.0	37.8	57.8	
Yes	17.3	35.7	51.8	57.0	38.0	
I don't have any brothers or sisters	3.1	3.2	6.2	5.2	4.2	
N of Valid	388	403	274	270	1335	
N of Miss	133	80	126	79	418	

Table 214: Have any of your brothers or sisters ever: smoked marijuana?




Response	6	8	10	12	Total	
No	93.7	80.6	65.8	56.8	76.5	
Yes	2.9	15.9	28.4	38.0	19.2	
I don't have any brothers or sisters	3.4	3.5	5.8	5.2	4.3	
N of Valid	382	402	275	271	1330	
N of Miss	139	82	125	78	424	

Table 215: Have any of your brothers or sisters ever: smoked cigarettes?




Response	6	8	10	12	Total	
No	81.8	73.8	53.8	49.4	67.1	
Yes	14.8	22.2	41.0	45.4	28.7	
I don't have any brothers or sisters	3.4	4.0	5.1	5.2	4.3	
N of Valid	384	405	273	271	1333	
N of Miss	137	79	127	78	421	

Table 216: Have any of your brothers or sisters ever: taken a handgun to school?




Response	6	8	10	12	Total	
No	95.1	94.3	90.8	91.5	93.2	
Yes	1.8	2.0	3.7	3.3	2.6	
I don't have any brothers or sisters	3.1	3.7	5.5	5.2	4.2	
N of Valid	384	403	272	270	1329	
N of Miss	137	81	128	79	425	

Table 217: Have any of your brothers or sisters ever: been suspended or expelled from school?




Response	6	8	10	12	Total	
No	73.1	61.7	56.0	61.6	63.8	
Yes	23.8	34.3	38.1	32.8	31.8	
I don't have any brothers or sisters	3.1	4.0	5.9	5.5	4.4	
N of Valid	383	405	273	271	1332	
N of Miss	137	78	127	78	420	

Table 218: The rules in my family are clear.





Response	6	8	10	12	Total	
NO!	4.4	6.2	6.5	6.3	5.8	
no	6.0	8.6	10.1	9.6	8.4	
yes	24.9	37.0	38.4	40.0	34.4	
YES!	64.7	48.1	44.9	44.1	51.4	
N of Valid	385	405	276	270	1336	
N of Miss	136	78	123	78	415	

Table 219: People in my family often insult or yell at each other.

Response	6	8	10	12	Total	
NO!	38.3	26.7	21.5	21.2	27.9	
no	31.9	33.2	30.9	42.0	34.1	
yes	20.7	27.2	31.6	24.5	25.7	
YES!	9.1	13.0	16.0	12.3	12.3	
N of Valid	386	401	275	269	1331	
N of Miss	133	83	125	80	421	

Table 220: When I am not at home, one of my parents knows where I am and who I am with.

Response	6	8	10	12	Total	
NO!	7.3	8.0	4.7	4.5	6.4	
no	3.6	7.2	6.2	11.6	6.8	
yes	19.2	31.2	37.5	44.0	31.6	
YES!	69.9	53.6	51.6	39.9	55.2	
N of Valid	386	401	275	268	1330	
N of Miss	135	83	125	80	423	

Table 221: We argue about the same things in my family over and over.

Response	6	8	10	12	Total	
NO!	47.5	27.4	19.1	17.1	29.4	
no	30.8	31.3	34.2	36.8	32.9	
yes	12.3	25.9	26.5	32.7	23.5	
YES!	9.4	15.4	20.2	13.4	14.3	
N of Valid	383	402	272	269	1326	
N of Miss	138	82	127	80	427	

Table 222: If you drank some beer or wine or liquor (for example, vodka, whiskey, or gin) without your parents' permission, would you be caught by your parents?





Response	6	8	10	12	Total	
NO!	10.3	19.2	16.8	17.8	15.9	
no	5.8	18.2	27.1	34.9	19.9	
yes	9.5	15.4	23.1	20.8	16.4	
YES!	74.5	47.2	33.0	26.4	47.9	
N of Valid	380	396	273	269	1318	
N of Miss	140	86	127	80	433	

Table 223: My family has clear rules about alcohol and drug use.





Response	6	8	10	12	Total	
NO!	6.3	11.6	7.4	7.1	8.3	
no	4.0	11.1	11.4	14.9	9.9	
yes	12.7	15.4	25.4	31.2	19.9	
YES!	77.0	61.8	55.9	46.8	61.9	
N of Valid	378	395	272	269	1314	
N of Miss	142	88	128	80	438	

Table 224: If you carried a handgun without your parents' permission, would you be caught by your parents?





Response	6	8	10	12	Total	
NO!	8.5	13.5	9.6	13.5	11.3	
no	2.7	6.9	12.2	14.6	8.3	
yes	11.2	16.1	22.1	23.2	17.4	
YES!	77.7	63.5	56.1	48.7	63.0	
N of Valid	376	392	271	267	1306	
N of Miss	145	91	129	81	446	

Table 225: If you skipped school would you be caught by your parents?





Response	6	8	10	12	Total	
NO!	7.7	11.5	9.3	14.1	10.5	
no	4.8	9.9	12.6	20.8	11.2	
yes	14.8	18.1	21.9	24.2	19.2	
YES!	72.8	60.6	56.1	40.9	59.1	
N of Valid	378	393	269	269	1309	
N of Miss	143	89	131	80	443	

Table 226: Do you feel very close to your mother?





Response	6	8	10	12	Total	
NO!	6.1	13.7	13.4	11.2	11.0	
no	4.5	13.2	11.6	12.0	10.1	
yes	15.0	18.8	28.0	30.3	22.0	
YES!	74.3	54.2	47.0	46.4	56.9	
N of Valid	374	393	268	267	1302	
N of Miss	147	91	132	82	452	

Table 227: Do you share your thoughts and feelings with your mother?





Response	6	8	10	12	Total	
NO!	12.5	18.8	16.5	15.8	15.9	
no	12.0	21.1	20.7	21.4	18.4	
yes	21.8	22.6	28.6	27.1	24.5	
YES!	53.7	37.6	34.2	35.7	41.2	
N of Valid	376	394	266	266	1302	
N of Miss	144	89	134	83	450	

Table 228: My parents ask me what I think before most family decisions affecting me are made.

Response	6	8	10	12	Total
NO!	16.6	15.5	19.5	15.3	16.6
no	14.7	22.4	20.2	28.7	21.1
yes	31.8	31.8	32.6	32.8	32.2
YES!	37.0	30.3	27.7	23.1	30.2
N of Valid	368	393	267	268	1296
N of Miss	153	89	133	80	455

Table 229: Do you share your thoughts and feelings with your father?

Response	6	8	10	12	Total
NO!	24.8	30.8	30.6	30.6	29.0
no	19.9	27.9	24.3	26.5	24.6
yes	20.7	17.7	23.9	24.3	21.2
YES!	34.6	23.6	21.3	18.7	25.2
N of Valid	367	390	268	268	1293
N of Miss	153	92	132	81	458

Table 230: Do you enjoy spending time with your mother?

Response	6	8	10	12	Total
NO!	4.6	8.9	10.6	9.0	8.0
no	2.2	10.2	8.4	9.7	7.4
yes	20.2	29.8	39.5	38.1	30.8
YES!	73.0	51.0	41.4	43.3	53.8
N of Valid	371	392	263	268	1294
N of Miss	150	91	137	81	459

Table 231: Do you enjoy spending time with your father?

Response	6	8	10	12	Total	
NO!	8.2	14.8	18.3	18.4	14.4	
no	4.4	10.9	11.8	11.7	9.4	
yes	21.9	32.7	31.7	38.7	30.6	
YES!	65.6	41.6	38.2	31.2	45.6	
N of Valid	366	385	262	266	1279	
N of Miss	155	96	138	83	472	

Table 232: If I had a personal problem, I could ask my mom or dad for help.

Response	6	8	10	12	Total	
NO!	7.5	11.8	14.7	13.1	11.4	
no	4.9	12.1	12.4	11.6	10.0	
yes	18.1	27.2	34.2	32.1	27.0	
YES!	69.5	48.8	38.7	43.3	51.5	
N of Valid	371	389	266	268	1294	
N of Miss	149	94	134	81	458	

Table 233: Do you feel very close to your father?

Response	6	8	10	12	Total	
NO!	10.4	19.5	19.3	25.3	18.0	
no	9.0	17.4	21.6	16.2	15.6	
yes	20.7	24.4	28.4	28.3	25.0	
YES!	59.9	38.7	30.7	30.2	41.4	
N of Valid	367	385	264	265	1281	
N of Miss	153	97	136	84	470	

Table 234: My parents give me lots of chances to do fun things with them.

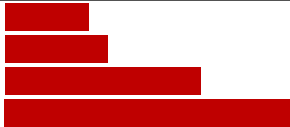
Response	6	8	10	12	Total	
NO!	5.9	13.1	14.3	13.4	11.3	
no	5.4	14.1	17.7	24.3	14.4	
yes	24.1	30.5	32.0	34.3	29.8	
YES!	64.6	42.3	36.1	28.0	44.5	
N of Valid	373	390	266	268	1297	
N of Miss	147	92	134	80	453	

Table 235: My parents ask if I've gotten my homework done.


Response	6	8	10	12	Total	
NO!	1.8	6.9	8.9	15.1	7.5	
no	1.3	6.9	11.4	18.8	8.7	
yes	17.9	29.6	37.6	36.9	29.4	
YES!	78.9	56.6	42.1	29.2	54.4	
N of Valid	379	392	271	271	1313	
N of Miss	142	92	129	78	441	

Table 236: People in my family have serious arguments.

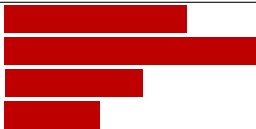
Response	6	8	10	12	Total	
NO!	39.9	23.1	20.1	24.0	27.5	
no	36.2	38.7	42.4	41.3	39.3	
yes	15.0	23.8	21.9	19.9	20.1	
YES!	8.8	14.4	15.6	14.8	13.1	
N of Valid	373	390	269	271	1303	
N of Miss	148	93	131	78	450	

Table 237: Would your parents know if you did not come home on time?

Response	6	8	10	12	Total
NO!	3.0	6.7	4.9	8.9	5.7
no	3.5	10.5	13.8	13.7	9.9
yes	23.1	31.1	35.4	37.8	31.1
YES!	70.4	51.7	45.9	39.6	53.3
N of Valid	372	389	268	270	1299
N of Miss	147	95	132	79	453

Table 238: It is important to be honest with your parents, even if they become upset or you get punished.

Response	6	8	10	12	Total
NO!	2.4	6.2	4.9	7.7	5.2
no	1.1	8.6	7.9	12.2	7.0
yes	20.0	31.7	35.2	39.5	30.7
YES!	76.5	53.5	52.1	40.6	57.1
N of Valid	370	385	267	271	1293
N of Miss	150	99	133	78	460

Table 239: My parents notice when I am doing a good job and let me know about it.

Response	6	8	10	12	Total
Never or Almost Never	7.2	11.2	13.2	14.4	11.1
Sometimes	15.8	25.3	26.0	28.4	23.4
Often	21.2	29.2	28.7	29.2	26.8
All the time	55.8	34.4	32.1	28.0	38.7
N of Valid	373	384	265	271	1293
N of Miss	148	99	135	78	460

Table 240: How often do your parents tell you they're proud of you for something you've done?

Response	6	8	10	12	Total	
Never or Almost Never	6.5	11.3	14.5	14.9	11.3	
Sometimes	14.0	22.3	24.8	26.9	21.4	
Often	25.3	29.9	26.3	29.9	27.8	
All the time	54.3	36.5	34.4	28.4	39.5	
N of Valid	372	381	262	268	1283	
N of Miss	149	103	138	81	471	

Table 241: How many brothers and sisters, including stepbrothers and stepsisters, do you have that are younger than you?

Response	6	8	10	12	Total	
0	27.3	24.9	28.9	30.6	27.6	
1	27.0	25.9	25.1	20.1	24.9	
2	17.0	19.0	16.7	16.8	17.5	
3	11.4	10.4	9.5	8.6	10.1	
4	3.0	7.5	5.3	7.8	5.8	
5	4.3	2.7	3.8	6.7	4.2	
6 or more	10.0	9.6	10.6	9.3	9.9	
N of Valid	370	374	263	268	1275	
N of Miss	150	110	137	80	477	

Table 242: How many brothers and sisters, including stepbrothers and stepsisters, do you have that are older than you?

Response	6	8	10	12	Total	
0	23.8	32.5	22.8	31.1	27.7	
1	23.3	19.2	22.1	22.2	21.6	
2	19.2	16.3	23.6	18.1	19.0	
3	10.6	13.4	11.2	7.8	11.0	
4	6.8	7.6	6.0	8.1	7.1	
5	6.8	4.7	4.9	4.8	5.4	
6 or more	9.5	6.3	9.4	7.8	8.2	
N of Valid	369	381	267	270	1287	
N of Miss	152	103	133	79	467	

Table 243: Have you changed homes in the past year (the last 12 months)?



Response	6	8	10	12	Total	
No	73.2	70.3	75.4	78.0	73.8	
Yes	26.8	29.7	24.6	22.0	26.2	
N of Valid	370	381	264	268	1283	
N of Miss	151	103	136	81	471	

Table 244: How many times have you changed homes since kindergarten?






Response	6	8	10	12	Total	
Never	36.3	24.2	26.9	26.7	28.7	
1 or 2 times	31.6	29.3	27.3	27.0	29.0	
3 or 4 times	16.2	22.3	25.8	21.9	21.2	
5 or 6 times	7.1	14.1	8.3	10.4	10.1	
7 or more times	8.8	10.1	11.7	14.1	10.9	
N of Valid	364	376	264	270	1274	
N of Miss	156	107	136	79	478	

Table 245: Have you changed schools (including changing from elementary to middle and middle to high school) in the past year?



Response	6	8	10	12	Total	
No	64.3	64.3	71.4	79.2	68.9	
Yes	35.7	35.7	28.6	20.8	31.1	
N of Valid	361	378	259	269	1267	
N of Miss	160	105	140	80	485	

Table 246: How many times have you changed schools since kindergarten (including changing from elementary to middle and middle to high school)?






Response	6	8	10	12	Total	
Never	40.4	28.5	30.4	29.4	32.5	
1 or 2 times	30.7	35.8	23.3	25.7	29.6	
3 or 4 times	16.9	18.8	26.5	26.0	21.4	
5 or 6 times	6.9	8.6	9.7	8.9	8.4	
7 or more times	5.0	8.3	10.1	10.0	8.1	
N of Valid	361	372	257	269	1259	
N of Miss	159	112	142	80	493	

Table 247: Has anyone in your family ever had severe alcohol or drug problems?



Response	6	8	10	12	Total	
No	74.2	62.3	59.9	55.8	63.8	
Yes	25.8	37.7	40.1	44.2	36.2	
N of Valid	361	371	257	269	1258	
N of Miss	160	111	143	80	494	

Table 248: About how many adults (over 21) have you known personally who in the past year have: used marijuana, crack, cocaine, or other drugs?






Response	6	8	10	12	Total	
0	81.9	61.7	47.5	41.7	60.2	
1	8.5	11.7	16.5	15.0	12.5	
2	3.1	10.1	9.8	13.2	8.7	
3-4	1.1	6.0	10.6	9.0	6.2	
5+	5.4	10.4	15.7	21.1	12.3	
N of Valid	353	366	255	266	1240	
N of Miss	167	116	145	83	511	

Table 249: About how many adults (over 21) have you known personally who in the past year have: sold or dealt drugs?


Response	6	8	10	12	Total	
0	87.0	67.8	59.8	57.0	69.4	
1	6.5	9.8	11.4	11.8	9.6	
2	1.7	7.1	7.1	6.8	5.5	
3-4	0.8	4.6	7.5	7.6	4.8	
5+	4.0	10.6	14.2	16.7	10.7	
N of Valid	354	367	254	263	1238	
N of Miss	167	116	146	86	515	

Table 250: About how many adults (over 21) have you known personally who in the past year have: done other things that could get them in trouble with the police, like stealing, selling stolen goods, mugging or assaulting others, etc.?


Response	6	8	10	12	Total	
0	82.4	63.4	59.3	55.7	66.3	
1	8.8	11.5	11.1	13.6	11.1	
2	3.1	8.2	8.7	6.8	6.6	
3-4	1.4	6.8	6.7	8.7	5.7	
5+	4.2	10.1	14.2	15.2	10.4	
N of Valid	353	366	253	264	1236	
N of Miss	168	117	146	85	516	

Table 251: About how many adults (over 21) have you known personally who in the past year have: gotten drunk or high?

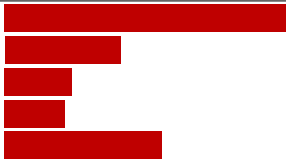
Response	6	8	10	12	Total	
0	65.0	43.3	33.5	28.4	44.3	
1	16.8	20.2	15.0	12.5	16.5	
2	5.7	8.4	10.6	10.2	8.5	
3-4	3.7	6.3	12.2	9.1	7.4	
5+	8.8	21.8	28.7	39.8	23.4	
N of Valid	351	367	254	264	1236	
N of Miss	169	117	146	85	517	

Table 252: Have you seen or heard information about underage drinking in the past 12 months from the following sources? Radio

Response	6	8	10	12	Total	
No	52.1	50.0	45.4	46.1	48.8	
Yes	47.9	50.0	54.6	53.9	51.2	
N of Valid	351	362	251	267	1231	
N of Miss	169	122	149	82	522	

Table 253: Have you seen or heard information about underage drinking in the past 12 months from the following sources? TV.

Response	6	8	10	12	Total	
No	25.9	26.9	24.0	20.1	24.5	
Yes	74.1	73.1	76.0	79.9	75.5	
N of Valid	348	360	250	264	1222	
N of Miss	173	124	150	85	532	

Table 254: Have you seen or heard information about underage drinking in the past 12 months from the following sources? Print. This includes information on underage drinking you may have seen in the newspaper, on a billboard, in pamphlets, on stickers, etc.

Response	6	8	10	12	Total	
No	46.8	48.3	37.8	40.6	44.1	
Yes	53.2	51.7	62.2	59.4	55.9	
N of Valid	348	358	249	266	1221	
N of Miss	173	126	151	83	533	

Table 255: Have you seen or heard information about underage drinking in the past 12 months from the following sources? Website or social media? (Facebook, Myspace, website, etc.)

Response	6	8	10	12	Total	
No	49.0	39.8	38.6	36.1	41.4	
Yes	51.0	60.2	61.4	63.9	58.6	
N of Valid	349	359	249	266	1223	
N of Miss	172	125	151	83	531	

Table 256: The next questions ask about your opinions of the information you saw or heard. If you have seen or heard more than one ad, please think about your favorite ad when answering these questions. The information about underage drinking that I saw or heard was convincing.






Response	6	8	10	12	Total	
NO!	29.9	31.6	19.4	16.0	25.2	
no	5.3	11.3	17.3	20.5	12.9	
yes	15.1	25.4	35.1	35.0	26.6	
YES!	32.0	20.9	19.8	20.2	23.6	
I have not seen or heard any ads about underage drinking in the past 12 months.	17.8	10.7	8.5	8.4	11.7	
N of Valid	338	354	248	263	1203	
N of Miss	180	127	152	85	544	

Table 257: The next questions ask about your opinions of the information you saw or heard. If you have seen or heard more than one ad, please think about your favorite ad when answering these questions. The information about underage drinking that I saw or heard grabbed my attention.






Response	6	8	10	12	Total	
NO!	24.3	24.9	17.7	14.1	20.9	
no	7.3	17.6	19.4	21.3	15.9	
yes	16.4	24.6	28.6	33.5	25.1	
YES!	34.0	21.8	23.4	22.4	25.7	
I have not seen or heard any ads about underage drinking in the past 12 months.	17.9	11.0	10.9	8.7	12.4	
N of Valid	341	353	248	263	1205	
N of Miss	180	128	152	86	546	

Table 258: The next questions ask about your opinions of the information you saw or heard. If you have seen or heard more than one ad, please think about your favorite ad when answering these questions. The information about underage drinking that I saw or heard said something important to me.






Response	6	8	10	12	Total	
NO!	24.2	24.5	15.7	17.9	21.2	
no	8.0	14.8	21.8	21.4	15.8	
yes	13.6	23.6	28.6	32.4	23.8	
YES!	36.6	24.5	21.8	20.2	26.4	
I have not seen or heard any ads about underage drinking in the past 12 months.	17.7	12.5	12.1	8.0	12.9	
N of Valid	339	351	248	262	1200	
N of Miss	182	132	152	87	553	

Table 259: The next questions ask about your opinions of the information you saw or heard. If you have seen or heard more than one ad, please think about your favorite ad when answering these questions. Seeing or hearing this information about underage drinking made me want to stop or decrease my drinking.










Response	6	8	10	12	Total	
NO!	27.2	28.0	21.1	20.8	24.6	
no	3.5	11.4	14.9	15.8	11.1	
yes	5.9	12.2	22.3	25.0	15.7	
YES!	30.0	25.1	26.4	23.8	26.3	
I have not seen or heard any ads about underage drinking in the past 12 months.	33.4	23.3	15.3	14.6	22.2	
N of Valid	287	343	242	260	1132	
N of Miss	233	138	158	89	618	

Table 260: How honest were you in filling out this survey?

Response	6	8	10	12	Total	
I was very honest	85.6	81.3	77.0	80.1	81.4	
I was honest pretty much of the time	11.6	14.0	18.3	17.7	15.0	
I was honest some of the time	2.8	3.6	3.5	1.9	3.0	
I was honest once in a while	0.0	1.1	1.2	0.4	0.6	
I was not honest at all	0.0	0.0	0.0	0.0	0.0	
N of Valid	353	358	257	266	1234	
N of Miss	166	124	142	83	515	