

2011 APNA

Arkansas Prevention Needs Assessment Student Survey



Mississippi County Tables

**Arkansas Department of Human Services
Division of Behavioral Health Services**

Conducted by International Survey Associates dba Pride Surveys

Contents

1	INTRODUCTION	11
2	PERCENTAGE TABLES	16

List of Tables

1	Sex	17
2	Age	17
3	Are you Hispanic or Latino?	17
4	What is your race? Black or African American	18
5	What is your race? Asian	18
6	What is your race? American Indian	18
7	What is your race? Alaska Native	18
8	What is your race? White	19
9	What is your race? Native Hawaiian or Other Pacific Islander	19
10	What is your race? Other	19
11	What is the highest level of schooling completed by your mother or father?	20
12	Think of where you live most of the time. Which of the following people live there with you? Mother	20
13	Think of where you live most of the time. Which of the following people live there with you? Stepmother	20
14	Think of where you live most of the time. Which of the following people live there with you? Foster Mother	21
15	Think of where you live most of the time. Which of the following people live there with you? Grandmother	21
16	Think of where you live most of the time. Which of the following people live there with you? Aunt	21
17	Think of where you live most of the time. Which of the following people live there with you? Father	21
18	Think of where you live most of the time. Which of the following people live there with you? Stepfather	22
19	Think of where you live most of the time. Which of the following people live there with you? Foster Father	22
20	Think of where you live most of the time. Which of the following people live there with you? Grandfather	22
21	Think of where you live most of the time. Which of the following people live there with you? Uncle	22
22	Think of where you live most of the time. Which of the following people live there with you? Other Adults	23
23	Think of where you live most of the time. Which of the following people live there with you? Brother(s)	23
24	Think of where you live most of the time. Which of the following people live there with you? Stepbrother(s)	23
25	Think of where you live most of the time. Which of the following people live there with you? Sister(s)	23
26	Think of where you live most of the time. Which of the following people live there with you? Stepsister(s)	24

27	Think of where you live most of the time. Which of the following people live there with you? Other Children	24
28	In my school, students have lots of chances to help decide things like class activities and rules.	24
29	Teachers ask me to work on special classroom projects.	24
30	My teacher(s) notices when I am doing a good job and lets me know about it.	25
31	There are lots of chances for students in my school to get involved in sports, clubs, and other school activities outside of class.	25
32	There are lots of chances for students in my school to talk with a teacher one-on-one.	25
33	I feel safe at my school.	26
34	The school lets my parents know when I have done something well.	26
35	My teachers praise me when I work hard in school.	26
36	Are your school grades better than the grades of most students in your class?	27
37	I have lots of chances to be part of class discussions or activities.	27
38	Now thinking back over the past year in school, how often did you: enjoy being in school?	27
39	Now thinking back over the past year in school, how often did you: hate being in school?	28
40	Now thinking back over the past year in school, how often did you: try to do your best work in school?	28
41	How often do you feel that the school work you are assigned is meaningful and important?	28
42	Putting them all together, what were your grades like last year?	29
43	How important do you think the things you are learning in school are going to be for your later life?	29
44	How interesting are most of your courses to you?	29
45	During the LAST FOUR WEEKS how many whole days of school have you missed because you skipped or 'cut'?	30
46	What are the chances you would be seen as cool if you: smoked cigarettes?	30
47	What are the chances you would be seen as cool if you: worked hard at school?	30
48	What are the chances you would be seen as cool if you: began drinking alcoholic beverages regularly, that is, at least once or twice a month?	31
49	What are the chances you would be seen as cool if you: defended someone who was being verbally abused at school?	31
50	What are the chances you would be seen as cool if you: smoked marijuana?	31
51	What are the chances you would be seen as cool if you: carried a handgun?	32

52	What are the chances you would be seen as cool if you: regularly volunteered to do community service?	32
53	Think of your four best friends (the friends you feel closest to). In the past year (12 months), how many of your best friends have: participated in clubs, organizations or activities at school?	32
54	Think of your four best friends (the friends you feel closest to). In the past year (12 months), how many of your best friends have: smoked cigarettes?	33
55	Think of your four best friends (the friends you feel closest to). In the past year (12 months), how many of your best friends have: tried beer, wine or hard liquor (for example, vodka, whiskey, or gin) when their parents didn't know about it?	33
56	Think of your four best friends (the friends you feel closest to). In the past year (12 months), how many of your best friends have: made a commitment to stay drug-free?	33
57	Think of your four best friends (the friends you feel closest to). In the past year (12 months), how many of your best friends have: used marijuana?	34
58	Think of your four best friends (the friends you feel closest to). In the past year (12 months), how many of your best friends have: tried to do well in school?	34
59	Think of your four best friends (the friends you feel closest to). In the past year (12 months), how many of your best friends have: used LSD, cocaine, amphetamines, or other illegal drugs?	34
60	Think of your four best friends (the friends you feel closest to). In the past year (12 months), how many of your best friends have: been suspended from school?	35
61	Think of your four best friends (the friends you feel closest to). In the past year (12 months), how many of your best friends have: liked school?	35
62	Think of your four best friends (the friends you feel closest to). In the past year (12 months), how many of your best friends have: carried a handgun?	35
63	Think of your four best friends (the friends you feel closest to). In the past year (12 months), how many of your best friends have: sold illegal drugs?	36
64	Think of your four best friends (the friends you feel closest to). In the past year (12 months), how many of your best friends have: regularly attended religious services?	36
65	Think of your four best friends (the friends you feel closest to). In the past year (12 months), how many of your best friends have: stolen or tried to steal a motor vehicle such as a car or motorcycle?	36
66	Think of your four best friends (the friends you feel closest to). In the past year (12 months), how many of your best friends have: been arrested?	37

67	Think of your four best friends (the friends you feel closest to). In the past year (12 months), how many of your best friends have: dropped out of school?	37
68	Think of your four best friends (the friends you feel closest to). In the past year (12 months), how many of your best friends have: been members of a gang?	37
69	How old were you when you first: smoked marijuana?	38
70	How old were you when you first: smoked a cigarette, even just a puff?	38
71	How old were you when you first: had more than a sip or two of beer, wine or hard liquor (for example, vodka, whiskey, or gin)? . . .	39
72	How old were you when you first: began drinking alcoholic beverages regularly, that is, at least once or twice a month?	39
73	How old were you when you first: used phenoxydine (pox, px, breeze)?	40
74	How old were you when you first: got suspended from school? . . .	40
75	How old were you when you first: got arrested?	41
76	How old were you when you first: carried a handgun?	41
77	How old were you when you first: attacked someone with the idea of seriously hurting them?	42
78	How old were you when you first: belonged to a gang?	42
79	How wrong do you think it is for someone your age to: take a handgun to school?	43
80	How wrong do you think it is for someone your age to: steal anything worth more than \$5?	43
81	How wrong do you think it is for someone your age to: pick a fight with someone?	43
82	How wrong do you think it is for someone your age to: attack someone with the idea of seriously hurting them?	44
83	How wrong do you think it is for someone your age to: stay away from school all day when their parents think they are at school? . .	44
84	How wrong do you think it is for someone your age to: drink beer, wine or hard liquor (for example, vodka, whiskey, or gin) regularly? .	44
85	How wrong do you think it is for someone your age to: smoke cigarettes?	45
86	How wrong do you think it is for someone your age to: smoke marijuana?	45
87	How wrong do you think it is for someone your age to: use LSD, cocaine, amphetamines or another illegal drug?	45
88	At school during the past 12 months, did you receive help from the resource teacher, speech therapist or other special education teacher?	46
89	How many times in the past year (12 months) have you: been suspended from school?	46
90	How many times in the past year (12 months) have you: carried a handgun?	46

91	How many times in the past year (12 months) have you: sold illegal drugs?	47
92	How many times in the past year (12 months) have you: stolen or tried to steal a motor vehicle such as a car or motorcycle?	47
93	How many times in the past year (12 months) have you: participated in clubs, organizations or activities at school?	48
94	How many times in the past year (12 months) have you: been arrested?	48
95	How many times in the past year (12 months) have you: done extra work on your own for school?	49
96	How many times in the past year (12 months) have you: attacked someone with the idea of seriously hurting them?	49
97	How many times in the past year (12 months) have you: been drunk or high at school?	50
98	How many times in the past year (12 months) have you: volunteered to do community service?	50
99	How many times in the past year (12 months) have you: taken a handgun to school?	51
100	Are you currently on probation, or assigned a probation officer with Juvenile Court?	51
101	Have you ever belonged to a gang?	51
102	If you have ever belonged to a gang, did that gang have a name? . .	52
103	How many times have you done the following things? done what feels good no matter what.	52
104	How many times have you done the following things? done something dangerous because someone dared you to do it.	52
105	How many times have you done the following things? done crazy things even if they are a little dangerous.	53
106	You're looking at CD's in a music store with a friend. You look up and see her slip a CD under her coat. She smiles and says 'Which one do you want? Go ahead, take it while nobody's around.' There is nobody in sight, no employees and no other customers. What would you do now?	53
107	You are visiting another part of town, and you don't know any of the people your age there. You are walking down the street, and some teenager you don't know is walking toward you. He is about your size, and as he is about to pass you, he deliberately bumps into you and you almost lose your balance. What would you say or do? .	53
108	You are at a party at someone's house, and one of your friends offers you a drink containing alcohol. What would you say or do?	54
109	It's 8:00 on a weeknight and you are about to go over to a friend's home when your mother asks you where you are going. You say 'Oh, just going to go hang out with some friends.' She says, 'No, you'll just get into trouble if you go out. Stay home tonight.' What would you do now?	54
110	How often do you attend religious services or activities?	54

111	I do the opposite of what people tell me, just to get them mad. . .	55
112	I like to see how much I can get away with.	55
113	I ignore rules that get in my way.	55
114	I think sometimes it's okay to cheat at school.	56
115	It is important to think before you act.	56
116	Sometimes I think that life is not worth it.	56
117	At times I think I am no good at all.	57
118	All in all, I am inclined to think that I am a failure.	57
119	In the past year, have you felt depressed or sad MOST days, even if you felt okay sometimes?	57
120	It is all right to beat up people if they start the fight.	58
121	I think it is okay to take something without asking if you can get away with it.	58
122	Sometimes we don't know what we will do as adults, but we may have an idea. Please answer how true these statements may be for you. WHEN I AM AN ADULT I WILL: smoke cigarettes.	58
123	Sometimes we don't know what we will do as adults, but we may have an idea. Please answer how true these statements may be for you. WHEN I AM AN ADULT I WILL: drink beer, wine, or liquor.	59
124	Sometimes we don't know what we will do as adults, but we may have an idea. Please answer how true these statements may be for you. WHEN I AM AN ADULT I WILL: smoke marijuana.	59
125	Sometimes we don't know what we will do as adults, but we may have an idea. Please answer how true these statements may be for you. WHEN I AM AN ADULT I WILL: use LSD, cocaine, amphetamines or another illegal drug.	59
126	How much do you think people risk harming themselves (physically or in other ways) if they: smoked one or more packs of cigarettes per day?	60
127	How much do you think people risk harming themselves (physically or in other ways) if they: try marijuana once or twice?	60
128	How much do you think people risk harming themselves (physically or in other ways) if they: smoke marijuana regularly?	60
129	How much do you think people risk harming themselves (physically or in other ways) if they: take one or two drinks of an alcoholic beverage (beer, wine, liquor) nearly every day?	61
130	How much do you think people risk harming themselves (physically or in other ways) if they: have five or more drinks once or twice each weekend?	61
131	Have you ever used smokeless tobacco (chew, snuff, plug, dipping tobacco, or chewing tobacco)?	61
132	How often have you taken smokeless tobacco during the past 30 days?	62
133	Have you ever smoked cigarettes?	62
134	How frequently have you smoked cigarettes during the past 30 days?	62

135	Which statement best describes rules about smoking inside your home?	63
136	Which statement best describes rules about smoking in your family cars?	63
137	During this school year, were you taught in any of your classes about the dangers of tobacco use?	64
138	During the past 12 months, have you participated in any community activities to discourage people your age from using cigarettes, chewing tobacco, snuff, dip or cigars?	64
139	On how many occasions have you had alcoholic beverages (beer, wine or hard liquor) to drink in your lifetime - more than just a few sips?	64
140	On how many occasions have you had beer, wine or hard liquor to drink during the past 30 days?	65
141	On how many occasions have you used marijuana (grass, pot) or hashish (hash, hash oil) in your lifetime?	65
142	On how many occasions have you used marijuana (grass, pot) or hashish (hash, hash oil) during the past 30 days?	65
143	On how many occasions have you used LSD or other psychedelics in your lifetime?	66
144	On how many occasions have you used LSD or other psychedelics during the past 30 days?	66
145	On how many occasions have you used cocaine or crack in your lifetime?	66
146	On how many occasions have you used cocaine or crack during the past 30 days?	67
147	On how many occasions have you sniffed glue, breathed the contents of an aerosol spray can, or inhaled other gases or sprays, in order to get high in your lifetime?	67
148	On how many occasions have you sniffed glue, breathed the contents of an aerosol spray can, or inhaled other gases or sprays, in order to get high during the past 30 days?	68
149	On how many occasions have you used phenoxydine (pox, px, breeze) in your lifetime?	68
150	On how many occasions have you used phenoxydine (pox, px, breeze) during the past 30 days?	69
151	On how many occasions have you used sedatives (tranquilizers, such as Valium or Xanax, barbiturates, or sleeping pills) without a doctor telling you to take them, in your lifetime?	69
152	On how many occasions have you used sedatives (tranquilizers, such as Valium or Xanax, barbiturates, or sleeping pills) without a doctor telling you to take them, during the past 30 days?	70
153	On how many occasions have you used methamphetamines (meth, speed, crank, crystal meth) in your lifetime?	70

154	On how many occasions have you used methamphetamines (meth, speed, crank, crystal meth) in the past 30 days?	71
155	On how many occasions have you used stimulants, other than Methamphetamines (such as amphetamines, Ritalin or Dexedrine) without a doctor telling you to take them, in your lifetime?	71
156	On how many occasions have you used stimulants, other than Methamphetamines (such as amphetamines, Ritalin or Dexedrine) without a doctor telling you to take them, during the past 30 days?	72
157	On how many occasions have you used heroin or other opiates in your lifetime?	72
158	On how many occasions have you used heroin or other opiates during the past 30 days?	73
159	On how many occasions have you used MDMA ('X', 'E', or ecstasy) in your lifetime?	73
160	On how many occasions have you used MDMA ('X', 'E', or ecstasy) during the past 30 days?	73
161	On how many occasions have you taken prescription drugs (such as Valium, Xanax, Ritalin, Adderall, OxyContin, Darvocet, or sleeping pills) on your own-that is, without a doctor telling you to take them in your lifetime?	74
162	On how many occasions have you taken prescription drugs (such as Valium, Xanax, Ritalin, Adderall, OxyContin, Darvocet, or sleeping pills) on your own-that is, without a doctor telling you to take them during the past 30 days?	74
163	On how many occasions have you taken non-prescription medicines such as diet pills (for example, Dietac, Dexatrim or Prolamine), stay-awake pills (for example No-Doz, Vivarin, or Wake), or cough or cold medicines (robos, DXM, etc.) to get high in your lifetime?	75
164	On how many occasions have you taken non-prescription medicines such as diet pills (for example, Dietac, Dexatrim or Prolamine), stay-awake pills (for example No-Doz, Vivarin, or Wake), or cough or cold medicines (robos, DXM, etc.) to get high during the past 30 days?	75
165	On how many occasions have you been drunk or very high from drinking alcoholic beverages during the past 30 days?	76
166	On how many occasions have you drunk flavored alcoholic beverages, sometimes called 'alcopops' (like Mike's Hard Lemonade, Smirnoff Ice, Bacardi Breezers, etc.) in your lifetime?	76
167	On how many occasions have you drunk flavored alcoholic beverages, sometimes called 'alcopops' (like Mike's Hard Lemonade, Smirnoff Ice, Bacardi Breezers, etc.) during the past 30 days?	77
168	Think back over the last two weeks. How many times have you had five or more alcoholic drinks in a row?	77
169	During the past 30 days, how many times did you ride in a car or other vehicle driven by someone who had been drinking alcohol?	77

170	During the past 30 days, how many times did you drive a car or other vehicle when you had been drinking alcohol?	78
171	If you drank alcohol (not just a sip or taste) in the past year, how did you usually get it?	78
172	If you drank alcohol (not just a sip or taste) in the past year, where did you usually drink it?	79
173	During the last month, about how many marijuana cigarettes, or the equivalent, did you smoke a day, on the average?	79
174	How wrong would most adults (over 21) in your neighborhood think it is for kids your age: to use marijuana?	80
175	How wrong would most adults (over 21) in your neighborhood think it is for kids your age: to drink alcohol?	80
176	How wrong would most adults (over 21) in your neighborhood think it is for kids your age: to smoke cigarettes?	80
177	How much do each of the following statements describe your neighborhood? crime and/or drug selling	81
178	How much do each of the following statements describe your neighborhood? fights	81
179	How much do each of the following statements describe your neighborhood? lots of empty or abandoned buildings	81
180	How much do each of the following statements describe your neighborhood? lots of graffiti	82
181	If I had to move, I would miss the neighborhood I now live in.	82
182	My neighbors notice when I am doing a good job and let me know about it.	82
183	I like my neighborhood.	83
184	There are lots of adults in my neighborhood I could talk to about something important.	83
185	I'd like to get out of my neighborhood.	83
186	There are people in my neighborhood who are proud of me when I do something well.	84
187	There are people in my neighborhood who encourage me to do my best.	84
188	I feel safe in my neighborhood.	84
189	Which of the following activities for people your age are available in your community? sports teams?	85
190	Which of the following activities for people your age are available in your community? scouting?	85
191	Which of the following activities for people your age are available in your community? boys and girls clubs?	85
192	Which of the following activities for people your age are available in your community? 4-H clubs?	85
193	Which of the following activities for people your age are available in your community? service clubs?	86

194	If a kid smoked marijuana in your neighborhood would he or she be caught by the police?	86
195	If a kid drank some beer, wine or hard liquor (for example, vodka, whiskey, or gin) in your neighborhood would he or she be caught by the police?	86
196	If a kid carried a handgun in your neighborhood would he or she be caught by the police?	87
197	If you wanted to get some cigarettes, how easy would it be for you to get some?	87
198	If you wanted to get some beer, wine or hard liquor (for example, vodka, whiskey, or gin), how easy would it be for you to get some?	87
199	If you wanted to get a drug like cocaine, LSD, or amphetamines, how easy would it be for you to get some?	88
200	If you wanted to get a handgun, how easy would it be for you to get one?	88
201	If you wanted to get some marijuana, how easy would it be for you to get some?	88
202	During the past 12 months, have you participated in any alcohol prevention programs or seen any alcohol prevention messages in your school or community? Yes, a school-based program focused on preventing underage drinking and/or drinking and driving.	89
203	During the past 12 months, have you participated in any alcohol prevention programs or seen any alcohol prevention messages in your school or community? Yes, a community-based program focused on preventing underage drinking and/or drinking and driving (for example, through your church or temple or through youth groups like Boys and Girls Club or 4-H).	89
204	During the past 12 months, have you participated in any alcohol prevention programs or seen any alcohol prevention messages in your school or community? Yes, a media campaign addressing underage drinking and/or drinking and driving (for example, newspaper ads, posters, pamphlets, radio, TV).	89
205	During the past 12 months, have you participated in any alcohol prevention programs or seen any alcohol prevention messages in your school or community? No	89
206	How wrong do your parents feel it would be for YOU to: drink beer, wine or hard liquor (for example, vodka, whiskey or gin) regularly?	90
207	How wrong do your parents feel it would be for YOU to: smoke cigarettes?	90
208	How wrong do your parents feel it would be for YOU to: smoke marijuana?	90
209	How wrong do your parents feel it would be for YOU to: steal something worth more than \$5?	91

210	How wrong do your parents feel it would be for YOU to: draw graffiti, write things, or draw pictures on buildings or other property (without the owner's permission)?	91
211	How wrong do your parents feel it would be for YOU to: pick a fight with someone?	91
212	During the past 12 months, have you talked with at least one of your parents about the dangers of underage drinking and/or drinking and driving? By parents, we mean either your biological parents, adoptive parents, stepparents, or adult guardians - whether or not they live with you.	92
213	Have any of your brothers or sisters ever: drunk beer, wine or hard liquor (for example, vodka, whiskey or gin)?	92
214	Have any of your brothers or sisters ever: smoked marijuana?	92
215	Have any of your brothers or sisters ever: smoked cigarettes?	92
216	Have any of your brothers or sisters ever: taken a handgun to school?	93
217	Have any of your brothers or sisters ever: been suspended or expelled from school?	93
218	The rules in my family are clear.	93
219	People in my family often insult or yell at each other.	94
220	When I am not at home, one of my parents knows where I am and who I am with.	94
221	We argue about the same things in my family over and over.	94
222	If you drank some beer or wine or liquor (for example, vodka, whiskey, or gin) without your parents' permission, would you be caught by your parents?	95
223	My family has clear rules about alcohol and drug use.	95
224	If you carried a handgun without your parents' permission, would you be caught by your parents?	95
225	If you skipped school would you be caught by your parents?	96
226	Do you feel very close to your mother?	96
227	Do you share your thoughts and feelings with your mother?	96
228	My parents ask me what I think before most family decisions affecting me are made.	97
229	Do you share your thoughts and feelings with your father?	97
230	Do you enjoy spending time with your mother?	97
231	Do you enjoy spending time with your father?	98
232	If I had a personal problem, I could ask my mom or dad for help.	98
233	Do you feel very close to your father?	98
234	My parents give me lots of chances to do fun things with them.	99
235	My parents ask if I've gotten my homework done.	99
236	People in my family have serious arguments.	99
237	Would your parents know if you did not come home on time?	100
238	It is important to be honest with your parents, even if they become upset or you get punished.	100

239	My parents notice when I am doing a good job and let me know about it.	100
240	How often do your parents tell you they're proud of you for something you've done?	101
241	How many brothers and sisters, including stepbrothers and sisters, do you have that are younger than you?	101
242	How many brothers and sisters, including stepbrothers and sisters, do you have that are older than you?	101
243	Have you changed homes in the past year (the last 12 months)?	102
244	How many times have you changed homes since kindergarten?	102
245	Have you changed schools (including changing from elementary to middle and middle to high school) in the past year?	102
246	How many times have you changed schools since kindergarten (including changing from elementary to middle and middle to high school)?	103
247	Has anyone in your family ever had severe alcohol or drug problems?	103
248	About how many adults (over 21) have you known personally who in the past year have: used marijuana, crack, cocaine, or other drugs?	103
249	About how many adults (over 21) have you known personally who in the past year have: sold or dealt drugs?	104
250	About how many adults (over 21) have you known personally who in the past year have: done other things that could get them in trouble with the police, like stealing, selling stolen goods, mugging or assaulting others, etc.?	104
251	About how many adults (over 21) have you known personally who in the past year have: gotten drunk or high?	104
252	Have you seen or heard information about underage drinking in the past 12 months from the following sources? Radio	105
253	Have you seen or heard information about underage drinking in the past 12 months from the following sources? TV.	105
254	Have you seen or heard information about underage drinking in the past 12 months from the following sources? Print. This includes information on underage drinking you may have seen in the newspaper, on a billboard, in pamphlets, on stickers, etc.	105
255	Have you seen or heard information about underage drinking in the past 12 months from the following sources? Website or social media? (Facebook, Myspace, website, etc.)	105
256	The next questions ask about your opinions of the information you saw or heard. If you have seen or heard more than one ad, please think about your favorite ad when answering these questions. The information about underage drinking that I saw or heard was convincing.	106

257	The next questions ask about your opinions of the information you saw or heard. If you have seen or heard more than one ad, please think about your favorite ad when answering these questions. The information about underage drinking that I saw or heard grabbed my attention.	106
258	The next questions ask about your opinions of the information you saw or heard. If you have seen or heard more than one ad, please think about your favorite ad when answering these questions. The information about underage drinking that I saw or heard said something important to me.	106
259	The next questions ask about your opinions of the information you saw or heard. If you have seen or heard more than one ad, please think about your favorite ad when answering these questions. Seeing or hearing this information about underage drinking made me want to stop or decrease my drinking.	107
260	How honest were you in filling out this survey?	107

List of Figures

1	Grade Chart	12
2	Gender Chart	13
3	Age Chart	14
4	Ethnic Origin Chart	15

1 INTRODUCTION

This report was generated from data collected on the *2011 Arkansas Prevention Needs Assessment Student Survey*. This report contains basic frequency tables of all data collected and graphs on the selected demographic variables of grade, gender, age and ethnic origin. The graph on ethnic origin is represented as a bar chart rather than as a pie chart. This is because students were allowed to mark more than one response for ethnic origin as opposed to being allowed to mark only one response. The bars represent the percent of students who marked each of the ethnic categories.

Questions regarding the information found in this report can be directed to:

Pride Surveys

160 Vanderbilt Court
Bowling Green, KY 42103
1-800-279-6361
www.pridesurveys.com

Grade Chart

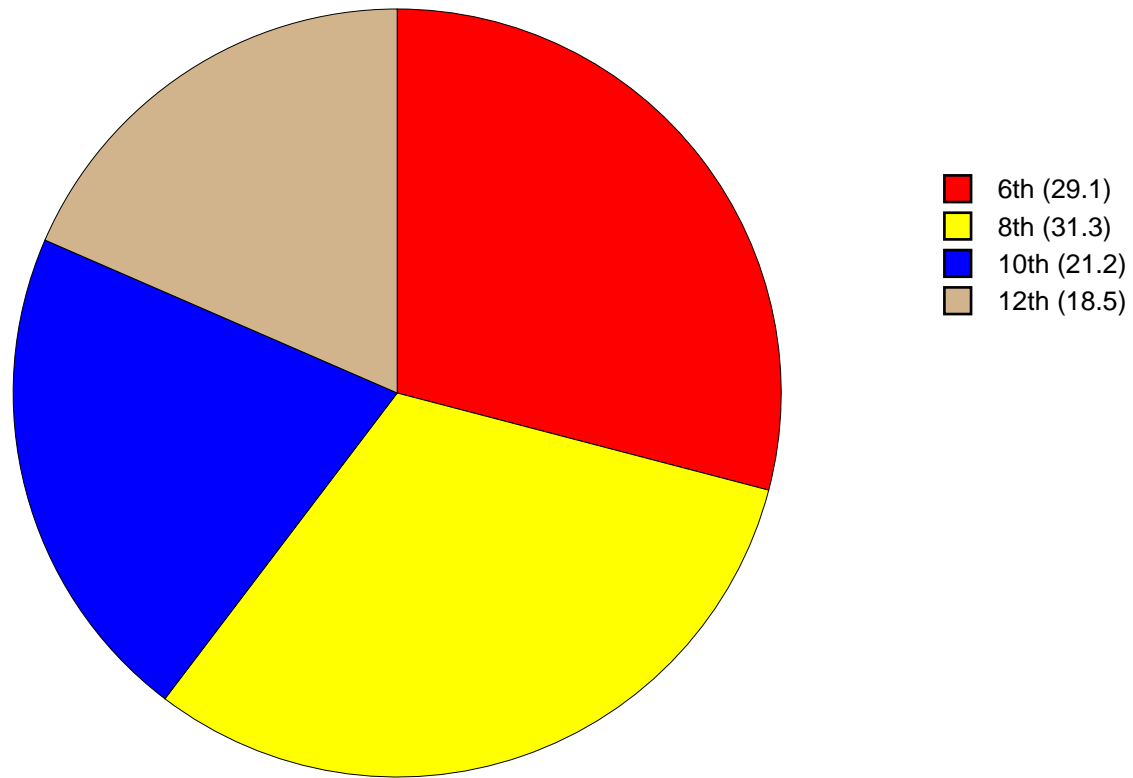


Figure 1: Grade Chart

Gender Chart

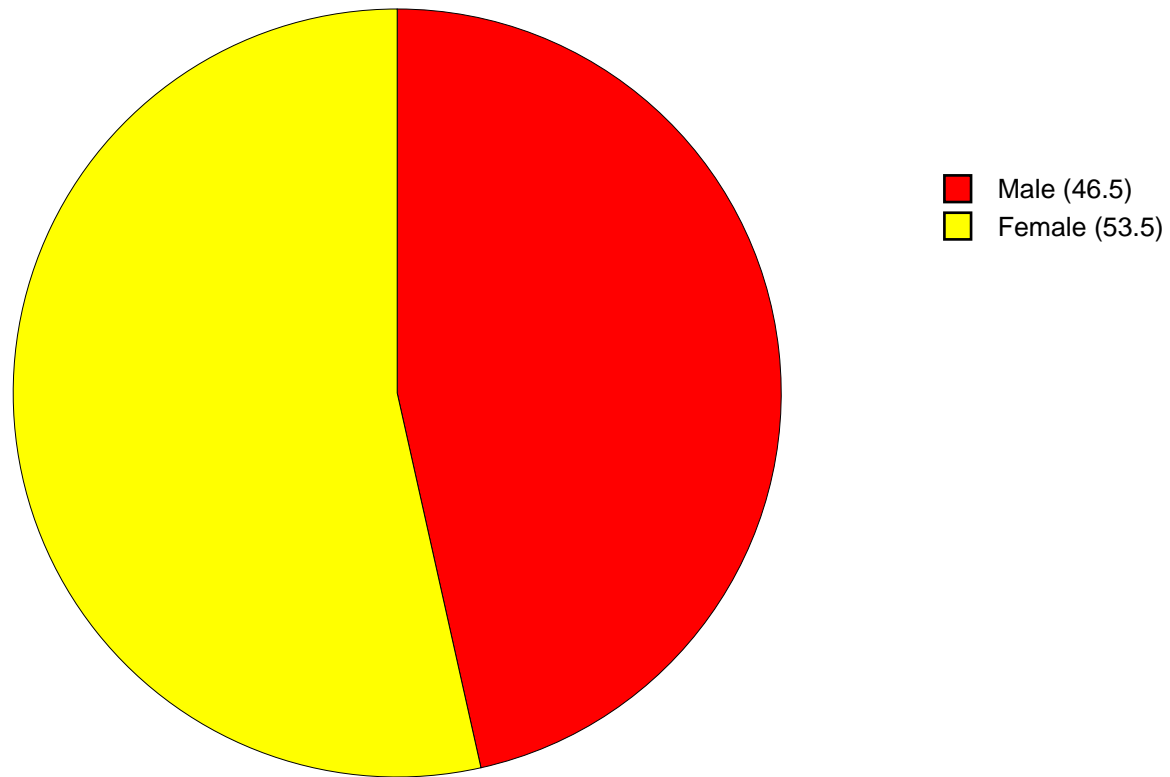


Figure 2: Gender Chart

Age Chart

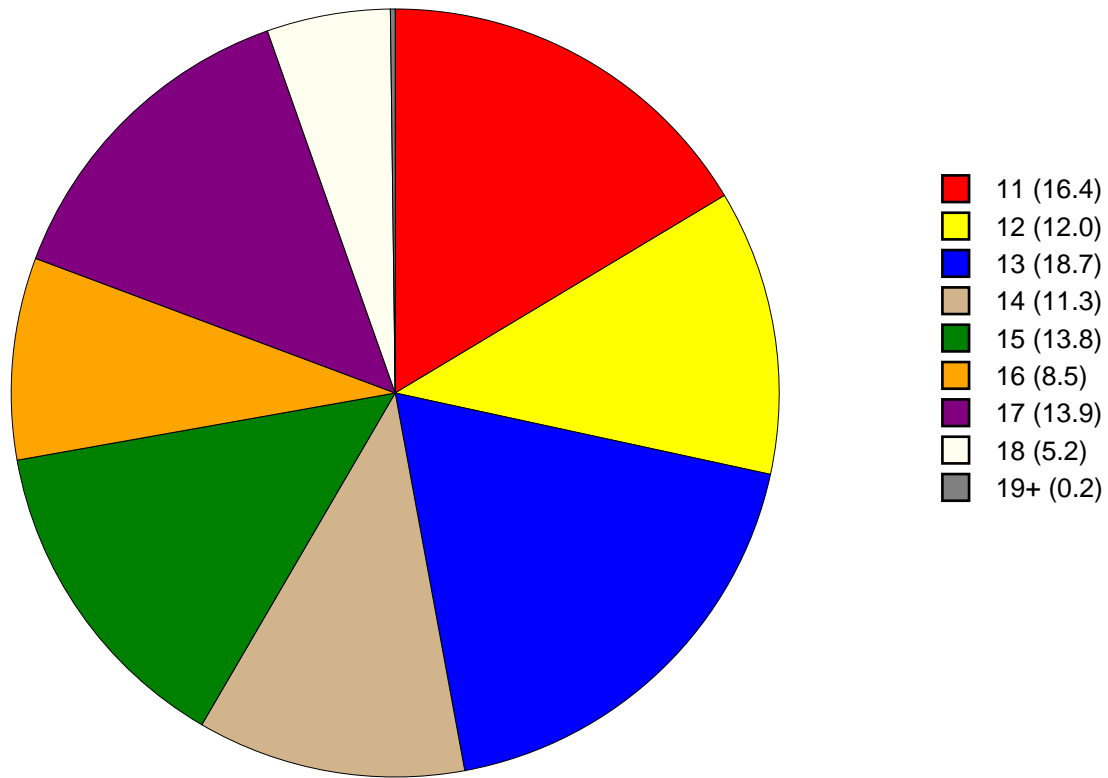


Figure 3: Age Chart

Ethnic Origin Chart

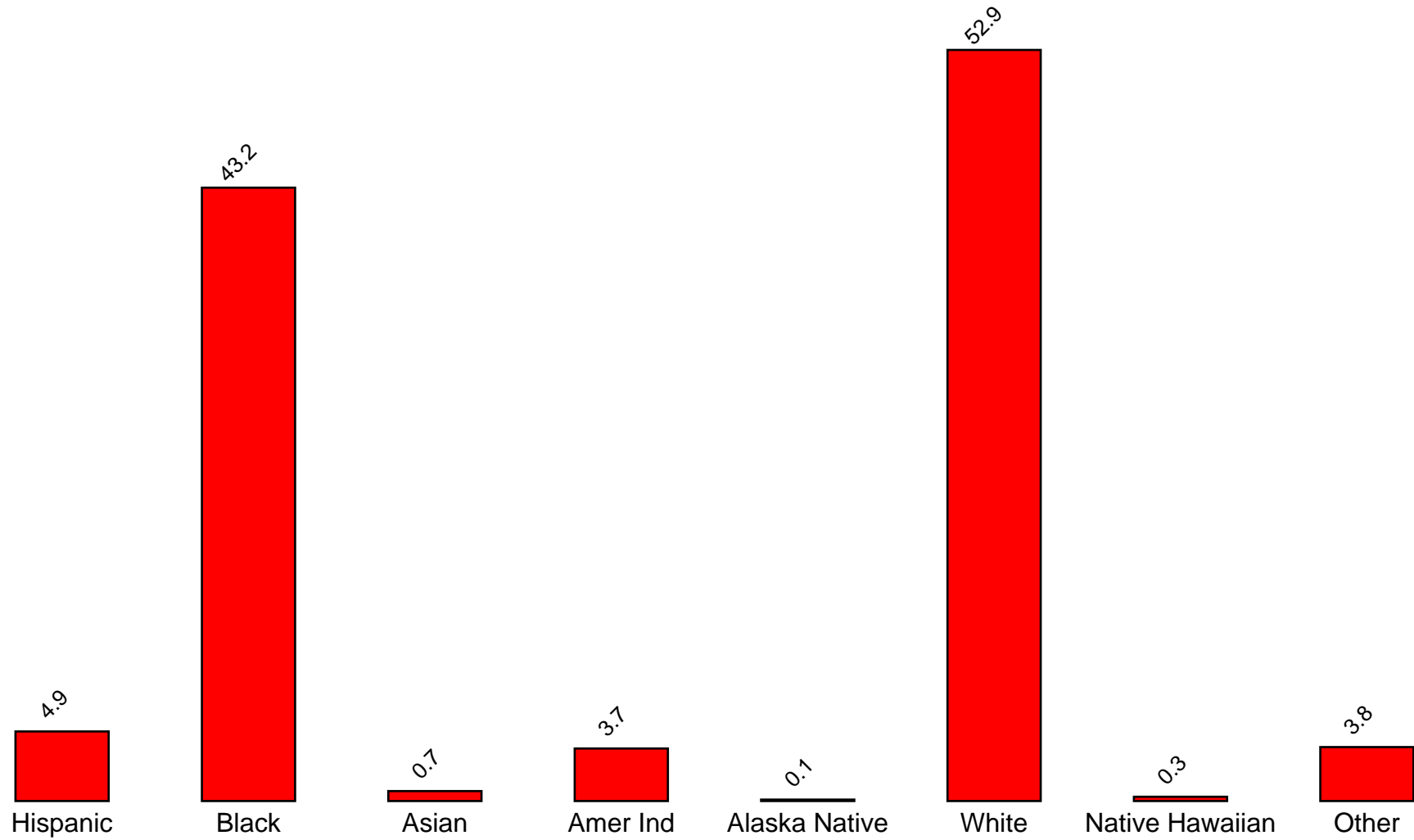


Figure 4: Ethnic Origin Chart

2 PERCENTAGE TABLES

The following tables contain frequency distribution detailing how your students responded to each question on the survey. The tables appear in the same order as the questions on the survey. The tables include breakdowns by grade level as well as overall percentages. The *N of Valid* row is a frequency count of the number of valid responses to each question for each grade and overall. The *N of Miss* row is a frequency count of the number of invalid (marked more than one response) or missing (i.e. did not respond) responses to each question for each grade and overall.

For the questions that allowed more than one response (i.e. race, live with, etc.) each response becomes a separate table. If a student did not mark the response, that was counted as a NO response, and if they did mark the response, that was counted as a YES response. Since a non response is a valid response for these questions, the *N of Miss* will always be zero for these questions.

Table 1: Sex



Response	6	8	10	12	Total	
Male	48.8	46.8	43.9	45.2	46.5	
Female	51.2	53.2	56.1	54.8	53.5	
N of Valid	484	521	353	310	1668	
N of Miss	6	5	3	1	15	

Table 2: Age










Response	6	8	10	12	Total	
10 or younger	0.0	0.0	0.0	0.0	0.0	
11	56.6	0.0	0.0	0.0	16.4	
12	41.0	0.2	0.0	0.0	12.0	
13	2.5	57.4	0.0	0.0	18.7	
14	0.0	36.3	0.0	0.0	11.3	
15	0.0	5.7	56.9	0.0	13.8	
16	0.0	0.4	38.6	1.0	8.5	
17	0.0	0.0	4.5	69.8	13.9	
18	0.0	0.0	0.0	28.0	5.2	
19 or older	0.0	0.0	0.0	1.3	0.2	
N of Valid	488	524	355	311	1678	
N of Miss	2	2	1	0	5	

Table 3: Are you Hispanic or Latino?



Response	6	8	10	12	Total	
No	95.2	94.7	97.1	93.1	95.1	
Yes	4.8	5.3	2.9	6.9	4.9	
N of Valid	456	512	346	303	1617	
N of Miss	34	14	10	8	66	

Table 4: What is your race? Black or African American



Response	6	8	10	12	Total	
No	59.6	54.0	53.9	60.5	56.8	
Yes	40.4	46.0	46.1	39.5	43.2	
N of Valid	490	526	356	311	1683	
N of Miss	0	0	0	0	0	

Table 5: What is your race? Asian



Response	6	8	10	12	Total	
No	99.2	99.0	99.2	100.0	99.3	
Yes	0.8	1.0	0.8	0.0	0.7	
N of Valid	490	526	356	311	1683	
N of Miss	0	0	0	0	0	

Table 6: What is your race? American Indian



Response	6	8	10	12	Total	
No	95.1	95.4	98.0	97.7	96.3	
Yes	4.9	4.6	2.0	2.3	3.7	
N of Valid	490	526	356	311	1683	
N of Miss	0	0	0	0	0	

Table 7: What is your race? Alaska Native



Response	6	8	10	12	Total	
No	99.8	100.0	100.0	100.0	99.9	
Yes	0.2	0.0	0.0	0.0	0.1	
N of Valid	490	526	356	311	1683	
N of Miss	0	0	0	0	0	

Table 8: What is your race? White



Response	6	8	10	12	Total	
No	45.9	48.3	48.0	46.0	47.1	
Yes	54.1	51.7	52.0	54.0	52.9	
N of Valid	490	526	356	311	1683	
N of Miss	0	0	0	0	0	

Table 9: What is your race? Native Hawaiian or Other Pacific Islander



Response	6	8	10	12	Total	
No	100.0	99.6	100.0	99.0	99.7	
Yes	0.0	0.4	0.0	1.0	0.3	
N of Valid	490	526	356	311	1683	
N of Miss	0	0	0	0	0	

Table 10: What is your race? Other



Response	6	8	10	12	Total	
No	94.9	97.3	97.5	94.9	96.2	
Yes	5.1	2.7	2.5	5.1	3.8	
N of Valid	490	526	356	311	1683	
N of Miss	0	0	0	0	0	

Table 11: What is the highest level of schooling completed by your mother or father?









Response	6	8	10	12	Total	
Completed grade school or less	3.0	1.9	1.4	2.0	2.1	
Some high school	6.4	6.0	10.6	15.6	8.9	
Completed high school	17.3	18.9	25.4	22.5	20.5	
Some college	12.6	14.2	21.7	23.8	17.2	
Completed college	20.6	26.3	24.6	21.5	23.4	
Graduate or professional school after college	7.1	9.1	3.4	6.8	6.9	
Don't know	31.7	23.0	12.3	5.9	20.0	
Does not apply	1.3	0.6	0.6	2.0	1.0	
N of Valid	467	514	350	307	1638	
N of Miss	17	7	4	1	29	

Table 12: Think of where you live most of the time. Which of the following people live there with you? Mother



Response	6	8	10	12	Total	
No	16.7	15.6	20.5	24.1	18.5	
Yes	83.3	84.4	79.5	75.9	81.5	
N of Valid	490	526	356	311	1683	
N of Miss	0	0	0	0	0	

Table 13: Think of where you live most of the time. Which of the following people live there with you? Stepmother



Response	6	8	10	12	Total	
No	94.1	95.1	93.5	92.9	94.1	
Yes	5.9	4.9	6.5	7.1	5.9	
N of Valid	490	526	356	311	1683	
N of Miss	0	0	0	0	0	

Table 14: Think of where you live most of the time. Which of the following people live there with you? Foster Mother



Response	6	8	10	12	Total	
No	100.0	99.6	99.7	98.7	99.6	
Yes	0.0	0.4	0.3	1.3	0.4	
N of Valid	490	526	356	311	1683	
N of Miss	0	0	0	0	0	

Table 15: Think of where you live most of the time. Which of the following people live there with you? Grandmother



Response	6	8	10	12	Total	
No	82.4	81.9	89.9	88.1	84.9	
Yes	17.6	18.1	10.1	11.9	15.1	
N of Valid	490	526	356	311	1683	
N of Miss	0	0	0	0	0	

Table 16: Think of where you live most of the time. Which of the following people live there with you? Aunt



Response	6	8	10	12	Total	
No	93.5	94.3	94.9	96.5	94.6	
Yes	6.5	5.7	5.1	3.5	5.4	
N of Valid	490	526	356	311	1683	
N of Miss	0	0	0	0	0	

Table 17: Think of where you live most of the time. Which of the following people live there with you? Father



Response	6	8	10	12	Total	
No	53.1	52.5	56.7	54.0	53.8	
Yes	46.9	47.5	43.3	46.0	46.2	
N of Valid	490	526	356	311	1683	
N of Miss	0	0	0	0	0	

Table 18: Think of where you live most of the time. Which of the following people live there with you? Stepfather



Response	6	8	10	12	Total	
No	84.5	83.5	83.7	84.9	84.1	
Yes	15.5	16.5	16.3	15.1	15.9	
N of Valid	490	526	356	311	1683	
N of Miss	0	0	0	0	0	

Table 19: Think of where you live most of the time. Which of the following people live there with you? Foster Father



Response	6	8	10	12	Total	
No	99.8	99.4	99.7	99.4	99.6	
Yes	0.2	0.6	0.3	0.6	0.4	
N of Valid	490	526	356	311	1683	
N of Miss	0	0	0	0	0	

Table 20: Think of where you live most of the time. Which of the following people live there with you? Grandfather



Response	6	8	10	12	Total	
No	89.8	90.3	92.7	94.9	91.5	
Yes	10.2	9.7	7.3	5.1	8.5	
N of Valid	490	526	356	311	1683	
N of Miss	0	0	0	0	0	

Table 21: Think of where you live most of the time. Which of the following people live there with you? Uncle



Response	6	8	10	12	Total	
No	94.3	94.1	96.3	96.5	95.1	
Yes	5.7	5.9	3.7	3.5	4.9	
N of Valid	490	526	356	311	1683	
N of Miss	0	0	0	0	0	

Table 22: Think of where you live most of the time. Which of the following people live there with you? Other Adults



Response	6	8	10	12	Total	
No	97.8	98.5	96.9	97.4	97.7	
Yes	2.2	1.5	3.1	2.6	2.3	
N of Valid	490	526	356	311	1683	
N of Miss	0	0	0	0	0	

Table 23: Think of where you live most of the time. Which of the following people live there with you? Brother(s)



Response	6	8	10	12	Total	
No	50.6	56.3	56.7	63.7	56.1	
Yes	49.4	43.7	43.3	36.3	43.9	
N of Valid	490	526	356	311	1683	
N of Miss	0	0	0	0	0	

Table 24: Think of where you live most of the time. Which of the following people live there with you? Stepbrother(s)



Response	6	8	10	12	Total	
No	94.9	95.8	95.8	97.4	95.8	
Yes	5.1	4.2	4.2	2.6	4.2	
N of Valid	490	526	356	311	1683	
N of Miss	0	0	0	0	0	

Table 25: Think of where you live most of the time. Which of the following people live there with you? Sister(s)



Response	6	8	10	12	Total	
No	47.3	55.3	54.2	65.3	54.6	
Yes	52.7	44.7	45.8	34.7	45.4	
N of Valid	490	526	356	311	1683	
N of Miss	0	0	0	0	0	

Table 26: Think of where you live most of the time. Which of the following people live there with you? Stepsister(s)



Response	6	8	10	12	Total	
No	95.7	97.0	96.1	97.4	96.5	
Yes	4.3	3.0	3.9	2.6	3.5	
N of Valid	490	526	356	311	1683	
N of Miss	0	0	0	0	0	

Table 27: Think of where you live most of the time. Which of the following people live there with you? Other Children



Response	6	8	10	12	Total	
No	94.9	93.7	93.5	92.0	93.7	
Yes	5.1	6.3	6.5	8.0	6.3	
N of Valid	490	526	356	311	1683	
N of Miss	0	0	0	0	0	

Table 28: In my school, students have lots of chances to help decide things like class activities and rules.





Response	6	8	10	12	Total	
NO!	16.9	17.7	19.5	23.5	18.9	
no	40.5	34.0	32.2	28.0	34.4	
yes	34.2	39.2	40.1	42.7	38.6	
YES!	8.4	9.0	8.2	5.9	8.1	
N of Valid	479	520	354	307	1660	
N of Miss	11	5	2	4	22	

Table 29: Teachers ask me to work on special classroom projects.





Response	6	8	10	12	Total	
NO!	9.9	9.0	10.7	8.8	9.6	
no	28.4	29.4	42.1	34.6	32.8	
yes	42.0	51.0	41.0	48.4	45.8	
YES!	19.7	10.7	6.2	8.2	11.9	
N of Valid	483	524	356	306	1669	
N of Miss	7	2	0	5	14	

Table 30: My teacher(s) notices when I am doing a good job and lets me know about it.

Response	6	8	10	12	Total
NO!	2.5	6.2	8.9	9.9	6.3
no	12.0	16.7	19.7	29.0	18.2
yes	44.5	46.2	48.3	47.5	46.4
YES!	41.0	31.0	23.1	13.5	29.0
N of Valid	483	520	350	303	1656
N of Miss	7	6	6	8	27

Table 31: There are lots of chances for students in my school to get involved in sports, clubs, and other school activities outside of class.

Response	6	8	10	12	Total
NO!	3.1	2.9	3.7	2.3	3.0
no	10.8	6.1	7.0	7.6	7.9
yes	37.6	34.8	38.5	46.2	38.5
YES!	48.5	56.2	50.8	43.9	50.6
N of Valid	482	523	356	303	1664
N of Miss	8	3	0	8	19

Table 32: There are lots of chances for students in my school to talk with a teacher one-on-one.

Response	6	8	10	12	Total
NO!	3.1	4.8	8.0	8.5	5.7
no	9.1	17.6	25.4	26.5	18.4
yes	41.9	45.4	46.7	46.7	44.9
YES!	45.9	32.2	19.9	18.3	31.0
N of Valid	484	522	351	306	1663
N of Miss	5	4	5	5	19

Table 33: I feel safe at my school.

Response	6	8	10	12	Total	
NO!	5.2	7.8	14.1	10.5	8.9	
no	12.0	16.4	12.4	14.1	13.9	
yes	37.3	50.3	53.1	54.9	48.0	
YES!	45.4	25.4	20.3	20.4	29.2	
N of Valid	482	523	354	304	1663	
N of Miss	7	2	2	7	18	

Table 34: The school lets my parents know when I have done something well.

Response	6	8	10	12	Total	
NO!	8.5	16.1	23.6	29.8	18.0	
no	22.6	40.6	44.4	44.6	36.9	
yes	44.0	28.4	24.2	20.0	30.5	
YES!	24.9	14.9	7.7	5.6	14.6	
N of Valid	482	517	351	305	1655	
N of Miss	7	6	5	6	24	

Table 35: My teachers praise me when I work hard in school.

Response	6	8	10	12	Total	
NO!	9.5	14.3	18.9	19.7	14.9	
no	22.1	32.6	35.6	39.5	31.5	
yes	46.8	38.4	38.1	34.8	40.1	
YES!	21.6	14.7	7.3	6.0	13.5	
N of Valid	476	518	354	299	1647	
N of Miss	13	7	2	11	33	

Table 36: Are your school grades better than the grades of most students in your class?





Response	6	8	10	12	Total	
NO!	4.8	6.1	5.1	4.0	5.1	
no	26.3	24.4	26.0	21.5	24.7	
yes	47.6	47.2	49.4	51.5	48.6	
YES!	21.3	22.3	19.5	23.1	21.5	
N of Valid	475	521	354	303	1653	
N of Miss	15	3	2	8	28	

Table 37: I have lots of chances to be part of class discussions or activities.





Response	6	8	10	12	Total	
NO!	5.0	5.2	4.8	5.3	5.1	
no	10.2	13.8	17.8	16.2	14.0	
yes	48.3	51.6	57.3	62.4	53.9	
YES!	36.5	29.4	20.1	16.2	27.0	
N of Valid	480	523	354	303	1660	
N of Miss	9	3	2	7	21	

Table 38: Now thinking back over the past year in school, how often did you: enjoy being in school?






Response	6	8	10	12	Total	
Never	6.1	6.6	11.9	11.9	8.5	
Seldom	6.7	8.5	11.4	16.2	10.0	
Sometimes	39.2	42.0	43.8	41.9	41.6	
Often	21.3	26.8	22.4	23.1	23.6	
Almost always	26.7	16.2	10.5	6.9	16.3	
N of Valid	479	519	352	303	1653	
N of Miss	9	7	4	8	28	

Table 39: Now thinking back over the past year in school, how often did you: hate being in school?

Response	6	8	10	12	Total	
Never	24.4	10.9	8.2	3.3	12.8	
Seldom	19.5	24.7	19.3	23.6	21.8	
Sometimes	33.5	37.3	38.1	32.9	35.5	
Often	13.3	16.1	21.3	24.9	18.0	
Almost always	9.3	11.1	13.1	15.3	11.8	
N of Valid	472	515	352	301	1640	
N of Miss	18	9	4	10	41	

Table 40: Now thinking back over the past year in school, how often did you: try to do your best work in school?

Response	6	8	10	12	Total	
Never	0.2	0.6	1.1	2.7	1.0	
Seldom	0.4	1.2	1.1	3.0	1.3	
Sometimes	7.1	9.4	15.1	13.4	10.7	
Often	18.2	28.2	29.5	34.1	26.6	
Almost always	74.1	60.7	53.1	46.8	60.5	
N of Valid	479	511	352	299	1641	
N of Miss	11	14	4	12	41	

Table 41: How often do you feel that the school work you are assigned is meaningful and important?

Response	6	8	10	12	Total	
Never	4.6	4.6	7.4	7.3	5.7	
Seldom	4.2	8.3	14.5	20.7	10.7	
Sometimes	19.4	29.8	36.8	36.3	29.4	
Often	29.2	33.3	23.9	24.7	28.5	
Almost always	42.7	24.0	17.4	11.0	25.7	
N of Valid	480	517	351	300	1648	
N of Miss	10	9	5	11	35	

Table 42: Putting them all together, what were your grades like last year?

Response	6	8	10	12	Total	
Mostly F's	0.9	1.0	1.2	1.0	1.0	
Mostly D's	2.6	4.6	4.4	3.0	3.7	
Mostly C's	14.7	23.4	27.1	22.3	21.5	
Mostly B's	42.0	40.7	43.4	44.7	42.4	
Mostly A's	39.8	30.4	23.9	29.0	31.4	
N of Valid	457	504	343	300	1604	
N of Miss	5	6	6	7	24	

Table 43: How important do you think the things you are learning in school are going to be for your later life?

Response	6	8	10	12	Total	
Very important	69.6	52.2	29.9	21.6	47.0	
Quite important	16.5	23.7	26.8	24.9	22.5	
Fairly important	8.1	17.1	26.2	32.6	19.2	
Slightly important	3.5	4.4	14.0	15.9	8.3	
Not at all important	2.3	2.5	3.1	5.0	3.0	
N of Valid	484	519	351	301	1655	
N of Miss	6	7	5	10	28	

Table 44: How interesting are most of your courses to you?

Response	6	8	10	12	Total	
Very interesting and stimulating	28.0	15.2	9.4	7.0	16.2	
Quite interesting	38.0	30.1	25.1	21.6	29.8	
Fairly interesting	22.1	32.8	40.0	38.5	32.3	
Slightly dull	8.4	14.1	17.1	23.9	14.9	
Very dull	3.5	7.9	8.3	9.0	6.9	
N of Valid	479	519	350	301	1649	
N of Miss	11	7	6	10	34	

Table 45: During the LAST FOUR WEEKS how many whole days of school have you missed because you skipped or 'cut'?








Response	6	8	10	12	Total	
None	75.4	74.4	74.9	61.6	72.5	
1	8.9	10.4	8.3	14.6	10.3	
2	5.0	6.2	5.1	10.3	6.3	
3	4.8	3.3	3.4	6.0	4.2	
4-5	3.9	4.4	5.4	5.3	4.6	
6-10	1.4	0.8	2.6	1.7	1.5	
11 or more	0.6	0.6	0.3	0.7	0.5	
N of Valid	484	520	351	302	1657	
N of Miss	5	6	5	9	25	

Table 46: What are the chances you would be seen as cool if you: smoked cigarettes?






Response	6	8	10	12	Total	
No or very little chance	89.7	72.4	67.3	59.1	73.9	
Little chance	4.4	12.7	14.0	19.6	11.8	
Some chance	3.1	9.1	9.7	15.6	8.7	
Pretty good chance	1.5	3.9	4.9	3.7	3.3	
Very good chance	1.3	1.9	4.0	2.0	2.2	
N of Valid	477	519	349	301	1646	
N of Miss	12	6	6	9	33	

Table 47: What are the chances you would be seen as cool if you: worked hard at school?






Response	6	8	10	12	Total	
No or very little chance	6.2	7.9	9.2	9.0	7.9	
Little chance	5.0	12.7	12.6	18.0	11.4	
Some chance	10.3	17.7	21.2	23.7	17.4	
Pretty good chance	23.6	24.9	25.8	24.7	24.6	
Very good chance	55.0	36.8	31.2	24.7	38.7	
N of Valid	484	519	349	300	1652	
N of Miss	6	7	7	11	31	

Table 48: What are the chances you would be seen as cool if you: began drinking alcoholic beverages regularly, that is, at least once or twice a month?






Response	6	8	10	12	Total	
No or very little chance	88.5	70.1	59.0	46.3	68.8	
Little chance	5.0	10.6	12.3	17.0	10.5	
Some chance	3.8	10.6	13.2	17.7	10.4	
Pretty good chance	1.0	6.2	9.7	13.7	6.8	
Very good chance	1.7	2.5	5.7	5.3	3.5	
N of Valid	480	518	349	300	1647	
N of Miss	10	7	7	10	34	

Table 49: What are the chances you would be seen as cool if you: defended someone who was being verbally abused at school?






Response	6	8	10	12	Total	
No or very little chance	15.9	11.8	14.0	18.1	14.6	
Little chance	8.2	13.1	17.2	16.1	13.1	
Some chance	15.3	24.3	25.2	26.1	22.2	
Pretty good chance	19.3	20.5	23.2	23.4	21.2	
Very good chance	41.3	30.3	20.3	16.4	28.8	
N of Valid	477	518	349	299	1643	
N of Miss	13	8	7	12	40	

Table 50: What are the chances you would be seen as cool if you: smoked marijuana?






Response	6	8	10	12	Total	
No or very little chance	91.4	75.1	62.3	51.7	72.8	
Little chance	3.4	8.5	9.1	15.7	8.5	
Some chance	2.5	5.6	9.4	11.3	6.6	
Pretty good chance	1.0	5.0	6.6	10.3	5.2	
Very good chance	1.7	5.6	12.6	11.0	6.9	
N of Valid	477	515	350	300	1642	
N of Miss	13	10	6	11	40	

Table 51: What are the chances you would be seen as cool if you: carried a handgun?






Response	6	8	10	12	Total	
No or very little chance	87.0	78.1	73.5	69.8	78.2	
Little chance	5.3	8.5	7.2	11.0	7.7	
Some chance	1.7	4.3	8.1	8.6	5.1	
Pretty good chance	3.2	4.4	5.8	5.0	4.4	
Very good chance	2.9	4.6	5.5	5.6	4.5	
N of Valid	476	517	347	301	1641	
N of Miss	12	9	8	10	39	

Table 52: What are the chances you would be seen as cool if you: regularly volunteered to do community service?






Response	6	8	10	12	Total	
No or very little chance	28.5	34.2	37.3	29.6	32.4	
Little chance	13.4	22.6	17.6	25.3	19.4	
Some chance	15.7	19.5	17.3	20.2	18.1	
Pretty good chance	15.5	11.6	16.5	15.5	14.5	
Very good chance	26.8	12.0	11.3	9.4	15.7	
N of Valid	477	517	346	297	1637	
N of Miss	13	9	10	14	46	

Table 53: Think of your four best friends (the friends you feel closest to). In the past year (12 months), how many of your best friends have: participated in clubs, organizations or activities at school?






Response	6	8	10	12	Total	
0	13.3	11.3	12.1	11.9	12.2	
1	15.6	8.5	10.1	10.5	11.3	
2	19.4	15.7	17.9	17.0	17.5	
3	17.9	15.1	15.9	16.3	16.3	
4	33.8	49.3	44.1	44.2	42.7	
N of Valid	480	515	347	294	1636	
N of Miss	10	10	9	17	46	

Table 54: Think of your four best friends (the friends you feel closest to). In the past year (12 months), how many of your best friends have: smoked cigarettes?






Response	6	8	10	12	Total	
0	86.3	73.1	56.6	51.7	69.7	
1	7.7	14.3	14.6	19.9	13.4	
2	2.9	5.3	12.8	14.4	7.8	
3	1.5	3.5	4.7	6.5	3.7	
4	1.7	3.7	11.4	7.5	5.4	
N of Valid	480	510	343	292	1625	
N of Miss	10	15	11	19	55	

Table 55: Think of your four best friends (the friends you feel closest to). In the past year (12 months), how many of your best friends have: tried beer, wine or hard liquor (for example, vodka, whiskey, or gin) when their parents didn't know about it?






Response	6	8	10	12	Total	
0	82.0	59.0	38.6	29.8	56.2	
1	10.7	16.5	12.9	19.9	14.6	
2	3.8	10.3	15.8	16.4	10.6	
3	1.0	6.2	12.0	10.3	6.6	
4	2.5	8.0	20.8	23.6	11.9	
N of Valid	477	515	342	292	1626	
N of Miss	13	11	12	19	55	

Table 56: Think of your four best friends (the friends you feel closest to). In the past year (12 months), how many of your best friends have: made a commitment to stay drug-free?






Response	6	8	10	12	Total	
0	7.4	17.7	29.2	25.8	18.6	
1	3.6	6.4	13.0	17.5	9.0	
2	5.7	10.3	12.1	12.7	9.8	
3	8.6	10.3	13.6	11.3	10.7	
4	74.8	55.3	32.1	32.6	52.0	
N of Valid	476	514	346	291	1627	
N of Miss	13	9	10	19	51	

Table 57: Think of your four best friends (the friends you feel closest to). In the past year (12 months), how many of your best friends have: used marijuana?


Response	6	8	10	12	Total	
0	94.3	82.7	54.8	54.0	75.0	
1	3.4	8.0	12.8	14.1	8.8	
2	1.3	3.9	10.5	10.3	5.7	
3	0.2	1.6	9.6	5.2	3.5	
4	0.8	3.9	12.2	16.5	7.0	
N of Valid	473	515	343	291	1622	
N of Miss	17	10	12	20	59	

Table 58: Think of your four best friends (the friends you feel closest to). In the past year (12 months), how many of your best friends have: tried to do well in school?


Response	6	8	10	12	Total	
0	2.5	5.1	6.4	5.8	4.7	
1	2.7	3.7	5.8	8.2	4.7	
2	7.8	9.4	11.6	13.7	10.2	
3	17.4	19.0	21.7	16.7	18.7	
4	69.6	62.7	54.5	55.6	61.7	
N of Valid	477	510	345	293	1625	
N of Miss	13	14	9	18	54	

Table 59: Think of your four best friends (the friends you feel closest to). In the past year (12 months), how many of your best friends have: used LSD, cocaine, amphetamines, or other illegal drugs?


Response	6	8	10	12	Total	
0	95.4	93.9	84.8	88.3	91.4	
1	2.5	3.3	4.4	5.5	3.7	
2	0.8	1.0	4.7	3.1	2.1	
3	0.4	1.2	3.2	0.7	1.3	
4	0.8	0.6	2.9	2.4	1.5	
N of Valid	478	510	343	291	1622	
N of Miss	12	14	13	20	59	

Table 60: Think of your four best friends (the friends you feel closest to). In the past year (12 months), how many of your best friends have: been suspended from school?






Response	6	8	10	12	Total	
0	52.2	48.1	46.9	65.2	52.2	
1	23.3	16.4	18.8	15.7	18.8	
2	12.8	16.0	15.2	7.8	13.4	
3	5.8	8.6	6.2	3.4	6.3	
4	5.8	10.9	12.9	7.8	9.3	
N of Valid	467	513	341	293	1614	
N of Miss	18	12	14	18	62	

Table 61: Think of your four best friends (the friends you feel closest to). In the past year (12 months), how many of your best friends have: liked school?






Response	6	8	10	12	Total	
0	16.8	20.7	28.4	30.4	23.0	
1	13.7	12.4	14.5	16.7	14.0	
2	19.4	20.0	19.7	21.8	20.1	
3	19.8	19.6	18.8	12.3	18.2	
4	30.3	27.3	18.6	18.8	24.8	
N of Valid	475	516	345	293	1629	
N of Miss	13	8	11	18	50	

Table 62: Think of your four best friends (the friends you feel closest to). In the past year (12 months), how many of your best friends have: carried a handgun?






Response	6	8	10	12	Total	
0	93.9	89.1	84.6	88.4	89.4	
1	4.0	5.8	5.8	4.4	5.0	
2	0.8	1.4	3.2	3.4	2.0	
3	0.6	1.0	2.6	0.3	1.1	
4	0.6	2.7	3.8	3.4	2.5	
N of Valid	477	515	344	293	1629	
N of Miss	13	10	12	18	53	

Table 63: Think of your four best friends (the friends you feel closest to). In the past year (12 months), how many of your best friends have: sold illegal drugs?






Response	6	8	10	12	Total	
0	96.6	93.0	79.6	85.6	89.9	
1	1.9	2.9	7.1	4.1	3.7	
2	0.6	1.7	4.7	4.8	2.6	
3	0.4	0.6	4.1	2.1	1.5	
4	0.4	1.7	4.4	3.4	2.2	
N of Valid	474	515	339	291	1619	
N of Miss	16	11	16	20	63	

Table 64: Think of your four best friends (the friends you feel closest to). In the past year (12 months), how many of your best friends have: regularly attended religious services?






Response	6	8	10	12	Total	
0	32.5	25.6	22.8	25.1	26.9	
1	11.5	10.8	16.6	17.9	13.5	
2	12.9	16.8	20.7	21.3	17.3	
3	13.1	17.6	18.0	14.1	15.8	
4	30.1	29.2	21.9	21.6	26.5	
N of Valid	459	511	338	291	1599	
N of Miss	31	15	16	20	82	

Table 65: Think of your four best friends (the friends you feel closest to). In the past year (12 months), how many of your best friends have: stolen or tried to steal a motor vehicle such as a car or motorcycle?






Response	6	8	10	12	Total	
0	95.4	92.5	84.9	93.1	91.8	
1	3.1	3.7	7.0	3.4	4.2	
2	0.8	1.2	3.2	1.7	1.6	
3	0.4	1.0	2.0	0.3	0.9	
4	0.2	1.7	2.9	1.4	1.5	
N of Valid	478	517	345	291	1631	
N of Miss	12	9	11	20	52	

Table 66: Think of your four best friends (the friends you feel closest to). In the past year (12 months), how many of your best friends have: been arrested?






Response	6	8	10	12	Total	
0	87.4	80.7	69.3	80.2	80.2	
1	8.0	9.3	15.5	10.2	10.4	
2	3.6	5.1	6.4	4.4	4.8	
3	0.6	1.9	3.8	2.7	2.1	
4	0.4	2.9	5.0	2.4	2.5	
N of Valid	477	514	342	293	1626	
N of Miss	12	12	14	18	56	

Table 67: Think of your four best friends (the friends you feel closest to). In the past year (12 months), how many of your best friends have: dropped out of school?






Response	6	8	10	12	Total	
0	92.5	91.9	84.9	87.3	89.8	
1	4.6	5.2	9.3	8.2	6.4	
2	0.8	1.6	2.3	2.7	1.7	
3	0.8	0.4	1.7	1.0	0.9	
4	1.3	1.0	1.7	0.7	1.2	
N of Valid	477	516	345	292	1630	
N of Miss	13	10	11	19	53	

Table 68: Think of your four best friends (the friends you feel closest to). In the past year (12 months), how many of your best friends have: been members of a gang?






Response	6	8	10	12	Total	
0	83.5	78.1	75.1	83.9	80.1	
1	8.1	9.5	8.8	5.1	8.2	
2	3.1	3.5	4.7	2.7	3.5	
3	1.5	3.5	3.8	2.1	2.7	
4	3.8	5.4	7.6	6.2	5.5	
N of Valid	480	517	342	292	1631	
N of Miss	10	9	12	19	50	

Table 69: How old were you when you first: smoked marijuana?










Response	6	8	10	12	Total	
Never	98.1	92.1	73.5	65.5	85.2	
10 or younger	0.2	1.2	2.9	2.0	1.4	
11	1.2	1.5	1.7	1.0	1.4	
12	0.4	1.5	0.9	2.7	1.3	
13	0.0	2.9	4.0	2.4	2.2	
14	0.0	0.8	8.4	6.4	3.2	
15	0.0	0.0	7.8	5.7	2.7	
16	0.0	0.0	0.9	9.1	1.8	
17 or older	0.0	0.0	0.0	5.1	0.9	
N of Valid	484	520	347	296	1647	
N of Miss	6	6	9	15	36	

Table 70: How old were you when you first: smoked a cigarette, even just a puff?










Response	6	8	10	12	Total	
Never	87.7	72.1	61.8	50.8	70.7	
10 or younger	7.9	11.6	11.6	11.2	10.4	
11	4.0	5.0	4.0	5.8	4.6	
12	0.4	5.2	4.9	4.7	3.7	
13	0.0	6.2	4.0	4.7	3.7	
14	0.0	0.0	6.1	5.4	2.3	
15	0.0	0.0	6.1	5.1	2.2	
16	0.0	0.0	1.2	9.8	2.0	
17 or older	0.0	0.0	0.3	2.4	0.5	
N of Valid	481	519	346	295	1641	
N of Miss	9	7	9	16	41	

Table 71: How old were you when you first: had more than a sip or two of beer, wine or hard liquor (for example, vodka, whiskey, or gin)?










Response	6	8	10	12	Total	
Never	83.4	63.1	46.1	37.8	61.0	
10 or younger	9.9	11.0	9.0	5.7	9.3	
11	4.8	3.5	4.3	2.7	3.9	
12	1.4	6.9	4.6	5.1	4.5	
13	0.4	12.0	9.6	5.7	6.9	
14	0.0	2.7	10.7	8.1	4.6	
15	0.0	0.4	11.0	10.1	4.3	
16	0.0	0.4	4.6	16.2	4.0	
17 or older	0.0	0.0	0.0	8.4	1.5	
N of Valid	483	518	345	296	1642	
N of Miss	6	8	11	15	40	

Table 72: How old were you when you first: began drinking alcoholic beverages regularly, that is, at least once or twice a month?










Response	6	8	10	12	Total	
Never	98.6	92.3	83.8	80.4	90.2	
10 or younger	0.8	1.0	0.9	0.7	0.9	
11	0.6	0.8	0.3	1.0	0.7	
12	0.0	2.7	0.6	1.0	1.2	
13	0.0	2.9	3.5	0.7	1.8	
14	0.0	0.4	4.9	2.0	1.5	
15	0.0	0.0	4.9	3.0	1.6	
16	0.0	0.0	1.2	7.4	1.6	
17 or older	0.0	0.0	0.0	3.7	0.7	
N of Valid	483	519	345	296	1643	
N of Miss	7	7	11	15	40	

Table 73: How old were you when you first: used phenoxydine (pox, px, breeze)?


Response	6	8	10	12	Total	
Never	100.0	100.0	100.0	100.0	100.0	
10 or younger	0.0	0.0	0.0	0.0	0.0	
11	0.0	0.0	0.0	0.0	0.0	
12	0.0	0.0	0.0	0.0	0.0	
13	0.0	0.0	0.0	0.0	0.0	
14	0.0	0.0	0.0	0.0	0.0	
15	0.0	0.0	0.0	0.0	0.0	
16	0.0	0.0	0.0	0.0	0.0	
17 or older	0.0	0.0	0.0	0.0	0.0	
N of Valid	446	514	342	293	1595	
N of Miss	43	11	12	17	83	

Table 74: How old were you when you first: got suspended from school?










Response	6	8	10	12	Total	
Never	76.0	67.1	61.8	67.7	68.7	
10 or younger	13.2	10.7	7.9	6.1	10.0	
11	8.9	6.0	4.1	1.4	5.6	
12	1.9	7.0	4.1	4.8	4.5	
13	0.0	5.7	10.2	5.1	4.8	
14	0.0	3.1	7.3	6.1	3.6	
15	0.0	0.4	3.5	3.1	1.4	
16	0.0	0.0	1.2	4.4	1.0	
17 or older	0.0	0.0	0.0	1.4	0.2	
N of Valid	484	513	343	294	1634	
N of Miss	4	9	13	16	42	

Table 75: How old were you when you first: got arrested?










Response	6	8	10	12	Total	
Never	96.7	93.8	88.1	85.7	92.0	
10 or younger	1.7	0.6	0.9	0.7	1.0	
11	0.8	0.6	0.9	0.3	0.7	
12	0.8	1.2	1.4	0.3	1.0	
13	0.0	3.3	1.4	0.3	1.4	
14	0.0	0.6	3.2	3.1	1.4	
15	0.0	0.0	3.2	2.4	1.1	
16	0.0	0.0	0.9	5.1	1.1	
17 or older	0.0	0.0	0.0	2.0	0.4	
N of Valid	482	517	345	294	1638	
N of Miss	8	9	11	17	45	

Table 76: How old were you when you first: carried a handgun?










Response	6	8	10	12	Total	
Never	97.3	95.3	92.4	95.2	95.3	
10 or younger	1.5	0.8	0.9	0.0	0.9	
11	0.6	0.8	0.3	0.7	0.6	
12	0.6	1.2	0.9	0.7	0.9	
13	0.0	1.4	0.9	1.4	0.9	
14	0.0	0.6	1.2	0.7	0.6	
15	0.0	0.0	2.3	0.0	0.5	
16	0.0	0.0	0.9	0.7	0.3	
17 or older	0.0	0.0	0.3	0.7	0.2	
N of Valid	481	513	344	292	1630	
N of Miss	8	13	12	19	52	

Table 77: How old were you when you first: attacked someone with the idea of seriously hurting them?

Response	6	8	10	12	Total
Never	84.2	79.7	74.7	75.3	79.2
10 or younger	7.1	5.0	4.7	5.8	5.7
11	6.7	3.1	2.1	1.7	3.7
12	2.1	4.2	3.2	2.4	3.1
13	0.0	5.6	2.6	2.4	2.8
14	0.0	2.1	5.6	1.7	2.1
15	0.0	0.2	5.3	2.7	1.7
16	0.0	0.0	1.5	5.4	1.3
17 or older	0.0	0.0	0.3	2.7	0.6
N of Valid	480	518	340	295	1633
N of Miss	7	8	14	16	45

Table 78: How old were you when you first: belonged to a gang?

Response	6	8	10	12	Total
Never	97.1	94.8	92.4	91.5	94.4
10 or younger	1.2	1.5	0.6	0.3	1.0
11	1.2	0.8	0.6	0.7	0.9
12	0.4	0.6	0.3	1.4	0.6
13	0.0	1.4	1.5	1.4	1.0
14	0.0	0.6	2.3	0.7	0.8
15	0.0	0.2	2.0	1.4	0.7
16	0.0	0.0	0.0	0.3	0.1
17 or older	0.0	0.2	0.3	2.4	0.5
N of Valid	484	518	344	295	1641
N of Miss	5	7	12	16	40

Table 79: How wrong do you think it is for someone your age to: take a handgun to school?





Response	6	8	10	12	Total	
Very wrong	95.1	88.2	86.9	89.2	90.1	
Wrong	3.1	8.7	8.5	6.8	6.6	
A little bit wrong	1.4	2.5	2.9	1.7	2.1	
Not wrong at all	0.4	0.6	1.7	2.4	1.1	
N of Valid	487	519	343	295	1644	
N of Miss	3	7	13	16	39	

Table 80: How wrong do you think it is for someone your age to: steal anything worth more than \$5?





Response	6	8	10	12	Total	
Very wrong	70.0	63.3	61.7	70.4	66.2	
Wrong	23.8	28.0	27.5	21.1	25.4	
A little bit wrong	4.6	6.8	8.2	6.5	6.4	
Not wrong at all	1.7	1.9	2.6	2.0	2.0	
N of Valid	483	518	342	294	1637	
N of Miss	7	8	14	16	45	

Table 81: How wrong do you think it is for someone your age to: pick a fight with someone?





Response	6	8	10	12	Total	
Very wrong	62.9	49.3	46.5	52.9	53.4	
Wrong	24.1	30.4	27.1	28.3	27.5	
A little bit wrong	10.0	16.6	21.2	13.3	15.0	
Not wrong at all	3.1	3.7	5.3	5.5	4.2	
N of Valid	482	513	340	293	1628	
N of Miss	8	13	16	18	55	

Table 82: How wrong do you think it is for someone your age to: attack someone with the idea of seriously hurting them?





Response	6	8	10	12	Total	
Very wrong	85.1	70.8	63.2	66.1	72.6	
Wrong	10.8	17.6	20.3	20.5	16.7	
A little bit wrong	2.9	7.7	11.8	8.9	7.4	
Not wrong at all	1.2	3.9	4.7	4.5	3.4	
N of Valid	482	518	340	292	1632	
N of Miss	8	8	16	19	51	

Table 83: How wrong do you think it is for someone your age to: stay away from school all day when their parents think they are at school?





Response	6	8	10	12	Total	
Very wrong	86.7	66.7	58.5	54.9	68.8	
Wrong	10.4	22.5	24.7	25.8	20.0	
A little bit wrong	2.1	8.3	12.1	15.3	8.5	
Not wrong at all	0.8	2.5	4.7	4.1	2.8	
N of Valid	483	516	340	295	1634	
N of Miss	7	10	16	16	49	

Table 84: How wrong do you think it is for someone your age to: drink beer, wine or hard liquor (for example, vodka, whiskey, or gin) regularly?





Response	6	8	10	12	Total	
Very wrong	89.5	69.2	56.6	50.2	69.2	
Wrong	6.4	15.7	18.8	24.9	15.2	
A little bit wrong	3.1	11.2	15.5	17.4	10.8	
Not wrong at all	1.0	3.9	9.1	7.5	4.8	
N of Valid	485	516	341	293	1635	
N of Miss	5	10	15	18	48	

Table 85: How wrong do you think it is for someone your age to: smoke cigarettes?

Response	6	8	10	12	Total	
Very wrong	88.2	72.1	63.2	52.0	71.4	
Wrong	8.1	15.5	15.8	21.8	14.5	
A little bit wrong	2.9	8.1	12.9	13.9	8.6	
Not wrong at all	0.8	4.3	8.2	12.2	5.5	
N of Valid	483	516	342	294	1635	
N of Miss	7	9	14	17	47	

Table 86: How wrong do you think it is for someone your age to: smoke marijuana?

Response	6	8	10	12	Total	
Very wrong	96.5	83.4	67.3	66.1	80.8	
Wrong	2.1	8.5	13.7	11.9	8.3	
A little bit wrong	0.8	4.6	7.9	11.2	5.4	
Not wrong at all	0.6	3.5	11.1	10.8	5.6	
N of Valid	482	518	342	295	1637	
N of Miss	7	8	14	16	45	

Table 87: How wrong do you think it is for someone your age to: use LSD, cocaine, amphetamines or another illegal drug?

Response	6	8	10	12	Total	
Very wrong	97.5	94.2	88.6	90.8	93.4	
Wrong	2.1	3.3	5.6	5.8	3.9	
A little bit wrong	0.2	1.6	1.8	2.4	1.3	
Not wrong at all	0.2	1.0	4.1	1.0	1.4	
N of Valid	484	516	341	295	1636	
N of Miss	6	10	15	16	47	

Table 88: At school during the past 12 months, did you receive help from the resource teacher, speech therapist or other special education teacher?



Response	6	8	10	12	Total	
No	76.7	88.6	91.9	92.1	86.4	
Yes	23.3	11.4	8.1	7.9	13.6	
N of Valid	455	490	322	277	1544	
N of Miss	35	36	34	34	139	

Table 89: How many times in the past year (12 months) have you: been suspended from school?








Response	6	8	10	12	Total	
Never	81.5	77.3	80.0	85.7	80.6	
1 to 2 times	14.4	18.3	15.6	11.3	15.3	
3 to 5 times	3.1	3.7	2.6	1.7	2.9	
6 to 9 times	0.8	0.8	1.2	0.3	0.8	
10 to 19 times	0.2	0.0	0.3	0.7	0.2	
20 to 29 times	0.0	0.0	0.3	0.0	0.1	
30 to 39 times	0.0	0.0	0.0	0.0	0.0	
40+ times	0.0	0.0	0.0	0.3	0.1	
N of Valid	486	520	340	293	1639	
N of Miss	4	6	15	18	43	

Table 90: How many times in the past year (12 months) have you: carried a handgun?









Response	6	8	10	12	Total	
Never	97.5	96.7	93.2	95.2	96.0	
1 to 2 times	1.9	1.5	2.6	1.0	1.8	
3 to 5 times	0.2	0.2	1.2	1.4	0.6	
6 to 9 times	0.2	0.4	1.5	1.0	0.7	
10 to 19 times	0.2	0.2	0.3	0.7	0.3	
20 to 29 times	0.0	0.2	0.9	0.0	0.2	
30 to 39 times	0.0	0.2	0.0	0.0	0.1	
40+ times	0.0	0.6	0.3	0.7	0.4	
N of Valid	485	518	340	292	1635	
N of Miss	5	8	16	19	48	

Table 91: How many times in the past year (12 months) have you: sold illegal drugs?

Response	6	8	10	12	Total	
Never	99.8	98.8	94.1	92.8	97.0	
1 to 2 times	0.2	0.6	0.6	1.7	0.7	
3 to 5 times	0.0	0.4	2.9	0.0	0.7	
6 to 9 times	0.0	0.0	0.3	2.1	0.4	
10 to 19 times	0.0	0.0	0.3	1.0	0.2	
20 to 29 times	0.0	0.0	0.3	0.3	0.1	
30 to 39 times	0.0	0.0	0.0	0.0	0.0	
40+ times	0.0	0.2	1.5	2.1	0.7	
N of Valid	480	515	339	291	1625	
N of Miss	10	11	17	20	58	

Table 92: How many times in the past year (12 months) have you: stolen or tried to steal a motor vehicle such as a car or motorcycle?

Response	6	8	10	12	Total	
Never	98.8	98.1	97.1	96.9	97.9	
1 to 2 times	1.0	1.0	1.5	1.7	1.2	
3 to 5 times	0.0	0.6	0.9	0.3	0.4	
6 to 9 times	0.0	0.2	0.3	0.3	0.2	
10 to 19 times	0.2	0.0	0.3	0.3	0.2	
20 to 29 times	0.0	0.0	0.0	0.3	0.1	
30 to 39 times	0.0	0.0	0.0	0.0	0.0	
40+ times	0.0	0.2	0.0	0.0	0.1	
N of Valid	484	518	340	290	1632	
N of Miss	6	8	15	21	50	

Table 93: How many times in the past year (12 months) have you: participated in clubs, organizations or activities at school?









Response	6	8	10	12	Total	
Never	23.9	19.1	20.2	21.0	21.1	
1 to 2 times	34.6	23.2	17.6	14.5	23.9	
3 to 5 times	16.4	19.0	18.8	14.1	17.3	
6 to 9 times	9.8	11.0	13.5	15.5	12.0	
10 to 19 times	6.2	8.9	10.0	10.7	8.7	
20 to 29 times	1.5	4.1	5.3	5.2	3.7	
30 to 39 times	1.2	1.9	2.1	5.9	2.5	
40+ times	6.4	12.8	12.6	13.1	10.9	
N of Valid	482	517	341	290	1630	
N of Miss	8	9	15	20	52	

Table 94: How many times in the past year (12 months) have you: been arrested?







Response	6	8	10	12	Total	
Never	96.1	94.8	90.3	92.4	93.8	
1 to 2 times	3.1	4.4	6.5	6.2	4.8	
3 to 5 times	0.4	0.4	2.3	0.7	0.9	
6 to 9 times	0.0	0.2	0.6	0.3	0.2	
10 to 19 times	0.2	0.0	0.3	0.0	0.1	
20 to 29 times	0.0	0.0	0.0	0.0	0.0	
30 to 39 times	0.0	0.0	0.0	0.0	0.0	
40+ times	0.2	0.2	0.0	0.3	0.2	
N of Valid	483	517	341	291	1632	
N of Miss	7	9	15	19	50	

Table 95: How many times in the past year (12 months) have you: done extra work on your own for school?









Response	6	8	10	12	Total	
Never	26.9	25.6	29.1	31.1	27.7	
1 to 2 times	30.4	27.3	21.2	18.8	25.4	
3 to 5 times	17.2	17.1	19.4	14.3	17.1	
6 to 9 times	9.9	11.6	10.3	12.3	11.0	
10 to 19 times	3.3	7.2	9.1	9.9	6.9	
20 to 29 times	1.7	3.1	5.3	5.1	3.5	
30 to 39 times	2.3	1.9	2.1	2.0	2.1	
40+ times	8.3	6.2	3.5	6.5	6.3	
N of Valid	483	516	340	293	1632	
N of Miss	6	10	16	18	50	

Table 96: How many times in the past year (12 months) have you: attacked someone with the idea of seriously hurting them?









Response	6	8	10	12	Total	
Never	85.5	83.9	82.6	82.3	83.8	
1 to 2 times	10.2	10.7	10.3	10.6	10.4	
3 to 5 times	1.9	2.1	2.6	4.1	2.5	
6 to 9 times	1.9	1.7	1.2	1.4	1.6	
10 to 19 times	0.4	0.4	1.2	0.7	0.6	
20 to 29 times	0.0	0.2	0.6	0.7	0.3	
30 to 39 times	0.0	0.2	0.0	0.0	0.1	
40+ times	0.2	0.8	1.5	0.3	0.7	
N of Valid	482	515	340	293	1630	
N of Miss	8	10	16	18	52	

Table 97: How many times in the past year (12 months) have you: been drunk or high at school?









Response	6	8	10	12	Total	
Never	97.7	95.1	83.9	85.3	91.8	
1 to 2 times	1.5	2.5	5.0	6.8	3.5	
3 to 5 times	0.2	1.4	4.1	1.4	1.6	
6 to 9 times	0.4	0.4	1.8	1.0	0.8	
10 to 19 times	0.0	0.4	0.9	2.0	0.7	
20 to 29 times	0.0	0.0	1.5	1.4	0.6	
30 to 39 times	0.0	0.0	0.9	0.3	0.2	
40+ times	0.2	0.2	2.1	1.7	0.9	
N of Valid	482	515	341	293	1631	
N of Miss	8	11	15	18	52	

Table 98: How many times in the past year (12 months) have you: volunteered to do community service?









Response	6	8	10	12	Total	
Never	58.1	60.2	57.4	45.9	56.4	
1 to 2 times	22.7	19.5	18.8	16.4	19.8	
3 to 5 times	7.7	9.1	11.2	12.3	9.7	
6 to 9 times	4.8	4.8	5.9	8.6	5.7	
10 to 19 times	1.9	2.9	1.8	6.2	2.9	
20 to 29 times	1.9	1.9	2.1	5.1	2.5	
30 to 39 times	0.6	0.4	1.2	2.1	0.9	
40+ times	2.3	1.2	1.8	3.4	2.0	
N of Valid	480	517	340	292	1629	
N of Miss	9	9	16	19	53	

Table 99: How many times in the past year (12 months) have you: taken a handgun to school?


Response	6	8	10	12	Total	
Never	100.0	99.6	98.5	98.0	99.2	
1 to 2 times	0.0	0.0	0.6	1.0	0.3	
3 to 5 times	0.0	0.4	0.6	0.3	0.3	
6 to 9 times	0.0	0.0	0.3	0.0	0.1	
10 to 19 times	0.0	0.0	0.0	0.3	0.1	
20 to 29 times	0.0	0.0	0.0	0.0	0.0	
30 to 39 times	0.0	0.0	0.0	0.0	0.0	
40+ times	0.0	0.0	0.0	0.3	0.1	
N of Valid	481	517	341	293	1632	
N of Miss	9	9	15	18	51	

Table 100: Are you currently on probation, or assigned a probation officer with Juvenile Court?


Response	6	8	10	12	Total	
No	98.6	97.0	95.9	98.9	97.6	
Yes	1.4	3.0	4.1	1.1	2.4	
N of Valid	437	466	294	264	1461	
N of Miss	53	60	62	47	222	

Table 101: Have you ever belonged to a gang?


Response	6	8	10	12	Total	
No	93.0	91.3	90.2	89.3	91.2	
No, but would like to	0.0	1.2	1.5	2.1	1.0	
Yes, in the past	5.2	4.7	4.5	3.4	4.5	
Yes, belong now	1.4	2.5	3.3	4.8	2.8	
Yes, but would like to get out	0.4	0.4	0.6	0.3	0.4	
N of Valid	484	515	337	291	1627	
N of Miss	6	11	19	20	56	

Table 102: If you have ever belonged to a gang, did that gang have a name?

Response	6	8	10	12	Total
No	7.1	7.1	11.7	15.0	9.4
Yes	7.1	6.9	8.9	9.4	7.8
I have never belonged to a gang	85.8	86.0	79.4	75.6	82.8
N of Valid	480	508	326	287	1601
N of Miss	10	16	26	24	76

Table 103: How many times have you done the following things? done what feels good no matter what.

Response	6	8	10	12	Total
Never	51.0	39.8	32.2	27.6	39.3
I've done it, but not in the past year	14.5	16.7	13.1	14.8	15.0
Less than once a month	4.9	10.8	11.9	14.5	9.9
About once a month	3.2	4.9	7.0	12.4	6.2
2 or 3 times a month	6.4	7.5	12.8	10.2	8.7
Once a week or more	20.0	20.3	23.1	20.5	20.8
N of Valid	469	508	329	283	1589
N of Miss	19	18	27	28	92

Table 104: How many times have you done the following things? done something dangerous because someone dared you to do it.

Response	6	8	10	12	Total
Never	76.7	60.9	60.7	56.0	64.7
I've done it, but not in the past year	13.8	20.5	19.6	20.2	18.3
Less than once a month	2.7	8.6	6.6	12.1	7.0
About once a month	3.1	2.9	4.8	7.1	4.1
2 or 3 times a month	1.3	3.9	4.8	2.5	3.1
Once a week or more	2.5	3.1	3.3	2.1	2.8
N of Valid	480	512	331	282	1605
N of Miss	9	13	25	29	76

Table 105: How many times have you done the following things? done crazy things even if they are a little dangerous.







Response	6	8	10	12	Total	
Never	62.7	45.7	42.0	35.0	48.1	
I've done it, but not in the past year	20.6	24.3	22.7	21.6	22.4	
Less than once a month	5.6	9.0	8.8	20.5	10.0	
About once a month	3.5	4.1	10.3	8.8	6.0	
2 or 3 times a month	2.1	6.9	7.3	5.7	5.3	
Once a week or more	5.4	10.0	9.1	8.5	8.2	
N of Valid	480	510	331	283	1604	
N of Miss	10	16	25	28	79	

Table 106: You're looking at CD's in a music store with a friend. You look up and see her slip a CD under her coat. She smiles and says 'Which one do you want? Go ahead, take it while nobody's around.' There is nobody in sight, no employees and no other customers. What would you do now?





Response	6	8	10	12	Total	
Ignore her	12.9	17.1	28.0	23.3	19.2	
Grab a CD and leave the store	2.9	4.4	8.2	6.6	5.1	
Tell her to put the CD back	67.8	50.6	37.4	35.4	50.3	
Act like it is a joke, and ask her to put the CD back	16.3	28.0	26.4	34.7	25.4	
N of Valid	479	504	329	288	1600	
N of Miss	7	20	26	23	76	

Table 107: You are visiting another part of town, and you don't know any of the people your age there. You are walking down the street, and some teenager you don't know is walking toward you. He is about your size, and as he is about to pass you, he deliberately bumps into you and you almost lose your balance. What would you say or do?





Response	6	8	10	12	Total	
Push the person back	17.3	18.1	19.8	15.4	17.7	
Say 'Excuse me' and keep on walking	48.6	40.7	43.2	50.2	45.3	
Say 'Watch where you are going' and keep on walking	28.0	32.3	26.4	27.0	28.9	
Swear at the person and walk away	6.1	8.9	10.6	7.4	8.2	
N of Valid	475	504	329	285	1593	
N of Miss	9	18	26	25	78	

Table 108: You are at a party at someone's house, and one of your friends offers you a drink containing alcohol. What would you say or do?





Response	6	8	10	12	Total	
Drink it	5.5	15.9	29.2	38.1	19.5	
Tell your friend, 'No thanks, I don't drink' and suggest that you and your friend go and do something else	46.2	37.7	31.9	25.5	36.8	
Just say, 'No thanks' and walk away	34.6	32.7	29.2	29.7	32.0	
Make up a good excuse, tell your friend you had something else to do, and leave	13.7	13.7	9.7	6.6	11.6	
N of Valid	474	504	329	286	1593	
N of Miss	12	21	27	25	85	

Table 109: It's 8:00 on a weeknight and you are about to go over to a friend's home when your mother asks you where you are going. You say 'Oh, just going to go hang out with some friends.' She says, 'No, you'll just get into trouble if you go out. Stay home tonight.' What would you do now?





Response	6	8	10	12	Total	
Leave the house anyway	5.2	4.8	10.1	10.5	7.1	
Explain what you are going to do with your friends, tell her when you will get home, and ask if you can go out	47.0	59.3	57.1	66.7	56.5	
Not say anything and start watching TV	44.7	29.1	26.1	16.5	30.9	
Get into an argument with her	3.1	6.8	6.7	6.3	5.6	
N of Valid	477	499	326	285	1587	
N of Miss	11	21	30	26	88	

Table 110: How often do you attend religious services or activities?





Response	6	8	10	12	Total	
Never	19.4	14.3	16.7	14.3	16.3	
Rarely	24.3	24.0	23.1	29.7	24.9	
1-2 Times a Month	15.7	11.9	14.8	16.1	14.4	
About Once a Week or More	40.6	49.8	45.4	39.8	44.4	
N of Valid	465	504	324	279	1572	
N of Miss	23	22	32	32	109	

Table 111: I do the opposite of what people tell me, just to get them mad.





Response	6	8	10	12	Total	
Very False	58.4	39.4	34.6	43.2	44.8	
Somewhat False	18.9	27.6	25.2	27.7	24.5	
Somewhat True	16.6	28.8	34.3	25.9	25.7	
Very True	6.1	4.2	5.9	3.2	4.9	
N of Valid	476	503	321	278	1578	
N of Miss	14	22	35	33	104	

Table 112: I like to see how much I can get away with.





Response	6	8	10	12	Total	
Very False	63.9	43.2	37.1	39.4	47.5	
Somewhat False	17.9	21.9	21.2	25.3	21.1	
Somewhat True	13.2	26.5	34.0	28.2	24.3	
Very True	5.0	8.4	7.8	7.2	7.0	
N of Valid	476	502	321	277	1576	
N of Miss	14	24	35	34	107	

Table 113: I ignore rules that get in my way.





Response	6	8	10	12	Total	
Very False	68.5	52.6	44.0	48.4	54.9	
Somewhat False	18.4	26.0	27.0	30.2	24.6	
Somewhat True	8.2	16.5	23.3	15.6	15.2	
Very True	4.9	4.8	5.7	5.8	5.2	
N of Valid	473	496	318	275	1562	
N of Miss	17	30	38	36	121	

Table 114: I think sometimes it's okay to cheat at school.





Response	6	8	10	12	Total	
NO!	74.6	39.7	27.6	19.5	44.4	
no	18.7	33.9	32.3	32.5	28.7	
yes	4.8	22.0	33.5	42.6	22.7	
YES!	1.9	4.4	6.6	5.4	4.2	
N of Valid	481	501	319	277	1578	
N of Miss	8	25	37	34	104	

Table 115: It is important to think before you act.





Response	6	8	10	12	Total	
NO!	1.3	2.4	2.8	2.9	2.2	
no	2.5	5.2	6.3	2.9	4.2	
yes	20.1	34.2	33.6	28.0	28.7	
YES!	76.2	58.2	57.2	66.2	64.9	
N of Valid	478	500	318	275	1571	
N of Miss	10	26	38	36	110	

Table 116: Sometimes I think that life is not worth it.





Response	6	8	10	12	Total	
NO!	63.9	51.4	45.9	46.4	53.2	
no	17.2	20.6	21.8	30.4	21.6	
yes	10.4	17.9	23.7	19.2	17.1	
YES!	8.5	10.1	8.5	4.0	8.2	
N of Valid	471	496	316	276	1559	
N of Miss	19	29	39	35	122	

Table 117: At times I think I am no good at all.

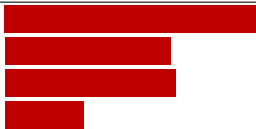
Response	6	8	10	12	Total	
NO!	45.0	40.2	33.8	34.7	39.3	
no	20.2	22.1	29.3	31.8	24.7	
yes	22.9	25.4	28.1	27.8	25.6	
YES!	12.0	12.4	8.8	5.8	10.4	
N of Valid	476	493	317	277	1563	
N of Miss	14	32	39	34	119	

Table 118: All in all, I am inclined to think that I am a failure.

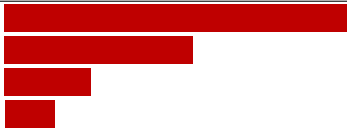
Response	6	8	10	12	Total	
NO!	58.8	53.6	51.0	51.8	54.3	
no	23.1	28.5	30.6	35.3	28.5	
yes	11.7	10.8	14.0	9.9	11.6	
YES!	6.4	7.1	4.5	2.9	5.6	
N of Valid	471	491	314	272	1548	
N of Miss	19	34	42	39	134	

Table 119: In the past year, have you felt depressed or sad MOST days, even if you felt okay sometimes?


Response	6	8	10	12	Total	
NO!	26.5	31.7	26.8	30.1	28.9	
no	19.2	21.5	23.3	30.9	22.8	
yes	31.8	26.1	27.4	21.7	27.3	
YES!	22.4	20.7	22.4	17.3	21.0	
N of Valid	468	498	317	272	1555	
N of Miss	21	28	39	39	127	

Table 120: It is all right to beat up people if they start the fight.





Response	6	8	10	12	Total	
NO!	46.2	28.8	21.0	23.4	31.5	
no	19.8	16.7	20.6	21.2	19.2	
yes	18.1	25.6	31.1	28.9	25.0	
YES!	15.9	28.8	27.3	26.4	24.2	
N of Valid	465	496	315	273	1549	
N of Miss	21	29	40	38	128	

Table 121: I think it is okay to take something without asking if you can get away with it.





Response	6	8	10	12	Total	
NO!	83.1	63.8	58.3	63.4	68.4	
no	13.7	29.6	30.9	31.0	25.3	
yes	1.5	5.3	7.0	4.1	4.3	
YES!	1.7	1.4	3.8	1.5	2.0	
N of Valid	467	494	314	268	1543	
N of Miss	22	32	42	43	139	

Table 122: Sometimes we don't know what we will do as adults, but we may have an idea. Please answer how true these statements may be for you. WHEN I AM AN ADULT I WILL: smoke cigarettes.





Response	6	8	10	12	Total	
NO!	81.2	75.3	70.3	69.2	75.0	
no	13.0	17.2	18.5	19.0	16.5	
yes	3.2	5.5	7.3	9.2	5.8	
YES!	2.6	2.0	3.8	2.6	2.6	
N of Valid	469	493	313	273	1548	
N of Miss	21	31	42	38	132	

Table 123: Sometimes we don't know what we will do as adults, but we may have an idea. Please answer how true these statements may be for you. WHEN I AM AN ADULT I WILL: drink beer, wine, or liquor.





Response	6	8	10	12	Total	
NO!	74.0	47.9	40.9	34.2	52.0	
no	12.6	20.0	18.8	18.4	17.2	
yes	10.9	25.2	29.4	38.2	24.0	
YES!	2.6	7.0	10.9	9.2	6.8	
N of Valid	469	489	313	272	1543	
N of Miss	20	36	43	39	138	

Table 124: Sometimes we don't know what we will do as adults, but we may have an idea. Please answer how true these statements may be for you. WHEN I AM AN ADULT I WILL: smoke marijuana.





Response	6	8	10	12	Total	
NO!	93.3	83.5	68.6	70.2	81.1	
no	5.4	11.8	17.1	18.8	12.2	
yes	0.4	3.1	5.7	7.0	3.5	
YES!	0.9	1.6	8.6	4.0	3.2	
N of Valid	466	491	315	272	1544	
N of Miss	23	35	41	39	138	

Table 125: Sometimes we don't know what we will do as adults, but we may have an idea. Please answer how true these statements may be for you. WHEN I AM AN ADULT I WILL: use LSD, cocaine, amphetamines or another illegal drug.





Response	6	8	10	12	Total	
NO!	95.7	92.1	88.9	92.3	92.5	
no	3.9	7.5	9.2	7.3	6.7	
yes	0.2	0.2	1.0	0.0	0.3	
YES!	0.2	0.2	1.0	0.4	0.4	
N of Valid	464	491	314	273	1542	
N of Miss	25	35	42	38	140	

Table 126: How much do you think people risk harming themselves (physically or in other ways) if they: smoked one or more packs of cigarettes per day?





Response	6	8	10	12	Total	
No risk	16.9	12.4	12.3	6.4	12.7	
Slight risk	9.0	8.9	8.1	8.2	8.7	
Moderate risk	15.6	17.4	18.2	19.1	17.3	
Great risk	58.5	61.3	61.4	66.3	61.3	
N of Valid	455	493	308	267	1523	
N of Miss	34	33	47	44	158	

Table 127: How much do you think people risk harming themselves (physically or in other ways) if they: try marijuana once or twice?





Response	6	8	10	12	Total	
No risk	18.1	17.8	23.8	25.3	20.4	
Slight risk	16.7	20.7	28.3	26.8	22.1	
Moderate risk	23.6	26.0	21.8	17.4	22.9	
Great risk	41.6	35.6	26.1	30.6	34.6	
N of Valid	454	489	307	265	1515	
N of Miss	35	36	49	46	166	

Table 128: How much do you think people risk harming themselves (physically or in other ways) if they: smoke marijuana regularly?





Response	6	8	10	12	Total	
No risk	17.4	13.8	19.0	16.4	16.4	
Slight risk	4.9	5.4	8.5	10.3	6.7	
Moderate risk	10.3	15.9	17.6	19.8	15.3	
Great risk	67.4	64.9	54.9	53.4	61.6	
N of Valid	448	484	306	262	1500	
N of Miss	40	40	50	48	178	

Table 129: How much do you think people risk harming themselves (physically or in other ways) if they: take one or two drinks of an alcoholic beverage (beer, wine, liquor) nearly every day?


Response	6	8	10	12	Total	
No risk	18.7	17.8	15.4	10.7	16.3	
Slight risk	14.4	20.5	15.0	20.6	17.6	
Moderate risk	23.1	28.1	34.0	29.8	28.1	
Great risk	43.8	33.6	35.6	38.9	38.0	
N of Valid	450	488	306	262	1506	
N of Miss	38	38	50	48	174	

Table 130: How much do you think people risk harming themselves (physically or in other ways) if they: have five or more drinks once or twice each weekend?


Response	6	8	10	12	Total	
No risk	17.8	14.4	16.2	10.6	15.1	
Slight risk	8.0	11.8	9.1	14.7	10.6	
Moderate risk	17.1	22.9	26.2	20.8	21.5	
Great risk	57.1	50.9	48.5	54.0	52.8	
N of Valid	450	493	309	265	1517	
N of Miss	38	33	47	46	164	

Table 131: Have you ever used smokeless tobacco (chew, snuff, plug, dipping tobacco, or chewing tobacco)?


Response	6	8	10	12	Total	
Never	95.7	89.7	87.9	82.0	89.8	
Once or Twice	3.5	6.1	5.9	11.2	6.2	
Once in a while but not regularly	0.2	2.4	2.3	1.9	1.6	
Regularly in the past	0.4	0.6	1.6	2.6	1.1	
Regularly now	0.2	1.2	2.3	2.2	1.3	
N of Valid	460	493	307	267	1527	
N of Miss	29	33	49	44	155	

Table 132: How often have you taken smokeless tobacco during the past 30 days?







Response	6	8	10	12	Total	
Not at all	98.7	95.9	94.1	93.6	96.0	
Once or twice	0.6	2.6	2.3	2.6	2.0	
Once or twice per week	0.0	0.4	0.3	0.8	0.3	
Three to five times per week	0.0	0.0	1.3	0.8	0.4	
About once a day	0.2	0.4	1.0	0.4	0.5	
More than once a day	0.4	0.6	1.0	1.9	0.9	
N of Valid	462	492	307	266	1527	
N of Miss	28	34	49	45	156	

Table 133: Have you ever smoked cigarettes?






Response	6	8	10	12	Total	
Never	87.6	73.6	65.5	53.2	72.6	
Once or Twice	9.8	17.0	17.6	24.3	16.3	
Once in a while but not regularly	1.1	4.1	7.5	8.6	4.7	
Regularly in the past	0.9	2.6	2.6	7.5	3.0	
Regularly now	0.7	2.6	6.8	6.4	3.5	
N of Valid	458	493	307	267	1525	
N of Miss	31	33	49	44	157	

Table 134: How frequently have you smoked cigarettes during the past 30 days?








Response	6	8	10	12	Total	
Not at all	97.2	93.3	88.6	83.4	91.8	
Less than one cigarette per day	1.3	3.3	4.2	6.4	3.4	
One to five cigarettes per day	1.3	1.6	4.2	8.3	3.2	
About one-half pack per day	0.2	0.8	1.0	1.1	0.7	
About one pack per day	0.0	0.2	1.3	0.4	0.4	
About one and one-half packs per day	0.0	0.0	0.3	0.4	0.1	
Two packs or more per day	0.0	0.8	0.3	0.0	0.3	
N of Valid	462	491	307	265	1525	
N of Miss	27	35	49	46	157	

Table 135: Which statement best describes rules about smoking inside your home?






Response	6	8	10	12	Total	
Smoking is not allowed anywhere inside your home	61.3	61.5	62.7	68.6	62.9	
Smoking is allowed in some places and at some times	10.4	7.2	5.9	8.3	8.1	
Smoking is allowed anywhere inside the home	3.3	3.9	5.2	4.5	4.1	
There are no rules about smoking inside the home	8.5	11.5	9.2	10.6	10.0	
I don't know	16.5	15.8	17.0	8.0	14.9	
N of Valid	460	486	306	264	1516	
N of Miss	30	39	50	46	165	

Table 136: Which statement best describes rules about smoking in your family cars?







Response	6	8	10	12	Total	
Smoking is never allowed in any car	58.0	48.9	53.5	53.2	53.3	
Smoking is allowed sometimes or in some cars	15.5	15.2	12.6	16.2	14.9	
Smoking is allowed in any car anytime	3.5	5.5	6.6	5.3	5.1	
There are no rules about smoking in the car	8.7	12.1	10.3	14.0	11.0	
We do not have a family car	0.9	1.4	1.3	1.9	1.3	
I don't know	13.5	16.8	15.6	9.4	14.3	
N of Valid	459	487	301	265	1512	
N of Miss	30	39	55	46	170	

Table 137: During this school year, were you taught in any of your classes about the dangers of tobacco use?

Response	6	8	10	12	Total	
Strongly agree	52.9	39.9	27.2	16.9	37.3	
Agree	26.0	30.6	31.0	34.1	29.9	
Disagree	4.0	6.4	13.6	13.8	8.4	
Strongly disagree	5.3	8.1	15.6	21.8	11.1	
I don't know	11.8	15.1	12.6	13.4	13.3	
N of Valid	450	484	294	261	1489	
N of Miss	39	42	62	50	193	

Table 138: During the past 12 months, have you participated in any community activities to discourage people your age from using cigarettes, chewing tobacco, snuff, dip or cigars?

Response	6	8	10	12	Total	
Strongly agree	29.0	19.7	18.9	18.4	22.1	
Agree	22.4	20.5	21.3	18.4	20.9	
Disagree	14.0	16.1	19.9	19.2	16.8	
Strongly disagree	13.6	20.7	23.6	28.0	20.4	
I don't know	21.0	23.0	16.2	16.1	19.8	
N of Valid	442	483	296	261	1482	
N of Miss	47	43	59	50	199	

Table 139: On how many occasions have you had alcoholic beverages (beer, wine or hard liquor) to drink in your lifetime - more than just a few sips?

Response	6	8	10	12	Total	
0	87.5	71.0	52.3	40.5	67.2	
1-2	8.8	13.3	14.7	16.6	12.7	
3-5	1.3	6.7	13.3	12.7	7.4	
6-9	1.5	2.4	5.3	7.3	3.6	
10-19	0.4	2.2	6.0	10.0	3.8	
20-39	0.2	1.8	3.3	5.8	2.3	
40+	0.2	2.4	5.0	6.9	3.0	
N of Valid	465	490	300	259	1514	
N of Miss	25	36	56	51	168	

Table 140: On how many occasions have you had beer, wine or hard liquor to drink during the past 30 days?


Response	6	8	10	12	Total	
0	97.6	91.2	80.7	75.5	88.4	
1-2	1.3	5.1	11.8	13.0	6.6	
3-5	0.6	2.1	4.7	6.5	2.9	
6-9	0.2	0.8	1.0	2.7	1.0	
10-19	0.2	0.4	1.0	1.9	0.7	
20-39	0.0	0.2	0.0	0.4	0.1	
40+	0.0	0.2	0.7	0.0	0.2	
N of Valid	465	486	296	261	1508	
N of Miss	25	40	60	50	175	

Table 141: On how many occasions have you used marijuana (grass, pot) or hashish (hash, hash oil) in your lifetime?


Response	6	8	10	12	Total	
0	98.3	91.0	74.6	70.8	86.5	
1-2	0.2	4.3	7.4	8.5	4.4	
3-5	0.9	1.6	5.0	4.6	2.6	
6-9	0.2	0.2	2.7	3.5	1.3	
10-19	0.0	1.4	1.7	2.3	1.2	
20-39	0.4	0.6	1.7	3.5	1.3	
40+	0.0	0.8	7.0	6.9	2.8	
N of Valid	465	487	299	260	1511	
N of Miss	25	39	57	51	172	

Table 142: On how many occasions have you used marijuana (grass, pot) or hashish (hash, hash oil) during the past 30 days?


Response	6	8	10	12	Total	
0	98.9	96.9	88.3	85.8	93.9	
1-2	0.9	1.2	6.4	6.5	3.0	
3-5	0.0	0.6	1.0	2.3	0.8	
6-9	0.2	0.6	0.3	0.8	0.5	
10-19	0.0	0.2	0.7	0.8	0.3	
20-39	0.0	0.0	1.0	0.0	0.2	
40+	0.0	0.4	2.3	3.8	1.3	
N of Valid	466	486	299	260	1511	
N of Miss	24	40	57	51	172	

Table 143: On how many occasions have you used LSD or other psychedelics in your lifetime?


Response	6	8	10	12	Total	
0	99.8	99.6	98.7	98.8	99.3	
1-2	0.0	0.4	0.3	0.8	0.3	
3-5	0.2	0.0	0.7	0.4	0.3	
6-9	0.0	0.0	0.0	0.0	0.0	
10-19	0.0	0.0	0.0	0.0	0.0	
20-39	0.0	0.0	0.3	0.0	0.1	
40+	0.0	0.0	0.0	0.0	0.0	
N of Valid	464	487	297	258	1506	
N of Miss	26	39	59	53	177	

Table 144: On how many occasions have you used LSD or other psychedelics during the past 30 days?


Response	6	8	10	12	Total	
0	99.8	100.0	99.7	99.6	99.8	
1-2	0.2	0.0	0.0	0.4	0.1	
3-5	0.0	0.0	0.0	0.0	0.0	
6-9	0.0	0.0	0.0	0.0	0.0	
10-19	0.0	0.0	0.3	0.0	0.1	
20-39	0.0	0.0	0.0	0.0	0.0	
40+	0.0	0.0	0.0	0.0	0.0	
N of Valid	463	488	297	258	1506	
N of Miss	27	38	59	53	177	

Table 145: On how many occasions have you used cocaine or crack in your lifetime?


Response	6	8	10	12	Total	
0	99.6	99.8	98.0	98.1	99.1	
1-2	0.2	0.0	1.7	1.2	0.6	
3-5	0.0	0.2	0.0	0.8	0.2	
6-9	0.2	0.0	0.0	0.0	0.1	
10-19	0.0	0.0	0.3	0.0	0.1	
20-39	0.0	0.0	0.0	0.0	0.0	
40+	0.0	0.0	0.0	0.0	0.0	
N of Valid	464	488	298	258	1508	
N of Miss	26	38	58	53	175	

Table 146: On how many occasions have you used cocaine or crack during the past 30 days?


Response	6	8	10	12	Total	
0	99.6	99.6	99.7	99.6	99.6	
1-2	0.0	0.4	0.0	0.4	0.2	
3-5	0.4	0.0	0.0	0.0	0.1	
6-9	0.0	0.0	0.3	0.0	0.1	
10-19	0.0	0.0	0.0	0.0	0.0	
20-39	0.0	0.0	0.0	0.0	0.0	
40+	0.0	0.0	0.0	0.0	0.0	
N of Valid	464	486	297	259	1506	
N of Miss	26	40	59	52	177	

Table 147: On how many occasions have you sniffed glue, breathed the contents of an aerosol spray can, or inhaled other gases or sprays, in order to get high in your lifetime?


Response	6	8	10	12	Total	
0	93.5	89.3	87.6	91.1	90.6	
1-2	4.8	6.8	5.7	6.2	5.8	
3-5	1.1	1.2	2.0	0.4	1.2	
6-9	0.2	1.0	1.7	0.8	0.9	
10-19	0.4	1.0	0.3	1.2	0.7	
20-39	0.0	0.4	0.3	0.0	0.2	
40+	0.0	0.2	2.3	0.4	0.6	
N of Valid	461	487	298	259	1505	
N of Miss	29	39	57	52	177	

Table 148: On how many occasions have you sniffed glue, breathed the contents of an aerosol spray can, or inhaled other gases or sprays, in order to get high during the past 30 days?






Response	6	8	10	12	Total	
0	97.0	95.5	96.0	97.7	96.4	
1-2	1.9	3.3	2.0	2.3	2.5	
3-5	0.9	0.8	0.7	0.0	0.7	
6-9	0.0	0.2	0.0	0.0	0.1	
10-19	0.2	0.2	1.3	0.0	0.4	
20-39	0.0	0.0	0.0	0.0	0.0	
40+	0.0	0.0	0.0	0.0	0.0	
N of Valid	463	488	298	259	1508	
N of Miss	27	38	58	52	175	

Table 149: On how many occasions have you used phenoxydine (pox, px, breeze) in your lifetime?


Response	6	8	10	12	Total	
0	100.0	100.0	100.0	100.0	100.0	
1-2	0.0	0.0	0.0	0.0	0.0	
3-5	0.0	0.0	0.0	0.0	0.0	
6-9	0.0	0.0	0.0	0.0	0.0	
10-19	0.0	0.0	0.0	0.0	0.0	
20-39	0.0	0.0	0.0	0.0	0.0	
40+	0.0	0.0	0.0	0.0	0.0	
N of Valid	455	485	298	259	1497	
N of Miss	35	41	58	52	186	

Table 150: On how many occasions have you used phenoxydine (pox, px, breeze) during the past 30 days?


Response	6	8	10	12	Total	
0	100.0	100.0	100.0	100.0	100.0	
1-2	0.0	0.0	0.0	0.0	0.0	
3-5	0.0	0.0	0.0	0.0	0.0	
6-9	0.0	0.0	0.0	0.0	0.0	
10-19	0.0	0.0	0.0	0.0	0.0	
20-39	0.0	0.0	0.0	0.0	0.0	
40+	0.0	0.0	0.0	0.0	0.0	
N of Valid	453	487	297	257	1494	
N of Miss	37	39	59	53	188	

Table 151: On how many occasions have you used sedatives (tranquilizers, such as Valium or Xanax, barbiturates, or sleeping pills) without a doctor telling you to take them, in your lifetime?








Response	6	8	10	12	Total	
0	94.4	91.4	84.9	89.5	90.7	
1-2	3.5	4.5	4.3	3.5	4.0	
3-5	0.9	1.6	2.7	1.9	1.7	
6-9	0.6	1.2	2.0	1.2	1.2	
10-19	0.6	0.6	2.7	1.9	1.3	
20-39	0.0	0.2	1.7	0.0	0.4	
40+	0.0	0.4	1.7	1.9	0.8	
N of Valid	462	486	299	258	1505	
N of Miss	28	40	57	53	178	

Table 152: On how many occasions have you used sedatives (tranquilizers, such as Valium or Xanax, barbiturates, or sleeping pills) without a doctor telling you to take them, during the past 30 days?


Response	6	8	10	12	Total	
0	96.7	96.9	91.3	96.5	95.7	
1-2	2.0	2.3	4.0	1.9	2.5	
3-5	0.7	0.2	1.7	0.4	0.7	
6-9	0.4	0.6	2.0	0.4	0.8	
10-19	0.2	0.0	0.3	0.0	0.1	
20-39	0.0	0.0	0.7	0.8	0.3	
40+	0.0	0.0	0.0	0.0	0.0	
N of Valid	460	486	299	257	1502	
N of Miss	30	40	57	54	181	

Table 153: On how many occasions have you used methamphetamines (meth, speed, crank, crystal meth) in your lifetime?


Response	6	8	10	12	Total	
0	99.6	99.8	98.7	98.1	99.2	
1-2	0.2	0.0	0.7	1.6	0.5	
3-5	0.0	0.0	0.7	0.0	0.1	
6-9	0.2	0.2	0.0	0.0	0.1	
10-19	0.0	0.0	0.0	0.0	0.0	
20-39	0.0	0.0	0.0	0.0	0.0	
40+	0.0	0.0	0.0	0.4	0.1	
N of Valid	456	484	298	258	1496	
N of Miss	34	42	58	53	187	

Table 154: On how many occasions have you used methamphetamines (meth, speed, crank, crystal meth) in the past 30 days?


Response	6	8	10	12	Total	
0	99.8	99.8	99.7	99.6	99.7	
1-2	0.0	0.2	0.0	0.0	0.1	
3-5	0.0	0.0	0.3	0.0	0.1	
6-9	0.2	0.0	0.0	0.0	0.1	
10-19	0.0	0.0	0.0	0.4	0.1	
20-39	0.0	0.0	0.0	0.0	0.0	
40+	0.0	0.0	0.0	0.0	0.0	
N of Valid	458	486	298	258	1500	
N of Miss	32	40	58	53	183	

Table 155: On how many occasions have you used stimulants, other than Methamphetamines (such as amphetamines, Ritalin or Dexedrine) without a doctor telling you to take them, in your lifetime?


Response	6	8	10	12	Total	
0	100.0	99.8	97.0	98.4	99.1	
1-2	0.0	0.2	1.3	0.4	0.4	
3-5	0.0	0.0	0.0	0.0	0.0	
6-9	0.0	0.0	0.7	0.0	0.1	
10-19	0.0	0.0	0.7	0.4	0.2	
20-39	0.0	0.0	0.0	0.0	0.0	
40+	0.0	0.0	0.3	0.8	0.2	
N of Valid	458	486	298	258	1500	
N of Miss	32	40	58	53	183	

Table 156: On how many occasions have you used stimulants, other than Methamphetamines (such as amphetamines, Ritalin or Dexedrine) without a doctor telling you to take them, during the past 30 days?


Response	6	8	10	12	Total	
0	100.0	99.8	98.0	98.5	99.3	
1-2	0.0	0.2	0.7	0.8	0.3	
3-5	0.0	0.0	0.0	0.4	0.1	
6-9	0.0	0.0	1.0	0.0	0.2	
10-19	0.0	0.0	0.0	0.0	0.0	
20-39	0.0	0.0	0.3	0.0	0.1	
40+	0.0	0.0	0.0	0.4	0.1	
N of Valid	456	486	298	259	1499	
N of Miss	33	40	58	52	183	

Table 157: On how many occasions have you used heroin or other opiates in your lifetime?


Response	6	8	10	12	Total	
0	99.3	99.6	99.0	98.8	99.3	
1-2	0.4	0.2	0.0	0.8	0.3	
3-5	0.0	0.0	0.0	0.0	0.0	
6-9	0.0	0.0	0.7	0.4	0.2	
10-19	0.2	0.0	0.3	0.0	0.1	
20-39	0.0	0.2	0.0	0.0	0.1	
40+	0.0	0.0	0.0	0.0	0.0	
N of Valid	458	485	297	258	1498	
N of Miss	32	41	59	53	185	

Table 158: On how many occasions have you used heroin or other opiates during the past 30 days?


Response	6	8	10	12	Total	
0	100.0	99.8	99.7	99.6	99.8	
1-2	0.0	0.0	0.0	0.4	0.1	
3-5	0.0	0.2	0.0	0.0	0.1	
6-9	0.0	0.0	0.3	0.0	0.1	
10-19	0.0	0.0	0.0	0.0	0.0	
20-39	0.0	0.0	0.0	0.0	0.0	
40+	0.0	0.0	0.0	0.0	0.0	
N of Valid	456	485	298	259	1498	
N of Miss	34	41	58	52	185	

Table 159: On how many occasions have you used MDMA ('X', 'E', or ecstasy) in your lifetime?


Response	6	8	10	12	Total	
0	99.3	99.8	96.3	97.3	98.5	
1-2	0.2	0.2	2.0	1.6	0.8	
3-5	0.2	0.0	0.7	1.2	0.4	
6-9	0.0	0.0	0.7	0.0	0.1	
10-19	0.0	0.0	0.3	0.0	0.1	
20-39	0.0	0.0	0.0	0.0	0.0	
40+	0.2	0.0	0.0	0.0	0.1	
N of Valid	456	485	297	258	1496	
N of Miss	34	41	59	53	187	

Table 160: On how many occasions have you used MDMA ('X', 'E', or ecstasy) during the past 30 days?


Response	6	8	10	12	Total	
0	99.8	99.8	98.7	99.6	99.5	
1-2	0.2	0.2	0.7	0.0	0.3	
3-5	0.0	0.0	0.0	0.4	0.1	
6-9	0.0	0.0	0.3	0.0	0.1	
10-19	0.0	0.0	0.0	0.0	0.0	
20-39	0.0	0.0	0.3	0.0	0.1	
40+	0.0	0.0	0.0	0.0	0.0	
N of Valid	454	484	297	257	1492	
N of Miss	36	42	59	54	191	

Table 161: On how many occasions have you taken prescription drugs (such as Valium, Xanax, Ritalin, Adderall, OxyContin, Darvocet, or sleeping pills) on your own-that is, without a doctor telling you to take them in your lifetime?








Response	6	8	10	12	Total	
0	95.9	92.1	84.2	85.2	90.5	
1-2	2.2	3.3	5.4	4.3	3.5	
3-5	1.1	1.4	2.7	2.3	1.7	
6-9	0.2	1.0	1.7	2.3	1.1	
10-19	0.4	0.4	2.7	2.7	1.3	
20-39	0.0	0.4	1.3	1.2	0.6	
40+	0.2	1.2	2.0	2.0	1.2	
N of Valid	459	484	297	256	1496	
N of Miss	31	42	58	55	186	

Table 162: On how many occasions have you taken prescription drugs (such as Valium, Xanax, Ritalin, Adderall, OxyContin, Darvocet, or sleeping pills) on your own-that is, without a doctor telling you to take them during the past 30 days?








Response	6	8	10	12	Total	
0	97.2	95.0	91.2	93.4	94.7	
1-2	2.2	3.1	4.4	3.1	3.1	
3-5	0.4	1.0	2.0	1.9	1.2	
6-9	0.0	0.2	1.0	0.4	0.3	
10-19	0.0	0.2	0.0	0.0	0.1	
20-39	0.0	0.0	0.7	0.4	0.2	
40+	0.2	0.4	0.7	0.8	0.5	
N of Valid	460	483	296	257	1496	
N of Miss	30	43	60	54	187	

Table 163: On how many occasions have you taken non-prescription medicines such as diet pills (for example, Dietac, Dexatrim or Prolamine), stay-awake pills (for example No-Doz, Vivarin, or Wake), or cough or cold medicines (robos, DXM, etc.) to get high in your lifetime?








Response	6	8	10	12	Total	
0	98.7	96.7	90.5	94.1	95.6	
1-2	0.9	1.9	2.0	2.0	1.6	
3-5	0.0	0.8	2.4	1.6	1.0	
6-9	0.0	0.4	1.0	0.4	0.4	
10-19	0.4	0.2	1.7	1.2	0.7	
20-39	0.0	0.0	1.0	0.4	0.3	
40+	0.0	0.0	1.4	0.4	0.3	
N of Valid	454	484	295	256	1489	
N of Miss	36	42	61	55	194	

Table 164: On how many occasions have you taken non-prescription medicines such as diet pills (for example, Dietac, Dexatrim or Prolamine), stay-awake pills (for example No-Doz, Vivarin, or Wake), or cough or cold medicines (robos, DXM, etc.) to get high during the past 30 days?








Response	6	8	10	12	Total	
0	99.1	98.6	93.6	97.7	97.6	
1-2	0.4	1.0	3.7	0.8	1.3	
3-5	0.2	0.4	1.4	1.2	0.7	
6-9	0.0	0.0	1.0	0.0	0.2	
10-19	0.2	0.0	0.0	0.0	0.1	
20-39	0.0	0.0	0.0	0.4	0.1	
40+	0.0	0.0	0.3	0.0	0.1	
N of Valid	457	483	295	257	1492	
N of Miss	33	43	61	54	191	

Table 165: On how many occasions have you been drunk or very high from drinking alcoholic beverages during the past 30 days?








Response	6	8	10	12	Total	
0	97.8	94.0	89.5	82.8	92.4	
1-2	1.1	3.5	4.4	8.2	3.7	
3-5	0.0	1.4	3.1	6.3	2.1	
6-9	0.9	0.6	1.0	2.3	1.1	
10-19	0.0	0.2	0.7	0.0	0.2	
20-39	0.0	0.2	0.7	0.0	0.2	
40+	0.2	0.0	0.7	0.4	0.3	
N of Valid	460	483	295	256	1494	
N of Miss	30	43	61	55	189	

Table 166: On how many occasions have you drunk flavored alcoholic beverages, sometimes called 'alcopops' (like Mike's Hard Lemonade, Smirnoff Ice, Bacardi Breezers, etc.) in your lifetime?








Response	6	8	10	12	Total	
0	92.8	81.4	65.5	57.1	77.6	
1-2	4.8	9.5	11.3	12.2	8.9	
3-5	1.5	2.9	8.9	8.7	4.6	
6-9	0.4	2.5	6.1	9.1	3.7	
10-19	0.2	2.3	2.7	5.1	2.2	
20-39	0.0	0.6	4.1	2.4	1.4	
40+	0.2	0.8	1.4	5.5	1.5	
N of Valid	459	483	293	254	1489	
N of Miss	31	42	60	57	190	

Table 167: On how many occasions have you drunk flavored alcoholic beverages, sometimes called 'alcopops' (like Mike's Hard Lemonade, Smirnoff Ice, Bacardi Breezers, etc.) during the past 30 days?


Response	6	8	10	12	Total	
0	98.0	90.3	87.5	83.1	90.9	
1-2	1.1	6.8	7.1	9.8	5.6	
3-5	0.2	1.2	3.0	3.1	1.6	
6-9	0.4	0.8	0.3	3.1	1.0	
10-19	0.0	0.4	0.3	0.4	0.3	
20-39	0.0	0.0	0.7	0.0	0.1	
40+	0.2	0.4	1.0	0.4	0.5	
N of Valid	457	484	297	255	1493	
N of Miss	33	42	59	55	189	

Table 168: Think back over the last two weeks. How many times have you had five or more alcoholic drinks in a row?


Response	6	8	10	12	Total	
None	97.4	94.2	87.6	84.8	92.3	
Once	0.9	2.3	5.2	6.0	3.0	
Twice	0.9	1.9	2.8	5.6	2.4	
3-5 times	0.4	0.8	3.1	2.8	1.5	
6-9 times	0.4	0.0	0.7	0.4	0.3	
10 or more times	0.0	0.8	0.7	0.4	0.5	
N of Valid	456	484	290	250	1480	
N of Miss	34	42	66	61	203	

Table 169: During the past 30 days, how many times did you ride in a car or other vehicle driven by someone who had been drinking alcohol?


Response	6	8	10	12	Total	
0 times	81.6	79.5	80.5	85.3	81.3	
1 time	6.9	8.5	8.0	6.8	7.6	
2 or 3 times	4.9	5.8	5.9	5.6	5.5	
4 or 5 times	2.4	2.5	2.1	0.8	2.1	
6 or more times	4.2	3.7	3.5	1.6	3.5	
N of Valid	452	483	287	251	1473	
N of Miss	38	43	69	60	210	

Table 170: During the past 30 days, how many times did you drive a car or other vehicle when you had been drinking alcohol?







Response	6	8	10	12	Total	
I did not drive a car in the past 30 days	38.5	44.4	28.8	24.0	36.0	
0 times	58.9	52.6	66.0	69.9	60.1	
1 time	0.9	0.2	1.8	3.7	1.3	
2 or 3 times	0.5	1.1	2.5	2.0	1.3	
4 or 5 times	0.5	1.1	0.7	0.4	0.7	
6 or more times	0.7	0.6	0.4	0.0	0.5	
N of Valid	431	468	285	246	1430	
N of Miss	38	45	70	62	215	

Table 171: If you drank alcohol (not just a sip or taste) in the past year, how did you usually get it?












Response	6	8	10	12	Total	
I did not drink alcohol in the past year	93.0	80.2	64.5	49.6	75.9	
I bought it myself with a fake ID	0.0	0.0	0.0	0.0	0.0	
I bought it myself without a fake ID	0.0	0.0	0.4	2.8	0.6	
I got it from someone I know age 21 or older	1.4	5.1	10.9	20.6	7.7	
I got it from someone I know under age 21	0.2	1.1	5.8	6.9	2.7	
I got it from my brother or sister	0.5	0.6	1.4	1.6	0.9	
I got it from home with my parents' permission	1.4	2.1	2.5	4.4	2.4	
I got it from home without my parents' permission	1.1	3.4	2.5	1.2	2.2	
I got it from another relative	0.9	1.7	4.0	1.6	1.9	
A stranger bought it for me	0.2	0.6	1.4	1.2	0.8	
I took it from a store or shop	0.2	0.2	0.0	1.2	0.3	
Other	1.1	5.1	6.5	8.9	4.8	
N of Valid	442	475	276	248	1441	
N of Miss	45	48	75	63	231	

Table 172: If you drank alcohol (not just a sip or taste) in the past year, where did you usually drink it?











Response	6	8	10	12	Total	
I did not drink alcohol in the past year	92.8	82.7	65.3	53.9	77.7	
at my home	2.5	6.6	11.7	10.4	6.9	
at someone else's home	1.8	7.3	15.0	25.7	10.1	
at an open area like a park, beach, field, back road, woods, or a street corner	1.8	2.8	3.3	4.1	2.8	
at a sporting event or concert	0.0	0.0	0.4	0.0	0.1	
at a restaurant, bar, or a nightclub	0.0	0.2	0.7	2.1	0.6	
at an empty building or a construction site	0.4	0.2	0.7	0.0	0.3	
at a hotel/motel	0.7	0.0	0.4	2.1	0.6	
in a car	0.0	0.0	1.8	1.7	0.6	
at school	0.0	0.2	0.7	0.0	0.2	
N of Valid	446	468	274	241	1429	
N of Miss	44	54	76	67	241	

Table 173: During the last month, about how many marijuana cigarettes, or the equivalent, did you smoke a day, on the average?








Response	6	8	10	12	Total	
None	96.7	94.4	88.0	83.8	92.1	
Less than 1 a day	1.8	2.5	4.9	7.3	3.6	
1 a day	0.7	0.8	2.1	2.4	1.3	
2-3 a day	0.2	0.4	2.1	3.6	1.2	
4-6 a day	0.2	1.0	0.4	0.8	0.6	
7-10 a day	0.2	0.2	1.4	0.8	0.5	
11 or more a day	0.2	0.6	1.1	1.2	0.7	
N of Valid	451	479	284	247	1461	
N of Miss	39	47	72	64	222	

Table 174: How wrong would most adults (over 21) in your neighborhood think it is for kids your age: to use marijuana?


Response	6	8	10	12	Total	
Very wrong	87.5	81.5	73.9	62.7	78.7	
Wrong	8.7	10.4	11.7	16.4	11.1	
A little bit wrong	1.3	5.7	8.8	13.9	6.4	
Not wrong at all	2.4	2.3	5.7	7.0	3.8	
N of Valid	449	471	283	244	1447	
N of Miss	39	55	72	67	233	

Table 175: How wrong would most adults (over 21) in your neighborhood think it is for kids your age: to drink alcohol?


Response	6	8	10	12	Total	
Very wrong	81.3	70.0	58.1	49.4	67.7	
Wrong	10.1	17.4	20.1	22.6	16.6	
A little bit wrong	4.9	8.2	14.8	18.5	10.2	
Not wrong at all	3.6	4.5	7.0	9.5	5.6	
N of Valid	445	466	284	243	1438	
N of Miss	44	60	72	68	244	

Table 176: How wrong would most adults (over 21) in your neighborhood think it is for kids your age: to smoke cigarettes?


Response	6	8	10	12	Total	
Very wrong	78.7	69.6	59.9	49.2	67.0	
Wrong	13.0	16.5	19.0	20.1	16.5	
A little bit wrong	4.3	8.6	12.7	16.4	9.4	
Not wrong at all	4.0	5.4	8.5	14.3	7.1	
N of Valid	445	467	284	244	1440	
N of Miss	44	59	72	67	242	

Table 177: How much do each of the following statements describe your neighborhood? crime and/or drug selling


Response	6	8	10	12	Total	
NO!	71.0	68.8	56.6	48.6	63.7	
no	12.4	16.8	25.3	26.1	18.6	
yes	10.1	10.9	9.6	15.1	11.1	
YES!	6.5	3.6	8.5	10.2	6.6	
N of Valid	445	477	281	245	1448	
N of Miss	43	48	75	66	232	

Table 178: How much do each of the following statements describe your neighborhood? fights

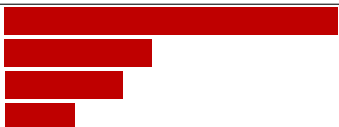
Response	6	8	10	12	Total	
NO!	56.1	53.2	50.5	46.7	52.5	
no	12.8	20.9	27.0	33.7	21.8	
yes	20.0	17.7	13.5	13.4	16.9	
YES!	11.0	8.2	8.9	6.1	8.9	
N of Valid	444	474	281	246	1445	
N of Miss	45	51	75	65	236	

Table 179: How much do each of the following statements describe your neighborhood? lots of empty or abandoned buildings

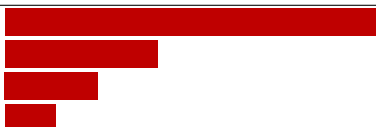
Response	6	8	10	12	Total	
NO!	62.6	61.1	56.6	51.2	59.0	
no	18.3	21.9	25.3	28.5	22.6	
yes	13.4	11.6	11.0	15.4	12.7	
YES!	5.6	5.5	7.1	4.9	5.7	
N of Valid	447	475	281	246	1449	
N of Miss	42	51	75	65	233	

Table 180: How much do each of the following statements describe your neighborhood? lots of graffiti


Response	6	8	10	12	Total	
NO!	75.2	68.3	65.1	64.5	69.1	
no	14.8	24.5	28.1	28.6	22.9	
yes	6.4	3.6	3.9	4.9	4.7	
YES!	3.6	3.6	2.8	2.0	3.2	
N of Valid	440	473	281	245	1439	
N of Miss	49	53	75	66	243	

Table 181: If I had to move, I would miss the neighborhood I now live in.


Response	6	8	10	12	Total	
NO!	20.5	17.5	20.9	18.4	19.2	
no	8.5	16.8	22.4	23.7	16.5	
yes	27.5	28.6	26.7	31.0	28.3	
YES!	43.5	37.1	30.0	26.9	36.0	
N of Valid	448	475	277	245	1445	
N of Miss	41	51	79	66	237	

Table 182: My neighbors notice when I am doing a good job and let me know about it.

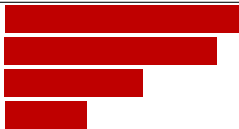
Response	6	8	10	12	Total	
NO!	33.3	35.0	42.2	38.1	36.4	
no	27.7	36.0	31.0	36.1	32.5	
yes	21.3	20.3	20.9	17.2	20.2	
YES!	17.7	8.7	5.8	8.6	10.9	
N of Valid	447	472	277	244	1440	
N of Miss	43	54	79	67	243	

Table 183: I like my neighborhood.

Response	6	8	10	12	Total	
NO!	11.5	10.4	14.9	10.7	11.7	
no	9.7	13.4	16.0	18.0	13.5	
yes	33.6	40.0	44.4	50.0	40.5	
YES!	45.3	36.2	24.7	21.3	34.3	
N of Valid	444	470	275	244	1433	
N of Miss	44	56	81	67	248	

Table 184: There are lots of adults in my neighborhood I could talk to about something important.

Response	6	8	10	12	Total	
NO!	27.9	27.2	29.8	28.5	28.1	
no	22.5	28.7	38.9	36.2	30.0	
yes	26.1	22.5	18.5	22.8	22.9	
YES!	23.4	21.7	12.7	12.6	18.9	
N of Valid	444	471	275	246	1436	
N of Miss	46	54	81	65	246	

Table 185: I'd like to get out of my neighborhood.

Response	6	8	10	12	Total	
NO!	48.7	37.4	33.1	26.8	38.3	
no	29.1	31.7	30.9	34.1	31.2	
yes	9.6	15.7	20.0	23.6	16.0	
YES!	12.6	15.1	16.0	15.4	14.5	
N of Valid	446	470	275	246	1437	
N of Miss	44	56	81	64	245	

Table 186: There are people in my neighborhood who are proud of me when I do something well.

Response	6	8	10	12	Total	
NO!	21.2	25.0	26.3	25.3	24.1	
no	23.7	26.7	34.3	27.3	27.3	
yes	31.8	32.5	25.5	31.4	30.8	
YES!	23.3	15.8	13.9	15.9	17.8	
N of Valid	443	468	274	245	1430	
N of Miss	47	58	82	66	253	

Table 187: There are people in my neighborhood who encourage me to do my best.

Response	6	8	10	12	Total	
NO!	23.3	23.4	26.8	27.9	24.8	
no	16.6	27.2	31.5	26.7	24.7	
yes	30.3	28.5	25.7	29.1	28.6	
YES!	29.8	20.9	15.9	16.2	21.9	
N of Valid	446	470	276	247	1439	
N of Miss	44	56	80	64	244	

Table 188: I feel safe in my neighborhood.

Response	6	8	10	12	Total	
NO!	13.7	11.3	13.4	10.2	12.3	
no	11.5	12.3	7.6	13.5	11.4	
yes	33.3	37.2	42.0	47.5	38.7	
YES!	41.6	39.1	37.0	28.7	37.7	
N of Valid	445	470	276	244	1435	
N of Miss	44	55	80	67	246	

Table 189: Which of the following activities for people your age are available in your community? sports teams?



Response	6	8	10	12	Total	
No	13.5	13.7	16.7	20.9	15.4	
Yes	86.5	86.3	83.3	79.1	84.6	
N of Valid	446	468	276	244	1434	
N of Miss	44	58	80	67	249	

Table 190: Which of the following activities for people your age are available in your community? scouting?



Response	6	8	10	12	Total	
No	40.4	44.6	56.9	59.8	48.3	
Yes	59.6	55.4	43.1	40.2	51.7	
N of Valid	436	464	276	241	1417	
N of Miss	54	62	80	70	266	

Table 191: Which of the following activities for people your age are available in your community? boys and girls clubs?



Response	6	8	10	12	Total	
No	43.1	35.3	47.8	48.6	42.4	
Yes	56.9	64.7	52.2	51.4	57.6	
N of Valid	439	462	274	243	1418	
N of Miss	51	64	81	68	264	

Table 192: Which of the following activities for people your age are available in your community? 4-H clubs?



Response	6	8	10	12	Total	
No	69.6	71.6	71.9	76.3	71.8	
Yes	30.4	28.4	28.1	23.8	28.2	
N of Valid	425	457	274	240	1396	
N of Miss	64	69	82	70	285	

Table 193: Which of the following activities for people your age are available in your community? service clubs?



Response	6	8	10	12	Total	
No	63.6	56.4	53.8	53.1	57.5	
Yes	36.4	43.6	46.2	46.9	42.5	
N of Valid	428	459	273	241	1401	
N of Miss	61	67	83	69	280	

Table 194: If a kid smoked marijuana in your neighborhood would he or she be caught by the police?





Response	6	8	10	12	Total	
NO!	10.6	21.2	28.3	29.8	20.7	
no	14.0	25.5	33.3	44.6	26.7	
yes	29.6	26.8	27.5	14.9	25.8	
YES!	45.7	26.6	10.9	10.7	26.8	
N of Valid	442	467	276	242	1427	
N of Miss	47	59	80	69	255	

Table 195: If a kid drank some beer, wine or hard liquor (for example, vodka, whiskey, or gin) in your neighborhood would he or she be caught by the police?





Response	6	8	10	12	Total	
NO!	13.3	22.5	29.8	30.2	22.3	
no	22.6	35.4	42.5	48.3	35.0	
yes	28.2	19.0	17.8	13.6	20.7	
YES!	35.9	23.1	9.8	7.9	21.9	
N of Valid	443	463	275	242	1423	
N of Miss	47	61	81	69	258	

Table 196: If a kid carried a handgun in your neighborhood would he or she be caught by the police?





Response	6	8	10	12	Total	
NO!	10.4	17.5	24.9	26.0	18.2	
no	14.5	24.1	24.9	34.7	23.1	
yes	24.9	23.5	30.4	23.1	25.2	
YES!	50.1	34.9	19.8	16.1	33.5	
N of Valid	441	464	273	242	1420	
N of Miss	49	61	82	68	260	

Table 197: If you wanted to get some cigarettes, how easy would it be for you to get some?





Response	6	8	10	12	Total	
Very hard	73.0	52.2	34.7	17.0	49.3	
Sort of hard	10.4	10.0	11.2	9.1	10.2	
Sort of easy	7.1	17.3	25.0	17.8	15.7	
Very easy	9.4	20.5	29.1	56.0	24.8	
N of Valid	434	469	268	241	1412	
N of Miss	56	57	87	70	270	

Table 198: If you wanted to get some beer, wine or hard liquor (for example, vodka, whiskey, or gin), how easy would it be for you to get some?





Response	6	8	10	12	Total	
Very hard	75.1	53.1	35.8	16.7	50.4	
Sort of hard	11.8	12.8	11.6	13.8	12.4	
Sort of easy	6.2	15.2	24.6	27.6	16.3	
Very easy	6.9	18.8	28.0	41.8	20.8	
N of Valid	433	467	268	239	1407	
N of Miss	57	59	88	72	276	

Table 199: If you wanted to get a drug like cocaine, LSD, or amphetamines, how easy would it be for you to get some?


Response	6	8	10	12	Total	
Very hard	92.1	84.5	65.9	45.1	76.6	
Sort of hard	4.9	8.0	16.1	23.6	11.2	
Sort of easy	0.7	3.4	10.5	13.5	5.6	
Very easy	2.3	4.1	7.5	17.7	6.5	
N of Valid	430	465	267	237	1399	
N of Miss	60	61	89	74	284	

Table 200: If you wanted to get a handgun, how easy would it be for you to get one?


Response	6	8	10	12	Total	
Very hard	75.9	64.8	55.7	39.4	62.1	
Sort of hard	10.4	13.6	15.9	20.3	14.2	
Sort of easy	5.3	11.7	12.5	17.0	10.8	
Very easy	8.4	9.9	15.9	23.2	12.9	
N of Valid	431	463	264	241	1399	
N of Miss	58	62	92	70	282	

Table 201: If you wanted to get some marijuana, how easy would it be for you to get some?


Response	6	8	10	12	Total	
Very hard	87.9	73.5	48.1	25.7	64.9	
Sort of hard	5.3	6.7	9.7	12.0	7.8	
Sort of easy	2.6	6.5	12.3	18.3	8.4	
Very easy	4.2	13.3	29.9	44.0	18.9	
N of Valid	430	465	268	241	1404	
N of Miss	60	61	88	70	279	

Table 202: During the past 12 months, have you participated in any alcohol prevention programs or seen any alcohol prevention messages in your school or community? Yes, a school-based program focused on preventing underage drinking and/or drinking and driving.



Response	6	8	10	12	Total	
No	55.9	68.3	75.6	73.3	67.1	
Yes	44.1	31.7	24.4	26.7	32.9	
N of Valid	490	526	356	311	1683	
N of Miss	0	0	0	0	0	

Table 203: During the past 12 months, have you participated in any alcohol prevention programs or seen any alcohol prevention messages in your school or community? Yes, a community-based program focused on preventing underage drinking and/or drinking and driving (for example, through your church or temple or through youth groups like Boys and Girls Club or 4-H).



Response	6	8	10	12	Total	
No	77.8	89.9	95.5	94.5	88.4	
Yes	22.2	10.1	4.5	5.5	11.6	
N of Valid	490	526	356	311	1683	
N of Miss	0	0	0	0	0	

Table 204: During the past 12 months, have you participated in any alcohol prevention programs or seen any alcohol prevention messages in your school or community? Yes, a media campaign addressing underage drinking and/or drinking and driving (for example, newspaper ads, posters, pamphlets, radio, TV).



Response	6	8	10	12	Total	
No	80.4	90.7	92.1	92.9	88.4	
Yes	19.6	9.3	7.9	7.1	11.6	
N of Valid	490	526	356	311	1683	
N of Miss	0	0	0	0	0	

Table 205: During the past 12 months, have you participated in any alcohol prevention programs or seen any alcohol prevention messages in your school or community? No



Response	6	8	10	12	Total	
No	61.6	49.6	54.8	54.0	55.0	
Yes	38.4	50.4	45.2	46.0	45.0	
N of Valid	490	526	356	311	1683	
N of Miss	0	0	0	0	0	

Table 206: How wrong do your parents feel it would be for YOU to: drink beer, wine or hard liquor (for example, vodka, whiskey or gin) regularly?


Response	6	8	10	12	Total	
Very wrong	91.6	82.4	75.4	65.7	81.1	
Wrong	5.2	9.9	14.2	20.7	11.1	
A little bit wrong	2.0	6.5	7.8	11.6	6.2	
Not wrong at all	1.1	1.3	2.6	2.1	1.6	
N of Valid	442	465	268	242	1417	
N of Miss	48	61	88	69	266	

Table 207: How wrong do your parents feel it would be for YOU to: smoke cigarettes?


Response	6	8	10	12	Total	
Very wrong	92.6	87.9	79.5	74.5	85.5	
Wrong	5.6	8.0	11.9	15.2	9.2	
A little bit wrong	0.9	2.8	6.3	7.8	3.7	
Not wrong at all	0.9	1.3	2.2	2.5	1.6	
N of Valid	443	464	268	243	1418	
N of Miss	47	62	88	68	265	

Table 208: How wrong do your parents feel it would be for YOU to: smoke marijuana?


Response	6	8	10	12	Total	
Very wrong	97.3	95.0	86.0	88.4	92.9	
Wrong	1.4	2.6	8.3	6.2	3.9	
A little bit wrong	0.7	1.3	3.4	2.9	1.8	
Not wrong at all	0.7	1.1	2.3	2.5	1.4	
N of Valid	437	461	265	242	1405	
N of Miss	53	65	90	69	277	

Table 209: How wrong do your parents feel it would be for YOU to: steal something worth more than \$5?





Response	6	8	10	12	Total	
Very wrong	87.8	87.0	88.7	88.9	87.9	
Wrong	9.1	9.9	9.4	9.9	9.6	
A little bit wrong	2.5	2.2	1.1	0.4	1.8	
Not wrong at all	0.7	0.9	0.8	0.8	0.8	
N of Valid	441	463	265	243	1412	
N of Miss	49	62	91	68	270	

Table 210: How wrong do your parents feel it would be for YOU to: draw graffiti, write things, or draw pictures on buildings or other property (without the owner's permission)?





Response	6	8	10	12	Total	
Very wrong	92.1	88.1	84.7	84.8	88.1	
Wrong	4.5	7.3	9.3	9.5	7.2	
A little bit wrong	2.0	2.2	4.1	4.1	2.8	
Not wrong at all	1.4	2.4	1.9	1.6	1.8	
N of Valid	441	463	268	243	1415	
N of Miss	49	63	88	68	268	

Table 211: How wrong do your parents feel it would be for YOU to: pick a fight with someone?





Response	6	8	10	12	Total	
Very wrong	73.9	60.8	61.0	61.7	65.1	
Wrong	15.2	23.4	20.2	22.6	20.1	
A little bit wrong	7.5	12.1	13.9	10.3	10.7	
Not wrong at all	3.4	3.7	4.9	5.3	4.1	
N of Valid	441	462	267	243	1413	
N of Miss	49	64	89	68	270	

Table 212: During the past 12 months, have you talked with at least one of your parents about the dangers of underage drinking and/or drinking and driving? By parents, we mean either your biological parents, adoptive parents, stepparents, or adult guardians - whether or not they live with you.



Response	6	8	10	12	Total	
No	45.0	58.9	59.5	67.1	56.1	
Yes	55.0	41.1	40.5	32.9	43.9	
N of Valid	422	445	259	234	1360	
N of Miss	68	81	97	77	323	

Table 213: Have any of your brothers or sisters ever: drunk beer, wine or hard liquor (for example, vodka, whiskey or gin)?




Response	6	8	10	12	Total	
No	73.6	58.6	48.5	41.4	58.4	
Yes	23.4	37.7	48.5	55.2	38.3	
I don't have any brothers or sisters	3.0	3.7	3.0	3.3	3.3	
N of Valid	436	456	268	239	1399	
N of Miss	54	70	88	72	284	

Table 214: Have any of your brothers or sisters ever: smoked marijuana?




Response	6	8	10	12	Total	
No	90.1	79.6	67.4	63.1	77.7	
Yes	6.9	16.6	30.0	33.2	19.0	
I don't have any brothers or sisters	3.0	3.7	2.6	3.7	3.3	
N of Valid	434	457	267	241	1399	
N of Miss	56	69	89	69	283	

Table 215: Have any of your brothers or sisters ever: smoked cigarettes?




Response	6	8	10	12	Total	
No	78.4	65.5	61.9	54.6	66.9	
Yes	18.6	30.5	35.4	41.7	29.7	
I don't have any brothers or sisters	3.0	4.0	2.6	3.8	3.4	
N of Valid	430	455	268	240	1393	
N of Miss	59	70	88	71	288	

Table 216: Have any of your brothers or sisters ever: taken a handgun to school?




Response	6	8	10	12	Total	
No	95.8	95.8	94.0	94.2	95.2	
Yes	1.2	0.4	3.0	2.5	1.5	
I don't have any brothers or sisters	3.0	3.7	3.0	3.3	3.3	
N of Valid	431	454	267	243	1395	
N of Miss	59	72	89	68	288	

Table 217: Have any of your brothers or sisters ever: been suspended or expelled from school?




Response	6	8	10	12	Total	
No	70.6	59.1	60.8	66.8	64.3	
Yes	26.4	36.5	36.2	29.5	32.1	
I don't have any brothers or sisters	3.0	4.4	3.0	3.7	3.6	
N of Valid	432	457	265	241	1395	
N of Miss	58	69	90	70	287	

Table 218: The rules in my family are clear.





Response	6	8	10	12	Total	
NO!	5.3	4.1	5.6	5.8	5.1	
no	6.7	9.1	9.7	12.1	9.0	
yes	24.8	36.3	37.8	41.3	33.9	
YES!	63.1	50.4	46.8	40.8	52.0	
N of Valid	431	460	267	240	1398	
N of Miss	58	65	89	71	283	

Table 219: People in my family often insult or yell at each other.

Response	6	8	10	12	Total	
NO!	34.7	23.5	22.6	16.3	25.6	
no	29.6	40.7	33.2	42.1	36.1	
yes	24.2	20.3	29.4	27.9	24.6	
YES!	11.4	15.5	14.7	13.8	13.8	
N of Valid	429	459	265	240	1393	
N of Miss	59	67	91	70	287	

Table 220: When I am not at home, one of my parents knows where I am and who I am with.

Response	6	8	10	12	Total	
NO!	5.3	4.8	5.0	5.9	5.2	
no	4.2	5.5	8.0	8.8	6.1	
yes	17.4	35.7	38.2	47.1	32.4	
YES!	73.1	54.0	48.9	38.2	56.3	
N of Valid	432	457	262	238	1389	
N of Miss	57	68	94	73	292	

Table 221: We argue about the same things in my family over and over.

Response	6	8	10	12	Total	
NO!	42.1	25.8	20.2	15.1	28.0	
no	28.6	40.0	35.4	36.6	35.0	
yes	17.4	23.2	28.9	32.4	24.1	
YES!	11.9	11.0	15.6	16.0	13.0	
N of Valid	430	453	263	238	1384	
N of Miss	59	73	93	73	298	

Table 222: If you drank some beer or wine or liquor (for example, vodka, whiskey, or gin) without your parents' permission, would you be caught by your parents?





Response	6	8	10	12	Total	
NO!	9.3	12.1	19.7	16.3	13.4	
no	4.9	18.9	21.6	39.6	18.6	
yes	10.5	20.0	23.5	25.4	18.6	
YES!	75.3	49.0	35.2	18.8	49.3	
N of Valid	430	455	264	240	1389	
N of Miss	60	71	92	71	294	

Table 223: My family has clear rules about alcohol and drug use.





Response	6	8	10	12	Total	
NO!	6.3	5.9	8.0	8.1	6.8	
no	4.9	10.4	11.0	14.0	9.4	
yes	14.8	24.0	27.7	38.7	24.3	
YES!	74.0	59.7	53.4	39.1	59.4	
N of Valid	427	454	264	235	1380	
N of Miss	63	72	92	76	303	

Table 224: If you carried a handgun without your parents' permission, would you be caught by your parents?





Response	6	8	10	12	Total	
NO!	7.0	7.7	13.7	14.0	9.7	
no	3.3	7.9	9.9	16.2	8.3	
yes	9.1	18.8	25.9	28.9	18.8	
YES!	80.7	65.6	50.6	40.9	63.2	
N of Valid	429	453	263	235	1380	
N of Miss	61	73	93	75	302	

Table 225: If you skipped school would you be caught by your parents?





Response	6	8	10	12	Total	
NO!	6.1	7.1	10.3	11.4	8.1	
no	3.5	10.4	16.8	24.5	11.9	
yes	14.9	19.8	29.4	30.0	21.8	
YES!	75.5	62.7	43.5	34.2	58.1	
N of Valid	429	450	262	237	1378	
N of Miss	61	74	94	74	303	

Table 226: Do you feel very close to your mother?





Response	6	8	10	12	Total	
NO!	4.5	7.8	13.0	10.5	8.3	
no	4.9	9.0	11.9	16.9	9.6	
yes	16.0	23.8	21.8	28.7	21.8	
YES!	74.6	59.4	53.3	43.9	60.3	
N of Valid	425	446	261	237	1369	
N of Miss	64	78	95	74	311	

Table 227: Do you share your thoughts and feelings with your mother?





Response	6	8	10	12	Total	
NO!	8.7	14.2	19.1	15.7	13.7	
no	18.8	21.1	22.9	23.0	21.0	
yes	21.4	24.8	21.0	28.5	23.7	
YES!	51.1	39.9	37.0	32.8	41.6	
N of Valid	425	451	262	235	1373	
N of Miss	64	75	94	76	309	

Table 228: My parents ask me what I think before most family decisions affecting me are made.

Response	6	8	10	12	Total	
NO!	11.3	13.9	18.6	17.4	14.6	
no	17.3	20.1	18.9	25.0	19.9	
yes	29.6	35.6	36.7	36.0	34.1	
YES!	41.7	30.3	25.8	21.6	31.4	
N of Valid	415	452	264	236	1367	
N of Miss	73	74	92	75	314	

Table 229: Do you share your thoughts and feelings with your father?

Response	6	8	10	12	Total	
NO!	23.4	26.2	32.8	31.2	27.4	
no	20.4	25.1	23.2	30.8	24.2	
yes	23.7	26.2	22.4	23.5	24.2	
YES!	32.6	22.6	21.6	14.5	24.1	
N of Valid	427	447	259	234	1367	
N of Miss	62	77	97	77	313	

Table 230: Do you enjoy spending time with your mother?

Response	6	8	10	12	Total	
NO!	3.0	5.1	11.5	7.7	6.1	
no	3.3	8.0	7.3	11.6	7.0	
yes	21.9	32.1	35.8	39.1	30.8	
YES!	71.8	54.8	45.4	41.6	56.1	
N of Valid	429	449	260	233	1371	
N of Miss	61	76	96	78	311	

Table 231: Do you enjoy spending time with your father?

Response	6	8	10	12	Total	
NO!	9.9	12.9	17.5	22.3	14.4	
no	7.3	8.8	10.9	13.7	9.6	
yes	22.3	33.2	33.1	38.6	30.7	
YES!	60.6	45.1	38.5	25.3	45.3	
N of Valid	426	443	257	233	1359	
N of Miss	64	82	99	78	323	

Table 232: If I had a personal problem, I could ask my mom or dad for help.

Response	6	8	10	12	Total	
NO!	7.2	8.0	13.0	10.8	9.2	
no	5.6	13.1	9.9	13.4	10.2	
yes	17.8	27.4	30.5	37.7	26.7	
YES!	69.4	51.4	46.6	38.1	53.9	
N of Valid	428	449	262	231	1370	
N of Miss	62	76	94	79	311	

Table 233: Do you feel very close to your father?

Response	6	8	10	12	Total	
NO!	13.3	16.0	22.7	27.3	18.4	
no	9.3	17.6	16.9	20.3	15.3	
yes	18.5	26.0	24.6	29.4	23.9	
YES!	58.9	40.4	35.8	22.9	42.4	
N of Valid	428	443	260	231	1362	
N of Miss	62	81	96	80	319	

Table 234: My parents give me lots of chances to do fun things with them.

Response	6	8	10	12	Total	
NO!	5.1	8.3	11.8	17.2	9.5	
no	8.8	15.8	17.5	22.0	15.0	
yes	24.6	31.0	36.5	37.5	31.1	
YES!	61.5	44.9	34.2	23.3	44.4	
N of Valid	431	448	263	232	1374	
N of Miss	59	78	93	78	308	

Table 235: My parents ask if I've gotten my homework done.

Response	6	8	10	12	Total	
NO!	2.0	3.1	8.7	18.0	6.4	
no	2.3	7.3	13.3	25.9	10.0	
yes	20.2	35.2	34.1	35.6	30.4	
YES!	75.5	54.4	43.9	20.5	53.3	
N of Valid	440	454	264	239	1397	
N of Miss	50	71	92	72	285	

Table 236: People in my family have serious arguments.

Response	6	8	10	12	Total	
NO!	38.1	25.6	22.0	18.1	27.5	
no	33.3	44.5	43.2	42.9	40.4	
yes	16.1	16.1	22.0	25.2	18.8	
YES!	12.6	13.9	12.9	13.9	13.3	
N of Valid	436	454	264	238	1392	
N of Miss	54	72	92	73	291	

Table 237: Would your parents know if you did not come home on time?


Response	6	8	10	12	Total	
NO!	3.7	5.1	6.1	8.4	5.4	
no	5.9	8.0	11.4	16.8	9.5	
yes	22.4	36.2	42.0	40.8	33.8	
YES!	68.0	50.7	40.5	34.0	51.3	
N of Valid	437	450	264	238	1389	
N of Miss	53	75	92	73	293	

Table 238: It is important to be honest with your parents, even if they become upset or you get punished.

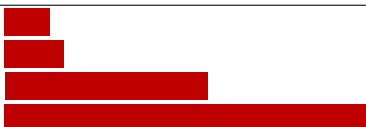
Response	6	8	10	12	Total	
NO!	3.7	3.4	7.3	7.5	4.9	
no	1.6	7.8	9.2	13.4	7.1	
yes	16.1	36.7	35.5	41.8	30.9	
YES!	78.7	52.1	48.1	37.2	57.2	
N of Valid	436	447	262	239	1384	
N of Miss	54	79	94	72	299	

Table 239: My parents notice when I am doing a good job and let me know about it.

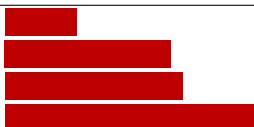
Response	6	8	10	12	Total	
Never or Almost Never	6.8	7.6	10.0	16.2	9.3	
Sometimes	17.0	24.7	28.0	36.1	24.9	
Often	27.0	26.5	29.2	24.5	26.8	
All the time	49.1	41.2	32.8	23.2	39.0	
N of Valid	440	449	271	241	1401	
N of Miss	50	76	85	70	281	

Table 240: How often do your parents tell you they're proud of you for something you've done?





Response	6	8	10	12	Total	
Never or Almost Never	5.5	8.7	10.7	16.2	9.4	
Sometimes	15.1	23.5	23.3	31.5	22.2	
Often	27.6	27.5	32.6	30.7	29.1	
All the time	51.8	40.3	33.3	21.6	39.3	
N of Valid	438	447	270	241	1396	
N of Miss	52	79	86	70	287	

Table 241: How many brothers and sisters, including stepbrothers and stepsisters, do you have that are younger than you?








Response	6	8	10	12	Total	
0	28.5	29.0	27.8	27.5	28.4	
1	26.4	27.0	20.7	24.6	25.2	
2	14.7	13.7	18.4	16.7	15.4	
3	12.6	10.3	8.3	17.5	11.9	
4	7.7	8.5	9.8	3.3	7.6	
5	3.3	3.4	4.9	3.3	3.6	
6 or more	6.8	8.1	10.2	7.1	7.9	
N of Valid	428	445	266	240	1379	
N of Miss	60	80	89	70	299	

Table 242: How many brothers and sisters, including stepbrothers and stepsisters, do you have that are older than you?








Response	6	8	10	12	Total	
0	20.1	23.8	31.1	31.8	25.4	
1	23.6	23.4	25.2	22.2	23.6	
2	19.4	17.4	17.8	14.6	17.6	
3	12.5	12.5	9.3	14.6	12.2	
4	6.5	7.3	8.1	6.7	7.1	
5	5.1	4.2	2.2	2.5	3.8	
6 or more	12.9	11.4	6.3	7.5	10.2	
N of Valid	433	449	270	239	1391	
N of Miss	57	77	86	72	292	

Table 243: Have you changed homes in the past year (the last 12 months)?



Response	6	8	10	12	Total	
No	62.6	71.6	74.3	71.7	69.3	
Yes	37.4	28.4	25.7	28.3	30.7	
N of Valid	430	447	272	237	1386	
N of Miss	60	79	84	74	297	

Table 244: How many times have you changed homes since kindergarten?






Response	6	8	10	12	Total	
Never	36.7	27.1	23.2	21.9	28.4	
1 or 2 times	27.1	30.0	31.3	27.4	28.9	
3 or 4 times	18.9	24.2	22.1	26.2	22.5	
5 or 6 times	9.6	8.7	12.1	15.6	10.8	
7 or more times	7.7	10.1	11.4	8.9	9.4	
N of Valid	428	447	272	237	1384	
N of Miss	62	79	84	74	299	

Table 245: Have you changed schools (including changing from elementary to middle and middle to high school) in the past year?



Response	6	8	10	12	Total	
No	69.9	61.6	71.0	73.8	68.1	
Yes	30.1	38.4	29.0	26.2	31.9	
N of Valid	422	445	272	237	1376	
N of Miss	68	81	84	74	307	

Table 246: How many times have you changed schools since kindergarten (including changing from elementary to middle and middle to high school)?






Response	6	8	10	12	Total	
Never	41.4	26.7	28.4	28.2	31.8	
1 or 2 times	34.0	34.2	25.5	21.8	30.3	
3 or 4 times	13.8	19.1	24.7	21.8	19.1	
5 or 6 times	7.9	10.1	11.1	20.1	11.3	
7 or more times	2.9	9.9	10.3	8.1	7.5	
N of Valid	420	445	271	234	1370	
N of Miss	70	80	85	77	312	

Table 247: Has anyone in your family ever had severe alcohol or drug problems?



Response	6	8	10	12	Total	
No	68.9	62.9	57.7	49.1	61.4	
Yes	31.1	37.1	42.3	50.9	38.6	
N of Valid	424	445	272	234	1375	
N of Miss	65	81	84	77	307	

Table 248: About how many adults (over 21) have you known personally who in the past year have: used marijuana, crack, cocaine, or other drugs?






Response	6	8	10	12	Total	
0	68.7	63.3	47.9	45.5	59.0	
1	13.6	13.8	16.5	17.3	14.9	
2	6.4	7.2	12.4	11.3	8.6	
3-4	4.2	5.9	6.7	9.5	6.2	
5+	7.1	9.7	16.5	16.5	11.4	
N of Valid	425	442	267	231	1365	
N of Miss	65	82	89	80	316	

Table 249: About how many adults (over 21) have you known personally who in the past year have: sold or dealt drugs?






Response	6	8	10	12	Total	
0	79.8	71.0	60.2	57.8	69.3	
1	8.1	9.5	15.4	13.5	10.9	
2	5.5	5.4	7.5	9.1	6.5	
3-4	2.1	5.4	6.8	7.8	5.1	
5+	4.5	8.6	10.2	11.7	8.2	
N of Valid	420	441	266	230	1357	
N of Miss	70	85	90	81	326	

Table 250: About how many adults (over 21) have you known personally who in the past year have: done other things that could get them in trouble with the police, like stealing, selling stolen goods, mugging or assaulting others, etc.?






Response	6	8	10	12	Total	
0	71.0	66.1	57.3	53.9	63.9	
1	13.5	11.1	13.9	17.8	13.5	
2	7.6	7.9	9.7	7.4	8.1	
3-4	2.9	5.0	4.5	6.1	4.4	
5+	5.0	9.9	14.6	14.8	10.1	
N of Valid	421	443	267	230	1361	
N of Miss	69	83	89	81	322	

Table 251: About how many adults (over 21) have you known personally who in the past year have: gotten drunk or high?






Response	6	8	10	12	Total	
0	52.5	43.3	37.1	29.3	42.5	
1	21.4	15.2	13.9	15.5	16.9	
2	6.2	10.7	9.7	9.1	8.8	
3-4	6.7	9.1	9.0	12.5	8.9	
5+	13.3	21.8	30.3	33.6	22.9	
N of Valid	421	441	267	232	1361	
N of Miss	69	84	89	79	321	

Table 252: Have you seen or heard information about underage drinking in the past 12 months from the following sources? Radio



Response	6	8	10	12	Total	
No	46.9	50.0	44.2	45.8	47.2	
Yes	53.1	50.0	55.8	54.2	52.8	
N of Valid	426	440	265	227	1358	
N of Miss	63	85	91	84	323	

Table 253: Have you seen or heard information about underage drinking in the past 12 months from the following sources? TV.



Response	6	8	10	12	Total	
No	22.2	26.0	21.9	23.5	23.6	
Yes	77.8	74.0	78.1	76.5	76.4	
N of Valid	423	438	265	226	1352	
N of Miss	67	88	91	85	331	

Table 254: Have you seen or heard information about underage drinking in the past 12 months from the following sources? Print. This includes information on underage drinking you may have seen in the newspaper, on a billboard, in pamphlets, on stickers, etc.



Response	6	8	10	12	Total	
No	41.9	46.5	41.2	40.6	43.0	
Yes	58.1	53.5	58.8	59.4	57.0	
N of Valid	427	437	262	229	1355	
N of Miss	63	87	94	82	326	

Table 255: Have you seen or heard information about underage drinking in the past 12 months from the following sources? Website or social media? (Facebook, Myspace, website, etc.)



Response	6	8	10	12	Total	
No	41.8	42.8	33.6	38.5	40.0	
Yes	58.2	57.2	66.4	61.5	60.0	
N of Valid	423	439	265	226	1353	
N of Miss	66	87	91	85	329	

Table 256: The next questions ask about your opinions of the information you saw or heard. If you have seen or heard more than one ad, please think about your favorite ad when answering these questions. The information about underage drinking that I saw or heard was convincing.

Response	6	8	10	12	Total	
NO!	23.7	21.4	23.6	15.9	21.6	
no	6.2	11.9	17.1	14.5	11.6	
yes	13.2	26.3	24.7	37.0	23.7	
YES!	40.7	25.6	24.7	22.5	29.6	
I have not seen or heard any ads about underage drinking in the past 12 months.	16.3	14.9	9.9	10.1	13.5	
N of Valid	418	430	263	227	1338	
N of Miss	72	95	93	84	344	

Table 257: The next questions ask about your opinions of the information you saw or heard. If you have seen or heard more than one ad, please think about your favorite ad when answering these questions. The information about underage drinking that I saw or heard grabbed my attention.

Response	6	8	10	12	Total	
NO!	22.5	19.4	19.2	15.5	19.7	
no	6.0	14.0	18.5	17.7	13.1	
yes	17.1	26.9	26.4	35.4	25.2	
YES!	39.6	25.0	26.8	20.8	29.2	
I have not seen or heard any ads about underage drinking in the past 12 months.	14.7	14.7	9.1	10.6	12.9	
N of Valid	414	428	265	226	1333	
N of Miss	75	98	91	85	349	

Table 258: The next questions ask about your opinions of the information you saw or heard. If you have seen or heard more than one ad, please think about your favorite ad when answering these questions. The information about underage drinking that I saw or heard said something important to me.

Response	6	8	10	12	Total	
NO!	18.6	19.4	18.7	16.7	18.5	
no	7.5	15.2	16.4	19.4	13.7	
yes	14.0	25.0	29.0	34.8	24.0	
YES!	43.6	24.1	26.0	18.9	29.7	
I have not seen or heard any ads about underage drinking in the past 12 months.	16.4	16.4	9.9	10.1	14.0	
N of Valid	415	428	262	227	1332	
N of Miss	75	98	94	84	351	

Table 259: The next questions ask about your opinions of the information you saw or heard. If you have seen or heard more than one ad, please think about your favorite ad when answering these questions. Seeing or hearing this information about underage drinking made me want to stop or decrease my drinking.

Response	6	8	10	12	Total	
NO!	21.9	20.1	22.3	22.0	21.4	
no	4.8	12.8	15.8	19.4	12.2	
yes	6.4	14.5	16.9	26.0	14.6	
YES!	34.4	25.6	31.9	18.5	28.2	
I have not seen or heard any ads about underage drinking in the past 12 months.	32.5	27.0	13.1	14.1	23.5	
N of Valid	375	422	260	227	1284	
N of Miss	114	104	96	84	398	

Table 260: How honest were you in filling out this survey?

Response	6	8	10	12	Total	
I was very honest	88.0	82.1	80.9	81.5	83.6	
I was honest pretty much of the time	10.3	14.2	13.9	13.7	12.8	
I was honest some of the time	1.6	2.8	3.4	4.7	2.9	
I was honest once in a while	0.0	0.9	1.9	0.0	0.7	
I was not honest at all	0.0	0.0	0.0	0.0	0.0	
N of Valid	426	436	267	233	1362	
N of Miss	64	90	89	78	321	