

2015 APNA

Arkansas Prevention Needs Assessment Student Survey

Mississippi County
Tables

**Arkansas Department of Human Services
Division of Behavioral Health Services
Prevention Services**

Conducted by International Survey Associates dba Pride Surveys

Contents

1	INTRODUCTION	11
2	PERCENTAGE TABLES	16

List of Tables

1	Sex	17
2	Age	17
3	Are you Hispanic or Latino?	17
4	What is your race? Black or African American	18
5	What is your race? Asian	18
6	What is your race? American Indian	18
7	What is your race? Alaska Native	18
8	What is your race? White	19
9	What is your race? Native Hawaiian or Other Pacific Islander	19
10	What is your race? Other	19
11	What is the highest level of schooling completed by your mother or father?	20
12	Think of where you live most of the time. Which of the following people live there with you? Mother	20
13	Think of where you live most of the time. Which of the following people live there with you? Stepmother	20
14	Think of where you live most of the time. Which of the following people live there with you? Foster Mother	21
15	Think of where you live most of the time. Which of the following people live there with you? Grandmother	21
16	Think of where you live most of the time. Which of the following people live there with you? Aunt	21
17	Think of where you live most of the time. Which of the following people live there with you? Father	21
18	Think of where you live most of the time. Which of the following people live there with you? Stepfather	22
19	Think of where you live most of the time. Which of the following people live there with you? Foster Father	22
20	Think of where you live most of the time. Which of the following people live there with you? Grandfather	22
21	Think of where you live most of the time. Which of the following people live there with you? Uncle	22
22	Think of where you live most of the time. Which of the following people live there with you? Other Adults	23
23	Think of where you live most of the time. Which of the following people live there with you? Brother(s)	23
24	Think of where you live most of the time. Which of the following people live there with you? Stepbrother(s)	23
25	Think of where you live most of the time. Which of the following people live there with you? Sister(s)	23
26	Think of where you live most of the time. Which of the following people live there with you? Stepsister(s)	24

27	Think of where you live most of the time. Which of the following people live there with you? Other Children	24
28	In my school, students have lots of chances to help decide things like class activities and rules.	24
29	Teachers ask me to work on special classroom projects.	24
30	My teacher(s) notices when I am doing a good job and lets me know about it.	25
31	There are lots of chances for students in my school to get involved in sports, clubs, and other school activities outside of class.	25
32	There are lots of chances for students in my school to talk with a teacher one-on-one.	25
33	I feel safe at my school.	26
34	The school lets my parents know when I have done something well.	26
35	My teachers praise me when I work hard in school.	26
36	Are your school grades better than the grades of most students in your class?	27
37	I have lots of chances to be part of class discussions or activities.	27
38	Now thinking back over the past year in school, how often did you: enjoy being in school?	27
39	Now thinking back over the past year in school, how often did you: hate being in school?	28
40	Now thinking back over the past year in school, how often did you: try to do your best work in school?	28
41	How often do you feel that the school work you are assigned is meaningful and important?	28
42	Putting them all together, what were your grades like last year?	29
43	How important do you think the things you are learning in school are going to be for your later life?	29
44	Do your parents care about your skipping or cutting school?	29
45	During the LAST FOUR WEEKS how many whole days of school have you missed because you skipped or 'cut'?	30
46	What are the chances you would be seen as cool if you: smoked cigarettes?	30
47	What are the chances you would be seen as cool if you: worked hard at school?	30
48	What are the chances you would be seen as cool if you: began drinking alcoholic beverages regularly, that is, at least once or twice a month?	31
49	What are the chances you would be seen as cool if you: defended someone who was being bullied?	31
50	What are the chances you would be seen as cool if you: smoked marijuana?	31
51	What are the chances you would be seen as cool if you: carried a handgun?	32

52	What are the chances you would be seen as cool if you: used e-cigarettes, e-cigars or e-hookahs?	32
53	What are the chances you would be seen as cool if you: bullied someone or cyber bullied someone?	32
54	Think of your four best friends (the friends you feel closest to). In the past year (12 months), how many of your best friends have: participated in clubs, organizations or activities at school?	33
55	Think of your four best friends (the friends you feel closest to). In the past year (12 months), how many of your best friends have: smoked cigarettes?	33
56	Think of your four best friends (the friends you feel closest to). In the past year (12 months), how many of your best friends have: tried beer, wine or hard liquor (for example, vodka, whiskey, or gin) when their parents didn't know about it?	33
57	Think of your four best friends (the friends you feel closest to). In the past year (12 months), how many of your best friends have: used e-cigarettes, e-cigars, or e-hookahs?	34
58	Think of your four best friends (the friends you feel closest to). In the past year (12 months), how many of your best friends have: used marijuana?	34
59	Think of your four best friends (the friends you feel closest to). In the past year (12 months), how many of your best friends have: used prescription drugs or non-prescription drugs for the purpose of getting high?	34
60	Think of your four best friends (the friends you feel closest to). In the past year (12 months), how many of your best friends have: used synthetic marijuana (K2, spice) or bath salts?	35
61	Think of your four best friends (the friends you feel closest to). In the past year (12 months), how many of your best friends have: used LSD, cocaine, amphetamines, or other illegal drugs?	35
62	Think of your four best friends (the friends you feel closest to). In the past year (12 months), how many of your best friends have: been bullied?	35
63	Think of your four best friends (the friends you feel closest to). In the past year (12 months), how many of your best friends have: been suspended from school?	36
64	Think of your four best friends (the friends you feel closest to). In the past year (12 months), how many of your best friends have: carried a handgun?	36
65	Think of your four best friends (the friends you feel closest to). In the past year (12 months), how many of your best friends have: sold illegal drugs?	36
66	Think of your four best friends (the friends you feel closest to). In the past year (12 months), how many of your best friends have: regularly attended religious services?	37

67	Think of your four best friends (the friends you feel closest to). In the past year (12 months), how many of your best friends have: stolen or tried to steal a motor vehicle such as a car or motorcycle?	37
68	Think of your four best friends (the friends you feel closest to). In the past year (12 months), how many of your best friends have: been arrested?	37
69	Think of your four best friends (the friends you feel closest to). In the past year (12 months), how many of your best friends have: dropped out of school?	38
70	Think of your four best friends (the friends you feel closest to). In the past year (12 months), how many of your best friends have: been members of a gang?	38
71	How old were you when you first: smoked marijuana?	38
72	How old were you when you first: smoked a cigarette, even just a puff?	39
73	How old were you when you first: had more than a sip or two of beer, wine or hard liquor (for example, vodka, whiskey, or gin)?	39
74	How old were you when you first: began drinking alcoholic beverages regularly, that is, at least once or twice a month?	40
75	How old were you when you first: used Daztrex?	40
76	How old were you when you first: got suspended from school?	41
77	How old were you when you first: got arrested?	41
78	How old were you when you first: carried a handgun?	42
79	How old were you when you first: used e-cigarettes, e-cigars, or e-hookahs?	42
80	How old were you when you first: belonged to a gang?	43
81	How old were you when you first: used prescription drugs not prescribed to you?	43
82	How wrong do you think it is for someone your age to: take a handgun to school?	44
83	How wrong do you think it is for someone your age to: steal anything?	44
84	How wrong do you think it is for someone your age to: pick a fight with someone?	44
85	How wrong do you think it is for someone your age to: attack someone with the idea of seriously hurting them?	45
86	How wrong do you think it is for someone your age to: stay away from school all day when their parents think they are at school?	45
87	How wrong do you think it is for someone your age to: drink beer, wine or hard liquor (for example, vodka, whiskey, or gin) regularly?	45
88	How wrong do you think it is for someone your age to: smoke cigarettes?	46
89	How wrong do you think it is for someone your age to: smoke marijuana?	46

90	How wrong do you think it is for someone your age to: use prescription drugs or non-prescription drugs for the purpose of getting high?	46
91	How wrong do you think it is for someone your age to: use synthetic marijuana (K2, spice) or bath salts?	47
92	How wrong do you think it is for someone your age to: use LSD, cocaine, amphetamines or another illegal drug?	47
93	How wrong do you think it is for someone your age to: use e-cigarettes, e-cigars or e-hookahs?	47
94	At school during the past 12 months, did you receive help from the resource teacher, speech therapist or other special education teacher?	48
95	How many times in the past year (12 months) have you: been suspended from school?	48
96	How many times in the past year (12 months) have you: carried a handgun?	48
97	How many times in the past year (12 months) have you: sold illegal drugs?	49
98	How many times in the past year (12 months) have you: stolen or tried to steal a motor vehicle such as a car or motorcycle?	49
99	How many times in the past year (12 months) have you: participated in clubs, organizations or activities at school?	50
100	How many times in the past year (12 months) have you: been arrested?	50
101	How many times in the past year (12 months) have you: attacked someone with the idea of seriously hurting them?	51
102	How many times in the past year (12 months) have you: been drunk or high at school?	51
103	How many times in the past year (12 months) have you: taken a handgun to school?	52
104	Are you currently on probation, or assigned a probation officer with Juvenile Court?	52
105	Have you ever belonged to a gang?	52
106	If you have ever belonged to a gang, did that gang have a name?	53
107	You are at a party at someone's house, and one of your friends offers you a drink containing alcohol. What would you say or do?	53
108	How often do you attend religious services or activities?	53
109	I think sometimes it's okay to cheat at school.	54
110	It is important to think before you act.	54
111	Sometimes I think that life is not worth it.	54
112	At times I think I am no good at all.	55
113	All in all, I am inclined to think that I am a failure.	55
114	In the past year, have you felt depressed or sad MOST days, even if you felt okay sometimes?	55
115	It is all right to beat up people if they start the fight.	56
116	I think it is okay to take something without asking if you can get away with it.	56

117	Where do you get the most information about living a drug and alcohol free life? Parents/guardians	56
118	Where do you get the most information about living a drug and alcohol free life? Friends	57
119	Where do you get the most information about living a drug and alcohol free life? Family members	57
120	Where do you get the most information about living a drug and alcohol free life? School	57
121	Where do you get the most information about living a drug and alcohol free life? Internet	58
122	Where do you get the most information about living a drug and alcohol free life? TV	58
123	Where do you get the most information about living a drug and alcohol free life? Social media	58
124	How much do you think people risk harming themselves (physically or in other ways) if they: smoked one or more packs of cigarettes per day?	59
125	How much do you think people risk harming themselves (physically or in other ways) if they: try marijuana once or twice?	59
126	How much do you think people risk harming themselves (physically or in other ways) if they: smoke marijuana once or twice a week?	59
127	How much do you think people risk harming themselves (physically or in other ways) if they: take one or two drinks of an alcoholic beverage (beer, wine, liquor) nearly every day?	60
128	How much do you think people risk harming themselves (physically or in other ways) if they: have five or more drinks of an alcoholic beverage once or twice a weekend?	60
129	How much do you think people risk harming themselves (physically or in other ways) if they: use prescription drugs that are not prescribed to them?	60
130	How much do you think people risk harming themselves (physically or in other ways) if they: use non-prescription drugs to get high?	61
131	How much do you think people risk harming themselves (physically or in other ways) if they: use e-cigarettes, e-cigars, or e-hookahs?	61
132	Have you ever used smokeless tobacco (chew, snuff, plug, dipping tobacco, or chewing tobacco)?	61
133	How often have you used smokeless tobacco during the past 30 days?	62
134	Have you ever smoked cigarettes?	62
135	How frequently have you smoked cigarettes during the past 30 days?	62
136	Which statement best describes rules about smoking inside your home or your family cars?	63
137	Have you ever used e-cigarettes, e-cigars, or e-hookahs?	63
138	How frequently have you used e-cigarettes, e-cigars, or e-hookahs?	64
139	During this school year, were you taught in any of your classes about the dangers of tobacco use?	64

140	During the past 12 months, have you participated in any community activities to discourage people your age from using cigarettes, chewing tobacco, snuff, dip or cigars, e-cigarettes, e-cigars, or e-hookahs?	64
141	Think back over the last two weeks. How many times have you had five or more alcoholic drinks in a row?	65
142	During the past 30 days, how many times did you ride in a car or other vehicle driven by someone who had been drinking alcohol or using drugs to get high?	65
143	During the past 30 days, how many times did you drive a car or other vehicle when you had been drinking alcohol or using drugs to get high?	65
144	If you drank alcohol (not just a sip or taste) in the past year, how did you usually get it?	66
145	If you drank alcohol (not just a sip or taste) in the past year, where did you usually drink it?	66
146	How do you feel about someone your age having one or two drinks of an alcoholic beverage nearly every day?	67
147	On how many occasions have you had alcoholic beverages (beer, wine or hard liquor) to drink in your lifetime - more than just a few sips?	67
148	On how many occasions have you drunk one or more drinks of an alcoholic beverage during the past 30 days?	67
149	On how many occasions have you used marijuana (grass, pot) or hashish (hash, hash oil) in your lifetime?	68
150	On how many occasions have you used marijuana (grass, pot) or hashish (hash, hash oil) during the past 30 days?	68
151	On how many occasions have you used LSD or other psychedelics in your lifetime?	68
152	On how many occasions have you used LSD or other psychedelics during the past 30 days?	69
153	On how many occasions have you used cocaine or crack in your lifetime?	69
154	On how many occasions have you used cocaine or crack during the past 30 days?	69
155	On how many occasions have you sniffed glue, breathed the contents of an aerosol spray can, or inhaled other gases or sprays, in order to get high in your lifetime?	70
156	On how many occasions have you sniffed glue, breathed the contents of an aerosol spray can, or inhaled other gases or sprays, in order to get high during the past 30 days?	70
157	On how many occasions have you used Daztrex in your lifetime?	71
158	On how many occasions have you used Daztrex during the past 30 days?	71
159	On how many occasions have you used synthetic marijuana (K2, spice) in your lifetime?	71

160	On how many occasions have you used synthetic marijuana (K2, spice) during the past 30 days?	72
161	On how many occasions have you used methamphetamines (meth, speed, crank, crystal meth) in your lifetime?	72
162	On how many occasions have you used methamphetamines (meth, speed, crank, crystal meth) in the past 30 days?	72
163	On how many occasions have you used other chemical products (bath salts, plant food, etc.) in your lifetime?	73
164	On how many occasions have you used other chemical products (bath salts, plant food, etc.) during the past 30 days?	73
165	On how many occasions have you used heroin or other opiates in your lifetime?	73
166	On how many occasions have you used heroin or other opiates during the past 30 days?	74
167	On how many occasions have you used MDMA ('X', 'E', or ecstasy) in your lifetime?	74
168	On how many occasions have you used MDMA ('X', 'E', or ecstasy) during the past 30 days?	74
169	On how many occasions have you taken prescription drugs (such as Valium, Xanax, Ritalin, Adderall, OxyContin, Darvocet, or sleeping pills) not prescribed to you in your lifetime?	75
170	On how many occasions have you taken prescription drugs (such as Valium, Xanax, Ritalin, Adderall, OxyContin, Darvocet, or sleeping pills) not prescribed to you during the past 30 days?	75
171	On how many occasions have you taken non-prescription medicines such as diet pills (for example, Dietac, Dexatrim or Prolamine), stay-awake pills (for example No-Doz, Vivarin, or Wake), or cough or cold medicines (robos, DXM, etc.) to get high in your lifetime?	76
172	On how many occasions have you taken non-prescription medicines such as diet pills (for example, Dietac, Dexatrim or Prolamine), stay-awake pills (for example No-Doz, Vivarin, or Wake), or cough or cold medicines (robos, DXM, etc.) to get high during the past 30 days?	76
173	On how many occasions have you been drunk or very high from drinking alcoholic beverages during the past 30 days?	77
174	On how many occasions have you drunk flavored alcoholic beverages, sometimes called 'alcopops' (like Mike's Hard Lemonade, Smirnoff Ice, Bacardi Breezers, etc.) in your lifetime?	77
175	On how many occasions have you drunk flavored alcoholic beverages, sometimes called 'alcopops' (like Mike's Hard Lemonade, Smirnoff Ice, Bacardi Breezers, etc.) during the past 30 days?	78
176	If you used prescription drugs or over the counter drugs without a doctor telling you to use it or for the purpose of getting high, where did you get these drugs? - Did not use	78

177	If you used prescription drugs or over the counter drugs without a doctor telling you to use it or for the purpose of getting high, where did you get these drugs? - Bought or took from store or shop	78
178	If you used prescription drugs or over the counter drugs without a doctor telling you to use it or for the purpose of getting high, where did you get these drugs? - Got from parents with permission	79
179	If you used prescription drugs or over the counter drugs without a doctor telling you to use it or for the purpose of getting high, where did you get these drugs? - Got from home without permission	79
180	If you used prescription drugs or over the counter drugs without a doctor telling you to use it or for the purpose of getting high, where did you get these drugs? - Got from relative with permission	79
181	If you used prescription drugs or over the counter drugs without a doctor telling you to use it or for the purpose of getting high, where did you get these drugs? - Got from relative without permission	79
182	If you used prescription drugs or over the counter drugs without a doctor telling you to use it or for the purpose of getting high, where did you get these drugs? - Got from friend's home with permission	80
183	If you used prescription drugs or over the counter drugs without a doctor telling you to use it or for the purpose of getting high, where did you get these drugs? - Got from friend's home without permission	80
184	If you used prescription drugs or over the counter drugs without a doctor telling you to use it or for the purpose of getting high, where did you get these drugs? - Got from friend at school	80
185	If you used prescription drugs or over the counter drugs without a doctor telling you to use it or for the purpose of getting high, where did you get these drugs? - Got from friend at party	80
186	If you used prescription drugs or over the counter drugs without a doctor telling you to use it or for the purpose of getting high, where did you get these drugs? - Got from friend, elsewhere	81
187	If you used prescription drugs or over the counter drugs without a doctor telling you to use it or for the purpose of getting high, where did you get these drugs? - Got from internet sale	81
188	During the last month, about how many marijuana cigarettes, or the equivalent, did you smoke a day, on the average?	81
189	How wrong do your friends feel it would be for YOU to: have one or two drinks of an alcoholic beverage nearly every day?	82
190	How wrong do your friends feel it would be for YOU to: smoke tobacco?	82
191	How wrong do your friends feel it would be for YOU to: smoke marijuana?	82
192	How wrong do your friends feel it would be for YOU to: use prescription drugs not prescribed to you?	83
193	How wrong would most adults (over 21) in your neighborhood think it is for kids your age: to use marijuana?	83

194	How wrong would most adults (over 21) in your neighborhood think it is for kids your age: to drink alcohol?	83
195	How wrong would most adults (over 21) in your neighborhood think it is for kids your age: to smoke cigarettes?	84
196	How much do each of the following statements describe your neighborhood? crime and/or drug selling	84
197	How much do each of the following statements describe your neighborhood? fights	84
198	How much do each of the following statements describe your neighborhood? lots of empty or abandoned buildings	85
199	How much do each of the following statements describe your neighborhood? lots of graffiti	85
200	I feel safe in my neighborhood.	85
201	If a kid smoked marijuana in your neighborhood would he or she be caught by the police?	86
202	If a kid drank some beer, wine or hard liquor (for example, vodka, whiskey, or gin) in your neighborhood would he or she be caught by the police?	86
203	If a kid carried a handgun in your neighborhood would he or she be caught by the police?	86
204	If you wanted to get some cigarettes, how easy would it be for you to get some?	87
205	If you wanted to get some beer, wine or hard liquor (for example, vodka, whiskey, or gin), how easy would it be for you to get some?	87
206	If you wanted to get a drug like cocaine, LSD, or amphetamines, how easy would it be for you to get some?	87
207	If you wanted to get a handgun, how easy would it be for you to get one?	88
208	If you wanted to get some marijuana, how easy would it be for you to get some?	88
209	If you wanted to get prescription drugs for the purpose of getting high, how easy would it be for you to get some?	88
210	If you wanted to get synthetic marijuana such as K2 or chemical products such as bath salts to get high, how easy would it be for you to get some?	89
211	If you wanted to get steroids to use or to enhance athletic performance, how easy would it be for you to get some?	89
212	If you wanted to get e-cigarettes, e-cigars, or e-hookahs, how easy would it be for you to get some?	89
213	During the past 12 months, have you participated in any alcohol prevention programs or seen any alcohol prevention messages in your school or community? Yes, a school-based program focused on preventing underage drinking and/or drinking and driving.	90

214	During the past 12 months, have you participated in any alcohol prevention programs or seen any alcohol prevention messages in your school or community? Yes, a community-based program focused on preventing underage drinking and/or drinking and driving (for example, through your church or temple or through youth groups like Boys and Girls Club or 4-H).	90
215	During the past 12 months, have you participated in any alcohol prevention programs or seen any alcohol prevention messages in your school or community? Yes, a media campaign addressing underage drinking and/or drinking and driving (for example, newspaper ads, posters, pamphlets, radio, TV).	90
216	During the past 12 months, have you participated in any alcohol prevention programs or seen any alcohol prevention messages in your school or community? No	90
217	How wrong do your parents feel it would be for YOU to: have one or two drinks of an alcoholic beverage nearly every day?	91
218	How wrong do your parents feel it would be for YOU to: smoke tobacco?	91
219	How wrong do your parents feel it would be for YOU to: smoke marijuana?	91
220	How wrong do your parents feel it would be for YOU to: use prescription drugs not prescribed to you?	92
221	How wrong do your parents feel it would be for YOU to: steal something worth more than \$5?	92
222	How wrong do your parents feel it would be for YOU to: draw graffiti, write things, or draw pictures on buildings or other property (without the owner's permission)?	92
223	How wrong do your parents feel it would be for YOU to: pick a fight with someone?	93
224	During the past 12 months, have you talked with at least one of your parents about the dangers of underage drinking and/or drinking and driving? By parents, we mean either your biological parents, adoptive parents, stepparents, or adult guardians - whether or not they live with you.	93
225	The rules in my family are clear.	93
226	People in my family have serious arguments about the same things, and often insult or yell at each other.	94
227	When I am not at home, one of my parents knows where I am and who I am with.	94
228	My family has clear rules about alcohol and drug use.	94
229	If you skipped school would you be caught by your parents?	95
230	My parents ask if I've gotten my homework done.	95
231	Would your parents know if you did not come home on time?	95
232	Do you know how to properly dispose of leftover prescription drugs?	96

233	Have any of your brothers or sisters ever: drunk beer, wine or hard liquor (for example, vodka, whiskey or gin)?	96
234	Have any of your brothers or sisters ever: smoked marijuana?	96
235	Have any of your brothers or sisters ever: smoked cigarettes?	96
236	Have any of your brothers or sisters ever: taken a handgun to school? .	97
237	Have any of your brothers or sisters ever: been suspended or expelled from school?	97
238	Have any of your brothers or sisters ever: used e-cigarettes, e-cigars or e-hookahs?	97
239	Have any of your brothers or sisters ever: used prescription drugs not prescribed to him/her?	97
240	Have you changed homes in the past year (the last 12 months)? . .	98
241	How many times have you changed homes since kindergarten? . . .	98
242	Have you changed schools (including changing from elementary to middle and middle to high school) in the past year?	98
243	How many times have you changed schools since kindergarten (including changing from elementary to middle and middle to high school)?	99
244	Has anyone in your family ever had severe alcohol or drug problems? .	99
245	About how many adults (over 21) have you known personally who in the past year have: used marijuana, crack, cocaine, or other drugs? .	99
246	About how many adults (over 21) have you known personally who in the past year have: sold or dealt drugs?	100
247	About how many adults (over 21) have you known personally who in the past year have: done other things that could get them in trouble with the police, like stealing, selling stolen goods, mugging or assaulting others, etc.?	100
248	About how many adults (over 21) have you known personally who in the past year have: gotten drunk or high?	100
249	Have you seen or heard information about underage drinking in the past 12 months from the following sources? Radio	101
250	Have you seen or heard information about underage drinking in the past 12 months from the following sources? TV.	101
251	Have you seen or heard information about underage drinking in the past 12 months from the following sources? Print. This includes information on underage drinking you may have seen in the newspaper, on a billboard, in pamphlets, on stickers, etc.	101
252	Have you seen or heard information about underage drinking in the past 12 months from the following sources? Website or social media? (Facebook, Myspace, website, etc.)	101
253	The next questions ask about your opinions of the information you saw or heard. If you have seen or heard more than one ad, please think about your favorite ad when answering these questions. The information about underage drinking that I saw or heard was convincing.	102

254	The next questions ask about your opinions of the information you saw or heard. If you have seen or heard more than one ad, please think about your favorite ad when answering these questions. The information about underage drinking that I saw or heard grabbed my attention.	102
255	The next questions ask about your opinions of the information you saw or heard. If you have seen or heard more than one ad, please think about your favorite ad when answering these questions. The information about underage drinking that I saw or heard said something important to me.	102
256	The next questions ask about your opinions of the information you saw or heard. If you have seen or heard more than one ad, please think about your favorite ad when answering these questions. Seeing or hearing this information about underage drinking made me want to stop or decrease my drinking.	103
257	How honest were you in filling out this survey?	103

List of Figures

1	Grade Chart	12
2	Gender Chart	13
3	Age Chart	14
4	Ethnic Origin Chart	15

1 INTRODUCTION

This report was generated from data collected on the *2015 Arkansas Prevention Needs Assessment Student Survey*. This report contains basic frequency tables of all data collected and graphs on the selected demographic variables of grade, gender, age and ethnic origin. The graph on ethnic origin is represented as a bar chart rather than as a pie chart. This is because students were allowed to mark more than one response for ethnic origin as opposed to being allowed to mark only one response. The bars represent the percent of students who marked each of the ethnic categories.

Questions regarding the information found in this report can be directed to:

Pride Surveys

2140 Newmarket Parkway Suite 116 Marietta, GA 30067 1-800-279-6361
www.pridesurveys.com

Grade Chart

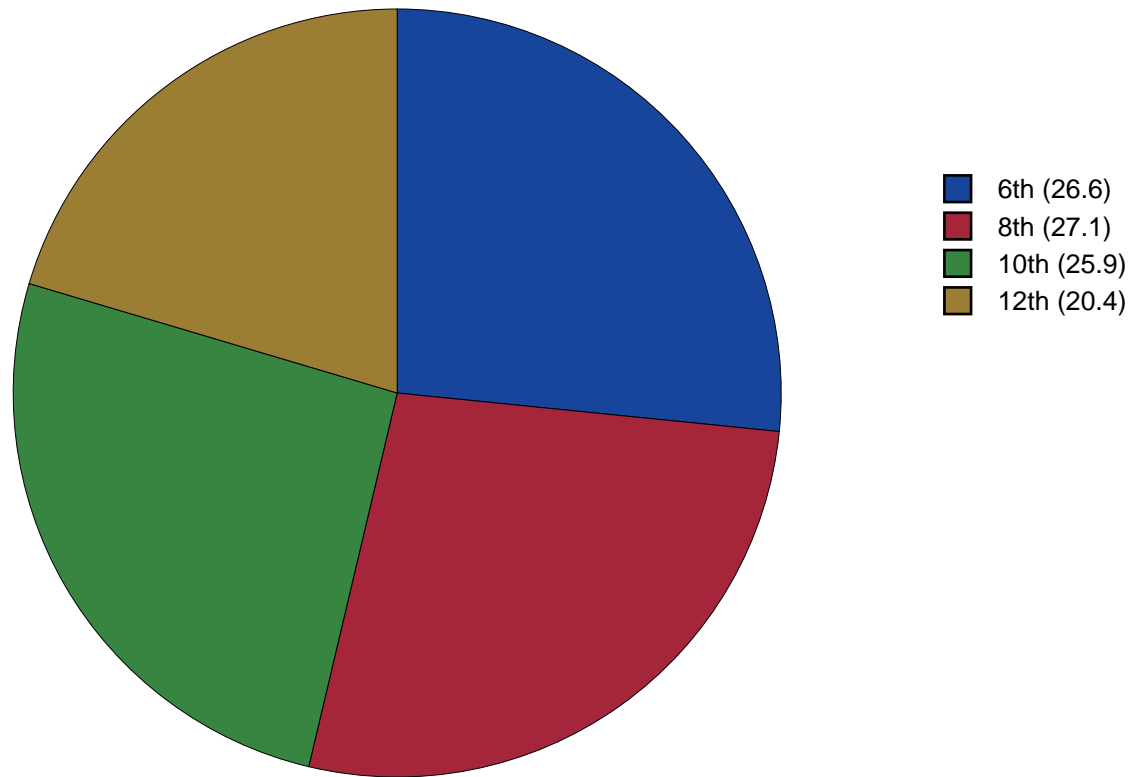


Figure 1: Grade Chart

Gender Chart

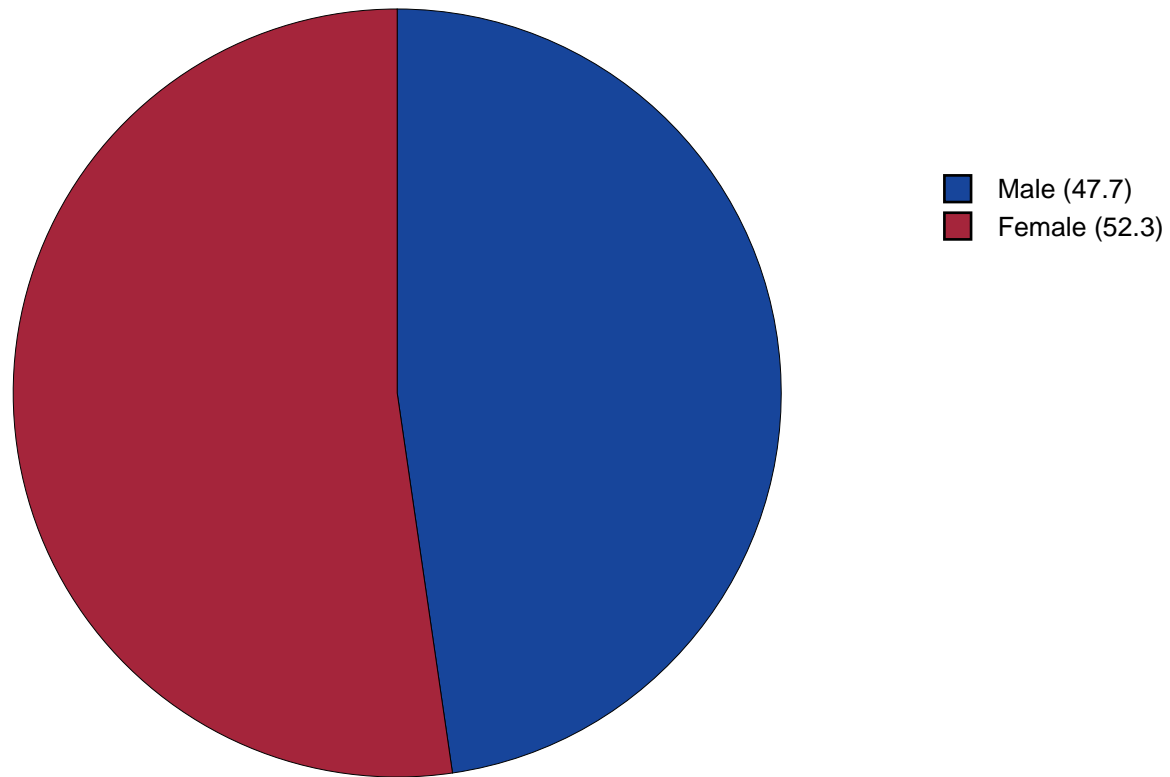


Figure 2: Gender Chart

Age Chart

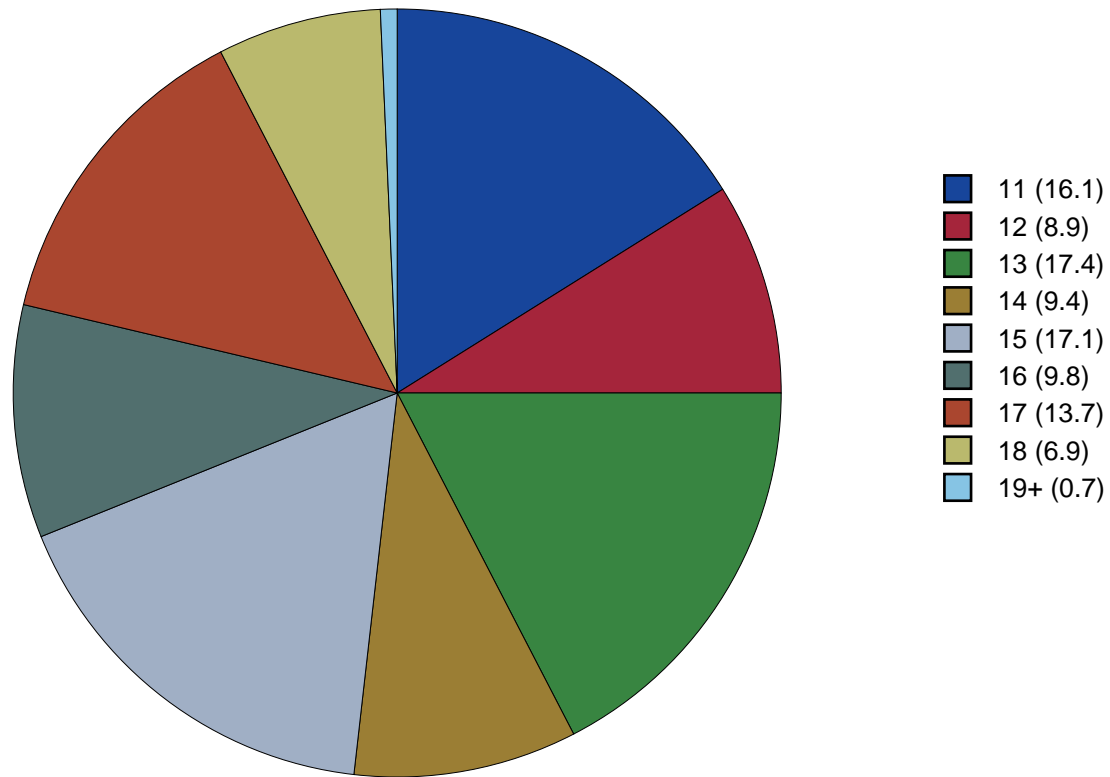


Figure 3: Age Chart

Ethnic Origin Chart

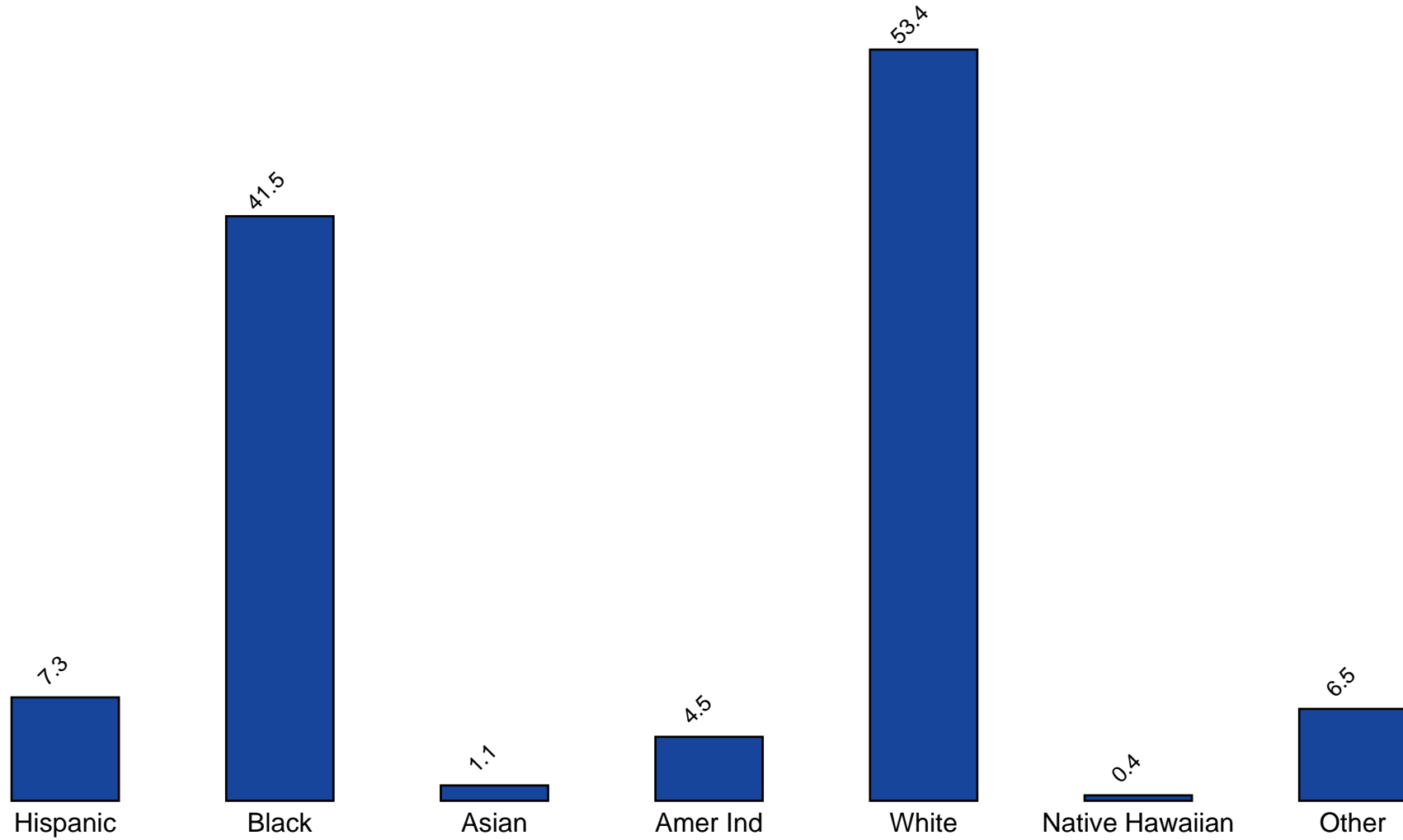


Figure 4: Ethnic Origin Chart

2 PERCENTAGE TABLES

The following tables contain frequency distribution detailing how your students responded to each question on the survey. The tables appear in the same order as the questions on the survey. The tables include breakdowns by grade level as well as overall percentages. The *N of Valid* row is a frequency count of the number of valid responses to each question for each grade and overall. The *N of Miss* row is a frequency count of the number of invalid (marked more than one response) or missing (i.e. did not respond) responses to each question for each grade and overall.

For the questions that allowed more than one response (i.e. race, live with, etc.) each response becomes a separate table. If a student did not mark the response, that was counted as a NO response, and if they did mark the response, that was counted as a YES response. Since a non response is a valid response for these questions, the *N of Miss* will always be zero for these questions.

Table 1: Sex

Response	6	8	10	12	Total	
Male	48.4	46.5	47.2	49.1	47.7	
Female	51.6	53.5	52.8	50.9	52.3	
N of Valid	415	417	405	316	1553	
N of Miss	1	6	0	2	9	

Table 2: Age

Response	6	8	10	12	Total	
10 or younger	0.0	0.0	0.0	0.0	0.0	
11	60.3	0.0	0.0	0.0	16.1	
12	33.4	0.0	0.0	0.0	8.9	
13	6.2	58.1	0.0	0.0	17.4	
14	0.0	34.5	0.2	0.0	9.4	
15	0.0	6.9	58.8	0.0	17.1	
16	0.0	0.5	37.2	0.0	9.8	
17	0.0	0.0	3.7	62.7	13.7	
18	0.0	0.0	0.0	33.9	6.9	
19 or older	0.0	0.0	0.0	3.5	0.7	
N of Valid	416	420	403	316	1555	
N of Miss	0	3	2	2	7	

Table 3: Are you Hispanic or Latino?

Response	6	8	10	12	Total	
No	89.6	92.7	92.9	95.9	92.7	
Yes	10.4	7.3	7.1	4.1	7.3	
N of Valid	376	411	394	316	1497	
N of Miss	40	12	11	2	65	

Table 4: What is your race? Black or African American



Response	6	8	10	12	Total	
No	62.3	56.5	61.2	52.5	58.5	
Yes	37.7	43.5	38.8	47.5	41.5	
N of Valid	416	423	405	318	1562	
N of Miss	0	0	0	0	0	

Table 5: What is your race? Asian



Response	6	8	10	12	Total	
No	98.3	99.5	99.0	98.7	98.9	
Yes	1.7	0.5	1.0	1.3	1.1	
N of Valid	416	423	405	318	1562	
N of Miss	0	0	0	0	0	

Table 6: What is your race? American Indian



Response	6	8	10	12	Total	
No	93.5	93.4	96.5	99.4	95.5	
Yes	6.5	6.6	3.5	0.6	4.5	
N of Valid	416	423	405	318	1562	
N of Miss	0	0	0	0	0	

Table 7: What is your race? Alaska Native


Response	6	8	10	12	Total	
No	100.0	100.0	100.0	100.0	100.0	
Yes	0.0	0.0	0.0	0.0	0.0	
N of Valid	416	423	405	318	1562	
N of Miss	0	0	0	0	0	

Table 8: What is your race? White



Response	6	8	10	12	Total	
No	45.2	48.5	44.4	48.7	46.6	
Yes	54.8	51.5	55.6	51.3	53.4	
N of Valid	416	423	405	318	1562	
N of Miss	0	0	0	0	0	

Table 9: What is your race? Native Hawaiian or Other Pacific Islander



Response	6	8	10	12	Total	
No	99.5	99.5	99.5	100.0	99.6	
Yes	0.5	0.5	0.5	0.0	0.4	
N of Valid	416	423	405	318	1562	
N of Miss	0	0	0	0	0	

Table 10: What is your race? Other



Response	6	8	10	12	Total	
No	90.4	92.7	94.1	97.8	93.5	
Yes	9.6	7.3	5.9	2.2	6.5	
N of Valid	416	423	405	318	1562	
N of Miss	0	0	0	0	0	

Table 11: What is the highest level of schooling completed by your mother or father?









Response	6	8	10	12	Total	
Completed grade school or less	2.6	2.7	2.3	1.6	2.3	
Some high school	3.8	7.9	12.0	18.7	10.2	
Completed high school	15.1	20.0	19.9	22.3	19.2	
Some college	12.1	13.1	17.6	17.4	14.9	
Completed college	24.1	23.4	26.3	24.5	24.6	
Graduate or professional school after college	4.6	8.6	5.4	5.8	6.1	
Don't know	36.9	22.7	15.1	8.1	21.4	
Does not apply	0.8	1.7	1.3	1.6	1.3	
N of Valid	390	406	391	310	1497	
N of Miss	26	17	14	8	65	

Table 12: Think of where you live most of the time. Which of the following people live there with you? Mother



Response	6	8	10	12	Total	
No	17.3	16.5	19.0	22.0	18.5	
Yes	82.7	83.5	81.0	78.0	81.5	
N of Valid	416	423	405	318	1562	
N of Miss	0	0	0	0	0	

Table 13: Think of where you live most of the time. Which of the following people live there with you? Stepmother



Response	6	8	10	12	Total	
No	93.0	95.7	95.1	95.9	94.9	
Yes	7.0	4.3	4.9	4.1	5.1	
N of Valid	416	423	405	318	1562	
N of Miss	0	0	0	0	0	

Table 14: Think of where you live most of the time. Which of the following people live there with you? Foster Mother



Response	6	8	10	12	Total	
No	99.5	99.8	99.0	99.4	99.4	
Yes	0.5	0.2	1.0	0.6	0.6	
N of Valid	416	423	405	318	1562	
N of Miss	0	0	0	0	0	

Table 15: Think of where you live most of the time. Which of the following people live there with you? Grandmother



Response	6	8	10	12	Total	
No	84.9	81.6	87.2	88.4	85.3	
Yes	15.1	18.4	12.8	11.6	14.7	
N of Valid	416	423	405	318	1562	
N of Miss	0	0	0	0	0	

Table 16: Think of where you live most of the time. Which of the following people live there with you? Aunt



Response	6	8	10	12	Total	
No	95.2	93.9	94.6	97.5	95.1	
Yes	4.8	6.1	5.4	2.5	4.9	
N of Valid	416	423	405	318	1562	
N of Miss	0	0	0	0	0	

Table 17: Think of where you live most of the time. Which of the following people live there with you? Father



Response	6	8	10	12	Total	
No	48.8	52.0	53.6	53.5	51.9	
Yes	51.2	48.0	46.4	46.5	48.1	
N of Valid	416	423	405	318	1562	
N of Miss	0	0	0	0	0	

Table 18: Think of where you live most of the time. Which of the following people live there with you? Stepfather



Response	6	8	10	12	Total	
No	81.0	83.7	83.0	85.2	83.1	
Yes	19.0	16.3	17.0	14.8	16.9	
N of Valid	416	423	405	318	1562	
N of Miss	0	0	0	0	0	

Table 19: Think of where you live most of the time. Which of the following people live there with you? Foster Father



Response	6	8	10	12	Total	
No	99.5	100.0	99.3	99.7	99.6	
Yes	0.5	0.0	0.7	0.3	0.4	
N of Valid	416	423	405	318	1562	
N of Miss	0	0	0	0	0	

Table 20: Think of where you live most of the time. Which of the following people live there with you? Grandfather



Response	6	8	10	12	Total	
No	91.8	91.3	92.8	92.8	92.1	
Yes	8.2	8.7	7.2	7.2	7.9	
N of Valid	416	423	405	318	1562	
N of Miss	0	0	0	0	0	

Table 21: Think of where you live most of the time. Which of the following people live there with you? Uncle



Response	6	8	10	12	Total	
No	96.4	96.5	94.6	99.1	96.5	
Yes	3.6	3.5	5.4	0.9	3.5	
N of Valid	416	423	405	318	1562	
N of Miss	0	0	0	0	0	

Table 22: Think of where you live most of the time. Which of the following people live there with you? Other Adults



Response	6	8	10	12	Total	
No	97.6	98.6	97.0	98.1	97.8	
Yes	2.4	1.4	3.0	1.9	2.2	
N of Valid	416	423	405	318	1562	
N of Miss	0	0	0	0	0	

Table 23: Think of where you live most of the time. Which of the following people live there with you? Brother(s)



Response	6	8	10	12	Total	
No	51.2	53.0	57.8	63.5	55.9	
Yes	48.8	47.0	42.2	36.5	44.1	
N of Valid	416	423	405	318	1562	
N of Miss	0	0	0	0	0	

Table 24: Think of where you live most of the time. Which of the following people live there with you? Stepbrother(s)



Response	6	8	10	12	Total	
No	94.5	94.8	97.8	97.8	96.1	
Yes	5.5	5.2	2.2	2.2	3.9	
N of Valid	416	423	405	318	1562	
N of Miss	0	0	0	0	0	

Table 25: Think of where you live most of the time. Which of the following people live there with you? Sister(s)



Response	6	8	10	12	Total	
No	55.8	55.3	56.3	62.6	57.2	
Yes	44.2	44.7	43.7	37.4	42.8	
N of Valid	416	423	405	318	1562	
N of Miss	0	0	0	0	0	

Table 26: Think of where you live most of the time. Which of the following people live there with you? Stepsister(s)



Response	6	8	10	12	Total	
No	94.5	95.7	97.8	98.1	96.4	
Yes	5.5	4.3	2.2	1.9	3.6	
N of Valid	416	423	405	318	1562	
N of Miss	0	0	0	0	0	

Table 27: Think of where you live most of the time. Which of the following people live there with you? Other Children



Response	6	8	10	12	Total	
No	95.7	94.6	93.6	93.7	94.4	
Yes	4.3	5.4	6.4	6.3	5.6	
N of Valid	416	423	405	318	1562	
N of Miss	0	0	0	0	0	

Table 28: In my school, students have lots of chances to help decide things like class activities and rules.





Response	6	8	10	12	Total	
NO!	20.2	11.7	14.1	16.8	15.6	
no	32.1	33.6	31.5	30.8	32.1	
yes	36.7	45.7	47.1	41.9	42.9	
YES!	10.9	9.0	7.3	10.5	9.4	
N of Valid	411	411	397	315	1534	
N of Miss	5	12	8	3	28	

Table 29: Teachers ask me to work on special classroom projects.





Response	6	8	10	12	Total	
NO!	10.6	4.8	10.0	8.6	8.5	
no	22.2	29.8	38.6	36.0	31.4	
yes	43.2	51.3	42.3	46.5	45.8	
YES!	24.0	14.0	9.2	8.9	14.3	
N of Valid	405	413	402	314	1534	
N of Miss	11	10	3	4	28	

Table 30: My teacher(s) notices when I am doing a good job and lets me know about it.

Response	6	8	10	12	Total	
NO!	4.6	5.4	11.0	9.9	7.6	
no	10.2	19.2	24.6	24.7	19.3	
yes	44.6	48.4	44.9	47.4	46.3	
YES!	40.5	27.0	19.5	17.9	26.8	
N of Valid	410	411	399	312	1532	
N of Miss	6	12	6	6	30	

Table 31: There are lots of chances for students in my school to get involved in sports, clubs, and other school activities outside of class.

Response	6	8	10	12	Total	
NO!	5.7	3.1	4.7	4.2	4.4	
no	11.5	6.5	5.2	7.4	7.7	
yes	29.2	34.8	40.0	46.0	37.0	
YES!	53.6	55.6	50.0	42.4	50.9	
N of Valid	407	414	402	311	1534	
N of Miss	9	9	3	7	28	

Table 32: There are lots of chances for students in my school to talk with a teacher one-on-one.

Response	6	8	10	12	Total	
NO!	6.2	4.2	6.0	6.8	5.7	
no	10.0	13.7	20.3	21.0	15.9	
yes	39.8	50.5	52.9	54.0	49.0	
YES!	44.0	31.6	20.8	18.1	29.3	
N of Valid	402	408	399	309	1518	
N of Miss	14	15	6	9	44	

Table 33: I feel safe at my school.

Response	6	8	10	12	Total
NO!	7.6	7.6	9.3	11.3	8.8
no	11.3	18.6	18.4	16.5	16.2
yes	29.5	47.5	56.3	57.0	46.9
YES!	51.6	26.2	15.9	15.2	28.1
N of Valid	407	408	396	309	1520
N of Miss	9	15	9	9	42

Table 34: The school lets my parents know when I have done something well.

Response	6	8	10	12	Total
NO!	14.2	15.6	24.9	26.5	19.9
no	25.1	39.4	43.2	38.4	36.4
yes	35.6	36.0	24.4	29.0	31.4
YES!	25.1	9.0	7.5	6.1	12.3
N of Valid	402	411	398	310	1521
N of Miss	14	12	7	8	41

Table 35: My teachers praise me when I work hard in school.

Response	6	8	10	12	Total
NO!	11.2	11.1	20.9	20.2	15.5
no	23.6	33.9	41.2	34.2	33.2
yes	44.5	41.3	28.1	36.8	37.8
YES!	20.6	13.8	9.8	8.8	13.5
N of Valid	402	407	398	307	1514
N of Miss	14	16	7	11	48

Table 36: Are your school grades better than the grades of most students in your class?

Response	6	8	10	12	Total
NO!	7.3	5.7	8.2	5.8	6.8
no	22.6	28.1	25.2	21.7	24.6
yes	48.5	51.4	46.5	52.4	49.5
YES!	21.6	14.8	20.0	20.1	19.0
N of Valid	398	405	400	309	1512
N of Miss	18	18	5	9	50

Table 37: I have lots of chances to be part of class discussions or activities.

Response	6	8	10	12	Total
NO!	6.7	2.4	5.0	7.5	5.2
no	6.9	16.5	21.9	14.6	15.0
yes	42.7	48.4	57.0	59.7	51.4
YES!	43.7	32.6	16.2	18.2	28.3
N of Valid	403	411	402	308	1524
N of Miss	13	12	3	10	38

Table 38: Now thinking back over the past year in school, how often did you: enjoy being in school?

Response	6	8	10	12	Total
Never	8.1	6.5	13.2	13.8	10.2
Seldom	8.4	14.0	18.7	22.7	15.5
Sometimes	34.8	40.0	39.6	34.9	37.5
Often	25.7	26.6	21.6	22.0	24.1
Almost always	23.0	12.8	7.0	6.6	12.7
N of Valid	405	413	402	304	1524
N of Miss	11	10	3	14	38

Table 39: Now thinking back over the past year in school, how often did you: hate being in school?






Response	6	8	10	12	Total	
Never	20.0	9.2	5.3	3.6	9.9	
Seldom	26.4	22.2	16.5	18.5	21.1	
Sometimes	28.4	37.7	38.6	33.8	34.7	
Often	13.0	18.8	21.6	27.2	19.7	
Almost always	12.2	12.1	18.0	16.9	14.6	
N of Valid	401	414	399	302	1516	
N of Miss	15	9	6	16	46	

Table 40: Now thinking back over the past year in school, how often did you: try to do your best work in school?






Response	6	8	10	12	Total	
Never	0.5	0.2	1.0	1.7	0.8	
Seldom	0.2	2.2	0.8	2.3	1.3	
Sometimes	4.4	6.1	12.6	16.6	9.4	
Often	13.8	25.5	31.7	28.8	24.7	
Almost always	81.0	66.0	54.0	50.7	63.8	
N of Valid	405	412	398	302	1517	
N of Miss	11	11	7	16	45	

Table 41: How often do you feel that the school work you are assigned is meaningful and important?






Response	6	8	10	12	Total	
Never	4.0	4.3	7.3	8.0	5.7	
Seldom	7.7	15.2	27.6	28.0	19.0	
Sometimes	19.4	28.0	30.2	36.7	28.0	
Often	28.8	30.0	20.1	19.3	25.0	
Almost always	40.2	22.5	14.8	8.0	22.3	
N of Valid	403	414	398	300	1515	
N of Miss	13	9	7	18	47	

Table 42: Putting them all together, what were your grades like last year?

Response	6	8	10	12	Total
Mostly F's	1.4	1.5	1.8	1.0	1.5
Mostly D's	2.5	3.3	5.5	2.0	3.4
Mostly C's	12.3	20.2	19.2	20.9	18.1
Mostly B's	37.8	42.7	45.1	40.2	41.6
Mostly A's	46.0	32.2	28.3	35.9	35.5
N of Valid	365	391	381	301	1438
N of Miss	51	32	24	17	124

Table 43: How important do you think the things you are learning in school are going to be for your later life?

Response	6	8	10	12	Total
Very important	60.4	34.0	18.8	14.4	33.1
Quite important	21.3	24.3	21.1	20.0	21.8
Fairly important	10.4	21.8	29.6	29.5	22.4
Slightly important	6.4	16.3	21.9	26.6	17.2
Not at all important	1.5	3.6	8.5	9.5	5.5
N of Valid	404	412	398	305	1519
N of Miss	12	11	7	13	43

Table 44: Do your parents care about your skipping or cutting school?

Response	6	8	10	12	Total
Yes	93.3	95.9	97.0	92.2	94.7
No	6.7	4.1	3.0	7.8	5.3
N of Valid	402	410	398	306	1516
N of Miss	14	13	7	12	46

Table 45: During the LAST FOUR WEEKS how many whole days of school have you missed because you skipped or 'cut'?








Response	6	8	10	12	Total	
None	71.0	75.4	73.6	65.5	71.8	
1	12.1	8.9	8.3	12.1	10.2	
2	5.4	6.3	6.3	9.1	6.6	
3	4.2	3.6	6.0	5.9	4.9	
4-5	6.4	3.9	4.0	4.9	4.8	
6-10	0.7	1.0	1.8	1.3	1.2	
11 or more	0.0	1.0	0.0	1.3	0.5	
N of Valid	404	415	398	307	1524	
N of Miss	12	8	7	11	38	

Table 46: What are the chances you would be seen as cool if you: smoked cigarettes?






Response	6	8	10	12	Total	
No or very little chance	92.5	78.2	74.2	71.8	79.6	
Little chance	4.4	14.2	12.6	13.8	11.2	
Some chance	1.8	4.4	7.1	8.5	5.3	
Pretty good chance	0.5	1.5	4.0	3.3	2.3	
Very good chance	0.8	1.7	2.0	2.6	1.7	
N of Valid	387	409	396	305	1497	
N of Miss	29	14	9	13	65	

Table 47: What are the chances you would be seen as cool if you: worked hard at school?






Response	6	8	10	12	Total	
No or very little chance	4.1	8.0	9.1	9.5	7.6	
Little chance	4.6	7.8	9.1	11.1	8.0	
Some chance	9.9	18.0	20.2	25.9	18.0	
Pretty good chance	21.1	28.2	28.7	27.9	26.4	
Very good chance	60.3	38.1	33.0	25.6	40.0	
N of Valid	393	412	397	305	1507	
N of Miss	23	11	8	13	55	

Table 48: What are the chances you would be seen as cool if you: began drinking alcoholic beverages regularly, that is, at least once or twice a month?






Response	6	8	10	12	Total	
No or very little chance	90.8	74.3	62.9	53.8	71.4	
Little chance	5.4	12.5	13.9	18.8	12.3	
Some chance	1.5	7.1	9.6	14.2	7.7	
Pretty good chance	1.5	3.9	8.6	7.6	5.3	
Very good chance	0.8	2.2	5.1	5.6	3.3	
N of Valid	390	409	396	303	1498	
N of Miss	26	14	9	15	64	

Table 49: What are the chances you would be seen as cool if you: defended someone who was being bullied?






Response	6	8	10	12	Total	
No or very little chance	9.4	9.9	8.8	13.5	10.2	
Little chance	7.4	12.3	11.3	14.8	11.3	
Some chance	13.7	17.5	25.4	21.4	19.4	
Pretty good chance	18.6	24.6	29.7	26.3	24.7	
Very good chance	50.9	35.7	24.7	24.0	34.4	
N of Valid	393	406	397	304	1500	
N of Miss	23	17	8	14	62	

Table 50: What are the chances you would be seen as cool if you: smoked marijuana?






Response	6	8	10	12	Total	
No or very little chance	93.4	74.0	58.9	51.6	70.5	
Little chance	3.1	7.6	10.3	11.2	7.9	
Some chance	0.8	7.1	10.6	13.2	7.6	
Pretty good chance	1.3	5.2	8.1	8.2	5.5	
Very good chance	1.5	6.1	12.1	15.8	8.5	
N of Valid	391	407	397	304	1499	
N of Miss	25	16	8	14	63	

Table 51: What are the chances you would be seen as cool if you: carried a handgun?






Response	6	8	10	12	Total	
No or very little chance	83.3	79.0	70.8	66.8	75.5	
Little chance	7.7	8.1	11.9	9.9	9.4	
Some chance	3.9	4.4	7.4	11.5	6.5	
Pretty good chance	1.5	3.9	4.3	5.6	3.7	
Very good chance	3.6	4.6	5.6	6.2	4.9	
N of Valid	389	409	394	304	1496	
N of Miss	27	14	11	14	66	

Table 52: What are the chances you would be seen as cool if you: used e-cigarettes, e-cigars or e-hookahs?






Response	6	8	10	12	Total	
No or very little chance	92.0	78.9	68.5	59.9	75.7	
Little chance	4.9	9.8	9.6	12.2	9.0	
Some chance	1.5	5.7	10.3	13.5	7.4	
Pretty good chance	1.0	2.2	5.8	6.9	3.8	
Very good chance	0.5	3.4	5.8	7.6	4.1	
N of Valid	389	407	397	304	1497	
N of Miss	27	16	8	14	65	

Table 53: What are the chances you would be seen as cool if you: bullied someone or cyber bullied someone?






Response	6	8	10	12	Total	
No or very little chance	84.9	70.0	75.6	73.0	76.0	
Little chance	8.9	14.6	10.1	13.8	11.8	
Some chance	2.3	6.6	7.6	7.6	5.9	
Pretty good chance	1.3	4.6	3.8	2.0	3.0	
Very good chance	2.6	4.1	3.0	3.6	3.3	
N of Valid	392	410	397	304	1503	
N of Miss	24	13	8	14	59	

Table 54: Think of your four best friends (the friends you feel closest to). In the past year (12 months), how many of your best friends have: participated in clubs, organizations or activities at school?






Response	6	8	10	12	Total	
0	19.5	10.0	13.7	14.6	14.4	
1	8.0	10.2	11.4	14.6	10.8	
2	13.9	14.4	18.0	14.9	15.3	
3	14.7	17.3	17.3	15.6	16.2	
4	44.0	48.2	39.6	40.4	43.2	
N of Valid	389	411	394	302	1496	
N of Miss	27	12	11	16	66	

Table 55: Think of your four best friends (the friends you feel closest to). In the past year (12 months), how many of your best friends have: smoked cigarettes?






Response	6	8	10	12	Total	
0	93.6	80.0	69.2	64.1	77.5	
1	4.6	10.3	17.4	15.6	11.8	
2	1.3	4.4	6.6	12.0	5.7	
3	0.3	2.7	3.0	3.7	2.3	
4	0.3	2.5	3.8	4.7	2.7	
N of Valid	390	406	396	301	1493	
N of Miss	26	17	9	17	69	

Table 56: Think of your four best friends (the friends you feel closest to). In the past year (12 months), how many of your best friends have: tried beer, wine or hard liquor (for example, vodka, whiskey, or gin) when their parents didn't know about it?






Response	6	8	10	12	Total	
0	90.3	67.6	49.0	39.2	62.9	
1	6.4	14.0	19.5	18.6	14.4	
2	1.5	7.9	13.5	14.3	9.0	
3	0.8	4.2	7.6	8.6	5.1	
4	1.0	6.4	10.4	19.3	8.6	
N of Valid	390	407	394	301	1492	
N of Miss	26	16	11	17	70	

Table 57: Think of your four best friends (the friends you feel closest to). In the past year (12 months), how many of your best friends have: used e-cigarettes, e-cigars, or e-hookahs?






Response	6	8	10	12	Total	
0	97.2	86.2	71.8	62.5	80.5	
1	2.1	5.4	10.4	11.0	7.0	
2	0.3	4.9	8.1	9.3	5.4	
3	0.0	1.2	4.6	8.3	3.2	
4	0.5	2.2	5.1	9.0	3.9	
N of Valid	390	406	393	301	1490	
N of Miss	26	17	12	17	72	

Table 58: Think of your four best friends (the friends you feel closest to). In the past year (12 months), how many of your best friends have: used marijuana?






Response	6	8	10	12	Total	
0	96.2	78.7	64.7	58.0	75.4	
1	2.3	8.2	13.2	13.0	8.9	
2	0.5	5.0	9.9	10.3	6.2	
3	0.3	2.7	4.1	4.7	2.8	
4	0.8	5.5	8.1	14.0	6.7	
N of Valid	391	403	394	300	1488	
N of Miss	25	20	11	18	74	

Table 59: Think of your four best friends (the friends you feel closest to). In the past year (12 months), how many of your best friends have: used prescription drugs or non-prescription drugs for the purpose of getting high?






Response	6	8	10	12	Total	
0	96.7	83.7	82.8	76.4	85.4	
1	1.8	7.2	9.4	8.6	6.6	
2	0.5	3.5	2.8	5.6	2.9	
3	0.0	2.2	2.3	2.7	1.7	
4	1.0	3.5	2.8	6.6	3.3	
N of Valid	391	405	395	301	1492	
N of Miss	25	18	10	17	70	

Table 60: Think of your four best friends (the friends you feel closest to). In the past year (12 months), how many of your best friends have: used synthetic marijuana (K2, spice) or bath salts?






Response	6	8	10	12	Total	
0	97.9	94.8	93.7	91.7	94.7	
1	0.5	2.0	2.3	3.0	1.9	
2	0.3	2.5	1.5	2.3	1.6	
3	0.0	0.5	1.0	0.7	0.5	
4	1.3	0.2	1.5	2.3	1.3	
N of Valid	387	405	395	301	1488	
N of Miss	29	18	10	17	74	

Table 61: Think of your four best friends (the friends you feel closest to). In the past year (12 months), how many of your best friends have: used LSD, cocaine, amphetamines, or other illegal drugs?






Response	6	8	10	12	Total	
0	98.7	94.8	91.7	90.7	94.2	
1	0.5	2.0	3.3	5.0	2.6	
2	0.3	2.0	2.8	1.7	1.7	
3	0.0	0.5	1.5	0.0	0.5	
4	0.5	0.7	0.8	2.7	1.1	
N of Valid	388	406	396	300	1490	
N of Miss	28	17	9	18	72	

Table 62: Think of your four best friends (the friends you feel closest to). In the past year (12 months), how many of your best friends have: been bullied?






Response	6	8	10	12	Total	
0	36.6	39.0	52.2	68.8	47.9	
1	24.7	23.0	24.7	14.6	22.2	
2	13.8	17.6	10.9	12.0	13.7	
3	4.4	8.1	5.6	1.7	5.2	
4	20.5	12.3	6.6	3.0	11.0	
N of Valid	385	408	393	301	1487	
N of Miss	31	15	12	17	75	

Table 63: Think of your four best friends (the friends you feel closest to). In the past year (12 months), how many of your best friends have: been suspended from school?






Response	6	8	10	12	Total	
0	64.2	55.8	56.1	71.8	61.3	
1	16.6	18.3	21.1	11.6	17.2	
2	8.4	11.6	12.2	8.0	10.2	
3	3.8	4.7	5.6	4.0	4.6	
4	6.9	9.6	5.1	4.7	6.7	
N of Valid	391	405	394	301	1491	
N of Miss	25	18	11	17	71	

Table 64: Think of your four best friends (the friends you feel closest to). In the past year (12 months), how many of your best friends have: carried a handgun?






Response	6	8	10	12	Total	
0	94.6	91.1	87.6	87.4	90.3	
1	2.8	4.2	5.8	6.6	4.8	
2	0.8	2.0	3.0	3.3	2.2	
3	0.5	1.0	0.5	1.0	0.7	
4	1.3	1.7	3.0	1.7	1.9	
N of Valid	389	405	396	301	1491	
N of Miss	27	18	9	17	71	

Table 65: Think of your four best friends (the friends you feel closest to). In the past year (12 months), how many of your best friends have: sold illegal drugs?






Response	6	8	10	12	Total	
0	99.2	93.6	88.0	84.9	91.8	
1	0.5	3.2	5.1	6.0	3.6	
2	0.0	1.5	3.8	4.4	2.3	
3	0.0	0.5	0.8	2.0	0.7	
4	0.3	1.2	2.3	2.7	1.6	
N of Valid	387	406	391	298	1482	
N of Miss	29	17	14	20	80	

Table 66: Think of your four best friends (the friends you feel closest to). In the past year (12 months), how many of your best friends have: regularly attended religious services?






Response	6	8	10	12	Total	
0	39.7	33.5	37.1	31.3	35.6	
1	7.7	11.0	13.3	15.0	11.6	
2	12.0	17.8	19.4	16.7	16.5	
3	10.7	15.0	12.8	14.0	13.1	
4	29.9	22.8	17.4	23.0	23.2	
N of Valid	375	400	391	300	1466	
N of Miss	41	23	14	18	96	

Table 67: Think of your four best friends (the friends you feel closest to). In the past year (12 months), how many of your best friends have: stolen or tried to steal a motor vehicle such as a car or motorcycle?






Response	6	8	10	12	Total	
0	97.4	94.6	95.2	94.0	95.4	
1	2.1	2.7	3.1	3.7	2.8	
2	0.3	1.2	1.0	2.0	1.1	
3	0.0	0.7	0.3	0.0	0.3	
4	0.3	0.7	0.5	0.3	0.5	
N of Valid	388	409	393	300	1490	
N of Miss	28	14	12	18	72	

Table 68: Think of your four best friends (the friends you feel closest to). In the past year (12 months), how many of your best friends have: been arrested?






Response	6	8	10	12	Total	
0	96.1	85.8	82.7	83.0	87.1	
1	2.6	9.3	10.2	8.3	7.6	
2	0.5	2.0	4.3	3.7	2.6	
3	0.3	1.5	1.8	2.0	1.3	
4	0.5	1.5	1.0	3.0	1.4	
N of Valid	384	408	394	300	1486	
N of Miss	32	15	11	18	76	

Table 69: Think of your four best friends (the friends you feel closest to). In the past year (12 months), how many of your best friends have: dropped out of school?






Response	6	8	10	12	Total	
0	94.3	95.6	94.1	90.3	93.8	
1	4.6	2.7	4.3	7.0	4.5	
2	0.8	0.7	1.0	1.3	0.9	
3	0.0	0.5	0.0	0.7	0.3	
4	0.3	0.5	0.5	0.7	0.5	
N of Valid	388	408	393	300	1489	
N of Miss	28	15	12	18	73	

Table 70: Think of your four best friends (the friends you feel closest to). In the past year (12 months), how many of your best friends have: been members of a gang?






Response	6	8	10	12	Total	
0	93.1	85.7	85.7	87.7	88.0	
1	3.3	5.4	4.9	3.7	4.4	
2	1.3	3.7	3.6	3.0	2.9	
3	0.5	0.5	1.3	1.0	0.8	
4	1.8	4.7	4.6	4.7	3.9	
N of Valid	389	407	391	300	1487	
N of Miss	27	16	14	18	75	

Table 71: How old were you when you first: smoked marijuana?










Response	6	8	10	12	Total	
Never	98.2	89.0	76.6	64.2	83.1	
10 or younger	0.8	1.2	2.0	0.3	1.1	
11	0.8	1.7	1.3	1.0	1.2	
12	0.0	2.9	1.8	2.3	1.7	
13	0.3	3.4	5.9	4.0	3.3	
14	0.0	1.2	6.6	6.0	3.3	
15	0.0	0.5	4.8	6.0	2.6	
16	0.0	0.0	1.0	10.6	2.4	
17 or older	0.0	0.0	0.0	5.6	1.1	
N of Valid	389	409	393	302	1493	
N of Miss	27	14	12	16	69	

Table 72: How old were you when you first: smoked a cigarette, even just a puff?


Response	6	8	10	12	Total	
Never	92.6	81.2	71.8	64.9	78.4	
10 or younger	4.9	7.7	7.1	7.9	6.9	
11	2.1	2.4	2.5	3.3	2.5	
12	0.5	4.3	3.8	4.0	3.1	
13	0.0	2.7	4.1	4.6	2.7	
14	0.0	1.0	5.1	3.6	2.3	
15	0.0	0.5	5.1	4.3	2.3	
16	0.0	0.0	0.5	4.0	0.9	
17 or older	0.0	0.2	0.0	3.3	0.7	
N of Valid	390	414	393	302	1499	
N of Miss	26	9	12	16	63	

Table 73: How old were you when you first: had more than a sip or two of beer, wine or hard liquor (for example, vodka, whiskey, or gin)?


Response	6	8	10	12	Total	
Never	88.3	68.2	53.6	46.8	65.3	
10 or younger	7.8	9.7	8.0	6.0	8.0	
11	3.1	3.2	3.6	2.0	3.0	
12	0.8	7.5	1.8	2.0	3.2	
13	0.0	8.7	7.5	7.6	5.9	
14	0.0	1.9	12.2	8.3	5.4	
15	0.0	0.7	10.1	8.3	4.5	
16	0.0	0.0	2.8	8.0	2.4	
17 or older	0.0	0.0	0.3	11.0	2.3	
N of Valid	386	412	386	301	1485	
N of Miss	30	11	19	17	77	

Table 74: How old were you when you first: began drinking alcoholic beverages regularly, that is, at least once or twice a month?










Response	6	8	10	12	Total	
Never	99.2	92.5	87.1	81.0	90.5	
10 or younger	0.3	1.0	1.5	0.7	0.9	
11	0.3	1.2	0.5	0.7	0.7	
12	0.0	1.2	0.8	0.7	0.7	
13	0.3	2.9	1.8	1.7	1.7	
14	0.0	1.2	3.9	3.7	2.1	
15	0.0	0.0	3.1	2.3	1.3	
16	0.0	0.0	0.8	3.0	0.8	
17 or older	0.0	0.0	0.5	6.3	1.4	
N of Valid	388	413	389	300	1490	
N of Miss	28	10	16	18	72	

Table 75: How old were you when you first: used Daztrex?


Response	6	8	10	12	Total	
Never	100.0	100.0	100.0	100.0	100.0	
10 or younger	0.0	0.0	0.0	0.0	0.0	
11	0.0	0.0	0.0	0.0	0.0	
12	0.0	0.0	0.0	0.0	0.0	
13	0.0	0.0	0.0	0.0	0.0	
14	0.0	0.0	0.0	0.0	0.0	
15	0.0	0.0	0.0	0.0	0.0	
16	0.0	0.0	0.0	0.0	0.0	
17 or older	0.0	0.0	0.0	0.0	0.0	
N of Valid	377	406	390	301	1474	
N of Miss	39	17	15	17	88	

Table 76: How old were you when you first: got suspended from school?


Response	6	8	10	12	Total	
Never	81.1	73.1	64.8	64.5	71.3	
10 or younger	10.9	9.3	11.7	7.3	9.9	
11	4.7	3.4	4.2	5.6	4.4	
12	2.1	4.6	4.7	4.7	4.0	
13	1.0	6.4	5.7	4.7	4.5	
14	0.3	2.2	4.9	5.0	3.0	
15	0.0	0.7	3.1	5.0	2.0	
16	0.0	0.0	0.8	2.7	0.7	
17 or older	0.0	0.2	0.0	0.7	0.2	
N of Valid	387	409	384	301	1481	
N of Miss	29	14	21	17	81	

Table 77: How old were you when you first: got arrested?


Response	6	8	10	12	Total	
Never	97.7	95.4	91.3	94.0	94.6	
10 or younger	0.8	0.5	0.5	0.7	0.6	
11	0.5	0.5	0.5	0.0	0.4	
12	0.3	1.0	0.8	1.7	0.9	
13	0.5	1.7	1.8	1.0	1.3	
14	0.0	0.2	2.6	0.0	0.7	
15	0.0	0.7	1.8	0.3	0.7	
16	0.0	0.0	0.8	1.3	0.5	
17 or older	0.3	0.0	0.0	1.0	0.3	
N of Valid	387	409	392	300	1488	
N of Miss	29	14	13	18	74	

Table 78: How old were you when you first: carried a handgun?










Response	6	8	10	12	Total	
Never	93.5	91.2	90.8	92.3	91.9	
10 or younger	3.1	1.9	0.8	1.3	1.8	
11	2.1	2.2	1.5	0.0	1.5	
12	0.8	0.5	1.3	0.3	0.7	
13	0.0	3.2	0.8	1.3	1.3	
14	0.0	1.0	1.3	0.0	0.6	
15	0.0	0.0	2.3	2.0	1.0	
16	0.0	0.0	1.3	1.0	0.5	
17 or older	0.5	0.0	0.0	1.7	0.5	
N of Valid	385	411	391	300	1487	
N of Miss	31	12	14	18	75	

Table 79: How old were you when you first: used e-cigarettes, e-cigars, or e-hookahs?










Response	6	8	10	12	Total	
Never	99.0	91.7	81.0	78.1	88.1	
10 or younger	0.0	1.5	0.0	0.3	0.5	
11	0.8	0.0	1.3	0.0	0.5	
12	0.3	1.5	1.5	1.0	1.1	
13	0.0	3.4	1.5	1.0	1.5	
14	0.0	1.0	6.9	2.0	2.5	
15	0.0	1.0	6.4	4.0	2.8	
16	0.0	0.0	1.3	7.6	1.9	
17 or older	0.0	0.0	0.0	6.0	1.2	
N of Valid	388	411	390	301	1490	
N of Miss	28	12	15	17	72	

Table 80: How old were you when you first: belonged to a gang?










Response	6	8	10	12	Total	
Never	96.4	93.9	93.6	94.3	94.6	
10 or younger	2.1	0.7	0.8	1.3	1.2	
11	0.8	1.0	0.8	0.0	0.7	
12	0.3	1.5	0.8	0.7	0.8	
13	0.5	1.9	0.3	1.3	1.0	
14	0.0	0.7	2.0	0.7	0.9	
15	0.0	0.2	0.8	0.7	0.4	
16	0.0	0.0	1.0	0.7	0.4	
17 or older	0.0	0.0	0.0	0.3	0.1	
N of Valid	387	412	392	300	1491	
N of Miss	29	11	13	18	71	

Table 81: How old were you when you first: used prescription drugs not prescribed to you?










Response	6	8	10	12	Total	
Never	97.4	92.8	87.7	82.1	90.5	
10 or younger	2.1	1.9	1.8	1.3	1.8	
11	0.5	0.7	0.8	1.0	0.7	
12	0.0	0.7	1.8	0.0	0.7	
13	0.0	1.9	1.8	2.0	1.4	
14	0.0	1.4	2.3	2.3	1.5	
15	0.0	0.5	2.3	4.6	1.7	
16	0.0	0.0	1.5	3.6	1.1	
17 or older	0.0	0.0	0.0	3.0	0.6	
N of Valid	387	415	391	302	1495	
N of Miss	29	8	14	16	67	

Table 82: How wrong do you think it is for someone your age to: take a handgun to school?





Response	6	8	10	12	Total	
Very wrong	94.9	90.4	88.4	89.0	90.8	
Wrong	2.8	7.0	8.7	5.7	6.1	
A little bit wrong	1.3	1.9	1.3	4.3	2.1	
Not at all wrong	1.0	0.7	1.5	1.0	1.1	
N of Valid	392	415	389	300	1496	
N of Miss	24	8	16	18	66	

Table 83: How wrong do you think it is for someone your age to: steal anything?





Response	6	8	10	12	Total	
Very wrong	79.0	69.9	68.2	79.1	73.7	
Wrong	17.4	21.9	23.8	14.5	19.8	
A little bit wrong	2.8	7.0	6.7	5.7	5.6	
Not at all wrong	0.8	1.2	1.3	0.7	1.0	
N of Valid	390	415	390	297	1492	
N of Miss	26	8	15	21	70	

Table 84: How wrong do you think it is for someone your age to: pick a fight with someone?





Response	6	8	10	12	Total	
Very wrong	63.3	50.4	49.9	62.1	56.0	
Wrong	23.3	32.4	31.5	21.8	27.7	
A little bit wrong	9.0	14.8	15.0	13.8	13.1	
Not at all wrong	4.4	2.4	3.6	2.3	3.2	
N of Valid	387	413	387	298	1485	
N of Miss	29	10	18	20	77	

Table 85: How wrong do you think it is for someone your age to: attack someone with the idea of seriously hurting them?

Response	6	8	10	12	Total	
Very wrong	92.1	80.4	73.5	74.7	80.5	
Wrong	5.6	11.6	17.2	15.2	12.2	
A little bit wrong	1.3	4.8	6.2	7.1	4.7	
Not at all wrong	1.0	3.1	3.1	3.0	2.6	
N of Valid	390	413	389	296	1488	
N of Miss	26	10	16	22	74	

Table 86: How wrong do you think it is for someone your age to: stay away from school all day when their parents think they are at school?

Response	6	8	10	12	Total	
Very wrong	86.4	73.4	62.8	61.8	71.8	
Wrong	11.3	17.1	25.6	23.0	19.0	
A little bit wrong	1.5	7.2	9.6	11.1	7.1	
Not at all wrong	0.8	2.2	2.1	4.1	2.2	
N of Valid	390	414	387	296	1487	
N of Miss	26	9	18	22	75	

Table 87: How wrong do you think it is for someone your age to: drink beer, wine or hard liquor (for example, vodka, whiskey, or gin) regularly?

Response	6	8	10	12	Total	
Very wrong	92.3	74.6	55.7	53.2	70.0	
Wrong	2.6	13.6	24.5	20.2	14.9	
A little bit wrong	3.6	9.9	14.7	17.2	11.0	
Not at all wrong	1.5	1.9	5.2	9.4	4.2	
N of Valid	390	413	388	297	1488	
N of Miss	26	10	17	21	74	

Table 88: How wrong do you think it is for someone your age to: smoke cigarettes?





Response	6	8	10	12	Total	
Very wrong	93.8	78.2	66.1	60.8	75.7	
Wrong	3.1	13.8	21.6	18.2	13.9	
A little bit wrong	1.5	6.1	8.0	13.9	6.9	
Not at all wrong	1.5	1.9	4.4	7.1	3.5	
N of Valid	390	413	389	296	1488	
N of Miss	26	10	16	22	74	

Table 89: How wrong do you think it is for someone your age to: smoke marijuana?





Response	6	8	10	12	Total	
Very wrong	95.6	79.4	63.1	54.1	74.3	
Wrong	1.5	10.4	16.0	15.9	10.6	
A little bit wrong	1.3	6.8	9.8	14.5	7.7	
Not at all wrong	1.5	3.4	11.1	15.5	7.3	
N of Valid	388	412	388	296	1484	
N of Miss	28	11	17	22	78	

Table 90: How wrong do you think it is for someone your age to: use prescription drugs or non-prescription drugs for the purpose of getting high?





Response	6	8	10	12	Total	
Very wrong	93.3	87.4	79.2	72.9	83.9	
Wrong	4.6	9.5	13.2	16.3	10.5	
A little bit wrong	1.0	1.2	4.7	6.4	3.1	
Not at all wrong	1.0	1.9	2.9	4.4	2.4	
N of Valid	388	412	385	295	1480	
N of Miss	28	11	20	23	82	

Table 91: How wrong do you think it is for someone your age to: use synthetic marijuana (K2, spice) or bath salts?

Response	6	8	10	12	Total	
Very wrong	94.8	91.8	84.1	87.4	89.7	
Wrong	3.4	5.6	12.5	7.8	7.3	
A little bit wrong	0.5	1.2	1.8	2.7	1.5	
Not at all wrong	1.3	1.5	1.6	2.0	1.6	
N of Valid	384	413	384	294	1475	
N of Miss	32	10	21	24	87	

Table 92: How wrong do you think it is for someone your age to: use LSD, cocaine, amphetamines or another illegal drug?

Response	6	8	10	12	Total	
Very wrong	96.9	93.9	89.1	87.7	92.2	
Wrong	1.8	4.1	8.1	6.8	5.1	
A little bit wrong	0.8	0.5	1.3	3.4	1.4	
Not at all wrong	0.5	1.5	1.6	2.0	1.4	
N of Valid	388	413	385	293	1479	
N of Miss	28	10	20	25	83	

Table 93: How wrong do you think it is for someone your age to: use e-cigarettes, e-cigars or e-hookahs?

Response	6	8	10	12	Total	
Very wrong	93.6	81.2	64.9	63.1	76.6	
Wrong	4.1	11.8	15.6	10.9	10.6	
A little bit wrong	0.8	4.1	10.4	13.3	6.7	
Not at all wrong	1.5	2.9	9.1	12.6	6.1	
N of Valid	389	414	385	293	1481	
N of Miss	27	9	20	25	81	

Table 94: At school during the past 12 months, did you receive help from the resource teacher, speech therapist or other special education teacher?



Response	6	8	10	12	Total	
No	67.8	86.6	92.3	95.5	84.8	
Yes	32.2	13.4	7.7	4.5	15.2	
N of Valid	339	365	336	246	1286	
N of Miss	77	58	69	72	276	

Table 95: How many times in the past year (12 months) have you: been suspended from school?








Response	6	8	10	12	Total	
Never	85.5	80.2	84.0	86.9	83.9	
1 to 2 times	12.2	14.7	14.0	10.0	12.9	
3 to 5 times	1.8	2.9	1.0	2.1	2.0	
6 to 9 times	0.3	1.0	0.5	0.3	0.5	
10 to 19 times	0.0	0.7	0.3	0.7	0.4	
20 to 29 times	0.3	0.2	0.0	0.0	0.1	
30 to 39 times	0.0	0.0	0.0	0.0	0.0	
40+ times	0.0	0.2	0.3	0.0	0.1	
N of Valid	386	414	387	291	1478	
N of Miss	30	9	18	27	84	

Table 96: How many times in the past year (12 months) have you: carried a handgun?








Response	6	8	10	12	Total	
Never	95.1	91.6	91.9	92.4	92.8	
1 to 2 times	3.1	5.5	4.2	1.7	3.8	
3 to 5 times	0.5	1.2	1.3	2.4	1.3	
6 to 9 times	0.8	0.5	1.3	0.3	0.7	
10 to 19 times	0.3	0.0	0.5	1.0	0.4	
20 to 29 times	0.0	0.2	0.3	0.3	0.2	
30 to 39 times	0.0	0.0	0.0	0.0	0.0	
40+ times	0.3	1.0	0.5	1.7	0.8	
N of Valid	386	415	384	291	1476	
N of Miss	30	8	21	27	86	

Table 97: How many times in the past year (12 months) have you: sold illegal drugs?

Response	6	8	10	12	Total	
Never	100.0	98.1	94.2	92.1	96.4	
1 to 2 times	0.0	0.7	1.8	1.7	1.0	
3 to 5 times	0.0	0.5	0.8	2.1	0.8	
6 to 9 times	0.0	0.0	0.5	0.7	0.3	
10 to 19 times	0.0	0.2	0.5	1.0	0.4	
20 to 29 times	0.0	0.0	0.5	0.3	0.2	
30 to 39 times	0.0	0.0	0.0	0.0	0.0	
40+ times	0.0	0.5	1.6	2.1	1.0	
N of Valid	381	411	382	290	1464	
N of Miss	35	12	23	28	98	

Table 98: How many times in the past year (12 months) have you: stolen or tried to steal a motor vehicle such as a car or motorcycle?

Response	6	8	10	12	Total	
Never	98.7	98.1	97.4	97.9	98.0	
1 to 2 times	0.8	1.0	1.6	0.7	1.0	
3 to 5 times	0.3	0.2	0.5	0.7	0.4	
6 to 9 times	0.0	0.0	0.3	0.0	0.1	
10 to 19 times	0.0	0.2	0.3	0.3	0.2	
20 to 29 times	0.0	0.0	0.0	0.0	0.0	
30 to 39 times	0.0	0.2	0.0	0.3	0.1	
40+ times	0.3	0.2	0.0	0.0	0.1	
N of Valid	383	414	385	291	1473	
N of Miss	33	9	20	27	89	

Table 99: How many times in the past year (12 months) have you: participated in clubs, organizations or activities at school?









Response	6	8	10	12	Total	
Never	31.3	27.8	31.2	35.1	31.0	
1 to 2 times	21.5	17.7	14.4	11.1	16.5	
3 to 5 times	15.6	16.3	16.8	13.9	15.8	
6 to 9 times	11.7	9.4	11.3	9.4	10.5	
10 to 19 times	5.6	8.9	5.2	9.0	7.1	
20 to 29 times	2.4	4.4	5.2	4.9	4.2	
30 to 39 times	2.7	2.7	2.9	1.7	2.5	
40+ times	9.3	12.8	13.1	14.9	12.4	
N of Valid	377	406	382	288	1453	
N of Miss	39	17	23	30	109	

Table 100: How many times in the past year (12 months) have you: been arrested?






Response	6	8	10	12	Total	
Never	96.9	96.4	93.8	94.5	95.4	
1 to 2 times	2.9	3.2	4.7	3.4	3.5	
3 to 5 times	0.0	0.2	1.0	1.4	0.6	
6 to 9 times	0.3	0.2	0.5	0.0	0.3	
10 to 19 times	0.0	0.0	0.0	0.7	0.1	
20 to 29 times	0.0	0.0	0.0	0.0	0.0	
30 to 39 times	0.0	0.0	0.0	0.0	0.0	
40+ times	0.0	0.0	0.0	0.0	0.0	
N of Valid	384	412	385	290	1471	
N of Miss	32	11	20	28	91	

Table 101: How many times in the past year (12 months) have you: attacked someone with the idea of seriously hurting them?









Response	6	8	10	12	Total	
Never	93.7	85.0	85.5	89.7	88.3	
1 to 2 times	3.1	9.0	8.0	6.6	6.7	
3 to 5 times	1.8	2.9	2.6	2.1	2.4	
6 to 9 times	0.8	1.2	1.0	0.3	0.9	
10 to 19 times	0.0	0.5	1.0	1.0	0.6	
20 to 29 times	0.0	0.2	0.8	0.3	0.3	
30 to 39 times	0.0	0.0	0.3	0.0	0.1	
40+ times	0.5	1.2	0.8	0.0	0.7	
N of Valid	382	413	386	290	1471	
N of Miss	34	10	19	28	91	

Table 102: How many times in the past year (12 months) have you: been drunk or high at school?









Response	6	8	10	12	Total	
Never	98.7	94.2	88.6	88.3	92.7	
1 to 2 times	0.8	4.1	4.2	4.1	3.3	
3 to 5 times	0.0	0.7	3.1	1.4	1.3	
6 to 9 times	0.0	0.0	1.6	1.4	0.7	
10 to 19 times	0.5	0.5	0.3	1.4	0.6	
20 to 29 times	0.0	0.0	0.8	0.0	0.2	
30 to 39 times	0.0	0.0	0.3	0.0	0.1	
40+ times	0.0	0.5	1.3	3.4	1.2	
N of Valid	381	415	385	291	1472	
N of Miss	35	8	20	27	90	

Table 103: How many times in the past year (12 months) have you: taken a handgun to school?







Response	6	8	10	12	Total	
Never	99.5	99.8	99.7	99.0	99.5	
1 to 2 times	0.5	0.2	0.0	0.0	0.2	
3 to 5 times	0.0	0.0	0.0	0.3	0.1	
6 to 9 times	0.0	0.0	0.0	0.0	0.0	
10 to 19 times	0.0	0.0	0.0	0.3	0.1	
20 to 29 times	0.0	0.0	0.3	0.0	0.1	
30 to 39 times	0.0	0.0	0.0	0.0	0.0	
40+ times	0.0	0.0	0.0	0.3	0.1	
N of Valid	383	413	386	290	1472	
N of Miss	33	10	19	28	90	

Table 104: Are you currently on probation, or assigned a probation officer with Juvenile Court?



Response	6	8	10	12	Total	
No	98.5	96.5	97.7	95.9	97.2	
Yes	1.5	3.5	2.3	4.1	2.8	
N of Valid	334	367	348	268	1317	
N of Miss	82	56	57	50	245	

Table 105: Have you ever belonged to a gang?






Response	6	8	10	12	Total	
No	95.4	90.9	90.7	90.7	92.0	
No, but would like to	1.0	1.2	1.5	2.1	1.4	
Yes, in the past	1.5	3.4	3.6	3.1	2.9	
Yes, belong now	1.3	3.8	4.1	3.1	3.1	
Yes, but would like to get out	0.8	0.7	0.0	1.0	0.6	
N of Valid	388	417	388	291	1484	
N of Miss	28	6	17	27	78	

Table 106: If you have ever belonged to a gang, did that gang have a name?

Response	6	8	10	12	Total
No	8.7	7.8	9.8	19.1	10.8
Yes	3.2	7.5	7.9	6.7	6.3
I have never belonged to a gang	88.1	84.7	82.3	74.2	82.9
N of Valid	378	411	379	283	1451
N of Miss	38	12	26	35	111

Table 107: You are at a party at someone's house, and one of your friends offers you a drink containing alcohol. What would you say or do?

Response	6	8	10	12	Total
Drink it	2.9	13.8	24.9	31.7	17.4
Tell your friend, 'No thanks, I don't drink' and suggest that you and your friend go and do something else	48.7	39.8	30.6	25.8	36.9
Just say, 'No thanks' and walk away	35.2	30.9	36.1	33.8	34.0
Make up a good excuse, tell your friend you had something else to do, and leave	13.2	15.6	8.4	8.7	11.7
N of Valid	378	405	382	287	1452
N of Miss	38	18	23	31	110

Table 108: How often do you attend religious services or activities?

Response	6	8	10	12	Total
Never	24.6	15.6	21.4	17.1	19.8
Rarely	16.5	27.3	27.7	26.1	24.4
1-2 Times a Month	10.3	14.4	14.6	16.0	13.7
About Once a Week or More	48.6	42.7	36.3	40.8	42.1
N of Valid	370	403	383	287	1443
N of Miss	46	20	22	31	119

Table 109: I think sometimes it's okay to cheat at school.





Response	6	8	10	12	Total	
NO!	75.4	38.0	19.6	24.0	40.2	
no	21.7	41.4	38.0	32.6	33.6	
yes	2.4	18.5	36.9	31.6	21.7	
YES!	0.5	2.2	5.5	11.8	4.5	
N of Valid	382	411	382	288	1463	
N of Miss	34	12	23	30	99	

Table 110: It is important to think before you act.





Response	6	8	10	12	Total	
NO!	3.4	2.2	2.4	2.1	2.5	
no	1.1	3.9	2.1	2.4	2.4	
yes	19.1	32.7	34.9	32.4	29.7	
YES!	76.4	61.2	60.6	63.1	65.4	
N of Valid	377	410	381	287	1455	
N of Miss	39	13	24	31	107	

Table 111: Sometimes I think that life is not worth it.





Response	6	8	10	12	Total	
NO!	65.3	44.4	39.0	45.7	48.7	
no	18.6	20.5	27.0	28.0	23.2	
yes	10.1	24.9	23.6	18.8	19.5	
YES!	6.1	10.1	10.5	7.4	8.6	
N of Valid	377	405	382	282	1446	
N of Miss	39	18	23	36	116	

Table 112: At times I think I am no good at all.

Response	6	8	10	12	Total	
NO!	45.6	35.6	32.6	38.4	38.0	
no	19.2	17.9	23.6	25.8	21.3	
yes	25.9	31.7	31.0	26.5	29.0	
YES!	9.3	14.7	12.7	9.3	11.8	
N of Valid	375	407	377	279	1438	
N of Miss	41	16	28	39	124	

Table 113: All in all, I am inclined to think that I am a failure.

Response	6	8	10	12	Total	
NO!	58.4	44.8	46.4	48.6	49.5	
no	22.1	27.7	32.5	35.4	29.0	
yes	13.9	19.8	14.0	11.1	15.0	
YES!	5.6	7.7	7.1	5.0	6.5	
N of Valid	375	404	379	280	1438	
N of Miss	41	19	26	38	124	

Table 114: In the past year, have you felt depressed or sad MOST days, even if you felt okay sometimes?

Response	6	8	10	12	Total	
NO!	36.0	28.2	26.5	27.4	29.6	
no	19.2	20.0	21.0	28.1	21.7	
yes	27.5	27.2	27.6	27.8	27.5	
YES!	17.3	24.5	24.9	16.7	21.2	
N of Valid	375	404	381	281	1441	
N of Miss	41	19	24	37	121	

Table 115: It is all right to beat up people if they start the fight.





Response	6	8	10	12	Total	
NO!	54.0	29.1	22.6	28.9	33.8	
no	17.6	20.0	20.2	20.0	19.4	
yes	15.7	26.1	25.2	27.9	23.5	
YES!	12.8	24.9	32.0	23.2	23.3	
N of Valid	376	406	381	280	1443	
N of Miss	40	17	24	38	119	

Table 116: I think it is okay to take something without asking if you can get away with it.





Response	6	8	10	12	Total	
NO!	85.9	67.5	61.5	58.0	68.8	
no	12.0	26.1	30.9	35.6	25.5	
yes	1.6	4.4	6.3	4.3	4.2	
YES!	0.5	2.0	1.3	2.1	1.5	
N of Valid	375	406	379	281	1441	
N of Miss	41	17	26	37	121	

Table 117: Where do you get the most information about living a drug and alcohol free life? Parents/guardians





Response	6	8	10	12	Total	
All the time	61.3	60.8	49.7	51.9	56.2	
Most	16.5	15.6	20.6	18.2	17.7	
Some	7.7	10.9	18.8	15.8	13.1	
Very little	14.6	12.7	10.8	14.0	12.9	
N of Valid	364	403	378	285	1430	
N of Miss	52	20	27	33	132	

Table 118: Where do you get the most information about living a drug and alcohol free life? Friends





Response	6	8	10	12	Total	
All the time	27.9	19.1	13.6	16.9	19.4	
Most	16.4	19.1	16.3	17.3	17.3	
Some	21.4	30.7	32.5	27.0	28.1	
Very little	34.3	31.0	37.6	38.8	35.1	
N of Valid	359	397	375	278	1409	
N of Miss	57	26	30	40	153	

Table 119: Where do you get the most information about living a drug and alcohol free life? Family members





Response	6	8	10	12	Total	
All the time	56.2	48.1	38.0	35.3	45.0	
Most	16.3	21.4	23.3	21.2	20.6	
Some	12.7	17.1	24.1	20.5	18.5	
Very little	14.7	13.4	14.7	23.0	16.0	
N of Valid	361	397	374	278	1410	
N of Miss	55	26	31	40	152	

Table 120: Where do you get the most information about living a drug and alcohol free life? School





Response	6	8	10	12	Total	
All the time	70.1	62.9	51.5	44.4	58.1	
Most	12.5	16.2	22.3	31.5	19.9	
Some	6.1	10.7	17.2	12.2	11.6	
Very little	11.4	10.2	9.0	11.8	10.5	
N of Valid	361	402	377	279	1419	
N of Miss	55	21	28	39	143	

Table 121: Where do you get the most information about living a drug and alcohol free life? Internet





Response	6	8	10	12	Total	
All the time	23.2	16.4	15.0	20.1	18.5	
Most	12.6	13.6	16.8	17.3	14.9	
Some	19.3	28.7	29.1	24.8	25.7	
Very little	45.0	41.3	39.0	37.8	40.9	
N of Valid	358	397	374	278	1407	
N of Miss	58	26	31	40	155	

Table 122: Where do you get the most information about living a drug and alcohol free life? TV





Response	6	8	10	12	Total	
All the time	27.3	22.1	19.3	22.5	22.8	
Most	15.2	15.0	20.1	19.3	17.2	
Some	20.7	31.8	29.7	24.3	26.9	
Very little	36.7	31.1	31.0	33.9	33.1	
N of Valid	362	399	374	280	1415	
N of Miss	54	24	31	38	147	

Table 123: Where do you get the most information about living a drug and alcohol free life? Social media





Response	6	8	10	12	Total	
All the time	23.4	16.9	16.4	19.4	18.9	
Most	12.4	12.1	14.5	15.4	13.5	
Some	18.9	26.4	26.5	24.0	24.1	
Very little	45.4	44.6	42.6	41.2	43.6	
N of Valid	355	397	373	279	1404	
N of Miss	61	26	32	39	158	

Table 124: How much do you think people risk harming themselves (physically or in other ways) if they: smoked one or more packs of cigarettes per day?





Response	6	8	10	12	Total	
No risk	21.2	16.8	11.3	10.7	15.3	
Slight risk	7.4	9.2	6.4	11.8	8.5	
Moderate risk	14.6	18.6	20.4	19.9	18.3	
Great risk	56.9	55.4	61.9	57.6	57.9	
N of Valid	364	404	373	271	1412	
N of Miss	52	19	32	47	150	

Table 125: How much do you think people risk harming themselves (physically or in other ways) if they: try marijuana once or twice?





Response	6	8	10	12	Total	
No risk	22.2	22.8	28.6	38.3	27.2	
Slight risk	16.9	23.8	28.3	25.7	23.6	
Moderate risk	20.6	22.6	17.6	14.9	19.3	
Great risk	40.3	30.8	25.4	21.2	29.9	
N of Valid	360	403	374	269	1406	
N of Miss	56	20	31	49	156	

Table 126: How much do you think people risk harming themselves (physically or in other ways) if they: smoke marijuana once or twice a week?





Response	6	8	10	12	Total	
No risk	22.3	21.5	23.4	31.1	24.0	
Slight risk	7.2	19.0	18.5	22.8	16.6	
Moderate risk	21.2	19.2	25.1	21.0	21.6	
Great risk	49.3	40.2	33.0	25.1	37.8	
N of Valid	359	400	367	267	1393	
N of Miss	57	23	38	51	169	

Table 127: How much do you think people risk harming themselves (physically or in other ways) if they: take one or two drinks of an alcoholic beverage (beer, wine, liquor) nearly every day?


Response	6	8	10	12	Total	
No risk	21.8	18.7	13.2	12.1	16.8	
Slight risk	13.3	18.2	22.4	19.9	18.4	
Moderate risk	22.1	23.9	25.7	29.0	24.9	
Great risk	42.8	39.2	38.6	39.0	39.9	
N of Valid	362	401	370	272	1405	
N of Miss	54	22	35	46	157	

Table 128: How much do you think people risk harming themselves (physically or in other ways) if they: have five or more drinks of an alcoholic beverage once or twice a weekend?


Response	6	8	10	12	Total	
No risk	22.0	16.9	12.0	11.4	15.9	
Slight risk	8.5	12.2	13.6	14.8	12.1	
Moderate risk	15.9	21.1	24.5	25.1	21.4	
Great risk	53.6	49.9	50.0	48.7	50.6	
N of Valid	364	403	368	271	1406	
N of Miss	52	20	37	47	156	

Table 129: How much do you think people risk harming themselves (physically or in other ways) if they: use prescription drugs that are not prescribed to them?


Response	6	8	10	12	Total	
No risk	22.1	15.8	10.8	10.4	15.1	
Slight risk	4.1	10.0	10.8	13.7	9.4	
Moderate risk	13.5	16.8	21.4	21.9	18.1	
Great risk	60.2	57.5	56.9	54.1	57.4	
N of Valid	362	400	369	270	1401	
N of Miss	54	23	36	48	161	

Table 130: How much do you think people risk harming themselves (physically or in other ways) if they: use non-prescription drugs to get high?


Response	6	8	10	12	Total	
No risk	21.9	14.9	10.6	10.4	14.7	
Slight risk	3.6	6.9	7.3	11.5	7.1	
Moderate risk	7.5	18.6	18.2	18.2	15.5	
Great risk	67.0	59.6	64.0	59.9	62.7	
N of Valid	361	403	369	269	1402	
N of Miss	55	20	36	49	160	

Table 131: How much do you think people risk harming themselves (physically or in other ways) if they: use e-cigarettes, e-cigars, or e-hookahs?


Response	6	8	10	12	Total	
No risk	24.9	24.9	22.2	26.9	24.6	
Slight risk	9.4	21.4	20.6	29.9	19.7	
Moderate risk	18.2	19.2	24.7	15.7	19.7	
Great risk	47.5	34.4	32.5	27.6	36.0	
N of Valid	362	401	369	268	1400	
N of Miss	54	22	36	50	162	

Table 132: Have you ever used smokeless tobacco (chew, snuff, plug, dipping tobacco, or chewing tobacco)?


Response	6	8	10	12	Total	
Never	96.5	93.9	88.2	83.4	91.1	
Once or Twice	3.0	2.9	6.7	5.5	4.4	
Once in a while but not regularly	0.3	1.2	1.3	2.2	1.2	
Regularly in the past	0.0	1.2	1.3	3.7	1.4	
Regularly now	0.3	0.7	2.4	5.2	1.9	
N of Valid	372	409	372	271	1424	
N of Miss	44	14	33	47	138	

Table 133: How often have you used smokeless tobacco during the past 30 days?


Response	6	8	10	12	Total	
Not at all	98.7	96.8	95.2	90.3	95.6	
Once or twice	0.5	2.0	1.9	3.0	1.8	
Once or twice per week	0.3	0.2	0.0	1.1	0.4	
Three to five times per week	0.0	0.0	0.0	1.5	0.3	
About once a day	0.3	0.0	0.8	0.7	0.4	
More than once a day	0.3	1.0	2.1	3.4	1.5	
N of Valid	372	408	375	268	1423	
N of Miss	44	15	30	50	139	

Table 134: Have you ever smoked cigarettes?


Response	6	8	10	12	Total	
Never	94.6	82.6	74.9	68.3	81.0	
Once or Twice	4.1	10.3	14.2	17.2	11.0	
Once in a while but not regularly	0.5	3.9	4.8	5.2	3.5	
Regularly in the past	0.0	2.2	3.2	3.7	2.2	
Regularly now	0.8	1.0	2.9	5.6	2.3	
N of Valid	369	407	374	268	1418	
N of Miss	47	16	31	50	144	

Table 135: How frequently have you smoked cigarettes during the past 30 days?


Response	6	8	10	12	Total	
Not at all	98.7	96.1	93.6	90.0	94.9	
Less than one cigarette per day	0.8	1.2	2.9	3.3	2.0	
One to five cigarettes per day	0.0	1.5	1.9	3.3	1.5	
About one-half pack per day	0.0	1.0	1.3	2.6	1.1	
About one pack per day	0.0	0.0	0.3	0.4	0.1	
About one and one-half packs per day	0.3	0.2	0.0	0.4	0.2	
Two packs or more per day	0.3	0.0	0.0	0.0	0.1	
N of Valid	371	407	375	270	1423	
N of Miss	45	16	30	48	139	

Table 136: Which statement best describes rules about smoking inside your home or your family cars?






Response	6	8	10	12	Total	
Smoking is not allowed anywhere inside your home or cars	60.6	61.3	54.7	69.4	60.9	
Smoking is allowed in some places and at some times or in some cars	12.3	8.9	16.4	11.9	12.3	
Smoking is allowed anywhere inside the home or cars	5.6	6.5	5.4	6.0	5.8	
There are no rules about smoking inside the home or cars	3.9	6.9	8.8	4.9	6.3	
I don't know	17.6	16.4	14.7	7.8	14.6	
N of Valid	358	403	373	268	1402	
N of Miss	58	20	32	50	160	

Table 137: Have you ever used e-cigarettes, e-cigars, or e-hookahs?






Response	6	8	10	12	Total	
Never	97.3	90.9	76.9	72.3	85.3	
Once or Twice	1.6	6.2	12.3	12.0	7.7	
Once in a while but not regularly	0.5	2.2	5.9	8.6	4.0	
Regularly in the past	0.0	0.5	2.9	4.1	1.7	
Regularly now	0.5	0.2	1.9	3.0	1.3	
N of Valid	367	405	373	267	1412	
N of Miss	49	18	32	51	150	

Table 138: How frequently have you used e-cigarettes, e-cigars, or e-hookahs?

Response	6	8	10	12	Total	
Not at all	97.5	94.7	90.2	82.9	92.0	
Less than 10 puffs per day	1.1	4.1	5.7	11.2	5.1	
10 to 50 puffs per day	0.3	0.5	2.2	2.6	1.3	
About one-half cartomiser per day	0.3	0.8	0.8	0.4	0.6	
About one cartomiser per day	0.3	0.0	0.5	1.9	0.6	
About one and one-half cartomisers per day	0.0	0.0	0.0	0.0	0.0	
Two cartomisers or more per day	0.6	0.0	0.5	1.1	0.5	
N of Valid	361	395	368	269	1393	
N of Miss	55	28	37	49	169	

Table 139: During this school year, were you taught in any of your classes about the dangers of tobacco use?

Response	6	8	10	12	Total	
Never	19.5	23.9	30.6	39.8	27.6	
Rarely	9.6	12.8	21.3	17.4	15.1	
Sometimes	17.0	22.4	26.2	25.0	22.5	
Often	23.8	23.9	13.1	11.0	18.6	
Almost always	30.0	16.9	8.7	6.8	16.2	
N of Valid	353	397	366	264	1380	
N of Miss	63	26	39	54	182	

Table 140: During the past 12 months, have you participated in any community activities to discourage people your age from using cigarettes, chewing tobacco, snuff, dip or cigars, e-cigarettes, e-cigars, or e-hookahs?

Response	6	8	10	12	Total	
Never	51.0	54.6	59.6	57.3	55.5	
Rarely	8.9	14.3	16.2	14.1	13.4	
Sometimes	11.2	12.2	13.7	14.1	12.7	
Often	13.2	11.0	6.9	9.2	10.1	
Almost always	15.8	7.9	3.6	5.3	8.3	
N of Valid	349	392	364	262	1367	
N of Miss	67	31	41	56	195	

Table 141: Think back over the last two weeks. How many times have you had five or more alcoholic drinks in a row?


Response	6	8	10	12	Total	
None	97.8	93.4	89.3	86.1	92.1	
Once	0.6	2.5	3.8	6.8	3.2	
Twice	0.6	2.8	3.3	3.8	2.5	
3-5 times	0.8	0.8	1.6	1.9	1.2	
6-9 times	0.0	0.0	0.8	0.8	0.4	
10 or more times	0.3	0.5	1.1	0.8	0.6	
N of Valid	359	394	366	266	1385	
N of Miss	57	29	39	52	177	

Table 142: During the past 30 days, how many times did you ride in a car or other vehicle driven by someone who had been drinking alcohol or using drugs to get high?


Response	6	8	10	12	Total	
0 times	88.7	81.8	78.9	83.8	83.2	
1 time	7.0	6.3	8.5	6.0	7.0	
2 or 3 times	2.3	5.3	6.3	4.5	4.6	
4 or 5 times	1.1	1.8	2.2	1.5	1.7	
6 or more times	0.8	4.8	4.1	4.2	3.5	
N of Valid	355	395	365	265	1380	
N of Miss	61	28	40	53	182	

Table 143: During the past 30 days, how many times did you drive a car or other vehicle when you had been drinking alcohol or using drugs to get high?


Response	6	8	10	12	Total	
I did not drive a car in the past 30 days	49.6	53.7	45.7	26.2	45.2	
0 times	48.4	45.0	51.5	65.8	51.6	
1 time	0.9	1.3	1.1	4.2	1.7	
2 or 3 times	0.3	0.0	0.6	1.5	0.5	
4 or 5 times	0.3	0.0	0.6	0.8	0.4	
6 or more times	0.6	0.0	0.6	1.5	0.6	
N of Valid	345	387	361	263	1356	
N of Miss	71	36	44	55	206	

Table 144: If you drank alcohol (not just a sip or taste) in the past year, how did you usually get it?












Response	6	8	10	12	Total	
I did not drink alcohol in the past year	94.0	80.3	72.9	63.4	78.6	
I bought it myself with a fake ID	0.9	0.5	0.3	0.8	0.6	
I bought it myself without a fake ID	0.0	0.3	0.0	1.5	0.4	
I got it from someone I know age 21 or older	0.9	5.0	12.3	11.1	7.0	
I got it from someone I know under age 21	0.0	2.6	2.9	5.0	2.5	
I got it from my brother or sister	0.0	0.5	1.4	1.5	0.8	
I got it from home with my parents' permission	0.3	2.1	3.4	3.8	2.3	
I got it from home without my parents' permission	0.6	3.7	0.9	0.8	1.6	
I got it from another relative	0.6	1.6	1.4	4.2	1.8	
A stranger bought it for me	0.0	0.0	0.9	1.5	0.5	
I took it from a store or shop	0.0	0.0	0.0	0.0	0.0	
Other	2.9	3.4	3.7	6.5	4.0	
N of Valid	349	380	350	262	1341	
N of Miss	67	43	55	56	221	

Table 145: If you drank alcohol (not just a sip or taste) in the past year, where did you usually drink it?











Response	6	8	10	12	Total	
I did not drink alcohol in the past year	95.4	83.2	73.4	64.5	80.2	
At my home	1.7	6.9	7.9	12.0	6.8	
At someone else's home	1.4	6.6	13.2	19.3	9.4	
At an open area like a park, beach, field, back road, woods, or a street corner	0.0	1.3	1.8	1.2	1.1	
At a sporting event or concert	0.3	0.3	0.6	0.0	0.3	
At a restaurant, bar, or a nightclub	0.0	0.0	0.3	0.8	0.2	
At an empty building or a construction site	0.3	0.3	0.3	0.0	0.2	
At a hotel/motel	0.0	0.3	0.9	0.8	0.5	
An a car	0.9	0.8	0.9	1.2	0.9	
At school	0.0	0.3	0.9	0.4	0.4	
N of Valid	348	376	342	259	1325	
N of Miss	68	47	63	59	237	

Table 146: How do you feel about someone your age having one or two drinks of an alcoholic beverage nearly every day?

Response	6	8	10	12	Total	
Neither approve nor disapprove	24.7	29.4	32.1	42.3	31.4	
Somewhat disapprove	3.1	13.7	17.7	16.5	12.5	
Strongly disapprove	52.0	43.8	34.4	30.0	40.8	
Don't know or can't say	20.2	13.1	15.8	11.2	15.3	
N of Valid	352	388	355	260	1355	
N of Miss	64	35	50	58	207	

Table 147: On how many occasions have you had alcoholic beverages (beer, wine or hard liquor) to drink in your lifetime - more than just a few sips?

Response	6	8	10	12	Total	
0	91.9	77.2	63.8	54.3	73.1	
1-2	5.0	11.9	14.0	10.2	10.3	
3-5	0.8	5.1	6.2	9.1	5.0	
6-9	1.1	2.5	5.6	7.2	3.9	
10-19	0.0	1.0	3.9	6.4	2.6	
20-39	0.3	1.5	1.7	5.3	2.0	
40	0.8	0.8	4.8	7.5	3.1	
N of Valid	357	394	356	265	1372	
N of Miss	59	29	49	53	190	

Table 148: On how many occasions have you drunk one of more drinks of an alcoholic beverage during the past 30 days?

Response	6	8	10	12	Total	
0	97.7	92.8	87.6	86.4	91.5	
1-2	1.4	5.1	7.6	7.9	5.4	
3-5	0.3	1.3	1.7	1.5	1.2	
6-9	0.0	0.5	1.4	2.3	1.0	
10-19	0.3	0.3	1.4	1.9	0.9	
20-39	0.0	0.0	0.0	0.0	0.0	
40	0.3	0.0	0.3	0.0	0.1	
N of Valid	354	390	354	265	1363	
N of Miss	62	33	51	53	199	

Table 149: On how many occasions have you used marijuana (grass, pot) or hashish (hash, hash oil) in your lifetime?


Response	6	8	10	12	Total	
0	98.9	91.2	79.9	71.3	86.4	
1-2	0.3	3.1	4.7	7.5	3.7	
3-5	0.0	1.6	2.8	4.5	2.1	
6-9	0.3	1.6	2.0	3.0	1.6	
10-19	0.0	1.3	1.1	2.6	1.2	
20-39	0.0	0.3	2.0	2.6	1.1	
40	0.6	1.0	7.5	8.3	4.0	
N of Valid	354	387	358	265	1364	
N of Miss	62	36	47	53	198	

Table 150: On how many occasions have you used marijuana (grass, pot) or hashish (hash, hash oil) during the past 30 days?


Response	6	8	10	12	Total	
0	99.2	96.7	89.8	86.4	93.5	
1-2	0.3	1.8	3.7	6.1	2.7	
3-5	0.0	0.3	2.3	2.3	1.1	
6-9	0.3	0.8	1.7	1.1	1.0	
10-19	0.3	0.5	1.4	1.5	0.9	
20-39	0.0	0.0	0.6	0.4	0.2	
40	0.0	0.0	0.6	2.3	0.6	
N of Valid	355	389	353	264	1361	
N of Miss	61	34	52	54	201	

Table 151: On how many occasions have you used LSD or other psychedelics in your lifetime?


Response	6	8	10	12	Total	
0	100.0	99.5	96.4	97.7	98.5	
1-2	0.0	0.3	2.0	0.8	0.7	
3-5	0.0	0.3	0.8	0.4	0.4	
6-9	0.0	0.0	0.3	0.8	0.2	
10-19	0.0	0.0	0.3	0.4	0.1	
20-39	0.0	0.0	0.3	0.0	0.1	
40	0.0	0.0	0.0	0.0	0.0	
N of Valid	351	389	357	263	1360	
N of Miss	65	34	48	55	202	

Table 152: On how many occasions have you used LSD or other psychedelics during the past 30 days?

Response	6	8	10	12	Total	
0	100.0	100.0	99.7	99.2	99.8	
1-2	0.0	0.0	0.3	0.8	0.2	
3-5	0.0	0.0	0.0	0.0	0.0	
6-9	0.0	0.0	0.0	0.0	0.0	
10-19	0.0	0.0	0.0	0.0	0.0	
20-39	0.0	0.0	0.0	0.0	0.0	
40	0.0	0.0	0.0	0.0	0.0	
N of Valid	350	389	355	265	1359	
N of Miss	66	34	50	53	203	

Table 153: On how many occasions have you used cocaine or crack in your lifetime?

Response	6	8	10	12	Total	
0	100.0	99.5	98.6	98.5	99.2	
1-2	0.0	0.0	0.6	0.8	0.3	
3-5	0.0	0.3	0.6	0.4	0.3	
6-9	0.0	0.3	0.3	0.4	0.2	
10-19	0.0	0.0	0.0	0.0	0.0	
20-39	0.0	0.0	0.0	0.0	0.0	
40	0.0	0.0	0.0	0.0	0.0	
N of Valid	353	388	357	264	1362	
N of Miss	63	35	48	54	200	

Table 154: On how many occasions have you used cocaine or crack during the past 30 days?

Response	6	8	10	12	Total	
0	100.0	99.5	99.7	99.2	99.6	
1-2	0.0	0.5	0.3	0.4	0.3	
3-5	0.0	0.0	0.0	0.0	0.0	
6-9	0.0	0.0	0.0	0.0	0.0	
10-19	0.0	0.0	0.0	0.0	0.0	
20-39	0.0	0.0	0.0	0.0	0.0	
40	0.0	0.0	0.0	0.4	0.1	
N of Valid	353	387	357	263	1360	
N of Miss	63	36	48	55	202	

Table 155: On how many occasions have you sniffed glue, breathed the contents of an aerosol spray can, or inhaled other gases or sprays, in order to get high in your lifetime?







Response	6	8	10	12	Total	
0	97.2	95.1	95.2	97.3	96.1	
1-2	2.0	3.4	3.1	0.8	2.4	
3-5	0.3	0.3	0.8	0.8	0.5	
6-9	0.0	0.3	0.3	0.4	0.2	
10-19	0.6	0.8	0.0	0.4	0.4	
20-39	0.0	0.0	0.0	0.0	0.0	
40	0.0	0.3	0.6	0.4	0.3	
N of Valid	354	385	357	264	1360	
N of Miss	62	38	48	54	202	

Table 156: On how many occasions have you sniffed glue, breathed the contents of an aerosol spray can, or inhaled other gases or sprays, in order to get high during the past 30 days?





Response	6	8	10	12	Total	
0	98.0	98.2	98.6	99.2	98.5	
1-2	1.7	1.3	1.1	0.8	1.3	
3-5	0.3	0.3	0.0	0.0	0.1	
6-9	0.0	0.0	0.0	0.0	0.0	
10-19	0.0	0.3	0.3	0.0	0.1	
20-39	0.0	0.0	0.0	0.0	0.0	
40	0.0	0.0	0.0	0.0	0.0	
N of Valid	354	386	355	264	1359	
N of Miss	62	37	50	54	203	

Table 157: On how many occasions have you used Daztrex in your lifetime?


Response	6	8	10	12	Total	
0	100.0	100.0	100.0	100.0	100.0	
1-2	0.0	0.0	0.0	0.0	0.0	
3-5	0.0	0.0	0.0	0.0	0.0	
6-9	0.0	0.0	0.0	0.0	0.0	
10-19	0.0	0.0	0.0	0.0	0.0	
20-39	0.0	0.0	0.0	0.0	0.0	
40	0.0	0.0	0.0	0.0	0.0	
N of Valid	350	384	356	263	1353	
N of Miss	66	39	49	55	209	

Table 158: On how many occasions have you used Daztrex during the past 30 days?


Response	6	8	10	12	Total	
0	100.0	100.0	100.0	100.0	100.0	
1-2	0.0	0.0	0.0	0.0	0.0	
3-5	0.0	0.0	0.0	0.0	0.0	
6-9	0.0	0.0	0.0	0.0	0.0	
10-19	0.0	0.0	0.0	0.0	0.0	
20-39	0.0	0.0	0.0	0.0	0.0	
40	0.0	0.0	0.0	0.0	0.0	
N of Valid	351	387	355	262	1355	
N of Miss	65	36	50	56	207	

Table 159: On how many occasions have you used synthetic marijuana (K2, spice) in your lifetime?







Response	6	8	10	12	Total	
0	99.7	98.2	96.3	97.3	97.9	
1-2	0.0	1.0	2.2	1.1	1.1	
3-5	0.0	0.3	0.3	0.4	0.2	
6-9	0.3	0.0	0.3	0.4	0.2	
10-19	0.0	0.3	0.3	0.4	0.2	
20-39	0.0	0.0	0.0	0.0	0.0	
40	0.0	0.3	0.6	0.4	0.3	
N of Valid	354	387	356	262	1359	
N of Miss	62	36	49	56	203	

Table 160: On how many occasions have you used synthetic marijuana (K2, spice) during the past 30 days?


Response	6	8	10	12	Total	
0	99.7	99.0	99.7	99.6	99.5	
1-2	0.0	0.5	0.0	0.0	0.1	
3-5	0.0	0.3	0.0	0.0	0.1	
6-9	0.3	0.3	0.0	0.4	0.2	
10-19	0.0	0.0	0.0	0.0	0.0	
20-39	0.0	0.0	0.0	0.0	0.0	
40	0.0	0.0	0.3	0.0	0.1	
N of Valid	354	388	354	262	1358	
N of Miss	62	35	51	56	204	

Table 161: On how many occasions have you used methamphetamines (meth, speed, crank, crystal meth) in your lifetime?


Response	6	8	10	12	Total	
0	100.0	99.5	99.2	99.2	99.5	
1-2	0.0	0.5	0.0	0.4	0.2	
3-5	0.0	0.0	0.3	0.4	0.1	
6-9	0.0	0.0	0.3	0.0	0.1	
10-19	0.0	0.0	0.3	0.0	0.1	
20-39	0.0	0.0	0.0	0.0	0.0	
40	0.0	0.0	0.0	0.0	0.0	
N of Valid	352	385	356	263	1356	
N of Miss	64	38	49	55	206	

Table 162: On how many occasions have you used methamphetamines (meth, speed, crank, crystal meth) in the past 30 days?


Response	6	8	10	12	Total	
0	100.0	100.0	99.7	100.0	99.9	
1-2	0.0	0.0	0.3	0.0	0.1	
3-5	0.0	0.0	0.0	0.0	0.0	
6-9	0.0	0.0	0.0	0.0	0.0	
10-19	0.0	0.0	0.0	0.0	0.0	
20-39	0.0	0.0	0.0	0.0	0.0	
40	0.0	0.0	0.0	0.0	0.0	
N of Valid	352	387	355	262	1356	
N of Miss	64	36	50	56	206	

Table 163: On how many occasions have you used other chemical products (bath salts, plant food, etc.) in your lifetime?


Response	6	8	10	12	Total	
0	98.0	99.2	99.2	99.6	99.0	
1-2	1.1	0.0	0.6	0.4	0.5	
3-5	0.6	0.5	0.0	0.0	0.3	
6-9	0.0	0.0	0.0	0.0	0.0	
10-19	0.0	0.0	0.0	0.0	0.0	
20-39	0.0	0.0	0.3	0.0	0.1	
40	0.3	0.3	0.0	0.0	0.1	
N of Valid	352	384	356	263	1355	
N of Miss	64	39	49	55	207	

Table 164: On how many occasions have you used other chemical products (bath salts, plant food, etc.) during the past 30 days?


Response	6	8	10	12	Total	
0	99.1	99.2	99.7	100.0	99.5	
1-2	0.6	0.3	0.3	0.0	0.3	
3-5	0.0	0.5	0.0	0.0	0.1	
6-9	0.0	0.0	0.0	0.0	0.0	
10-19	0.0	0.0	0.0	0.0	0.0	
20-39	0.0	0.0	0.0	0.0	0.0	
40	0.3	0.0	0.0	0.0	0.1	
N of Valid	352	384	356	262	1354	
N of Miss	64	39	49	56	208	

Table 165: On how many occasions have you used heroin or other opiates in your lifetime?


Response	6	8	10	12	Total	
0	100.0	99.2	98.3	99.2	99.2	
1-2	0.0	0.5	1.1	0.0	0.4	
3-5	0.0	0.0	0.3	0.0	0.1	
6-9	0.0	0.3	0.0	0.4	0.1	
10-19	0.0	0.0	0.3	0.0	0.1	
20-39	0.0	0.0	0.0	0.0	0.0	
40	0.0	0.0	0.0	0.4	0.1	
N of Valid	348	384	355	261	1348	
N of Miss	68	39	50	57	214	

Table 166: On how many occasions have you used heroin or other opiates during the past 30 days?


Response	6	8	10	12	Total	
0	100.0	99.7	99.4	100.0	99.8	
1-2	0.0	0.0	0.6	0.0	0.1	
3-5	0.0	0.3	0.0	0.0	0.1	
6-9	0.0	0.0	0.0	0.0	0.0	
10-19	0.0	0.0	0.0	0.0	0.0	
20-39	0.0	0.0	0.0	0.0	0.0	
40	0.0	0.0	0.0	0.0	0.0	
N of Valid	347	384	355	263	1349	
N of Miss	69	39	50	55	213	

Table 167: On how many occasions have you used MDMA ('X', 'E', or ecstasy) in your lifetime?


Response	6	8	10	12	Total	
0	100.0	99.5	98.0	98.5	99.0	
1-2	0.0	0.5	1.1	0.4	0.5	
3-5	0.0	0.0	0.3	0.0	0.1	
6-9	0.0	0.0	0.3	0.4	0.1	
10-19	0.0	0.0	0.3	0.0	0.1	
20-39	0.0	0.0	0.0	0.4	0.1	
40	0.0	0.0	0.0	0.4	0.1	
N of Valid	348	384	355	263	1350	
N of Miss	68	39	50	55	212	

Table 168: On how many occasions have you used MDMA ('X', 'E', or ecstasy) during the past 30 days?


Response	6	8	10	12	Total	
0	100.0	100.0	99.7	99.6	99.9	
1-2	0.0	0.0	0.0	0.0	0.0	
3-5	0.0	0.0	0.3	0.4	0.1	
6-9	0.0	0.0	0.0	0.0	0.0	
10-19	0.0	0.0	0.0	0.0	0.0	
20-39	0.0	0.0	0.0	0.0	0.0	
40	0.0	0.0	0.0	0.0	0.0	
N of Valid	349	384	353	263	1349	
N of Miss	67	39	52	55	213	

Table 169: On how many occasions have you taken prescription drugs (such as Valium, Xanax, Ritalin, Adderall, OxyContin, Darvocet, or sleeping pills) not prescribed to you in your lifetime?








Response	6	8	10	12	Total	
0	97.7	95.3	87.9	90.4	93.0	
1-2	0.6	2.6	3.7	2.3	2.3	
3-5	0.6	1.0	2.5	0.8	1.3	
6-9	0.6	0.3	0.6	2.3	0.8	
10-19	0.0	0.5	2.0	3.1	1.3	
20-39	0.0	0.0	0.3	0.4	0.1	
40	0.6	0.3	3.1	0.8	1.2	
N of Valid	353	382	356	261	1352	
N of Miss	63	41	49	57	210	

Table 170: On how many occasions have you taken prescription drugs (such as Valium, Xanax, Ritalin, Adderall, OxyContin, Darvocet, or sleeping pills) not prescribed to you during the past 30 days?







Response	6	8	10	12	Total	
0	98.9	97.7	93.0	96.6	96.5	
1-2	0.6	1.6	3.1	1.1	1.6	
3-5	0.0	0.3	2.8	1.1	1.0	
6-9	0.0	0.3	0.6	0.4	0.3	
10-19	0.3	0.3	0.0	0.8	0.3	
20-39	0.0	0.0	0.0	0.0	0.0	
40	0.3	0.0	0.6	0.0	0.2	
N of Valid	352	384	356	262	1354	
N of Miss	64	39	49	56	208	

Table 171: On how many occasions have you taken non-prescription medicines such as diet pills (for example, Dietac, Dexatrim or Prolamine), stay-awake pills (for example No-Doz, Vivarin, or Wake), or cough or cold medicines (robos, DXM, etc.) to get high in your lifetime?








Response	6	8	10	12	Total	
0	98.9	97.1	95.2	94.3	96.5	
1-2	0.0	1.6	2.3	1.5	1.3	
3-5	0.0	0.3	0.3	0.8	0.3	
6-9	0.6	0.0	0.6	1.5	0.6	
10-19	0.3	0.3	1.1	0.8	0.6	
20-39	0.0	0.3	0.3	0.4	0.2	
40	0.3	0.5	0.3	0.8	0.4	
N of Valid	351	385	355	262	1353	
N of Miss	65	38	50	56	209	

Table 172: On how many occasions have you taken non-prescription medicines such as diet pills (for example, Dietac, Dexatrim or Prolamine), stay-awake pills (for example No-Doz, Vivarin, or Wake), or cough or cold medicines (robos, DXM, etc.) to get high during the past 30 days?








Response	6	8	10	12	Total	
0	98.9	98.4	97.7	98.1	98.3	
1-2	0.6	0.3	1.4	1.1	0.8	
3-5	0.3	0.8	0.6	0.4	0.5	
6-9	0.0	0.0	0.3	0.0	0.1	
10-19	0.0	0.3	0.0	0.0	0.1	
20-39	0.0	0.3	0.0	0.4	0.1	
40	0.3	0.0	0.0	0.0	0.1	
N of Valid	350	386	352	261	1349	
N of Miss	66	37	53	57	213	

Table 173: On how many occasions have you been drunk or very high from drinking alcoholic beverages during the past 30 days?








Response	6	8	10	12	Total	
0	98.9	95.8	91.5	91.9	94.7	
1-2	0.3	3.9	4.6	5.0	3.3	
3-5	0.3	0.3	1.4	0.4	0.6	
6-9	0.3	0.0	1.4	1.5	0.7	
10-19	0.0	0.0	0.6	0.0	0.1	
20-39	0.0	0.0	0.3	0.4	0.1	
40	0.3	0.0	0.3	0.8	0.3	
N of Valid	350	383	351	260	1344	
N of Miss	66	40	54	58	218	

Table 174: On how many occasions have you drunk flavored alcoholic beverages, sometimes called 'alcopops' (like Mike's Hard Lemonade, Smirnoff Ice, Bacardi Breezers, etc.) in your lifetime?








Response	6	8	10	12	Total	
0	96.3	87.8	77.1	76.7	85.0	
1-2	2.3	6.5	9.9	5.0	6.0	
3-5	0.3	3.6	3.7	5.7	3.2	
6-9	0.3	1.3	2.3	2.3	1.5	
10-19	0.3	0.8	4.0	5.0	2.3	
20-39	0.0	0.0	0.3	1.5	0.4	
40	0.6	0.0	2.8	3.8	1.6	
N of Valid	352	384	353	262	1351	
N of Miss	64	39	52	56	211	

Table 175: On how many occasions have you drunk flavored alcoholic beverages, sometimes called 'alcopops' (like Mike's Hard Lemonade, Smirnoff Ice, Bacardi Breezers, etc.) during the past 30 days?








Response	6	8	10	12	Total	
0	97.7	94.3	93.4	90.9	94.3	
1-2	0.9	4.9	2.6	4.6	3.2	
3-5	0.9	0.5	2.6	2.3	1.5	
6-9	0.0	0.0	0.3	1.9	0.4	
10-19	0.0	0.3	0.9	0.4	0.4	
20-39	0.3	0.0	0.0	0.0	0.1	
40	0.3	0.0	0.3	0.0	0.1	
N of Valid	351	385	351	263	1350	
N of Miss	65	38	54	55	212	

Table 176: If you used prescription drugs or over the counter drugs without a doctor telling you to use it or for the purpose of getting high, where did you get these drugs? - Did not use



Response	6	8	10	12	Total	
No	18.8	16.5	20.5	26.7	20.2	
Yes	81.2	83.5	79.5	73.3	79.8	
N of Valid	416	423	405	318	1562	
N of Miss	0	0	0	0	0	

Table 177: If you used prescription drugs or over the counter drugs without a doctor telling you to use it or for the purpose of getting high, where did you get these drugs? - Bought or took from store or shop



Response	6	8	10	12	Total	
No	99.3	99.1	99.8	99.7	99.4	
Yes	0.7	0.9	0.2	0.3	0.6	
N of Valid	416	423	405	318	1562	
N of Miss	0	0	0	0	0	

Table 178: If you used prescription drugs or over the counter drugs without a doctor telling you to use it or for the purpose of getting high, where did you get these drugs? -
Got from parents with permission



Response	6	8	10	12	Total	
No	100.0	98.8	99.3	99.4	99.4	
Yes	0.0	1.2	0.7	0.6	0.6	
N of Valid	416	423	405	318	1562	
N of Miss	0	0	0	0	0	

Table 179: If you used prescription drugs or over the counter drugs without a doctor telling you to use it or for the purpose of getting high, where did you get these drugs? -
Got from home without permission



Response	6	8	10	12	Total	
No	100.0	98.8	97.8	99.1	98.9	
Yes	0.0	1.2	2.2	0.9	1.1	
N of Valid	416	423	405	318	1562	
N of Miss	0	0	0	0	0	

Table 180: If you used prescription drugs or over the counter drugs without a doctor telling you to use it or for the purpose of getting high, where did you get these drugs? -
Got from relative with permission



Response	6	8	10	12	Total	
No	100.0	99.5	98.8	99.4	99.4	
Yes	0.0	0.5	1.2	0.6	0.6	
N of Valid	416	423	405	318	1562	
N of Miss	0	0	0	0	0	

Table 181: If you used prescription drugs or over the counter drugs without a doctor telling you to use it or for the purpose of getting high, where did you get these drugs? -
Got from relative without permission



Response	6	8	10	12	Total	
No	100.0	99.3	99.0	99.7	99.5	
Yes	0.0	0.7	1.0	0.3	0.5	
N of Valid	416	423	405	318	1562	
N of Miss	0	0	0	0	0	

Table 182: If you used prescription drugs or over the counter drugs without a doctor telling you to use it or for the purpose of getting high, where did you get these drugs? -
Got from friend's home with permission



Response	6	8	10	12	Total	
No	100.0	99.3	99.0	99.4	99.4	
Yes	0.0	0.7	1.0	0.6	0.6	
N of Valid	416	423	405	318	1562	
N of Miss	0	0	0	0	0	

Table 183: If you used prescription drugs or over the counter drugs without a doctor telling you to use it or for the purpose of getting high, where did you get these drugs? -
Got from friend's home without permission



Response	6	8	10	12	Total	
No	99.8	99.5	98.8	99.7	99.4	
Yes	0.2	0.5	1.2	0.3	0.6	
N of Valid	416	423	405	318	1562	
N of Miss	0	0	0	0	0	

Table 184: If you used prescription drugs or over the counter drugs without a doctor telling you to use it or for the purpose of getting high, where did you get these drugs? -
Got from friend at school



Response	6	8	10	12	Total	
No	100.0	99.1	98.8	99.7	99.4	
Yes	0.0	0.9	1.2	0.3	0.6	
N of Valid	416	423	405	318	1562	
N of Miss	0	0	0	0	0	

Table 185: If you used prescription drugs or over the counter drugs without a doctor telling you to use it or for the purpose of getting high, where did you get these drugs? -
Got from friend at party



Response	6	8	10	12	Total	
No	100.0	99.5	99.0	99.7	99.6	
Yes	0.0	0.5	1.0	0.3	0.4	
N of Valid	416	423	405	318	1562	
N of Miss	0	0	0	0	0	

Table 186: If you used prescription drugs or over the counter drugs without a doctor telling you to use it or for the purpose of getting high, where did you get these drugs? -
Got from friend, elsewhere



Response	6	8	10	12	Total	
No	99.8	97.9	97.3	98.1	98.3	
Yes	0.2	2.1	2.7	1.9	1.7	
N of Valid	416	423	405	318	1562	
N of Miss	0	0	0	0	0	

Table 187: If you used prescription drugs or over the counter drugs without a doctor telling you to use it or for the purpose of getting high, where did you get these drugs? -
Got from internet sale



Response	6	8	10	12	Total	
No	99.5	99.3	99.8	99.1	99.4	
Yes	0.5	0.7	0.2	0.9	0.6	
N of Valid	416	423	405	318	1562	
N of Miss	0	0	0	0	0	

Table 188: During the last month, about how many marijuana cigarettes, or the equivalent, did you smoke a day, on the average?








Response	6	8	10	12	Total	
None	98.3	94.4	88.9	89.4	93.0	
Less than 1 a day	0.6	2.4	3.7	6.5	3.0	
1 a day	0.6	1.1	2.6	2.0	1.5	
2-3 a day	0.6	1.1	2.3	0.8	1.2	
4-6 a day	0.0	0.8	1.1	0.8	0.7	
7-10 a day	0.0	0.0	0.3	0.4	0.2	
11 or more a day	0.0	0.3	1.1	0.0	0.4	
N of Valid	347	375	351	246	1319	
N of Miss	69	48	54	72	243	

Table 189: How wrong do your friends feel it would be for YOU to: have one or two drinks of an alcoholic beverage nearly every day?


Response	6	8	10	12	Total	
Very wrong	87.5	66.2	52.3	43.3	63.9	
Wrong	6.3	18.2	18.7	25.9	16.6	
A little bit wrong	4.8	10.5	17.0	13.8	11.3	
Not at all wrong	1.4	5.1	12.1	17.0	8.2	
N of Valid	351	373	348	247	1319	
N of Miss	65	50	57	71	243	

Table 190: How wrong do your friends feel it would be for YOU to: smoke tobacco?


Response	6	8	10	12	Total	
Very wrong	90.5	74.4	59.4	51.6	70.4	
Wrong	6.6	14.6	19.9	19.8	14.9	
A little bit wrong	1.7	6.5	10.1	11.7	7.2	
Not at all wrong	1.2	4.6	10.7	16.9	7.6	
N of Valid	347	371	347	248	1313	
N of Miss	69	52	58	70	249	

Table 191: How wrong do your friends feel it would be for YOU to: smoke marijuana?


Response	6	8	10	12	Total	
Very wrong	92.2	74.3	53.7	44.1	67.9	
Wrong	4.3	10.0	17.5	17.0	11.8	
A little bit wrong	1.2	8.4	10.9	15.0	8.4	
Not at all wrong	2.3	7.3	17.8	23.9	11.9	
N of Valid	347	370	348	247	1312	
N of Miss	69	53	57	71	250	

Table 192: How wrong do your friends feel it would be for YOU to: use prescription drugs not prescribed to you?

Response	6	8	10	12	Total	
Very wrong	89.9	79.5	67.4	57.5	74.9	
Wrong	7.5	11.6	18.4	17.0	13.4	
A little bit wrong	1.4	5.1	7.8	11.3	6.0	
Not at all wrong	1.2	3.8	6.3	14.2	5.7	
N of Valid	345	371	347	247	1310	
N of Miss	71	52	58	71	252	

Table 193: How wrong would most adults (over 21) in your neighborhood think it is for kids your age: to use marijuana?

Response	6	8	10	12	Total	
Very wrong	92.3	75.5	62.9	57.9	73.4	
Wrong	4.3	11.7	19.1	14.6	12.2	
A little bit wrong	1.7	8.4	12.8	13.8	8.8	
Not at all wrong	1.7	4.4	5.2	13.8	5.6	
N of Valid	351	367	345	247	1310	
N of Miss	65	56	60	71	252	

Table 194: How wrong would most adults (over 21) in your neighborhood think it is for kids your age: to drink alcohol?

Response	6	8	10	12	Total	
Very wrong	89.3	72.4	58.4	54.5	69.8	
Wrong	4.6	12.8	20.3	17.5	13.5	
A little bit wrong	3.8	10.4	15.4	17.9	11.4	
Not at all wrong	2.3	4.4	5.8	10.2	5.3	
N of Valid	346	366	344	246	1302	
N of Miss	70	57	61	72	260	

Table 195: How wrong would most adults (over 21) in your neighborhood think it is for kids your age: to smoke cigarettes?

Response	6	8	10	12	Total	
Very wrong	89.9	72.5	62.5	58.1	71.7	
Wrong	5.2	13.2	18.3	15.4	12.9	
A little bit wrong	1.7	9.3	12.2	13.4	8.9	
Not at all wrong	3.2	4.9	7.0	13.0	6.5	
N of Valid	345	364	344	246	1299	
N of Miss	71	59	61	72	263	

Table 196: How much do each of the following statements describe your neighborhood? crime and/or drug selling

Response	6	8	10	12	Total	
NO!	71.8	59.8	51.0	51.6	59.2	
no	11.8	17.2	25.4	25.8	19.5	
yes	8.4	15.0	13.9	11.9	12.3	
YES!	8.1	8.0	9.7	10.7	9.0	
N of Valid	347	361	339	244	1291	
N of Miss	69	62	66	74	271	

Table 197: How much do each of the following statements describe your neighborhood? fights

Response	6	8	10	12	Total	
NO!	59.9	49.2	46.2	50.4	51.5	
no	14.8	21.2	26.6	25.8	21.8	
yes	14.5	19.8	16.9	16.4	17.0	
YES!	10.8	9.9	10.4	7.4	9.8	
N of Valid	344	364	338	244	1290	
N of Miss	72	59	67	74	272	

Table 198: How much do each of the following statements describe your neighborhood? lots of empty or abandoned buildings

Response	6	8	10	12	Total	
NO!	64.1	52.9	48.4	52.2	54.6	
no	17.4	24.4	31.6	27.3	25.0	
yes	10.4	13.3	11.8	12.7	12.0	
YES!	8.1	9.4	8.3	7.8	8.4	
N of Valid	345	361	339	245	1290	
N of Miss	71	62	66	73	272	

Table 199: How much do each of the following statements describe your neighborhood? lots of graffiti

Response	6	8	10	12	Total	
NO!	79.1	66.7	61.0	57.2	66.7	
no	12.4	26.1	28.9	31.3	24.1	
yes	5.6	4.8	7.7	7.4	6.3	
YES!	2.9	2.5	2.4	4.1	2.9	
N of Valid	340	357	336	243	1276	
N of Miss	76	66	69	75	286	

Table 200: I feel safe in my neighborhood.

Response	6	8	10	12	Total	
NO!	12.6	12.1	11.2	13.6	12.3	
no	8.8	10.7	10.3	13.2	10.6	
yes	24.0	33.9	39.8	33.1	32.7	
YES!	54.7	43.3	38.6	40.1	44.5	
N of Valid	342	363	339	242	1286	
N of Miss	74	60	66	76	276	

Table 201: If a kid smoked marijuana in your neighborhood would he or she be caught by the police?





Response	6	8	10	12	Total	
NO!	16.6	26.2	26.0	30.0	24.3	
no	14.0	32.3	38.8	39.2	30.4	
yes	26.2	24.9	22.7	25.0	24.7	
YES!	43.1	16.6	12.5	5.8	20.6	
N of Valid	343	362	335	240	1280	
N of Miss	73	61	70	78	282	

Table 202: If a kid drank some beer, wine or hard liquor (for example, vodka, whiskey, or gin) in your neighborhood would he or she be caught by the police?





Response	6	8	10	12	Total	
NO!	17.7	26.5	27.2	31.1	25.2	
no	19.7	36.2	44.6	43.2	35.3	
yes	25.5	23.5	19.2	19.5	22.2	
YES!	37.1	13.8	9.0	6.2	17.4	
N of Valid	345	362	334	241	1282	
N of Miss	71	61	71	77	280	

Table 203: If a kid carried a handgun in your neighborhood would he or she be caught by the police?





Response	6	8	10	12	Total	
NO!	16.5	20.4	21.3	27.0	20.8	
no	11.0	24.6	31.4	31.1	23.9	
yes	26.9	28.2	27.8	27.4	27.6	
YES!	45.7	26.8	19.5	14.5	27.7	
N of Valid	346	358	334	241	1279	
N of Miss	70	65	71	77	283	

Table 204: If you wanted to get some cigarettes, how easy would it be for you to get some?





Response	6	8	10	12	Total	
Very hard	75.5	59.0	41.0	30.8	53.4	
Sort of hard	10.6	14.0	14.3	11.8	12.7	
Sort of easy	4.1	14.2	21.9	14.3	13.5	
Very easy	9.7	12.8	22.8	43.0	20.3	
N of Valid	339	351	329	237	1256	
N of Miss	77	72	76	81	306	

Table 205: If you wanted to get some beer, wine or hard liquor (for example, vodka, whiskey, or gin), how easy would it be for you to get some?





Response	6	8	10	12	Total	
Very hard	79.7	57.5	39.0	30.6	53.7	
Sort of hard	8.8	16.8	16.5	11.9	13.6	
Sort of easy	5.3	13.7	21.3	25.1	15.6	
Very easy	6.2	12.0	23.2	32.3	17.1	
N of Valid	340	351	328	235	1254	
N of Miss	76	72	77	83	308	

Table 206: If you wanted to get a drug like cocaine, LSD, or amphetamines, how easy would it be for you to get some?





Response	6	8	10	12	Total	
Very hard	90.8	83.9	71.6	63.4	78.7	
Sort of hard	4.4	8.3	15.0	19.6	11.1	
Sort of easy	1.8	3.7	6.7	8.1	4.8	
Very easy	3.0	4.0	6.7	8.9	5.4	
N of Valid	338	348	327	235	1248	
N of Miss	78	75	78	83	314	

Table 207: If you wanted to get a handgun, how easy would it be for you to get one?





Response	6	8	10	12	Total	
Very hard	80.2	66.0	57.5	50.6	64.7	
Sort of hard	6.8	15.7	13.8	18.7	13.4	
Sort of easy	6.8	10.3	13.5	13.2	10.7	
Very easy	6.2	8.0	15.3	17.4	11.2	
N of Valid	338	350	327	235	1250	
N of Miss	78	73	78	83	312	

Table 208: If you wanted to get some marijuana, how easy would it be for you to get some?





Response	6	8	10	12	Total	
Very hard	88.4	71.7	46.8	35.9	62.9	
Sort of hard	5.3	7.5	13.5	13.7	9.6	
Sort of easy	1.8	8.4	13.8	15.0	9.2	
Very easy	4.5	12.4	26.0	35.5	18.2	
N of Valid	337	346	327	234	1244	
N of Miss	79	77	78	84	318	

Table 209: If you wanted to get prescription drugs for the purpose of getting high, how easy would it be for you to get some?





Response	6	8	10	12	Total	
Very hard	85.1	69.9	52.5	46.4	65.0	
Sort of hard	6.5	11.0	14.7	16.2	11.8	
Sort of easy	3.6	9.0	16.3	16.2	10.8	
Very easy	4.8	10.1	16.6	21.3	12.5	
N of Valid	336	345	326	235	1242	
N of Miss	80	78	79	83	320	

Table 210: If you wanted to get synthetic marijuana such as K2 or chemical products such as bath salts to get high, how easy would it be for you to get some?





Response	6	8	10	12	Total	
Very hard	89.4	81.2	71.9	60.9	77.2	
Sort of hard	5.6	9.0	13.8	18.7	11.1	
Sort of easy	1.5	4.0	8.0	6.8	4.9	
Very easy	3.5	5.8	6.4	13.6	6.8	
N of Valid	340	346	327	235	1248	
N of Miss	76	77	78	83	314	

Table 211: If you wanted to get steroids to use or to enhance athletic performance, how easy would it be for you to get some?





Response	6	8	10	12	Total	
Very hard	89.7	82.4	72.4	61.0	77.7	
Sort of hard	4.4	11.3	15.3	19.1	11.9	
Sort of easy	3.5	3.2	6.4	9.3	5.3	
Very easy	2.4	3.2	5.8	10.6	5.1	
N of Valid	339	346	326	236	1247	
N of Miss	77	77	79	82	315	

Table 212: If you wanted to get e-cigarettes, e-cigars, or e-hookahs, how easy would it be for you to get some?





Response	6	8	10	12	Total	
Very hard	85.8	76.2	55.9	45.7	67.8	
Sort of hard	6.5	9.3	11.1	10.7	9.3	
Sort of easy	3.2	7.5	13.9	13.2	9.1	
Very easy	4.4	7.0	19.1	30.3	13.8	
N of Valid	339	345	324	234	1242	
N of Miss	77	78	81	84	320	

Table 213: During the past 12 months, have you participated in any alcohol prevention programs or seen any alcohol prevention messages in your school or community? Yes, a school-based program focused on preventing underage drinking and/or drinking and driving.



Response	6	8	10	12	Total	
No	59.4	69.7	75.6	71.1	68.8	
Yes	40.6	30.3	24.4	28.9	31.2	
N of Valid	416	423	405	318	1562	
N of Miss	0	0	0	0	0	

Table 214: During the past 12 months, have you participated in any alcohol prevention programs or seen any alcohol prevention messages in your school or community? Yes, a community-based program focused on preventing underage drinking and/or drinking and driving (for example, through your church or temple or through youth groups like Boys and Girls Club or 4-H).



Response	6	8	10	12	Total	
No	91.3	91.5	94.6	92.8	92.5	
Yes	8.7	8.5	5.4	7.2	7.5	
N of Valid	416	423	405	318	1562	
N of Miss	0	0	0	0	0	

Table 215: During the past 12 months, have you participated in any alcohol prevention programs or seen any alcohol prevention messages in your school or community? Yes, a media campaign addressing underage drinking and/or drinking and driving (for example, newspaper ads, posters, pamphlets, radio, TV).



Response	6	8	10	12	Total	
No	93.0	93.1	93.3	92.8	93.1	
Yes	7.0	6.9	6.7	7.2	6.9	
N of Valid	416	423	405	318	1562	
N of Miss	0	0	0	0	0	

Table 216: During the past 12 months, have you participated in any alcohol prevention programs or seen any alcohol prevention messages in your school or community? No



Response	6	8	10	12	Total	
No	65.6	56.3	50.9	62.3	58.6	
Yes	34.4	43.7	49.1	37.7	41.4	
N of Valid	416	423	405	318	1562	
N of Miss	0	0	0	0	0	

Table 217: How wrong do your parents feel it would be for YOU to: have one or two drinks of an alcoholic beverage nearly every day?





Response	6	8	10	12	Total	
Very wrong	94.6	87.1	84.2	78.8	86.8	
Wrong	3.4	6.7	8.6	12.3	7.4	
A little bit wrong	1.1	5.3	5.7	6.8	4.5	
Not at all wrong	0.9	0.8	1.5	2.1	1.3	
N of Valid	349	356	336	236	1277	
N of Miss	67	67	69	82	285	

Table 218: How wrong do your parents feel it would be for YOU to: smoke tobacco?





Response	6	8	10	12	Total	
Very wrong	95.7	91.0	88.1	78.5	89.2	
Wrong	2.6	5.9	6.5	13.9	6.7	
A little bit wrong	0.6	1.4	3.6	4.6	2.3	
Not at all wrong	1.1	1.7	1.8	3.0	1.8	
N of Valid	349	355	336	237	1277	
N of Miss	67	68	69	81	285	

Table 219: How wrong do your parents feel it would be for YOU to: smoke marijuana?





Response	6	8	10	12	Total	
Very wrong	97.4	91.8	86.5	79.7	89.7	
Wrong	1.2	4.5	7.2	10.2	5.4	
A little bit wrong	0.6	1.7	3.9	4.7	2.5	
Not at all wrong	0.9	2.0	2.4	5.5	2.4	
N of Valid	344	352	334	236	1266	
N of Miss	72	71	71	82	296	

Table 220: How wrong do your parents feel it would be for YOU to: use prescription drugs not prescribed to you?





Response	6	8	10	12	Total	
Very wrong	96.3	92.3	90.7	82.6	91.2	
Wrong	1.2	3.4	6.9	10.2	5.0	
A little bit wrong	0.9	2.6	1.5	4.2	2.1	
Not at all wrong	1.7	1.7	0.9	3.0	1.7	
N of Valid	347	349	335	236	1267	
N of Miss	69	74	70	82	295	

Table 221: How wrong do your parents feel it would be for YOU to: steal something worth more than \$5?





Response	6	8	10	12	Total	
Very wrong	93.3	83.5	88.7	85.6	87.9	
Wrong	3.5	11.1	8.6	9.7	8.1	
A little bit wrong	2.0	3.7	1.8	3.0	2.6	
Not at all wrong	1.2	1.7	0.9	1.7	1.3	
N of Valid	345	352	336	236	1269	
N of Miss	71	71	69	82	293	

Table 222: How wrong do your parents feel it would be for YOU to: draw graffiti, write things, or draw pictures on buildings or other property (without the owner's permission)?





Response	6	8	10	12	Total	
Very wrong	92.8	86.0	89.0	84.0	88.2	
Wrong	4.3	7.7	8.4	10.5	7.5	
A little bit wrong	1.7	3.1	2.7	3.4	2.7	
Not at all wrong	1.2	3.1	0.0	2.1	1.6	
N of Valid	345	351	335	237	1268	
N of Miss	71	72	70	81	294	

Table 223: How wrong do your parents feel it would be for YOU to: pick a fight with someone?





Response	6	8	10	12	Total	
Very wrong	81.3	70.0	66.6	70.8	72.3	
Wrong	9.8	14.7	20.0	18.2	15.4	
A little bit wrong	6.3	11.6	10.7	7.6	9.2	
Not at all wrong	2.6	3.7	2.7	3.4	3.1	
N of Valid	347	353	335	236	1271	
N of Miss	69	70	70	82	291	

Table 224: During the past 12 months, have you talked with at least one of your parents about the dangers of underage drinking and/or drinking and driving? By parents, we mean either your biological parents, adoptive parents, stepparents, or adult guardians - whether or not they live with you.



Response	6	8	10	12	Total	
No	46.2	56.3	58.5	59.2	54.7	
Yes	53.8	43.7	41.5	40.8	45.3	
N of Valid	331	327	323	228	1209	
N of Miss	85	96	82	90	353	

Table 225: The rules in my family are clear.





Response	6	8	10	12	Total	
NO!	5.6	6.3	5.4	6.1	5.8	
no	3.5	8.0	6.6	5.7	6.0	
yes	20.9	30.7	35.8	42.2	31.5	
YES!	70.0	55.0	52.1	46.1	56.7	
N of Valid	340	349	332	230	1251	
N of Miss	76	74	73	88	311	

Table 226: People in my family have serious arguments about the same things, and often insult or yell at each other.

Response	6	8	10	12	Total	
NO!	46.3	29.9	20.4	25.7	31.1	
no	23.8	36.8	34.7	38.7	33.0	
yes	21.1	22.0	28.3	20.4	23.1	
YES!	8.8	11.3	16.7	15.2	12.8	
N of Valid	341	345	329	230	1245	
N of Miss	75	78	76	88	317	

Table 227: When I am not at home, one of my parents knows where I am and who I am with.

Response	6	8	10	12	Total	
NO!	8.0	6.3	4.8	7.4	6.5	
no	2.9	6.3	5.1	6.1	5.0	
yes	13.9	28.9	34.3	43.7	29.0	
YES!	75.2	58.6	55.7	42.9	59.4	
N of Valid	339	350	332	231	1252	
N of Miss	77	73	73	87	310	

Table 228: My family has clear rules about alcohol and drug use.

Response	6	8	10	12	Total	
NO!	8.7	7.8	6.3	8.3	7.7	
no	3.6	7.5	9.1	9.6	7.3	
yes	14.6	26.0	30.5	35.4	25.9	
YES!	73.1	58.7	54.1	46.7	59.1	
N of Valid	335	346	331	229	1241	
N of Miss	81	77	74	89	321	

Table 229: If you skipped school would you be caught by your parents?





Response	6	8	10	12	Total	
NO!	9.2	8.7	8.0	10.4	9.0	
no	3.3	7.0	15.0	15.2	9.6	
yes	11.8	26.5	25.4	34.2	23.6	
YES!	75.7	57.8	51.7	40.3	57.8	
N of Valid	338	344	327	231	1240	
N of Miss	78	79	78	87	322	

Table 230: My parents ask if I've gotten my homework done.





Response	6	8	10	12	Total	
NO!	5.6	7.8	10.8	12.5	8.9	
no	5.0	14.8	18.4	20.3	14.1	
yes	14.7	26.1	31.6	35.8	26.3	
YES!	74.6	51.3	39.2	31.5	50.7	
N of Valid	339	345	332	232	1248	
N of Miss	77	78	73	86	314	

Table 231: Would your parents know if you did not come home on time?





Response	6	8	10	12	Total	
NO!	6.2	7.2	6.3	10.0	7.2	
no	3.0	8.1	8.2	10.5	7.2	
yes	15.4	27.8	36.6	38.9	28.8	
YES!	75.4	56.8	48.9	40.6	56.8	
N of Valid	338	345	331	229	1243	
N of Miss	78	78	74	89	319	

Table 232: Do you know how to properly dispose of leftover prescription drugs?



Response	6	8	10	12	Total	
No	75.5	69.7	67.2	64.1	69.5	
Yes	24.5	30.3	32.8	35.9	30.5	
N of Valid	306	327	317	220	1170	
N of Miss	110	96	88	98	392	

Table 233: Have any of your brothers or sisters ever: drunk beer, wine or hard liquor (for example, vodka, whiskey or gin)?




Response	6	8	10	12	Total	
No	78.4	68.1	46.5	43.5	60.7	
Yes	20.2	30.4	47.1	51.7	36.0	
I don't have any brothers or sisters	1.5	1.5	6.4	4.8	3.4	
N of Valid	342	342	329	230	1243	
N of Miss	74	81	76	88	319	

Table 234: Have any of your brothers or sisters ever: smoked marijuana?




Response	6	8	10	12	Total	
No	91.3	81.1	62.6	57.0	74.5	
Yes	6.6	18.3	31.0	38.6	22.3	
I don't have any brothers or sisters	2.1	0.6	6.4	4.4	3.3	
N of Valid	335	338	329	228	1230	
N of Miss	81	85	76	90	332	

Table 235: Have any of your brothers or sisters ever: smoked cigarettes?




Response	6	8	10	12	Total	
No	83.4	76.4	59.8	61.0	71.0	
Yes	14.8	22.7	33.8	34.6	25.7	
I don't have any brothers or sisters	1.8	0.9	6.4	4.4	3.2	
N of Valid	337	339	328	228	1232	
N of Miss	79	84	77	90	330	

Table 236: Have any of your brothers or sisters ever: taken a handgun to school?




Response	6	8	10	12	Total	
No	97.0	96.4	92.1	91.6	94.5	
Yes	1.5	3.0	1.8	3.5	2.4	
I don't have any brothers or sisters	1.5	0.6	6.1	4.8	3.1	
N of Valid	336	332	329	227	1224	
N of Miss	80	91	76	91	338	

Table 237: Have any of your brothers or sisters ever: been suspended or expelled from school?




Response	6	8	10	12	Total	
No	78.4	67.0	64.2	65.5	69.1	
Yes	19.5	32.2	29.4	30.1	27.6	
I don't have any brothers or sisters	2.1	0.9	6.4	4.4	3.3	
N of Valid	334	339	330	226	1229	
N of Miss	82	84	75	92	333	

Table 238: Have any of your brothers or sisters ever: used e-cigarettes, e-cigars or e-hookahs?




Response	6	8	10	12	Total	
No	91.3	89.9	75.5	74.7	83.6	
Yes	6.9	8.9	18.2	21.0	13.1	
I don't have any brothers or sisters	1.8	1.2	6.4	4.4	3.3	
N of Valid	334	338	330	229	1231	
N of Miss	82	85	75	89	331	

Table 239: Have any of your brothers or sisters ever: used prescription drugs not prescribed to him/her?




Response	6	8	10	12	Total	
No	93.8	89.9	80.8	78.6	86.4	
Yes	4.7	8.9	12.8	16.6	10.2	
I don't have any brothers or sisters	1.5	1.2	6.4	4.8	3.3	
N of Valid	337	337	328	229	1231	
N of Miss	79	86	77	89	331	

Table 240: Have you changed homes in the past year (the last 12 months)?



Response	6	8	10	12	Total	
No	67.2	67.3	71.7	78.6	70.5	
Yes	32.8	32.7	28.3	21.4	29.5	
N of Valid	338	349	332	229	1248	
N of Miss	78	74	73	89	314	

Table 241: How many times have you changed homes since kindergarten?






Response	6	8	10	12	Total	
Never	36.7	30.7	28.4	31.7	31.9	
1 or 2 times	31.4	28.7	31.7	31.3	30.7	
3 or 4 times	17.5	21.0	21.1	17.0	19.3	
5 or 6 times	7.4	9.8	10.3	10.4	9.4	
7 or more times	7.1	9.8	8.5	9.6	8.7	
N of Valid	338	348	331	230	1247	
N of Miss	78	75	74	88	315	

Table 242: Have you changed schools (including changing from elementary to middle and middle to high school) in the past year?



Response	6	8	10	12	Total	
No	60.4	66.3	72.2	81.7	69.1	
Yes	39.6	33.7	27.8	18.3	30.9	
N of Valid	333	347	331	229	1240	
N of Miss	83	76	74	89	322	

Table 243: How many times have you changed schools since kindergarten (including changing from elementary to middle and middle to high school)?






Response	6	8	10	12	Total	
Never	47.0	34.9	35.6	34.5	38.3	
1 or 2 times	28.4	33.1	24.9	24.9	28.2	
3 or 4 times	13.9	16.7	24.9	19.7	18.7	
5 or 6 times	6.5	8.4	9.7	11.4	8.8	
7 or more times	4.1	6.9	4.9	9.6	6.1	
N of Valid	338	347	329	229	1243	
N of Miss	78	76	76	89	319	

Table 244: Has anyone in your family ever had severe alcohol or drug problems?



Response	6	8	10	12	Total	
No	77.4	67.0	56.2	59.8	65.7	
Yes	22.6	33.0	43.8	40.2	34.3	
N of Valid	337	342	329	224	1232	
N of Miss	79	81	76	94	330	

Table 245: About how many adults (over 21) have you known personally who in the past year have: used marijuana, crack, cocaine, or other drugs?






Response	6	8	10	12	Total	
0	78.3	65.9	47.3	46.7	60.8	
1	9.5	12.4	17.0	14.7	13.2	
2	6.2	9.4	12.1	12.0	9.7	
3-4	1.8	4.4	9.1	7.6	5.5	
5	4.2	7.9	14.5	19.1	10.7	
N of Valid	337	340	330	225	1232	
N of Miss	79	83	75	93	330	

Table 246: About how many adults (over 21) have you known personally who in the past year have: sold or dealt drugs?






Response	6	8	10	12	Total	
0	87.5	74.0	60.8	63.4	72.2	
1	5.1	9.0	13.7	10.3	9.4	
2	2.4	7.8	9.7	6.7	6.6	
3-4	2.1	2.4	7.0	7.6	4.5	
5	3.0	6.9	8.8	12.1	7.3	
N of Valid	335	335	329	224	1223	
N of Miss	81	88	76	94	339	

Table 247: About how many adults (over 21) have you known personally who in the past year have: done other things that could get them in trouble with the police, like stealing, selling stolen goods, mugging or assaulting others, etc.?






Response	6	8	10	12	Total	
0	82.7	70.4	59.9	62.9	69.6	
1	10.7	11.5	12.8	9.4	11.3	
2	2.4	6.2	9.5	9.4	6.6	
3-4	1.2	4.4	7.0	5.8	4.5	
5	3.0	7.4	10.7	12.5	8.0	
N of Valid	335	338	327	224	1224	
N of Miss	81	85	78	94	338	

Table 248: About how many adults (over 21) have you known personally who in the past year have: gotten drunk or high?






Response	6	8	10	12	Total	
0	66.0	48.1	33.8	36.0	46.9	
1	17.6	14.2	16.5	14.2	15.7	
2	5.4	14.7	13.7	11.6	11.3	
3-4	3.0	7.4	11.6	9.3	7.7	
5	8.1	15.6	24.4	28.9	18.3	
N of Valid	335	339	328	225	1227	
N of Miss	81	84	77	93	335	

Table 249: Have you seen or heard information about underage drinking in the past 12 months from the following sources? Radio



Response	6	8	10	12	Total	
No	61.2	62.3	61.7	52.1	59.9	
Yes	38.8	37.7	38.3	47.9	40.1	
N of Valid	338	350	332	240	1260	
N of Miss	78	73	73	78	302	

Table 250: Have you seen or heard information about underage drinking in the past 12 months from the following sources? TV.



Response	6	8	10	12	Total	
No	33.6	32.0	29.1	33.2	31.9	
Yes	66.4	68.0	70.9	66.8	68.1	
N of Valid	336	344	333	238	1251	
N of Miss	80	79	72	80	311	

Table 251: Have you seen or heard information about underage drinking in the past 12 months from the following sources? Print. This includes information on underage drinking you may have seen in the newspaper, on a billboard, in pamphlets, on stickers, etc.



Response	6	8	10	12	Total	
No	61.1	52.6	56.4	51.0	55.6	
Yes	38.9	47.4	43.6	49.0	44.4	
N of Valid	334	348	330	239	1251	
N of Miss	82	75	75	79	311	

Table 252: Have you seen or heard information about underage drinking in the past 12 months from the following sources? Website or social media? (Facebook, Myspace, website, etc.)



Response	6	8	10	12	Total	
No	45.1	41.4	35.6	41.8	40.9	
Yes	54.9	58.6	64.4	58.2	59.1	
N of Valid	335	348	331	237	1251	
N of Miss	81	75	74	81	311	

Table 253: The next questions ask about your opinions of the information you saw or heard. If you have seen or heard more than one ad, please think about your favorite ad when answering these questions. The information about underage drinking that I saw or heard was convincing.

Response	6	8	10	12	Total	
NO!	35.6	25.0	21.3	22.2	26.3	
no	4.9	14.4	18.9	18.4	13.8	
yes	14.0	21.6	29.3	31.8	23.6	
YES!	26.4	22.7	19.8	17.6	21.9	
I have not seen or heard any ads about underage drinking in the past 12 months.	19.1	16.4	10.7	10.0	14.4	
N of Valid	329	348	328	239	1244	
N of Miss	87	75	77	79	318	

Table 254: The next questions ask about your opinions of the information you saw or heard. If you have seen or heard more than one ad, please think about your favorite ad when answering these questions. The information about underage drinking that I saw or heard grabbed my attention.

Response	6	8	10	12	Total	
NO!	33.2	22.7	20.4	20.2	24.4	
no	8.6	12.5	20.4	22.7	15.5	
yes	15.4	23.3	25.0	28.2	22.6	
YES!	23.7	25.9	23.2	17.6	23.0	
I have not seen or heard any ads about underage drinking in the past 12 months.	19.1	15.7	11.0	11.3	14.5	
N of Valid	325	344	328	238	1235	
N of Miss	91	79	77	80	327	

Table 255: The next questions ask about your opinions of the information you saw or heard. If you have seen or heard more than one ad, please think about your favorite ad when answering these questions. The information about underage drinking that I saw or heard said something important to me.

Response	6	8	10	12	Total	
NO!	31.0	22.6	20.2	21.9	24.1	
no	6.8	11.8	18.1	18.6	13.5	
yes	12.1	21.8	26.1	27.4	21.5	
YES!	27.2	27.4	23.9	21.1	25.2	
I have not seen or heard any ads about underage drinking in the past 12 months.	22.9	16.5	11.7	11.0	15.8	
N of Valid	323	340	326	237	1226	
N of Miss	93	83	79	81	336	

Table 256: The next questions ask about your opinions of the information you saw or heard. If you have seen or heard more than one ad, please think about your favorite ad when answering these questions. Seeing or hearing this information about underage drinking made me want to stop or decrease my drinking.










Response	6	8	10	12	Total	
NO!	32.2	23.2	23.0	23.6	25.5	
no	3.3	10.7	16.4	17.7	11.7	
yes	4.9	12.2	23.7	22.8	15.5	
YES!	22.4	27.1	19.9	19.8	22.5	
I have not seen or heard any ads about underage drinking in the past 12 months.	37.2	26.8	17.0	16.0	24.7	
N of Valid	304	328	317	237	1186	
N of Miss	112	95	88	81	376	

Table 257: How honest were you in filling out this survey?

Response	6	8	10	12	Total	
I was very honest	87.5	79.6	79.8	71.6	80.2	
I was honest pretty much of the time	10.7	14.8	14.5	20.2	14.7	
I was honest some of the time	1.2	4.5	3.9	5.3	3.6	
I was honest once in a while	0.6	1.1	1.8	2.9	1.5	
I was not honest at all	0.0	0.0	0.0	0.0	0.0	
N of Valid	337	357	332	243	1269	
N of Miss	79	66	73	75	293	