

# 2011 APNA

Arkansas Prevention Needs Assessment Student Survey



Montgomery County Tables

**Arkansas Department of Human Services  
Division of Behavioral Health Services**

Conducted by International Survey Associates dba Pride Surveys



## Contents

1	INTRODUCTION	11
2	PERCENTAGE TABLES	16

## List of Tables

1	Sex	17
2	Age	17
3	Are you Hispanic or Latino?	17
4	What is your race? Black or African American	18
5	What is your race? Asian	18
6	What is your race? American Indian	18
7	What is your race? Alaska Native	18
8	What is your race? White	19
9	What is your race? Native Hawaiian or Other Pacific Islander	19
10	What is your race? Other	19
11	What is the highest level of schooling completed by your mother or father?	20
12	Think of where you live most of the time. Which of the following people live there with you? Mother	20
13	Think of where you live most of the time. Which of the following people live there with you? Stepmother	20
14	Think of where you live most of the time. Which of the following people live there with you? Foster Mother	21
15	Think of where you live most of the time. Which of the following people live there with you? Grandmother	21
16	Think of where you live most of the time. Which of the following people live there with you? Aunt	21
17	Think of where you live most of the time. Which of the following people live there with you? Father	21
18	Think of where you live most of the time. Which of the following people live there with you? Stepfather	22
19	Think of where you live most of the time. Which of the following people live there with you? Foster Father	22
20	Think of where you live most of the time. Which of the following people live there with you? Grandfather	22
21	Think of where you live most of the time. Which of the following people live there with you? Uncle	22
22	Think of where you live most of the time. Which of the following people live there with you? Other Adults	23
23	Think of where you live most of the time. Which of the following people live there with you? Brother(s)	23
24	Think of where you live most of the time. Which of the following people live there with you? Stepbrother(s)	23
25	Think of where you live most of the time. Which of the following people live there with you? Sister(s)	23
26	Think of where you live most of the time. Which of the following people live there with you? Stepsister(s)	24

27	Think of where you live most of the time. Which of the following people live there with you? Other Children . . . . .	24
28	In my school, students have lots of chances to help decide things like class activities and rules. . . . .	24
29	Teachers ask me to work on special classroom projects. . . . .	24
30	My teacher(s) notices when I am doing a good job and lets me know about it. . . . .	25
31	There are lots of chances for students in my school to get involved in sports, clubs, and other school activities outside of class. . . . .	25
32	There are lots of chances for students in my school to talk with a teacher one-on-one. . . . .	25
33	I feel safe at my school. . . . .	26
34	The school lets my parents know when I have done something well. . . . .	26
35	My teachers praise me when I work hard in school. . . . .	26
36	Are your school grades better than the grades of most students in your class? . . . . .	27
37	I have lots of chances to be part of class discussions or activities. . . . .	27
38	Now thinking back over the past year in school, how often did you: enjoy being in school? . . . . .	27
39	Now thinking back over the past year in school, how often did you: hate being in school? . . . . .	28
40	Now thinking back over the past year in school, how often did you: try to do your best work in school? . . . . .	28
41	How often do you feel that the school work you are assigned is meaningful and important? . . . . .	28
42	Putting them all together, what were your grades like last year? . . . . .	29
43	How important do you think the things you are learning in school are going to be for your later life? . . . . .	29
44	How interesting are most of your courses to you? . . . . .	29
45	During the LAST FOUR WEEKS how many whole days of school have you missed because you skipped or 'cut'? . . . .	30
46	What are the chances you would be seen as cool if you: smoked cigarettes? . . . . .	30
47	What are the chances you would be seen as cool if you: worked hard at school? . . . . .	30
48	What are the chances you would be seen as cool if you: began drinking alcoholic beverages regularly, that is, at least once or twice a month? . . . . .	31
49	What are the chances you would be seen as cool if you: defended someone who was being verbally abused at school? . . . . .	31
50	What are the chances you would be seen as cool if you: smoked marijuana? . . . . .	31
51	What are the chances you would be seen as cool if you: carried a handgun? . . . . .	32

52	What are the chances you would be seen as cool if you: regularly volunteered to do community service? . . . . .	32
53	Think of your four best friends (the friends you feel closest to). In the past year (12 months), how many of your best friends have: participated in clubs, organizations or activities at school? . . . . .	32
54	Think of your four best friends (the friends you feel closest to). In the past year (12 months), how many of your best friends have: smoked cigarettes? . . . . .	33
55	Think of your four best friends (the friends you feel closest to). In the past year (12 months), how many of your best friends have: tried beer, wine or hard liquor (for example, vodka, whiskey, or gin) when their parents didn't know about it? . . . . .	33
56	Think of your four best friends (the friends you feel closest to). In the past year (12 months), how many of your best friends have: made a commitment to stay drug-free? . . . . .	33
57	Think of your four best friends (the friends you feel closest to). In the past year (12 months), how many of your best friends have: used marijuana? . . . . .	34
58	Think of your four best friends (the friends you feel closest to). In the past year (12 months), how many of your best friends have: tried to do well in school? . . . . .	34
59	Think of your four best friends (the friends you feel closest to). In the past year (12 months), how many of your best friends have: used LSD, cocaine, amphetamines, or other illegal drugs? . . . . .	34
60	Think of your four best friends (the friends you feel closest to). In the past year (12 months), how many of your best friends have: been suspended from school? . . . . .	35
61	Think of your four best friends (the friends you feel closest to). In the past year (12 months), how many of your best friends have: liked school? . . . . .	35
62	Think of your four best friends (the friends you feel closest to). In the past year (12 months), how many of your best friends have: carried a handgun? . . . . .	35
63	Think of your four best friends (the friends you feel closest to). In the past year (12 months), how many of your best friends have: sold illegal drugs? . . . . .	36
64	Think of your four best friends (the friends you feel closest to). In the past year (12 months), how many of your best friends have: regularly attended religious services? . . . . .	36
65	Think of your four best friends (the friends you feel closest to). In the past year (12 months), how many of your best friends have: stolen or tried to steal a motor vehicle such as a car or motorcycle? . . . . .	36
66	Think of your four best friends (the friends you feel closest to). In the past year (12 months), how many of your best friends have: been arrested? . . . . .	37

67	Think of your four best friends (the friends you feel closest to). In the past year (12 months), how many of your best friends have: dropped out of school? . . . . .	37
68	Think of your four best friends (the friends you feel closest to). In the past year (12 months), how many of your best friends have: been members of a gang? . . . . .	37
69	How old were you when you first: smoked marijuana? . . . . .	38
70	How old were you when you first: smoked a cigarette, even just a puff? . . . . .	38
71	How old were you when you first: had more than a sip or two of beer, wine or hard liquor (for example, vodka, whiskey, or gin)? . . . . .	39
72	How old were you when you first: began drinking alcoholic beverages regularly, that is, at least once or twice a month? . . . . .	39
73	How old were you when you first: used phenoxydine (pox, px, breeze)? . . . . .	40
74	How old were you when you first: got suspended from school? . . . . .	40
75	How old were you when you first: got arrested? . . . . .	41
76	How old were you when you first: carried a handgun? . . . . .	41
77	How old were you when you first: attacked someone with the idea of seriously hurting them? . . . . .	42
78	How old were you when you first: belonged to a gang? . . . . .	42
79	How wrong do you think it is for someone your age to: take a handgun to school? . . . . .	43
80	How wrong do you think it is for someone your age to: steal anything worth more than \$5? . . . . .	43
81	How wrong do you think it is for someone your age to: pick a fight with someone? . . . . .	43
82	How wrong do you think it is for someone your age to: attack someone with the idea of seriously hurting them? . . . . .	44
83	How wrong do you think it is for someone your age to: stay away from school all day when their parents think they are at school? . . . . .	44
84	How wrong do you think it is for someone your age to: drink beer, wine or hard liquor (for example, vodka, whiskey, or gin) regularly? . . . . .	44
85	How wrong do you think it is for someone your age to: smoke cigarettes? . . . . .	45
86	How wrong do you think it is for someone your age to: smoke marijuana? . . . . .	45
87	How wrong do you think it is for someone your age to: use LSD, cocaine, amphetamines or another illegal drug? . . . . .	45
88	At school during the past 12 months, did you receive help from the resource teacher, speech therapist or other special education teacher? . . . . .	46
89	How many times in the past year (12 months) have you: been suspended from school? . . . . .	46
90	How many times in the past year (12 months) have you: carried a handgun? . . . . .	46

91	How many times in the past year (12 months) have you: sold illegal drugs? . . . . .	47
92	How many times in the past year (12 months) have you: stolen or tried to steal a motor vehicle such as a car or motorcycle? . . . . .	47
93	How many times in the past year (12 months) have you: participated in clubs, organizations or activities at school? . . . . .	48
94	How many times in the past year (12 months) have you: been arrested? . . . . .	48
95	How many times in the past year (12 months) have you: done extra work on your own for school? . . . . .	49
96	How many times in the past year (12 months) have you: attacked someone with the idea of seriously hurting them? . . . . .	49
97	How many times in the past year (12 months) have you: been drunk or high at school? . . . . .	50
98	How many times in the past year (12 months) have you: volunteered to do community service? . . . . .	50
99	How many times in the past year (12 months) have you: taken a handgun to school? . . . . .	51
100	Are you currently on probation, or assigned a probation officer with Juvenile Court? . . . . .	51
101	Have you ever belonged to a gang? . . . . .	51
102	If you have ever belonged to a gang, did that gang have a name? . . . . .	52
103	How many times have you done the following things? done what feels good no matter what. . . . .	52
104	How many times have you done the following things? done something dangerous because someone dared you to do it. . . . .	52
105	How many times have you done the following things? done crazy things even if they are a little dangerous. . . . .	53
106	You're looking at CD's in a music store with a friend. You look up and see her slip a CD under her coat. She smiles and says 'Which one do you want? Go ahead, take it while nobody's around.' There is nobody in sight, no employees and no other customers. What would you do now? . . . . .	53
107	You are visiting another part of town, and you don't know any of the people your age there. You are walking down the street, and some teenager you don't know is walking toward you. He is about your size, and as he is about to pass you, he deliberately bumps into you and you almost lose your balance. What would you say or do? . . . . .	53
108	You are at a party at someone's house, and one of your friends offers you a drink containing alcohol. What would you say or do? . . . . .	54
109	It's 8:00 on a weeknight and you are about to go over to a friend's home when your mother asks you where you are going. You say 'Oh, just going to go hang out with some friends.' She says, 'No, you'll just get into trouble if you go out. Stay home tonight.' What would you do now? . . . . .	54
110	How often do you attend religious services or activities? . . . . .	54

111	I do the opposite of what people tell me, just to get them mad. . . .	55
112	I like to see how much I can get away with. . . . .	55
113	I ignore rules that get in my way. . . . .	55
114	I think sometimes it's okay to cheat at school. . . . .	56
115	It is important to think before you act. . . . .	56
116	Sometimes I think that life is not worth it. . . . .	56
117	At times I think I am no good at all. . . . .	57
118	All in all, I am inclined to think that I am a failure. . . . .	57
119	In the past year, have you felt depressed or sad MOST days, even if you felt okay sometimes? . . . . .	57
120	It is all right to beat up people if they start the fight. . . . .	58
121	I think it is okay to take something without asking if you can get away with it. . . . .	58
122	Sometimes we don't know what we will do as adults, but we may have an idea. Please answer how true these statements may be for you. WHEN I AM AN ADULT I WILL: smoke cigarettes. . . . .	58
123	Sometimes we don't know what we will do as adults, but we may have an idea. Please answer how true these statements may be for you. WHEN I AM AN ADULT I WILL: drink beer, wine, or liquor. . . . .	59
124	Sometimes we don't know what we will do as adults, but we may have an idea. Please answer how true these statements may be for you. WHEN I AM AN ADULT I WILL: smoke marijuana. . . . .	59
125	Sometimes we don't know what we will do as adults, but we may have an idea. Please answer how true these statements may be for you. WHEN I AM AN ADULT I WILL: use LSD, cocaine, amphetamines or another illegal drug. . . . .	59
126	How much do you think people risk harming themselves (physically or in other ways) if they: smoked one or more packs of cigarettes per day? . . . . .	60
127	How much do you think people risk harming themselves (physically or in other ways) if they: try marijuana once or twice? . . . . .	60
128	How much do you think people risk harming themselves (physically or in other ways) if they: smoke marijuana regularly? . . . . .	60
129	How much do you think people risk harming themselves (physically or in other ways) if they: take one or two drinks of an alcoholic beverage (beer, wine, liquor) nearly every day? . . . . .	61
130	How much do you think people risk harming themselves (physically or in other ways) if they: have five or more drinks once or twice each weekend? . . . . .	61
131	Have you ever used smokeless tobacco (chew, snuff, plug, dipping tobacco, or chewing tobacco)? . . . . .	61
132	How often have you taken smokeless tobacco during the past 30 days? . . . . .	62
133	Have you ever smoked cigarettes? . . . . .	62
134	How frequently have you smoked cigarettes during the past 30 days? . . . . .	62

135	Which statement best describes rules about smoking inside your home? . . . . .	63
136	Which statement best describes rules about smoking in your family cars? . . . . .	63
137	During this school year, were you taught in any of your classes about the dangers of tobacco use? . . . . .	64
138	During the past 12 months, have you participated in any community activities to discourage people your age from using cigarettes, chewing tobacco, snuff, dip or cigars? . . . . .	64
139	On how many occasions have you had alcoholic beverages (beer, wine or hard liquor) to drink in your lifetime - more than just a few sips? . . . . .	64
140	On how many occasions have you had beer, wine or hard liquor to drink during the past 30 days? . . . . .	65
141	On how many occasions have you used marijuana (grass, pot) or hashish (hash, hash oil) in your lifetime? . . . . .	65
142	On how many occasions have you used marijuana (grass, pot) or hashish (hash, hash oil) during the past 30 days? . . . . .	65
143	On how many occasions have you used LSD or other psychedelics in your lifetime? . . . . .	66
144	On how many occasions have you used LSD or other psychedelics during the past 30 days? . . . . .	66
145	On how many occasions have you used cocaine or crack in your lifetime? . . . . .	66
146	On how many occasions have you used cocaine or crack during the past 30 days? . . . . .	67
147	On how many occasions have you sniffed glue, breathed the contents of an aerosol spray can, or inhaled other gases or sprays, in order to get high in your lifetime? . . . . .	67
148	On how many occasions have you sniffed glue, breathed the contents of an aerosol spray can, or inhaled other gases or sprays, in order to get high during the past 30 days? . . . . .	68
149	On how many occasions have you used phenoxydine (pox, px, breeze) in your lifetime? . . . . .	68
150	On how many occasions have you used phenoxydine (pox, px, breeze) during the past 30 days? . . . . .	69
151	On how many occasions have you used sedatives (tranquilizers, such as Valium or Xanax, barbiturates, or sleeping pills) without a doctor telling you to take them, in your lifetime? . . . . .	69
152	On how many occasions have you used sedatives (tranquilizers, such as Valium or Xanax, barbiturates, or sleeping pills) without a doctor telling you to take them, during the past 30 days? . . . . .	70
153	On how many occasions have you used methamphetamines (meth, speed, crank, crystal meth) in your lifetime? . . . . .	70



154	On how many occasions have you used methamphetamines (meth, speed, crank, crystal meth) in the past 30 days? . . . . .	71
155	On how many occasions have you used stimulants, other than Methamphetamines (such as amphetamines, Ritalin or Dexedrine) without a doctor telling you to take them, in your lifetime? . . . . .	71
156	On how many occasions have you used stimulants, other than Methamphetamines (such as amphetamines, Ritalin or Dexedrine) without a doctor telling you to take them, during the past 30 days? . . . . .	72
157	On how many occasions have you used heroin or other opiates in your lifetime? . . . . .	72
158	On how many occasions have you used heroin or other opiates during the past 30 days? . . . . .	73
159	On how many occasions have you used MDMA ('X', 'E', or ecstasy) in your lifetime? . . . . .	73
160	On how many occasions have you used MDMA ('X', 'E', or ecstasy) during the past 30 days? . . . . .	73
161	On how many occasions have you taken prescription drugs (such as Valium, Xanax, Ritalin, Adderall, OxyContin, Darvocet, or sleeping pills) on your own-that is, without a doctor telling you to take them in your lifetime? . . . . .	74
162	On how many occasions have you taken prescription drugs (such as Valium, Xanax, Ritalin, Adderall, OxyContin, Darvocet, or sleeping pills) on your own-that is, without a doctor telling you to take them during the past 30 days? . . . . .	74
163	On how many occasions have you taken non-prescription medicines such as diet pills (for example, Dietac, Dexatrim or Prolamine), stay-awake pills (for example No-Doz, Vivarin, or Wake), or cough or cold medicines (robos, DXM, etc.) to get high in your lifetime? . . . . .	75
164	On how many occasions have you taken non-prescription medicines such as diet pills (for example, Dietac, Dexatrim or Prolamine), stay-awake pills (for example No-Doz, Vivarin, or Wake), or cough or cold medicines (robos, DXM, etc.) to get high during the past 30 days? . . . . .	75
165	On how many occasions have you been drunk or very high from drinking alcoholic beverages during the past 30 days? . . . . .	76
166	On how many occasions have you drunk flavored alcoholic beverages, sometimes called 'alcopops' (like Mike's Hard Lemonade, Smirnoff Ice, Bacardi Breezers, etc.) in your lifetime? . . . . .	76
167	On how many occasions have you drunk flavored alcoholic beverages, sometimes called 'alcopops' (like Mike's Hard Lemonade, Smirnoff Ice, Bacardi Breezers, etc.) during the past 30 days? . . . . .	77
168	Think back over the last two weeks. How many times have you had five or more alcoholic drinks in a row? . . . . .	77
169	During the past 30 days, how many times did you ride in a car or other vehicle driven by someone who had been drinking alcohol? . . . . .	77

170	During the past 30 days, how many times did you drive a car or other vehicle when you had been drinking alcohol? . . . . .	78
171	If you drank alcohol (not just a sip or taste) in the past year, how did you usually get it? . . . . .	78
172	If you drank alcohol (not just a sip or taste) in the past year, where did you usually drink it? . . . . .	79
173	During the last month, about how many marijuana cigarettes, or the equivalent, did you smoke a day, on the average? . . . . .	79
174	How wrong would most adults (over 21) in your neighborhood think it is for kids your age: to use marijuana? . . . . .	80
175	How wrong would most adults (over 21) in your neighborhood think it is for kids your age: to drink alcohol? . . . . .	80
176	How wrong would most adults (over 21) in your neighborhood think it is for kids your age: to smoke cigarettes? . . . . .	80
177	How much do each of the following statements describe your neighborhood? crime and/or drug selling . . . . .	81
178	How much do each of the following statements describe your neighborhood? fights . . . . .	81
179	How much do each of the following statements describe your neighborhood? lots of empty or abandoned buildings . . . . .	81
180	How much do each of the following statements describe your neighborhood? lots of graffiti . . . . .	82
181	If I had to move, I would miss the neighborhood I now live in. . . . .	82
182	My neighbors notice when I am doing a good job and let me know about it. . . . .	82
183	I like my neighborhood. . . . .	83
184	There are lots of adults in my neighborhood I could talk to about something important. . . . .	83
185	I'd like to get out of my neighborhood. . . . .	83
186	There are people in my neighborhood who are proud of me when I do something well. . . . .	84
187	There are people in my neighborhood who encourage me to do my best. . . . .	84
188	I feel safe in my neighborhood. . . . .	84
189	Which of the following activities for people your age are available in your community? sports teams? . . . . .	85
190	Which of the following activities for people your age are available in your community? scouting? . . . . .	85
191	Which of the following activities for people your age are available in your community? boys and girls clubs? . . . . .	85
192	Which of the following activities for people your age are available in your community? 4-H clubs? . . . . .	85
193	Which of the following activities for people your age are available in your community? service clubs? . . . . .	86

194	If a kid smoked marijuana in your neighborhood would he or she be caught by the police? . . . . .	86
195	If a kid drank some beer, wine or hard liquor (for example, vodka, whiskey, or gin) in your neighborhood would he or she be caught by the police? . . . . .	86
196	If a kid carried a handgun in your neighborhood would he or she be caught by the police? . . . . .	87
197	If you wanted to get some cigarettes, how easy would it be for you to get some? . . . . .	87
198	If you wanted to get some beer, wine or hard liquor (for example, vodka, whiskey, or gin), how easy would it be for you to get some? . . . . .	87
199	If you wanted to get a drug like cocaine, LSD, or amphetamines, how easy would it be for you to get some? . . . . .	88
200	If you wanted to get a handgun, how easy would it be for you to get one? . . . . .	88
201	If you wanted to get some marijuana, how easy would it be for you to get some? . . . . .	88
202	During the past 12 months, have you participated in any alcohol prevention programs or seen any alcohol prevention messages in your school or community? Yes, a school-based program focused on preventing underage drinking and/or drinking and driving. . . . .	89
203	During the past 12 months, have you participated in any alcohol prevention programs or seen any alcohol prevention messages in your school or community? Yes, a community-based program focused on preventing underage drinking and/or drinking and driving (for example, through your church or temple or through youth groups like Boys and Girls Club or 4-H). . . . .	89
204	During the past 12 months, have you participated in any alcohol prevention programs or seen any alcohol prevention messages in your school or community? Yes, a media campaign addressing underage drinking and/or drinking and driving (for example, newspaper ads, posters, pamphlets, radio, TV). . . . .	89
205	During the past 12 months, have you participated in any alcohol prevention programs or seen any alcohol prevention messages in your school or community? No . . . . .	89
206	How wrong do your parents feel it would be for YOU to: drink beer, wine or hard liquor (for example, vodka, whiskey or gin) regularly? . . . . .	90
207	How wrong do your parents feel it would be for YOU to: smoke cigarettes? . . . . .	90
208	How wrong do your parents feel it would be for YOU to: smoke marijuana? . . . . .	90
209	How wrong do your parents feel it would be for YOU to: steal something worth more than \$5? . . . . .	91

210	How wrong do your parents feel it would be for YOU to: draw graffiti, write things, or draw pictures on buildings or other property (without the owner's permission)? . . . . .	91
211	How wrong do your parents feel it would be for YOU to: pick a fight with someone? . . . . .	91
212	During the past 12 months, have you talked with at least one of your parents about the dangers of underage drinking and/or drinking and driving? By parents, we mean either your biological parents, adoptive parents, stepparents, or adult guardians - whether or not they live with you. . . . .	92
213	Have any of your brothers or sisters ever: drunk beer, wine or hard liquor (for example, vodka, whiskey or gin)? . . . . .	92
214	Have any of your brothers or sisters ever: smoked marijuana? . . . . .	92
215	Have any of your brothers or sisters ever: smoked cigarettes? . . . . .	92
216	Have any of your brothers or sisters ever: taken a handgun to school? . . . . .	93
217	Have any of your brothers or sisters ever: been suspended or expelled from school? . . . . .	93
218	The rules in my family are clear. . . . .	93
219	People in my family often insult or yell at each other. . . . .	94
220	When I am not at home, one of my parents knows where I am and who I am with. . . . .	94
221	We argue about the same things in my family over and over. . . . .	94
222	If you drank some beer or wine or liquor (for example, vodka, whiskey, or gin) without your parents' permission, would you be caught by your parents? . . . . .	95
223	My family has clear rules about alcohol and drug use. . . . .	95
224	If you carried a handgun without your parents' permission, would you be caught by your parents? . . . . .	95
225	If you skipped school would you be caught by your parents? . . . . .	96
226	Do you feel very close to your mother? . . . . .	96
227	Do you share your thoughts and feelings with your mother? . . . . .	96
228	My parents ask me what I think before most family decisions affecting me are made. . . . .	97
229	Do you share your thoughts and feelings with your father? . . . . .	97
230	Do you enjoy spending time with your mother? . . . . .	97
231	Do you enjoy spending time with your father? . . . . .	98
232	If I had a personal problem, I could ask my mom or dad for help. . . . .	98
233	Do you feel very close to your father? . . . . .	98
234	My parents give me lots of chances to do fun things with them. . . . .	99
235	My parents ask if I've gotten my homework done. . . . .	99
236	People in my family have serious arguments. . . . .	99
237	Would your parents know if you did not come home on time? . . . . .	100
238	It is important to be honest with your parents, even if they become upset or you get punished. . . . .	100



239	My parents notice when I am doing a good job and let me know about it. . . . .	100
240	How often do your parents tell you they're proud of you for something you've done? . . . . .	101
241	How many brothers and sisters, including stepbrothers and sisters, do you have that are younger than you? . . . . .	101
242	How many brothers and sisters, including stepbrothers and sisters, do you have that are older than you? . . . . .	101
243	Have you changed homes in the past year (the last 12 months)? . . . . .	102
244	How many times have you changed homes since kindergarten? . . . . .	102
245	Have you changed schools (including changing from elementary to middle and middle to high school) in the past year? . . . . .	102
246	How many times have you changed schools since kindergarten (including changing from elementary to middle and middle to high school)? . . . . .	103
247	Has anyone in your family ever had severe alcohol or drug problems? . . . . .	103
248	About how many adults (over 21) have you known personally who in the past year have: used marijuana, crack, cocaine, or other drugs? . . . . .	103
249	About how many adults (over 21) have you known personally who in the past year have: sold or dealt drugs? . . . . .	104
250	About how many adults (over 21) have you known personally who in the past year have: done other things that could get them in trouble with the police, like stealing, selling stolen goods, mugging or assaulting others, etc.? . . . .	104
251	About how many adults (over 21) have you known personally who in the past year have: gotten drunk or high? . . . . .	104
252	Have you seen or heard information about underage drinking in the past 12 months from the following sources? Radio . . . . .	105
253	Have you seen or heard information about underage drinking in the past 12 months from the following sources? TV. . . . .	105
254	Have you seen or heard information about underage drinking in the past 12 months from the following sources? Print. This includes information on underage drinking you may have seen in the newspaper, on a billboard, in pamphlets, on stickers, etc. . . . .	105
255	Have you seen or heard information about underage drinking in the past 12 months from the following sources? Website or social media? (Facebook, Myspace, website, etc.) . . . . .	105
256	The next questions ask about your opinions of the information you saw or heard. If you have seen or heard more than one ad, please think about your favorite ad when answering these questions. The information about underage drinking that I saw or heard was convincing. . . . .	106

257	The next questions ask about your opinions of the information you saw or heard. If you have seen or heard more than one ad, please think about your favorite ad when answering these questions. The information about underage drinking that I saw or heard grabbed my attention. . . . .	106
258	The next questions ask about your opinions of the information you saw or heard. If you have seen or heard more than one ad, please think about your favorite ad when answering these questions. The information about underage drinking that I saw or heard said something important to me. . . . .	106
259	The next questions ask about your opinions of the information you saw or heard. If you have seen or heard more than one ad, please think about your favorite ad when answering these questions. Seeing or hearing this information about underage drinking made me want to stop or decrease my drinking. . . . .	107
260	How honest were you in filling out this survey? . . . . .	107

List of Figures

1	Grade Chart . . . . .	12
2	Gender Chart . . . . .	13
3	Age Chart . . . . .	14
4	Ethnic Origin Chart . . . . .	15

# 1 INTRODUCTION

This report was generated from data collected on the *2011 Arkansas Prevention Needs Assessment Student Survey*. This report contains basic frequency tables of all data collected and graphs on the selected demographic variables of grade, gender, age and ethnic origin. The graph on ethnic origin is represented as a bar chart rather than as a pie chart. This is because students were allowed to mark more than one response for ethnic origin as opposed to being allowed to mark only one response. The bars represent the percent of students who marked each of the ethnic categories.

Questions regarding the information found in this report can be directed to:

**Pride Surveys**

160 Vanderbilt Court  
Bowling Green, KY 42103  
1-800-279-6361  
[www.pridesurveys.com](http://www.pridesurveys.com)

# Grade Chart

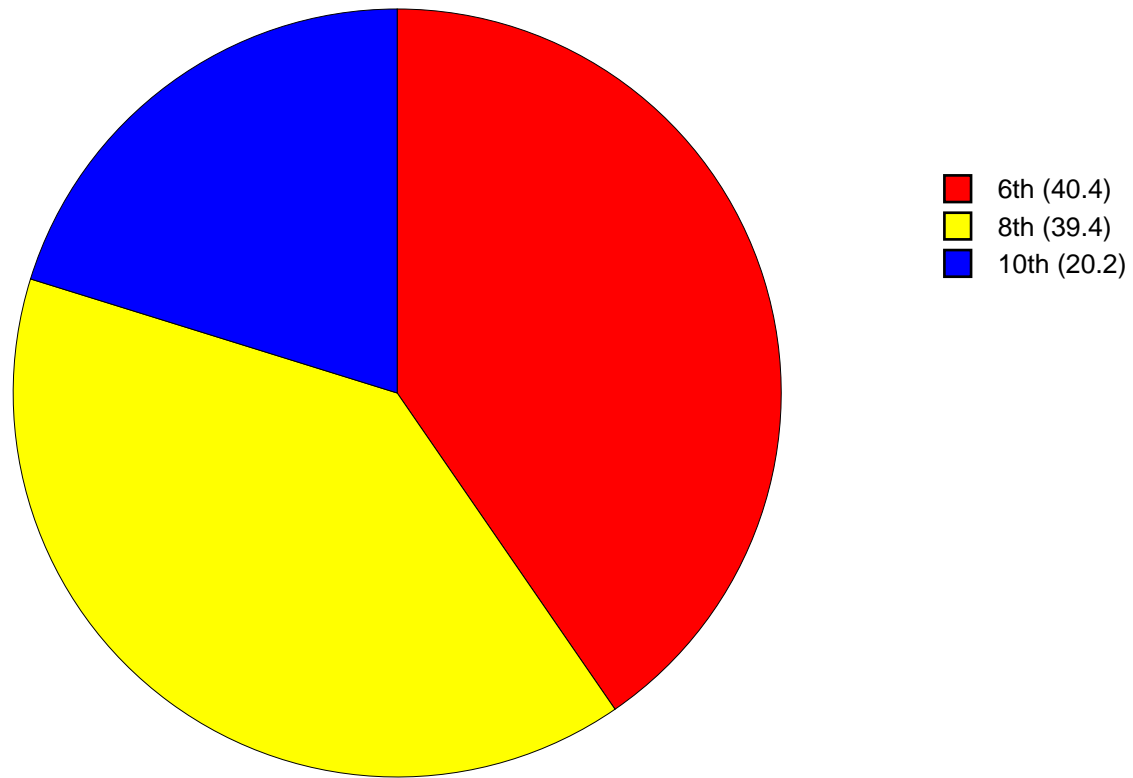


Figure 1: Grade Chart

## Gender Chart

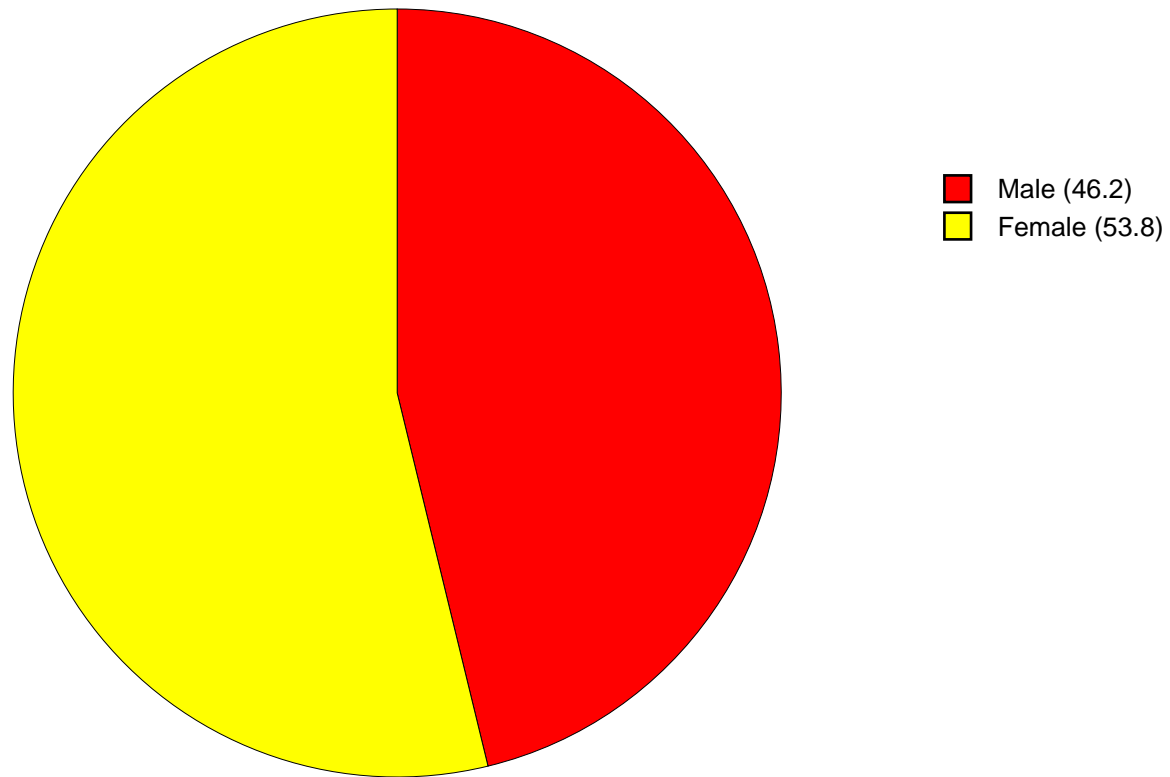


Figure 2: Gender Chart

# Age Chart

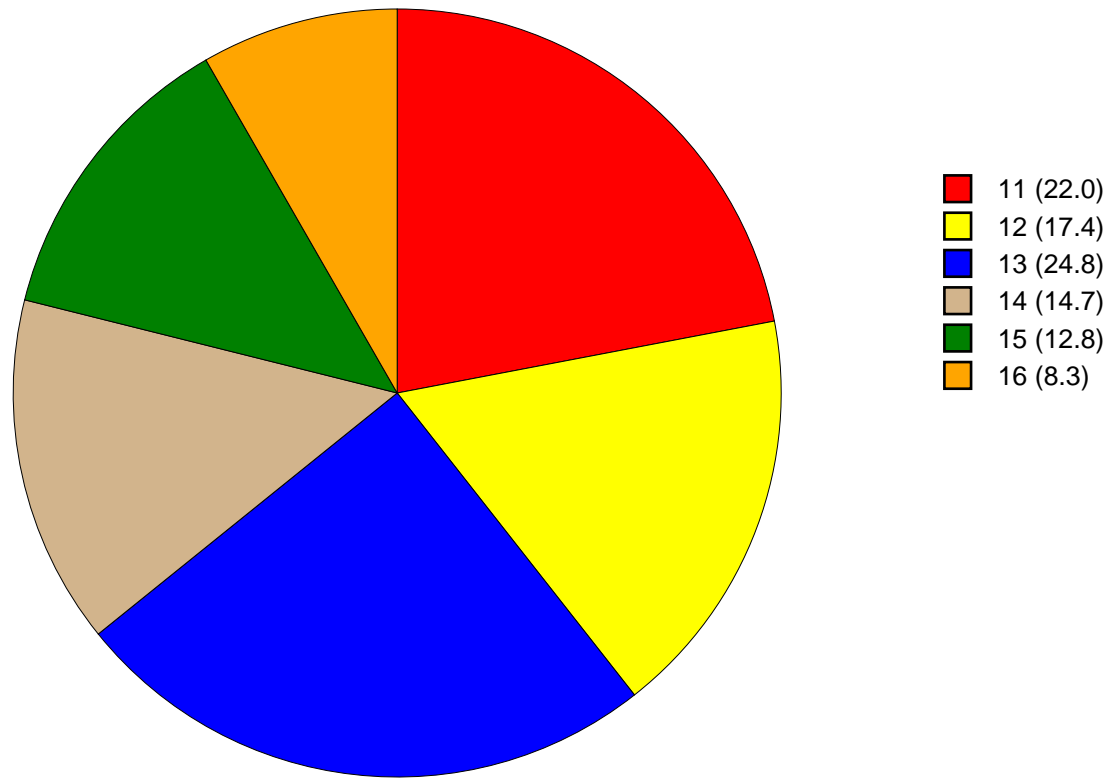


Figure 3: Age Chart



# Ethnic Origin Chart

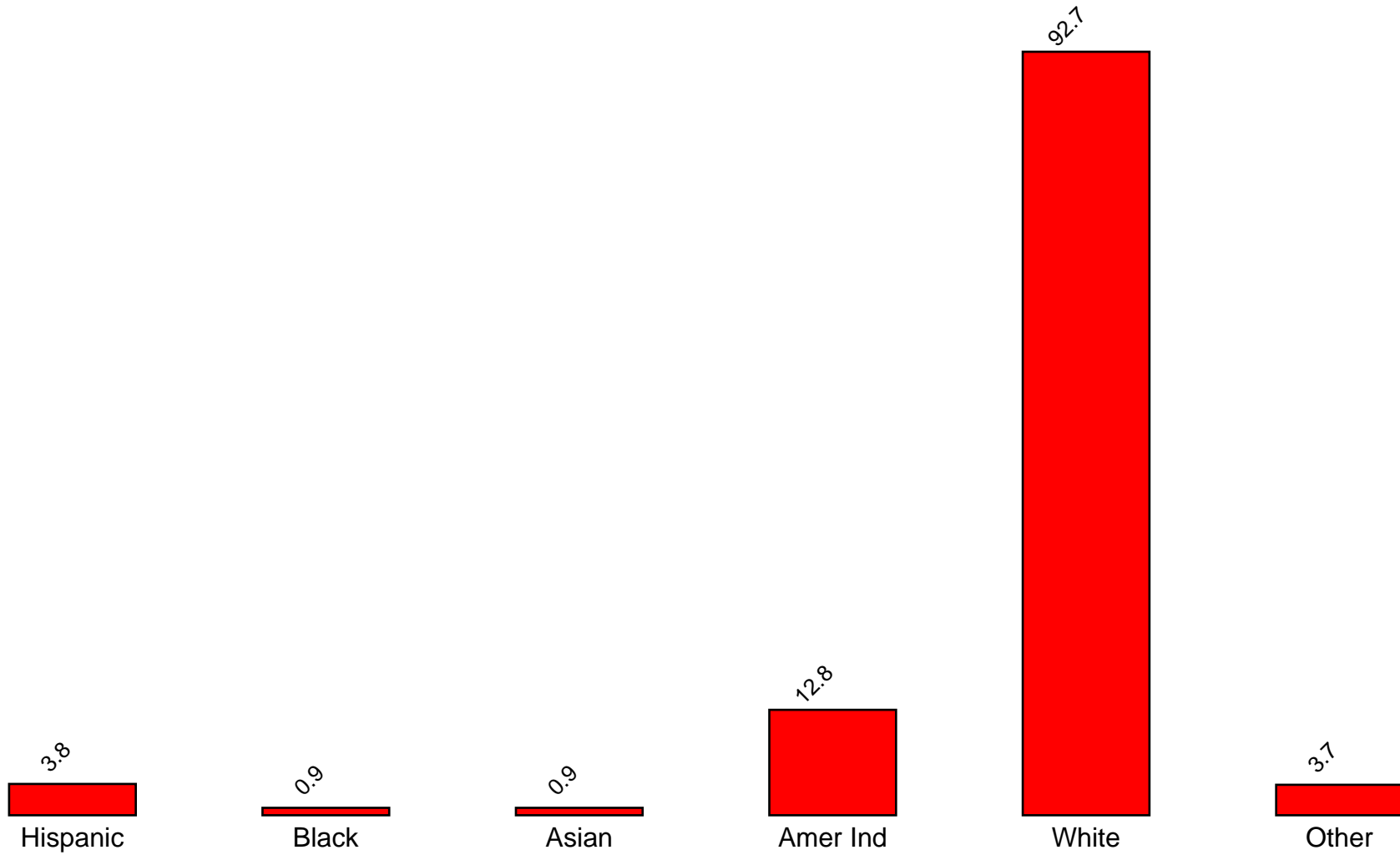


Figure 4: Ethnic Origin Chart

## 2 PERCENTAGE TABLES

The following tables contain frequency distribution detailing how your students responded to each question on the survey. The tables appear in the same order as the questions on the survey. The tables include breakdowns by grade level as well as overall percentages. The *N of Valid* row is a frequency count of the number of valid responses to each question for each grade and overall. The *N of Miss* row is a frequency count of the number of invalid (marked more than one response) or missing (i.e. did not respond) responses to each question for each grade and overall.

For the questions that allowed more than one response (i.e. race, live with, etc.) each response becomes a separate table. If a student did not mark the response, that was counted as a NO response, and if they did mark the response, that was counted as a YES response. Since a non response is a valid response for these questions, the *N of Miss* will always be zero for these questions.

Table 1: Sex

Response	6	8	10	Total	
Male	50.0	40.0	50.0	46.2	
Female	50.0	60.0	50.0	53.8	
N of Valid	44	40	22	106	
N of Miss	0	3	0	3	

Table 2: Age

Response	6	8	10	Total	
10 or younger	0.0	0.0	0.0	0.0	
11	54.5	0.0	0.0	22.0	
12	43.2	0.0	0.0	17.4	
13	2.3	60.5	0.0	24.8	
14	0.0	37.2	0.0	14.7	
15	0.0	2.3	59.1	12.8	
16	0.0	0.0	40.9	8.3	
17	0.0	0.0	0.0	0.0	
18	0.0	0.0	0.0	0.0	
19 or older	0.0	0.0	0.0	0.0	
N of Valid	44	43	22	109	
N of Miss	0	0	0	0	

Table 3: Are you Hispanic or Latino?

Response	6	8	10	Total	
No	95.5	95.0	100.0	96.2	
Yes	4.5	5.0	0.0	3.8	
N of Valid	44	40	21	105	
N of Miss	0	3	1	4	

Table 4: What is your race? Black or African American



Response	6	8	10	Total	
No	100.0	100.0	95.5	99.1	
Yes	0.0	0.0	4.5	0.9	
N of Valid	44	43	22	109	
N of Miss	0	0	0	0	

Table 5: What is your race? Asian



Response	6	8	10	Total	
No	97.7	100.0	100.0	99.1	
Yes	2.3	0.0	0.0	0.9	
N of Valid	44	43	22	109	
N of Miss	0	0	0	0	

Table 6: What is your race? American Indian



Response	6	8	10	Total	
No	77.3	90.7	100.0	87.2	
Yes	22.7	9.3	0.0	12.8	
N of Valid	44	43	22	109	
N of Miss	0	0	0	0	

Table 7: What is your race? Alaska Native


Response	6	8	10	Total	
No	100.0	100.0	100.0	100.0	
Yes	0.0	0.0	0.0	0.0	
N of Valid	44	43	22	109	
N of Miss	0	0	0	0	

Table 8: What is your race? White



Response	6	8	10	Total	
No	13.6	4.7	0.0	7.3	
Yes	86.4	95.3	100.0	92.7	
N of Valid	44	43	22	109	
N of Miss	0	0	0	0	

Table 9: What is your race? Native Hawaiian or Other Pacific Islander


Response	6	8	10	Total	
No	100.0	100.0	100.0	100.0	
Yes	0.0	0.0	0.0	0.0	
N of Valid	44	43	22	109	
N of Miss	0	0	0	0	

Table 10: What is your race? Other



Response	6	8	10	Total	
No	93.2	97.7	100.0	96.3	
Yes	6.8	2.3	0.0	3.7	
N of Valid	44	43	22	109	
N of Miss	0	0	0	0	

Table 11: What is the highest level of schooling completed by your mother or father?








Response	6	8	10	Total	
Completed grade school or less	2.3	0.0	0.0	0.9	
Some high school	6.8	7.3	9.5	7.5	
Completed high school	27.3	22.0	23.8	24.5	
Some college	15.9	22.0	28.6	20.8	
Completed college	31.8	26.8	23.8	28.3	
Graduate or professional school after college	4.5	14.6	4.8	8.5	
Don't know	11.4	7.3	9.5	9.4	
Does not apply	0.0	0.0	0.0	0.0	
N of Valid	44	41	21	106	
N of Miss	0	1	1	2	

Table 12: Think of where you live most of the time. Which of the following people live there with you? Mother



Response	6	8	10	Total	
No	9.1	16.3	9.1	11.9	
Yes	90.9	83.7	90.9	88.1	
N of Valid	44	43	22	109	
N of Miss	0	0	0	0	

Table 13: Think of where you live most of the time. Which of the following people live there with you? Stepmother



Response	6	8	10	Total	
No	97.7	86.0	95.5	92.7	
Yes	2.3	14.0	4.5	7.3	
N of Valid	44	43	22	109	
N of Miss	0	0	0	0	



Table 14: Think of where you live most of the time. Which of the following people live there with you? Foster Mother


Response	6	8	10	Total	
No	100.0	100.0	100.0	100.0	
Yes	0.0	0.0	0.0	0.0	
N of Valid	44	43	22	109	
N of Miss	0	0	0	0	

Table 15: Think of where you live most of the time. Which of the following people live there with you? Grandmother



Response	6	8	10	Total	
No	77.3	86.0	86.4	82.6	
Yes	22.7	14.0	13.6	17.4	
N of Valid	44	43	22	109	
N of Miss	0	0	0	0	

Table 16: Think of where you live most of the time. Which of the following people live there with you? Aunt



Response	6	8	10	Total	
No	97.7	97.7	100.0	98.2	
Yes	2.3	2.3	0.0	1.8	
N of Valid	44	43	22	109	
N of Miss	0	0	0	0	

Table 17: Think of where you live most of the time. Which of the following people live there with you? Father



Response	6	8	10	Total	
No	45.5	37.2	31.8	39.4	
Yes	54.5	62.8	68.2	60.6	
N of Valid	44	43	22	109	
N of Miss	0	0	0	0	

Table 18: Think of where you live most of the time. Which of the following people live there with you? Stepfather



Response	6	8	10	Total	
No	79.5	86.0	81.8	82.6	
Yes	20.5	14.0	18.2	17.4	
N of Valid	44	43	22	109	
N of Miss	0	0	0	0	

Table 19: Think of where you live most of the time. Which of the following people live there with you? Foster Father


Response	6	8	10	Total	
No	100.0	100.0	100.0	100.0	
Yes	0.0	0.0	0.0	0.0	
N of Valid	44	43	22	109	
N of Miss	0	0	0	0	

Table 20: Think of where you live most of the time. Which of the following people live there with you? Grandfather



Response	6	8	10	Total	
No	81.8	90.7	95.5	88.1	
Yes	18.2	9.3	4.5	11.9	
N of Valid	44	43	22	109	
N of Miss	0	0	0	0	

Table 21: Think of where you live most of the time. Which of the following people live there with you? Uncle



Response	6	8	10	Total	
No	93.2	97.7	95.5	95.4	
Yes	6.8	2.3	4.5	4.6	
N of Valid	44	43	22	109	
N of Miss	0	0	0	0	

Table 22: Think of where you live most of the time. Which of the following people live there with you? Other Adults



Response	6	8	10	Total	
No	97.7	97.7	95.5	97.2	
Yes	2.3	2.3	4.5	2.8	
N of Valid	44	43	22	109	
N of Miss	0	0	0	0	

Table 23: Think of where you live most of the time. Which of the following people live there with you? Brother(s)



Response	6	8	10	Total	
No	61.4	46.5	63.6	56.0	
Yes	38.6	53.5	36.4	44.0	
N of Valid	44	43	22	109	
N of Miss	0	0	0	0	

Table 24: Think of where you live most of the time. Which of the following people live there with you? Stepbrother(s)



Response	6	8	10	Total	
No	93.2	90.7	100.0	93.6	
Yes	6.8	9.3	0.0	6.4	
N of Valid	44	43	22	109	
N of Miss	0	0	0	0	

Table 25: Think of where you live most of the time. Which of the following people live there with you? Sister(s)



Response	6	8	10	Total	
No	68.2	55.8	40.9	57.8	
Yes	31.8	44.2	59.1	42.2	
N of Valid	44	43	22	109	
N of Miss	0	0	0	0	

Table 26: Think of where you live most of the time. Which of the following people live there with you? Stepsister(s)



Response	6	8	10	Total	
No	95.5	100.0	90.9	96.3	
Yes	4.5	0.0	9.1	3.7	
N of Valid	44	43	22	109	
N of Miss	0	0	0	0	

Table 27: Think of where you live most of the time. Which of the following people live there with you? Other Children



Response	6	8	10	Total	
No	97.7	93.0	95.5	95.4	
Yes	2.3	7.0	4.5	4.6	
N of Valid	44	43	22	109	
N of Miss	0	0	0	0	

Table 28: In my school, students have lots of chances to help decide things like class activities and rules.





Response	6	8	10	Total	
NO!	27.3	25.6	9.1	22.9	
no	52.3	51.2	59.1	53.2	
yes	15.9	16.3	31.8	19.3	
YES!	4.5	7.0	0.0	4.6	
N of Valid	44	43	22	109	
N of Miss	0	0	0	0	

Table 29: Teachers ask me to work on special classroom projects.





Response	6	8	10	Total	
NO!	11.4	7.0	9.1	9.2	
no	47.7	37.2	54.5	45.0	
yes	34.1	39.5	31.8	35.8	
YES!	6.8	16.3	4.5	10.1	
N of Valid	44	43	22	109	
N of Miss	0	0	0	0	

Table 30: My teacher(s) notices when I am doing a good job and lets me know about it.


Response	6	8	10	Total	
NO!	0.0	4.7	4.5	2.8	
no	9.1	32.6	13.6	19.3	
yes	59.1	44.2	54.5	52.3	
YES!	31.8	18.6	27.3	25.7	
N of Valid	44	43	22	109	
N of Miss	0	0	0	0	

Table 31: There are lots of chances for students in my school to get involved in sports, clubs, and other school activities outside of class.


Response	6	8	10	Total	
NO!	0.0	4.7	0.0	1.8	
no	2.3	0.0	9.1	2.8	
yes	34.1	44.2	40.9	39.4	
YES!	63.6	51.2	50.0	56.0	
N of Valid	44	43	22	109	
N of Miss	0	0	0	0	

Table 32: There are lots of chances for students in my school to talk with a teacher one-on-one.


Response	6	8	10	Total	
NO!	6.8	2.3	0.0	3.7	
no	9.1	20.9	18.2	15.6	
yes	54.5	55.8	45.5	53.2	
YES!	29.5	20.9	36.4	27.5	
N of Valid	44	43	22	109	
N of Miss	0	0	0	0	

Table 33: I feel safe at my school.


Response	6	8	10	Total	
NO!	4.7	9.3	9.1	7.4	
no	7.0	11.6	0.0	7.4	
yes	51.2	46.5	68.2	52.8	
YES!	37.2	32.6	22.7	32.4	
N of Valid	43	43	22	108	
N of Miss	1	0	0	1	

Table 34: The school lets my parents know when I have done something well.


Response	6	8	10	Total	
NO!	2.3	21.4	9.1	11.2	
no	32.6	42.9	40.9	38.3	
yes	39.5	31.0	45.5	37.4	
YES!	25.6	4.8	4.5	13.1	
N of Valid	43	42	22	107	
N of Miss	1	1	0	2	

Table 35: My teachers praise me when I work hard in school.


Response	6	8	10	Total	
NO!	2.3	23.3	4.5	11.0	
no	31.8	32.6	40.9	33.9	
yes	52.3	37.2	50.0	45.9	
YES!	13.6	7.0	4.5	9.2	
N of Valid	44	43	22	109	
N of Miss	0	0	0	0	



Table 36: Are your school grades better than the grades of most students in your class?

Response	6	8	10	Total	
NO!	4.5	23.3	9.1	12.8	
no	36.4	30.2	40.9	34.9	
yes	40.9	30.2	27.3	33.9	
YES!	18.2	16.3	22.7	18.3	
N of Valid	44	43	22	109	
N of Miss	0	0	0	0	

Table 37: I have lots of chances to be part of class discussions or activities.

Response	6	8	10	Total	
NO!	2.3	4.7	0.0	2.8	
no	13.6	14.0	9.1	12.8	
yes	54.5	65.1	77.3	63.3	
YES!	29.5	16.3	13.6	21.1	
N of Valid	44	43	22	109	
N of Miss	0	0	0	0	

Table 38: Now thinking back over the past year in school, how often did you: enjoy being in school?

Response	6	8	10	Total	
Never	6.8	18.6	4.5	11.0	
Seldom	11.4	11.6	22.7	13.8	
Sometimes	34.1	37.2	59.1	40.4	
Often	25.0	25.6	9.1	22.0	
Almost always	22.7	7.0	4.5	12.8	
N of Valid	44	43	22	109	
N of Miss	0	0	0	0	

Table 39: Now thinking back over the past year in school, how often did you: hate being in school?






Response	6	8	10	Total	
Never	20.9	9.3	4.5	13.0	
Seldom	32.6	18.6	18.2	24.1	
Sometimes	20.9	30.2	36.4	27.8	
Often	14.0	23.3	31.8	21.3	
Almost always	11.6	18.6	9.1	13.9	
N of Valid	43	43	22	108	
N of Miss	1	0	0	1	

Table 40: Now thinking back over the past year in school, how often did you: try to do your best work in school?





Response	6	8	10	Total	
Never	0.0	0.0	0.0	0.0	
Seldom	0.0	4.7	0.0	1.9	
Sometimes	2.3	23.3	9.1	12.0	
Often	7.0	23.3	50.0	22.2	
Almost always	90.7	48.8	40.9	63.9	
N of Valid	43	43	22	108	
N of Miss	1	0	0	1	

Table 41: How often do you feel that the school work you are assigned is meaningful and important?






Response	6	8	10	Total	
Never	2.3	11.6	0.0	5.6	
Seldom	13.6	11.6	28.6	15.7	
Sometimes	22.7	34.9	42.9	31.5	
Often	29.5	25.6	23.8	26.9	
Almost always	31.8	16.3	4.8	20.4	
N of Valid	44	43	21	108	
N of Miss	0	0	1	1	

Table 42: Putting them all together, what were your grades like last year?

Response	6	8	10	Total	
Mostly F's	0.0	2.4	0.0	1.0	
Mostly D's	2.4	0.0	0.0	1.0	
Mostly C's	14.3	19.5	23.8	18.3	
Mostly B's	42.9	36.6	47.6	41.3	
Mostly A's	40.5	41.5	28.6	38.5	
N of Valid	42	41	21	104	
N of Miss	2	2	1	5	

Table 43: How important do you think the things you are learning in school are going to be for your later life?

Response	6	8	10	Total	
Very important	56.8	16.3	18.2	33.0	
Quite important	13.6	25.6	18.2	19.3	
Fairly important	18.2	44.2	45.5	33.9	
Slightly important	11.4	11.6	13.6	11.9	
Not at all important	0.0	2.3	4.5	1.8	
N of Valid	44	43	22	109	
N of Miss	0	0	0	0	

Table 44: How interesting are most of your courses to you?

Response	6	8	10	Total	
Very interesting and stimulating	15.9	7.0	0.0	9.2	
Quite interesting	25.0	14.0	18.2	19.3	
Fairly interesting	34.1	48.8	63.6	45.9	
Slightly dull	11.4	14.0	4.5	11.0	
Very dull	13.6	16.3	13.6	14.7	
N of Valid	44	43	22	109	
N of Miss	0	0	0	0	

Table 45: During the LAST FOUR WEEKS how many whole days of school have you missed because you skipped or 'cut'?








Response	6	8	10	Total	
None	61.4	57.1	63.6	60.2	
1	20.5	14.3	13.6	16.7	
2	2.3	11.9	4.5	6.5	
3	6.8	7.1	9.1	7.4	
4-5	6.8	7.1	4.5	6.5	
6-10	2.3	2.4	0.0	1.9	
11 or more	0.0	0.0	4.5	0.9	
N of Valid	44	42	22	108	
N of Miss	0	1	0	1	

Table 46: What are the chances you would be seen as cool if you: smoked cigarettes?






Response	6	8	10	Total	
No or very little chance	81.8	65.1	36.4	66.1	
Little chance	6.8	16.3	22.7	13.8	
Some chance	9.1	11.6	13.6	11.0	
Pretty good chance	2.3	4.7	18.2	6.4	
Very good chance	0.0	2.3	9.1	2.8	
N of Valid	44	43	22	109	
N of Miss	0	0	0	0	

Table 47: What are the chances you would be seen as cool if you: worked hard at school?






Response	6	8	10	Total	
No or very little chance	4.5	14.0	13.6	10.1	
Little chance	6.8	27.9	27.3	19.3	
Some chance	9.1	14.0	18.2	12.8	
Pretty good chance	20.5	23.3	27.3	22.9	
Very good chance	59.1	20.9	13.6	34.9	
N of Valid	44	43	22	109	
N of Miss	0	0	0	0	

Table 48: What are the chances you would be seen as cool if you: began drinking alcoholic beverages regularly, that is, at least once or twice a month?


Response	6	8	10	Total	
No or very little chance	81.8	48.8	33.3	59.3	
Little chance	2.3	18.6	19.0	12.0	
Some chance	13.6	16.3	14.3	14.8	
Pretty good chance	0.0	7.0	19.0	6.5	
Very good chance	2.3	9.3	14.3	7.4	
N of Valid	44	43	21	108	
N of Miss	0	0	1	1	

Table 49: What are the chances you would be seen as cool if you: defended someone who was being verbally abused at school?

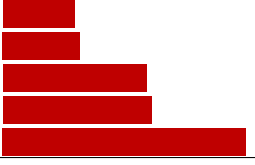
Response	6	8	10	Total	
No or very little chance	6.8	14.0	4.5	9.2	
Little chance	9.1	7.0	18.2	10.1	
Some chance	15.9	23.3	27.3	21.1	
Pretty good chance	18.2	25.6	22.7	22.0	
Very good chance	50.0	30.2	27.3	37.6	
N of Valid	44	43	22	109	
N of Miss	0	0	0	0	

Table 50: What are the chances you would be seen as cool if you: smoked marijuana?


Response	6	8	10	Total	
No or very little chance	93.2	67.4	40.9	72.5	
Little chance	0.0	16.3	18.2	10.1	
Some chance	4.5	7.0	22.7	9.2	
Pretty good chance	2.3	4.7	4.5	3.7	
Very good chance	0.0	4.7	13.6	4.6	
N of Valid	44	43	22	109	
N of Miss	0	0	0	0	

Table 51: What are the chances you would be seen as cool if you: carried a handgun?


Response	6	8	10	Total	
No or very little chance	70.5	81.4	63.6	73.4	
Little chance	18.2	7.0	9.1	11.9	
Some chance	4.5	4.7	9.1	5.5	
Pretty good chance	4.5	2.3	9.1	4.6	
Very good chance	2.3	4.7	9.1	4.6	
N of Valid	44	43	22	109	
N of Miss	0	0	0	0	

Table 52: What are the chances you would be seen as cool if you: regularly volunteered to do community service?

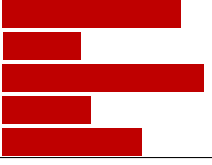
Response	6	8	10	Total	
No or very little chance	6.8	40.5	40.9	26.9	
Little chance	6.8	9.5	18.2	10.2	
Some chance	36.4	31.0	18.2	30.6	
Pretty good chance	13.6	9.5	13.6	12.0	
Very good chance	36.4	9.5	9.1	20.4	
N of Valid	44	42	22	108	
N of Miss	0	1	0	1	

Table 53: Think of your four best friends (the friends you feel closest to). In the past year (12 months), how many of your best friends have: participated in clubs, organizations or activities at school?


Response	6	8	10	Total	
0	4.5	12.2	4.5	7.5	
1	9.1	14.6	9.1	11.2	
2	9.1	19.5	22.7	15.9	
3	15.9	17.1	9.1	15.0	
4	61.4	36.6	54.5	50.5	
N of Valid	44	41	22	107	
N of Miss	0	2	0	2	



Table 54: Think of your four best friends (the friends you feel closest to). In the past year (12 months), how many of your best friends have: smoked cigarettes?






Response	6	8	10	Total	
0	81.8	58.1	18.2	59.6	
1	9.1	16.3	36.4	17.4	
2	6.8	9.3	22.7	11.0	
3	2.3	9.3	9.1	6.4	
4	0.0	7.0	13.6	5.5	
N of Valid	44	43	22	109	
N of Miss	0	0	0	0	

Table 55: Think of your four best friends (the friends you feel closest to). In the past year (12 months), how many of your best friends have: tried beer, wine or hard liquor (for example, vodka, whiskey, or gin) when their parents didn't know about it?






Response	6	8	10	Total	
0	79.5	41.9	22.7	53.2	
1	9.1	18.6	31.8	17.4	
2	4.5	7.0	27.3	10.1	
3	4.5	11.6	9.1	8.3	
4	2.3	20.9	9.1	11.0	
N of Valid	44	43	22	109	
N of Miss	0	0	0	0	

Table 56: Think of your four best friends (the friends you feel closest to). In the past year (12 months), how many of your best friends have: made a commitment to stay drug-free?






Response	6	8	10	Total	
0	6.8	23.8	31.8	18.5	
1	2.3	14.3	4.5	7.4	
2	6.8	16.7	18.2	13.0	
3	4.5	11.9	27.3	12.0	
4	79.5	33.3	18.2	49.1	
N of Valid	44	42	22	108	
N of Miss	0	1	0	1	

Table 57: Think of your four best friends (the friends you feel closest to). In the past year (12 months), how many of your best friends have: used marijuana?






Response	6	8	10	Total	
0	93.2	58.1	42.9	69.4	
1	2.3	27.9	33.3	18.5	
2	2.3	9.3	9.5	6.5	
3	0.0	4.7	9.5	3.7	
4	2.3	0.0	4.8	1.9	
N of Valid	44	43	21	108	
N of Miss	0	0	1	1	

Table 58: Think of your four best friends (the friends you feel closest to). In the past year (12 months), how many of your best friends have: tried to do well in school?






Response	6	8	10	Total	
0	2.3	11.6	9.1	7.3	
1	4.5	11.6	4.5	7.3	
2	2.3	16.3	13.6	10.1	
3	13.6	16.3	27.3	17.4	
4	77.3	44.2	45.5	57.8	
N of Valid	44	43	22	109	
N of Miss	0	0	0	0	

Table 59: Think of your four best friends (the friends you feel closest to). In the past year (12 months), how many of your best friends have: used LSD, cocaine, amphetamines, or other illegal drugs?






Response	6	8	10	Total	
0	95.5	79.1	95.5	89.0	
1	2.3	11.6	0.0	5.5	
2	0.0	7.0	4.5	3.7	
3	2.3	0.0	0.0	0.9	
4	0.0	2.3	0.0	0.9	
N of Valid	44	43	22	109	
N of Miss	0	0	0	0	

Table 60: Think of your four best friends (the friends you feel closest to). In the past year (12 months), how many of your best friends have: been suspended from school?






Response	6	8	10	Total	
0	81.8	67.4	63.6	72.5	
1	11.4	16.3	22.7	15.6	
2	2.3	9.3	9.1	6.4	
3	0.0	7.0	4.5	3.7	
4	4.5	0.0	0.0	1.8	
N of Valid	44	43	22	109	
N of Miss	0	0	0	0	

Table 61: Think of your four best friends (the friends you feel closest to). In the past year (12 months), how many of your best friends have: liked school?






Response	6	8	10	Total	
0	25.0	42.9	36.4	34.3	
1	6.8	16.7	4.5	10.2	
2	18.2	16.7	27.3	19.4	
3	11.4	4.8	22.7	11.1	
4	38.6	19.0	9.1	25.0	
N of Valid	44	42	22	108	
N of Miss	0	1	0	1	

Table 62: Think of your four best friends (the friends you feel closest to). In the past year (12 months), how many of your best friends have: carried a handgun?






Response	6	8	10	Total	
0	86.4	88.1	100.0	89.8	
1	2.3	4.8	0.0	2.8	
2	4.5	7.1	0.0	4.6	
3	2.3	0.0	0.0	0.9	
4	4.5	0.0	0.0	1.9	
N of Valid	44	42	22	108	
N of Miss	0	1	0	1	

Table 63: Think of your four best friends (the friends you feel closest to). In the past year (12 months), how many of your best friends have: sold illegal drugs?





Response	6	8	10	Total	
0	97.7	88.4	90.9	92.7	
1	0.0	7.0	4.5	3.7	
2	2.3	4.7	0.0	2.8	
3	0.0	0.0	0.0	0.0	
4	0.0	0.0	4.5	0.9	
N of Valid	44	43	22	109	
N of Miss	0	0	0	0	

Table 64: Think of your four best friends (the friends you feel closest to). In the past year (12 months), how many of your best friends have: regularly attended religious services?






Response	6	8	10	Total	
0	6.8	18.6	9.5	12.0	
1	9.1	16.3	14.3	13.0	
2	9.1	23.3	28.6	18.5	
3	11.4	18.6	19.0	15.7	
4	63.6	23.3	28.6	40.7	
N of Valid	44	43	21	108	
N of Miss	0	0	1	1	

Table 65: Think of your four best friends (the friends you feel closest to). In the past year (12 months), how many of your best friends have: stolen or tried to steal a motor vehicle such as a car or motorcycle?





Response	6	8	10	Total	
0	93.2	88.4	95.2	91.7	
1	2.3	4.7	0.0	2.8	
2	2.3	4.7	0.0	2.8	
3	0.0	0.0	0.0	0.0	
4	2.3	2.3	4.8	2.8	
N of Valid	44	43	21	108	
N of Miss	0	0	1	1	

Table 66: Think of your four best friends (the friends you feel closest to). In the past year (12 months), how many of your best friends have: been arrested?





Response	6	8	10	Total	
0	90.9	78.6	76.2	83.2	
1	6.8	11.9	9.5	9.3	
2	0.0	9.5	9.5	5.6	
3	0.0	0.0	0.0	0.0	
4	2.3	0.0	4.8	1.9	
N of Valid	44	42	21	107	
N of Miss	0	1	1	2	

Table 67: Think of your four best friends (the friends you feel closest to). In the past year (12 months), how many of your best friends have: dropped out of school?




Response	6	8	10	Total	
0	93.2	95.3	81.0	91.7	
1	4.5	2.3	14.3	5.6	
2	2.3	2.3	4.8	2.8	
3	0.0	0.0	0.0	0.0	
4	0.0	0.0	0.0	0.0	
N of Valid	44	43	21	108	
N of Miss	0	0	1	1	

Table 68: Think of your four best friends (the friends you feel closest to). In the past year (12 months), how many of your best friends have: been members of a gang?





Response	6	8	10	Total	
0	93.2	93.0	90.5	92.6	
1	0.0	0.0	0.0	0.0	
2	0.0	0.0	4.8	0.9	
3	2.3	7.0	0.0	3.7	
4	4.5	0.0	4.8	2.8	
N of Valid	44	43	21	108	
N of Miss	0	0	1	1	

Table 69: How old were you when you first: smoked marijuana?







Response	6	8	10	Total	
Never	97.7	90.7	77.3	90.8	
10 or younger	0.0	4.7	9.1	3.7	
11	2.3	0.0	0.0	0.9	
12	0.0	0.0	4.5	0.9	
13	0.0	2.3	0.0	0.9	
14	0.0	2.3	9.1	2.8	
15	0.0	0.0	0.0	0.0	
16	0.0	0.0	0.0	0.0	
17 or older	0.0	0.0	0.0	0.0	
N of Valid	44	43	22	109	
N of Miss	0	0	0	0	

Table 70: How old were you when you first: smoked a cigarette, even just a puff?








Response	6	8	10	Total	
Never	81.8	67.4	50.0	69.7	
10 or younger	11.4	16.3	13.6	13.8	
11	2.3	7.0	4.5	4.6	
12	4.5	4.7	4.5	4.6	
13	0.0	4.7	13.6	4.6	
14	0.0	0.0	9.1	1.8	
15	0.0	0.0	4.5	0.9	
16	0.0	0.0	0.0	0.0	
17 or older	0.0	0.0	0.0	0.0	
N of Valid	44	43	22	109	
N of Miss	0	0	0	0	

Table 71: How old were you when you first: had more than a sip or two of beer, wine or hard liquor (for example, vodka, whiskey, or gin)?








Response	6	8	10	Total	
Never	70.5	41.9	40.9	53.2	
10 or younger	13.6	23.3	13.6	17.4	
11	11.4	9.3	9.1	10.1	
12	4.5	16.3	4.5	9.2	
13	0.0	7.0	4.5	3.7	
14	0.0	2.3	18.2	4.6	
15	0.0	0.0	9.1	1.8	
16	0.0	0.0	0.0	0.0	
17 or older	0.0	0.0	0.0	0.0	
N of Valid	44	43	22	109	
N of Miss	0	0	0	0	

Table 72: How old were you when you first: began drinking alcoholic beverages regularly, that is, at least once or twice a month?








Response	6	8	10	Total	
Never	97.7	83.7	72.7	87.2	
10 or younger	0.0	2.3	0.0	0.9	
11	2.3	2.3	0.0	1.8	
12	0.0	2.3	9.1	2.8	
13	0.0	2.3	4.5	1.8	
14	0.0	7.0	4.5	3.7	
15	0.0	0.0	9.1	1.8	
16	0.0	0.0	0.0	0.0	
17 or older	0.0	0.0	0.0	0.0	
N of Valid	44	43	22	109	
N of Miss	0	0	0	0	

Table 73: How old were you when you first: used phenoxydine (pox, px, breeze)?

Response	6	8	10	Total
Never	100.0	100.0	100.0	100.0
10 or younger	0.0	0.0	0.0	0.0
11	0.0	0.0	0.0	0.0
12	0.0	0.0	0.0	0.0
13	0.0	0.0	0.0	0.0
14	0.0	0.0	0.0	0.0
15	0.0	0.0	0.0	0.0
16	0.0	0.0	0.0	0.0
17 or older	0.0	0.0	0.0	0.0
N of Valid	44	43	22	109
N of Miss	0	0	0	0

Table 74: How old were you when you first: got suspended from school?

Response	6	8	10	Total
Never	90.9	86.0	86.4	88.1
10 or younger	6.8	4.7	4.5	5.5
11	2.3	0.0	0.0	0.9
12	0.0	2.3	4.5	1.8
13	0.0	7.0	0.0	2.8
14	0.0	0.0	0.0	0.0
15	0.0	0.0	4.5	0.9
16	0.0	0.0	0.0	0.0
17 or older	0.0	0.0	0.0	0.0
N of Valid	44	43	22	109
N of Miss	0	0	0	0



Table 75: How old were you when you first: got arrested?





Response	6	8	10	Total	
Never	97.7	97.7	95.5	97.2	
10 or younger	0.0	0.0	0.0	0.0	
11	2.3	0.0	0.0	0.9	
12	0.0	0.0	0.0	0.0	
13	0.0	2.3	0.0	0.9	
14	0.0	0.0	4.5	0.9	
15	0.0	0.0	0.0	0.0	
16	0.0	0.0	0.0	0.0	
17 or older	0.0	0.0	0.0	0.0	
N of Valid	44	43	22	109	
N of Miss	0	0	0	0	

Table 76: How old were you when you first: carried a handgun?





Response	6	8	10	Total	
Never	84.1	90.7	95.5	89.0	
10 or younger	4.5	2.3	0.0	2.8	
11	9.1	4.7	4.5	6.4	
12	2.3	2.3	0.0	1.8	
13	0.0	0.0	0.0	0.0	
14	0.0	0.0	0.0	0.0	
15	0.0	0.0	0.0	0.0	
16	0.0	0.0	0.0	0.0	
17 or older	0.0	0.0	0.0	0.0	
N of Valid	44	43	22	109	
N of Miss	0	0	0	0	

Table 77: How old were you when you first: attacked someone with the idea of seriously hurting them?






Response	6	8	10	Total	
Never	90.7	81.4	81.8	85.2	
10 or younger	7.0	9.3	13.6	9.3	
11	2.3	2.3	4.5	2.8	
12	0.0	2.3	0.0	0.9	
13	0.0	4.7	0.0	1.9	
14	0.0	0.0	0.0	0.0	
15	0.0	0.0	0.0	0.0	
16	0.0	0.0	0.0	0.0	
17 or older	0.0	0.0	0.0	0.0	
N of Valid	43	43	22	108	
N of Miss	1	0	0	1	

Table 78: How old were you when you first: belonged to a gang?







Response	6	8	10	Total	
Never	97.7	95.3	90.9	95.4	
10 or younger	0.0	0.0	4.5	0.9	
11	0.0	0.0	0.0	0.0	
12	2.3	0.0	0.0	0.9	
13	0.0	2.3	0.0	0.9	
14	0.0	2.3	0.0	0.9	
15	0.0	0.0	4.5	0.9	
16	0.0	0.0	0.0	0.0	
17 or older	0.0	0.0	0.0	0.0	
N of Valid	44	43	22	109	
N of Miss	0	0	0	0	

Table 79: How wrong do you think it is for someone your age to: take a handgun to school?




Response	6	8	10	Total	
Very wrong	95.5	79.1	90.9	88.1	
Wrong	4.5	18.6	9.1	11.0	
A little bit wrong	0.0	2.3	0.0	0.9	
Not wrong at all	0.0	0.0	0.0	0.0	
N of Valid	44	43	22	109	
N of Miss	0	0	0	0	

Table 80: How wrong do you think it is for someone your age to: steal anything worth more than \$5?





Response	6	8	10	Total	
Very wrong	54.5	55.8	36.4	51.4	
Wrong	40.9	23.3	54.5	36.7	
A little bit wrong	4.5	20.9	4.5	11.0	
Not wrong at all	0.0	0.0	4.5	0.9	
N of Valid	44	43	22	109	
N of Miss	0	0	0	0	

Table 81: How wrong do you think it is for someone your age to: pick a fight with someone?





Response	6	8	10	Total	
Very wrong	50.0	27.9	22.7	35.5	
Wrong	31.0	34.9	36.4	33.6	
A little bit wrong	16.7	20.9	31.8	21.5	
Not wrong at all	2.4	16.3	9.1	9.3	
N of Valid	42	43	22	107	
N of Miss	2	0	0	2	

Table 82: How wrong do you think it is for someone your age to: attack someone with the idea of seriously hurting them?

Response	6	8	10	Total	
Very wrong	79.1	48.8	45.5	60.2	
Wrong	11.6	32.6	45.5	26.9	
A little bit wrong	7.0	9.3	4.5	7.4	
Not wrong at all	2.3	9.3	4.5	5.6	
N of Valid	43	43	22	108	
N of Miss	1	0	0	1	

Table 83: How wrong do you think it is for someone your age to: stay away from school all day when their parents think they are at school?

Response	6	8	10	Total	
Very wrong	72.7	46.5	31.8	54.1	
Wrong	20.5	34.9	36.4	29.4	
A little bit wrong	6.8	11.6	18.2	11.0	
Not wrong at all	0.0	7.0	13.6	5.5	
N of Valid	44	43	22	109	
N of Miss	0	0	0	0	

Table 84: How wrong do you think it is for someone your age to: drink beer, wine or hard liquor (for example, vodka, whiskey, or gin) regularly?

Response	6	8	10	Total	
Very wrong	84.1	37.2	36.4	56.0	
Wrong	11.4	23.3	27.3	19.3	
A little bit wrong	4.5	25.6	27.3	17.4	
Not wrong at all	0.0	14.0	9.1	7.3	
N of Valid	44	43	22	109	
N of Miss	0	0	0	0	

Table 85: How wrong do you think it is for someone your age to: smoke cigarettes?

Response	6	8	10	Total	
Very wrong	81.8	65.1	36.4	66.1	
Wrong	9.1	16.3	27.3	15.6	
A little bit wrong	9.1	9.3	27.3	12.8	
Not wrong at all	0.0	9.3	9.1	5.5	
N of Valid	44	43	22	109	
N of Miss	0	0	0	0	

Table 86: How wrong do you think it is for someone your age to: smoke marijuana?

Response	6	8	10	Total	
Very wrong	93.2	81.4	50.0	79.8	
Wrong	4.5	11.6	27.3	11.9	
A little bit wrong	0.0	0.0	13.6	2.8	
Not wrong at all	2.3	7.0	9.1	5.5	
N of Valid	44	43	22	109	
N of Miss	0	0	0	0	

Table 87: How wrong do you think it is for someone your age to: use LSD, cocaine, amphetamines or another illegal drug?

Response	6	8	10	Total	
Very wrong	97.7	95.3	90.9	95.4	
Wrong	2.3	2.3	9.1	3.7	
A little bit wrong	0.0	2.3	0.0	0.9	
Not wrong at all	0.0	0.0	0.0	0.0	
N of Valid	44	43	22	109	
N of Miss	0	0	0	0	

Table 88: At school during the past 12 months, did you receive help from the resource teacher, speech therapist or other special education teacher?



Response	6	8	10	Total	
No	72.1	90.0	86.4	81.9	
Yes	27.9	10.0	13.6	18.1	
N of Valid	43	40	22	105	
N of Miss	1	3	0	4	

Table 89: How many times in the past year (12 months) have you: been suspended from school?




Response	6	8	10	Total	
Never	95.5	90.7	86.4	91.7	
1 to 2 times	4.5	7.0	9.1	6.4	
3 to 5 times	0.0	2.3	4.5	1.8	
6 to 9 times	0.0	0.0	0.0	0.0	
10 to 19 times	0.0	0.0	0.0	0.0	
20 to 29 times	0.0	0.0	0.0	0.0	
30 to 39 times	0.0	0.0	0.0	0.0	
40+ times	0.0	0.0	0.0	0.0	
N of Valid	44	43	22	109	
N of Miss	0	0	0	0	

Table 90: How many times in the past year (12 months) have you: carried a handgun?




Response	6	8	10	Total	
Never	88.6	95.3	95.5	92.7	
1 to 2 times	6.8	2.3	4.5	4.6	
3 to 5 times	0.0	0.0	0.0	0.0	
6 to 9 times	4.5	2.3	0.0	2.8	
10 to 19 times	0.0	0.0	0.0	0.0	
20 to 29 times	0.0	0.0	0.0	0.0	
30 to 39 times	0.0	0.0	0.0	0.0	
40+ times	0.0	0.0	0.0	0.0	
N of Valid	44	43	22	109	
N of Miss	0	0	0	0	

Table 91: How many times in the past year (12 months) have you: sold illegal drugs?




Response	6	8	10	Total	
Never	100.0	97.7	95.5	98.2	
1 to 2 times	0.0	2.3	0.0	0.9	
3 to 5 times	0.0	0.0	0.0	0.0	
6 to 9 times	0.0	0.0	0.0	0.0	
10 to 19 times	0.0	0.0	0.0	0.0	
20 to 29 times	0.0	0.0	0.0	0.0	
30 to 39 times	0.0	0.0	0.0	0.0	
40+ times	0.0	0.0	4.5	0.9	
N of Valid	44	43	22	109	
N of Miss	0	0	0	0	

Table 92: How many times in the past year (12 months) have you: stolen or tried to steal a motor vehicle such as a car or motorcycle?




Response	6	8	10	Total	
Never	97.7	95.3	95.5	96.3	
1 to 2 times	2.3	4.7	0.0	2.8	
3 to 5 times	0.0	0.0	0.0	0.0	
6 to 9 times	0.0	0.0	4.5	0.9	
10 to 19 times	0.0	0.0	0.0	0.0	
20 to 29 times	0.0	0.0	0.0	0.0	
30 to 39 times	0.0	0.0	0.0	0.0	
40+ times	0.0	0.0	0.0	0.0	
N of Valid	44	43	22	109	
N of Miss	0	0	0	0	

Table 93: How many times in the past year (12 months) have you: participated in clubs, organizations or activities at school?









Response	6	8	10	Total	
Never	13.6	11.6	13.6	12.8	
1 to 2 times	11.4	18.6	13.6	14.7	
3 to 5 times	31.8	14.0	9.1	20.2	
6 to 9 times	18.2	9.3	9.1	12.8	
10 to 19 times	9.1	4.7	4.5	6.4	
20 to 29 times	4.5	0.0	4.5	2.8	
30 to 39 times	0.0	2.3	0.0	0.9	
40+ times	11.4	39.5	45.5	29.4	
N of Valid	44	43	22	109	
N of Miss	0	0	0	0	

Table 94: How many times in the past year (12 months) have you: been arrested?



Response	6	8	10	Total	
Never	97.7	97.7	95.2	97.2	
1 to 2 times	2.3	2.3	4.8	2.8	
3 to 5 times	0.0	0.0	0.0	0.0	
6 to 9 times	0.0	0.0	0.0	0.0	
10 to 19 times	0.0	0.0	0.0	0.0	
20 to 29 times	0.0	0.0	0.0	0.0	
30 to 39 times	0.0	0.0	0.0	0.0	
40+ times	0.0	0.0	0.0	0.0	
N of Valid	44	43	21	108	
N of Miss	0	0	1	1	



Table 95: How many times in the past year (12 months) have you: done extra work on your own for school?








Response	6	8	10	Total	
Never	31.8	37.2	22.7	32.1	
1 to 2 times	22.7	30.2	18.2	24.8	
3 to 5 times	20.5	14.0	18.2	17.4	
6 to 9 times	6.8	2.3	9.1	5.5	
10 to 19 times	9.1	4.7	13.6	8.3	
20 to 29 times	4.5	4.7	13.6	6.4	
30 to 39 times	0.0	0.0	0.0	0.0	
40+ times	4.5	7.0	4.5	5.5	
N of Valid	44	43	22	109	
N of Miss	0	0	0	0	

Table 96: How many times in the past year (12 months) have you: attacked someone with the idea of seriously hurting them?






Response	6	8	10	Total	
Never	84.1	81.4	90.9	84.4	
1 to 2 times	9.1	7.0	0.0	6.4	
3 to 5 times	4.5	9.3	9.1	7.3	
6 to 9 times	0.0	2.3	0.0	0.9	
10 to 19 times	0.0	0.0	0.0	0.0	
20 to 29 times	0.0	0.0	0.0	0.0	
30 to 39 times	0.0	0.0	0.0	0.0	
40+ times	2.3	0.0	0.0	0.9	
N of Valid	44	43	22	109	
N of Miss	0	0	0	0	

Table 97: How many times in the past year (12 months) have you: been drunk or high at school?





Response	6	8	10	Total	
Never	100.0	88.4	90.9	93.6	
1 to 2 times	0.0	9.3	4.5	4.6	
3 to 5 times	0.0	0.0	0.0	0.0	
6 to 9 times	0.0	0.0	0.0	0.0	
10 to 19 times	0.0	2.3	0.0	0.9	
20 to 29 times	0.0	0.0	4.5	0.9	
30 to 39 times	0.0	0.0	0.0	0.0	
40+ times	0.0	0.0	0.0	0.0	
N of Valid	44	43	22	109	
N of Miss	0	0	0	0	

Table 98: How many times in the past year (12 months) have you: volunteered to do community service?








Response	6	8	10	Total	
Never	38.6	67.4	72.7	56.9	
1 to 2 times	27.3	14.0	9.1	18.3	
3 to 5 times	11.4	11.6	4.5	10.1	
6 to 9 times	11.4	2.3	4.5	6.4	
10 to 19 times	6.8	0.0	4.5	3.7	
20 to 29 times	0.0	4.7	4.5	2.8	
30 to 39 times	0.0	0.0	0.0	0.0	
40+ times	4.5	0.0	0.0	1.8	
N of Valid	44	43	22	109	
N of Miss	0	0	0	0	

Table 99: How many times in the past year (12 months) have you: taken a handgun to school?


Response	6	8	10	Total	
Never	100.0	100.0	100.0	100.0	
1 to 2 times	0.0	0.0	0.0	0.0	
3 to 5 times	0.0	0.0	0.0	0.0	
6 to 9 times	0.0	0.0	0.0	0.0	
10 to 19 times	0.0	0.0	0.0	0.0	
20 to 29 times	0.0	0.0	0.0	0.0	
30 to 39 times	0.0	0.0	0.0	0.0	
40+ times	0.0	0.0	0.0	0.0	
N of Valid	44	43	22	109	
N of Miss	0	0	0	0	

Table 100: Are you currently on probation, or assigned a probation officer with Juvenile Court?



Response	6	8	10	Total	
No	100.0	97.4	100.0	98.9	
Yes	0.0	2.6	0.0	1.1	
N of Valid	38	38	19	95	
N of Miss	6	5	3	14	

Table 101: Have you ever belonged to a gang?





Response	6	8	10	Total	
No	95.5	90.7	90.9	92.7	
No, but would like to	2.3	2.3	0.0	1.8	
Yes, in the past	2.3	2.3	4.5	2.8	
Yes, belong now	0.0	4.7	4.5	2.8	
Yes, but would like to get out	0.0	0.0	0.0	0.0	
N of Valid	44	43	22	109	
N of Miss	0	0	0	0	

Table 102: If you have ever belonged to a gang, did that gang have a name?




Response	6	8	10	Total	
No	20.5	16.3	4.8	15.7	
Yes	2.3	4.7	9.5	4.6	
I have never belonged to a gang	77.3	79.1	85.7	79.6	
N of Valid	44	43	21	108	
N of Miss	0	0	1	1	

Table 103: How many times have you done the following things? done what feels good no matter what.







Response	6	8	10	Total	
Never	43.2	32.6	28.6	36.1	
I've done it, but not in the past year	11.4	18.6	14.3	14.8	
Less than once a month	6.8	11.6	9.5	9.3	
About once a month	4.5	9.3	4.8	6.5	
2 or 3 times a month	13.6	16.3	14.3	14.8	
Once a week or more	20.5	11.6	28.6	18.5	
N of Valid	44	43	21	108	
N of Miss	0	0	1	1	

Table 104: How many times have you done the following things? done something dangerous because someone dared you to do it.







Response	6	8	10	Total	
Never	77.3	44.2	50.0	58.7	
I've done it, but not in the past year	13.6	25.6	27.3	21.1	
Less than once a month	2.3	16.3	9.1	9.2	
About once a month	0.0	4.7	0.0	1.8	
2 or 3 times a month	4.5	4.7	9.1	5.5	
Once a week or more	2.3	4.7	4.5	3.7	
N of Valid	44	43	22	109	
N of Miss	0	0	0	0	

Table 105: How many times have you done the following things? done crazy things even if they are a little dangerous.







Response	6	8	10	Total	
Never	54.5	34.9	31.8	42.2	
I've done it, but not in the past year	20.5	14.0	31.8	20.2	
Less than once a month	11.4	14.0	13.6	12.8	
About once a month	6.8	20.9	4.5	11.9	
2 or 3 times a month	2.3	7.0	0.0	3.7	
Once a week or more	4.5	9.3	18.2	9.2	
N of Valid	44	43	22	109	
N of Miss	0	0	0	0	

Table 106: You're looking at CD's in a music store with a friend. You look up and see her slip a CD under her coat. She smiles and says 'Which one do you want? Go ahead, take it while nobody's around.' There is nobody in sight, no employees and no other customers. What would you do now?





Response	6	8	10	Total	
Ignore her	4.5	14.0	9.1	9.2	
Grab a CD and leave the store	0.0	7.0	13.6	5.5	
Tell her to put the CD back	68.2	48.8	36.4	54.1	
Act like it is a joke, and ask her to put the CD back	27.3	30.2	40.9	31.2	
N of Valid	44	43	22	109	
N of Miss	0	0	0	0	

Table 107: You are visiting another part of town, and you don't know any of the people your age there. You are walking down the street, and some teenager you don't know is walking toward you. He is about your size, and as he is about to pass you, he deliberately bumps into you and you almost lose your balance. What would you say or do?





Response	6	8	10	Total	
Push the person back	22.7	18.6	18.2	20.2	
Say 'Excuse me' and keep on walking	59.1	39.5	59.1	51.4	
Say 'Watch where you are going' and keep on walking	6.8	27.9	18.2	17.4	
Swear at the person and walk away	11.4	14.0	4.5	11.0	
N of Valid	44	43	22	109	
N of Miss	0	0	0	0	

Table 108: You are at a party at someone's house, and one of your friends offers you a drink containing alcohol. What would you say or do?





Response	6	8	10	Total	
Drink it	6.8	39.5	36.4	25.7	
Tell your friend, 'No thanks, I don't drink' and suggest that you and your friend go and do something else	40.9	25.6	31.8	33.0	
Just say, 'No thanks' and walk away	36.4	25.6	22.7	29.4	
Make up a good excuse, tell your friend you had something else to do, and leave	15.9	9.3	9.1	11.9	
N of Valid	44	43	22	109	
N of Miss	0	0	0	0	

Table 109: It's 8:00 on a weeknight and you are about to go over to a friend's home when your mother asks you where you are going. You say 'Oh, just going to go hang out with some friends.' She says, 'No, you'll just get into trouble if you go out. Stay home tonight.' What would you do now?





Response	6	8	10	Total	
Leave the house anyway	4.5	9.8	9.1	7.5	
Explain what you are going to do with your friends, tell her when you will get home, and ask if you can go out	45.5	65.9	81.8	60.7	
Not say anything and start watching TV	43.2	7.3	4.5	21.5	
Get into an argument with her	6.8	17.1	4.5	10.3	
N of Valid	44	41	22	107	
N of Miss	0	2	0	2	

Table 110: How often do you attend religious services or activities?





Response	6	8	10	Total	
Never	4.5	2.3	13.6	5.5	
Rarely	9.1	14.0	22.7	13.8	
1-2 Times a Month	4.5	20.9	13.6	12.8	
About Once a Week or More	81.8	62.8	50.0	67.9	
N of Valid	44	43	22	109	
N of Miss	0	0	0	0	

Table 111: I do the opposite of what people tell me, just to get them mad.





Response	6	8	10	Total	
Very False	56.8	30.2	40.9	43.1	
Somewhat False	20.5	37.2	27.3	28.4	
Somewhat True	22.7	27.9	31.8	26.6	
Very True	0.0	4.7	0.0	1.8	
N of Valid	44	43	22	109	
N of Miss	0	0	0	0	

Table 112: I like to see how much I can get away with.





Response	6	8	10	Total	
Very False	67.4	39.5	36.4	50.0	
Somewhat False	18.6	16.3	36.4	21.3	
Somewhat True	7.0	32.6	18.2	19.4	
Very True	7.0	11.6	9.1	9.3	
N of Valid	43	43	22	108	
N of Miss	1	0	0	1	

Table 113: I ignore rules that get in my way.





Response	6	8	10	Total	
Very False	67.4	41.9	50.0	53.7	
Somewhat False	11.6	25.6	27.3	20.4	
Somewhat True	16.3	27.9	13.6	20.4	
Very True	4.7	4.7	9.1	5.6	
N of Valid	43	43	22	108	
N of Miss	1	0	0	1	

Table 114: I think sometimes it's okay to cheat at school.





Response	6	8	10	Total	
NO!	52.3	18.6	13.6	31.2	
no	40.9	34.9	50.0	40.4	
yes	4.5	34.9	22.7	20.2	
YES!	2.3	11.6	13.6	8.3	
N of Valid	44	43	22	109	
N of Miss	0	0	0	0	

Table 115: It is important to think before you act.





Response	6	8	10	Total	
NO!	0.0	4.7	0.0	1.8	
no	2.3	7.0	13.6	6.4	
yes	36.4	53.5	31.8	42.2	
YES!	61.4	34.9	54.5	49.5	
N of Valid	44	43	22	109	
N of Miss	0	0	0	0	

Table 116: Sometimes I think that life is not worth it.





Response	6	8	10	Total	
NO!	59.1	47.6	59.1	54.6	
no	22.7	21.4	27.3	23.1	
yes	6.8	26.2	0.0	13.0	
YES!	11.4	4.8	13.6	9.3	
N of Valid	44	42	22	108	
N of Miss	0	1	0	1	



Table 117: At times I think I am no good at all.


Response	6	8	10	Total	
NO!	41.9	31.0	27.3	34.6	
no	27.9	33.3	31.8	30.8	
yes	23.3	26.2	22.7	24.3	
YES!	7.0	9.5	18.2	10.3	
N of Valid	43	42	22	107	
N of Miss	1	1	0	2	

Table 118: All in all, I am inclined to think that I am a failure.


Response	6	8	10	Total	
NO!	54.5	52.4	45.5	51.9	
no	29.5	31.0	36.4	31.5	
yes	9.1	11.9	9.1	10.2	
YES!	6.8	4.8	9.1	6.5	
N of Valid	44	42	22	108	
N of Miss	0	1	0	1	

Table 119: In the past year, have you felt depressed or sad MOST days, even if you felt okay sometimes?


Response	6	8	10	Total	
NO!	22.7	35.7	31.8	29.6	
no	29.5	21.4	31.8	26.9	
yes	31.8	23.8	18.2	25.9	
YES!	15.9	19.0	18.2	17.6	
N of Valid	44	42	22	108	
N of Miss	0	1	0	1	

Table 120: It is all right to beat up people if they start the fight.





Response	6	8	10	Total	
NO!	31.8	19.0	22.7	25.0	
no	34.1	9.5	36.4	25.0	
yes	20.5	31.0	18.2	24.1	
YES!	13.6	40.5	22.7	25.9	
N of Valid	44	42	22	108	
N of Miss	0	1	0	1	

Table 121: I think it is okay to take something without asking if you can get away with it.





Response	6	8	10	Total	
NO!	79.5	48.8	45.5	60.7	
no	15.9	36.6	40.9	29.0	
yes	4.5	9.8	9.1	7.5	
YES!	0.0	4.9	4.5	2.8	
N of Valid	44	41	22	107	
N of Miss	0	1	0	1	

Table 122: Sometimes we don't know what we will do as adults, but we may have an idea. Please answer how true these statements may be for you. WHEN I AM AN ADULT I WILL: smoke cigarettes.





Response	6	8	10	Total	
NO!	77.3	64.3	40.9	64.8	
no	15.9	26.2	45.5	25.9	
yes	6.8	2.4	9.1	5.6	
YES!	0.0	7.1	4.5	3.7	
N of Valid	44	42	22	108	
N of Miss	0	1	0	1	

Table 123: Sometimes we don't know what we will do as adults, but we may have an idea. Please answer how true these statements may be for you. WHEN I AM AN ADULT I WILL: drink beer, wine, or liquor.





Response	6	8	10	Total	
NO!	59.1	21.4	18.2	36.1	
no	25.0	16.7	22.7	21.3	
yes	11.4	40.5	45.5	29.6	
YES!	4.5	21.4	13.6	13.0	
N of Valid	44	42	22	108	
N of Miss	0	1	0	1	

Table 124: Sometimes we don't know what we will do as adults, but we may have an idea. Please answer how true these statements may be for you. WHEN I AM AN ADULT I WILL: smoke marijuana.





Response	6	8	10	Total	
NO!	90.9	78.0	50.0	77.6	
no	9.1	14.6	36.4	16.8	
yes	0.0	4.9	9.1	3.7	
YES!	0.0	2.4	4.5	1.9	
N of Valid	44	41	22	107	
N of Miss	0	1	0	1	

Table 125: Sometimes we don't know what we will do as adults, but we may have an idea. Please answer how true these statements may be for you. WHEN I AM AN ADULT I WILL: use LSD, cocaine, amphetamines or another illegal drug.




Response	6	8	10	Total	
NO!	90.9	90.5	63.6	85.2	
no	9.1	7.1	36.4	13.9	
yes	0.0	0.0	0.0	0.0	
YES!	0.0	2.4	0.0	0.9	
N of Valid	44	42	22	108	
N of Miss	0	1	0	1	

Table 126: How much do you think people risk harming themselves (physically or in other ways) if they: smoked one or more packs of cigarettes per day?


Response	6	8	10	Total	
No risk	7.0	9.8	4.5	7.5	
Slight risk	4.7	7.3	4.5	5.7	
Moderate risk	14.0	14.6	40.9	19.8	
Great risk	74.4	68.3	50.0	67.0	
N of Valid	43	41	22	106	
N of Miss	1	2	0	3	

Table 127: How much do you think people risk harming themselves (physically or in other ways) if they: try marijuana once or twice?


Response	6	8	10	Total	
No risk	7.0	17.1	27.3	15.1	
Slight risk	27.9	17.1	27.3	23.6	
Moderate risk	16.3	24.4	31.8	22.6	
Great risk	48.8	41.5	13.6	38.7	
N of Valid	43	41	22	106	
N of Miss	1	2	0	3	

Table 128: How much do you think people risk harming themselves (physically or in other ways) if they: smoke marijuana regularly?


Response	6	8	10	Total	
No risk	7.3	12.2	13.6	10.6	
Slight risk	2.4	7.3	13.6	6.7	
Moderate risk	7.3	9.8	27.3	12.5	
Great risk	82.9	70.7	45.5	70.2	
N of Valid	41	41	22	104	
N of Miss	2	2	0	4	

Table 129: How much do you think people risk harming themselves (physically or in other ways) if they: take one or two drinks of an alcoholic beverage (beer, wine, liquor) nearly every day?


Response	6	8	10	Total	
No risk	9.5	19.5	4.5	12.4	
Slight risk	19.0	29.3	50.0	29.5	
Moderate risk	38.1	29.3	36.4	34.3	
Great risk	33.3	22.0	9.1	23.8	
N of Valid	42	41	22	105	
N of Miss	2	2	0	4	

Table 130: How much do you think people risk harming themselves (physically or in other ways) if they: have five or more drinks once or twice each weekend?


Response	6	8	10	Total	
No risk	9.3	17.1	9.1	12.3	
Slight risk	11.6	12.2	18.2	13.2	
Moderate risk	25.6	31.7	50.0	33.0	
Great risk	53.5	39.0	22.7	41.5	
N of Valid	43	41	22	106	
N of Miss	1	2	0	3	

Table 131: Have you ever used smokeless tobacco (chew, snuff, plug, dipping tobacco, or chewing tobacco)?






Response	6	8	10	Total	
Never	95.3	61.9	77.3	78.5	
Once or Twice	2.3	14.3	4.5	7.5	
Once in a while but not regularly	2.3	14.3	0.0	6.5	
Regularly in the past	0.0	2.4	0.0	0.9	
Regularly now	0.0	7.1	18.2	6.5	
N of Valid	43	42	22	107	
N of Miss	1	1	0	2	

Table 132: How often have you taken smokeless tobacco during the past 30 days?


Response	6	8	10	Total	
Not at all	97.7	83.3	81.8	88.8	
Once or twice	2.3	7.1	0.0	3.7	
Once or twice per week	0.0	2.4	4.5	1.9	
Three to five times per week	0.0	2.4	0.0	0.9	
About once a day	0.0	2.4	0.0	0.9	
More than once a day	0.0	2.4	13.6	3.7	
N of Valid	43	42	22	107	
N of Miss	1	1	0	2	

Table 133: Have you ever smoked cigarettes?


Response	6	8	10	Total	
Never	83.7	73.8	54.5	73.8	
Once or Twice	7.0	14.3	4.5	9.3	
Once in a while but not regularly	7.0	7.1	27.3	11.2	
Regularly in the past	2.3	0.0	4.5	1.9	
Regularly now	0.0	4.8	9.1	3.7	
N of Valid	43	42	22	107	
N of Miss	1	1	0	2	

Table 134: How frequently have you smoked cigarettes during the past 30 days?


Response	6	8	10	Total	
Not at all	93.0	82.9	72.7	84.9	
Less than one cigarette per day	7.0	12.2	18.2	11.3	
One to five cigarettes per day	0.0	4.9	0.0	1.9	
About one-half pack per day	0.0	0.0	4.5	0.9	
About one pack per day	0.0	0.0	0.0	0.0	
About one and one-half packs per day	0.0	0.0	0.0	0.0	
Two packs or more per day	0.0	0.0	4.5	0.9	
N of Valid	43	41	22	106	
N of Miss	1	2	0	3	

Table 135: Which statement best describes rules about smoking inside your home?






Response	6	8	10	Total	
Smoking is not allowed anywhere inside your home	74.4	64.3	54.5	66.4	
Smoking is allowed in some places and at some times	4.7	2.4	4.5	3.7	
Smoking is allowed anywhere inside the home	7.0	9.5	18.2	10.3	
There are no rules about smoking inside the home	4.7	4.8	13.6	6.5	
I don't know	9.3	19.0	9.1	13.1	
N of Valid	43	42	22	107	
N of Miss	1	1	0	2	

Table 136: Which statement best describes rules about smoking in your family cars?






Response	6	8	10	Total	
Smoking is never allowed in any car	55.8	57.1	40.9	53.3	
Smoking is allowed sometimes or in some cars	18.6	19.0	9.1	16.8	
Smoking is allowed in any car anytime	7.0	7.1	22.7	10.3	
There are no rules about smoking in the car	16.3	4.8	18.2	12.1	
We do not have a family car	0.0	0.0	0.0	0.0	
I don't know	2.3	11.9	9.1	7.5	
N of Valid	43	42	22	107	
N of Miss	1	1	0	2	

Table 137: During this school year, were you taught in any of your classes about the dangers of tobacco use?

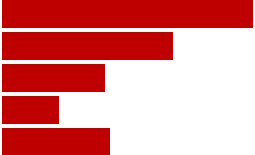
Response	6	8	10	Total	
Strongly agree	62.8	26.8	13.6	38.7	
Agree	18.6	29.3	31.8	25.5	
Disagree	7.0	12.2	31.8	14.2	
Strongly disagree	0.0	12.2	9.1	6.6	
I don't know	11.6	19.5	13.6	15.1	
N of Valid	43	41	22	106	
N of Miss	1	2	0	3	

Table 138: During the past 12 months, have you participated in any community activities to discourage people your age from using cigarettes, chewing tobacco, snuff, dip or cigars?


Response	6	8	10	Total	
Strongly agree	44.2	17.1	9.1	26.4	
Agree	30.2	12.2	9.1	18.9	
Disagree	7.0	9.8	31.8	13.2	
Strongly disagree	7.0	29.3	27.3	19.8	
I don't know	11.6	31.7	22.7	21.7	
N of Valid	43	41	22	106	
N of Miss	1	2	0	3	

Table 139: On how many occasions have you had alcoholic beverages (beer, wine or hard liquor) to drink in your lifetime - more than just a few sips?


Response	6	8	10	Total	
0	81.8	50.0	40.9	61.1	
1-2	9.1	4.8	18.2	9.3	
3-5	6.8	14.3	9.1	10.2	
6-9	0.0	9.5	13.6	6.5	
10-19	2.3	2.4	0.0	1.9	
20-39	0.0	9.5	4.5	4.6	
40+	0.0	9.5	13.6	6.5	
N of Valid	44	42	22	108	
N of Miss	0	1	0	1	



Table 140: On how many occasions have you had beer, wine or hard liquor to drink during the past 30 days?


Response	6	8	10	Total	
0	93.2	68.3	72.7	79.4	
1-2	6.8	19.5	9.1	12.1	
3-5	0.0	4.9	0.0	1.9	
6-9	0.0	2.4	9.1	2.8	
10-19	0.0	2.4	4.5	1.9	
20-39	0.0	0.0	0.0	0.0	
40+	0.0	2.4	4.5	1.9	
N of Valid	44	41	22	107	
N of Miss	0	2	0	2	

Table 141: On how many occasions have you used marijuana (grass, pot) or hashish (hash, hash oil) in your lifetime?


Response	6	8	10	Total	
0	97.7	92.9	68.2	89.8	
1-2	2.3	0.0	13.6	3.7	
3-5	0.0	2.4	4.5	1.9	
6-9	0.0	0.0	0.0	0.0	
10-19	0.0	0.0	0.0	0.0	
20-39	0.0	0.0	4.5	0.9	
40+	0.0	4.8	9.1	3.7	
N of Valid	44	42	22	108	
N of Miss	0	1	0	1	

Table 142: On how many occasions have you used marijuana (grass, pot) or hashish (hash, hash oil) during the past 30 days?


Response	6	8	10	Total	
0	100.0	95.2	85.7	95.3	
1-2	0.0	2.4	9.5	2.8	
3-5	0.0	0.0	0.0	0.0	
6-9	0.0	0.0	4.8	0.9	
10-19	0.0	0.0	0.0	0.0	
20-39	0.0	2.4	0.0	0.9	
40+	0.0	0.0	0.0	0.0	
N of Valid	44	42	21	107	
N of Miss	0	1	1	1	

Table 143: On how many occasions have you used LSD or other psychedelics in your lifetime?


Response	6	8	10	Total	
0	100.0	100.0	95.5	99.1	
1-2	0.0	0.0	4.5	0.9	
3-5	0.0	0.0	0.0	0.0	
6-9	0.0	0.0	0.0	0.0	
10-19	0.0	0.0	0.0	0.0	
20-39	0.0	0.0	0.0	0.0	
40+	0.0	0.0	0.0	0.0	
N of Valid	44	41	22	107	
N of Miss	0	1	0	1	

Table 144: On how many occasions have you used LSD or other psychedelics during the past 30 days?


Response	6	8	10	Total	
0	100.0	100.0	95.5	99.1	
1-2	0.0	0.0	4.5	0.9	
3-5	0.0	0.0	0.0	0.0	
6-9	0.0	0.0	0.0	0.0	
10-19	0.0	0.0	0.0	0.0	
20-39	0.0	0.0	0.0	0.0	
40+	0.0	0.0	0.0	0.0	
N of Valid	44	42	22	108	
N of Miss	0	1	0	1	

Table 145: On how many occasions have you used cocaine or crack in your lifetime?


Response	6	8	10	Total	
0	100.0	100.0	95.5	99.1	
1-2	0.0	0.0	0.0	0.0	
3-5	0.0	0.0	0.0	0.0	
6-9	0.0	0.0	0.0	0.0	
10-19	0.0	0.0	0.0	0.0	
20-39	0.0	0.0	0.0	0.0	
40+	0.0	0.0	4.5	0.9	
N of Valid	44	42	22	108	
N of Miss	0	1	0	1	

Table 146: On how many occasions have you used cocaine or crack during the past 30 days?



Response	6	8	10	Total	
0	100.0	100.0	95.2	99.1	
1-2	0.0	0.0	0.0	0.0	
3-5	0.0	0.0	0.0	0.0	
6-9	0.0	0.0	0.0	0.0	
10-19	0.0	0.0	0.0	0.0	
20-39	0.0	0.0	0.0	0.0	
40+	0.0	0.0	4.8	0.9	
N of Valid	44	42	21	107	
N of Miss	0	1	1	2	

Table 147: On how many occasions have you sniffed glue, breathed the contents of an aerosol spray can, or inhaled other gases or sprays, in order to get high in your lifetime?






Response	6	8	10	Total	
0	100.0	85.7	81.8	90.7	
1-2	0.0	11.9	4.5	5.6	
3-5	0.0	2.4	0.0	0.9	
6-9	0.0	0.0	9.1	1.9	
10-19	0.0	0.0	0.0	0.0	
20-39	0.0	0.0	4.5	0.9	
40+	0.0	0.0	0.0	0.0	
N of Valid	44	42	22	108	
N of Miss	0	1	0	1	

Table 148: On how many occasions have you sniffed glue, breathed the contents of an aerosol spray can, or inhaled other gases or sprays, in order to get high during the past 30 days?




Response	6	8	10	Total	
0	100.0	97.6	86.4	96.3	
1-2	0.0	2.4	9.1	2.8	
3-5	0.0	0.0	0.0	0.0	
6-9	0.0	0.0	4.5	0.9	
10-19	0.0	0.0	0.0	0.0	
20-39	0.0	0.0	0.0	0.0	
40+	0.0	0.0	0.0	0.0	
N of Valid	44	42	22	108	
N of Miss	0	1	0	1	

Table 149: On how many occasions have you used phenoxydine (pox, px, breeze) in your lifetime?


Response	6	8	10	Total	
0	100.0	100.0	100.0	100.0	
1-2	0.0	0.0	0.0	0.0	
3-5	0.0	0.0	0.0	0.0	
6-9	0.0	0.0	0.0	0.0	
10-19	0.0	0.0	0.0	0.0	
20-39	0.0	0.0	0.0	0.0	
40+	0.0	0.0	0.0	0.0	
N of Valid	44	42	21	107	
N of Miss	0	1	1	2	

Table 150: On how many occasions have you used phenoxydine (pox, px, breeze) during the past 30 days?


Response	6	8	10	Total	
0	100.0	100.0	100.0	100.0	
1-2	0.0	0.0	0.0	0.0	
3-5	0.0	0.0	0.0	0.0	
6-9	0.0	0.0	0.0	0.0	
10-19	0.0	0.0	0.0	0.0	
20-39	0.0	0.0	0.0	0.0	
40+	0.0	0.0	0.0	0.0	
N of Valid	43	42	22	107	
N of Miss	1	1	0	2	

Table 151: On how many occasions have you used sedatives (tranquilizers, such as Valium or Xanax, barbiturates, or sleeping pills) without a doctor telling you to take them, in your lifetime?








Response	6	8	10	Total	
0	93.2	88.1	86.4	89.8	
1-2	4.5	2.4	0.0	2.8	
3-5	0.0	2.4	4.5	1.9	
6-9	0.0	4.8	4.5	2.8	
10-19	0.0	2.4	0.0	0.9	
20-39	2.3	0.0	0.0	0.9	
40+	0.0	0.0	4.5	0.9	
N of Valid	44	42	22	108	
N of Miss	0	1	0	1	

Table 152: On how many occasions have you used sedatives (tranquilizers, such as Valium or Xanax, barbiturates, or sleeping pills) without a doctor telling you to take them, during the past 30 days?





Response	6	8	10	Total	
0	97.7	88.1	90.9	92.6	
1-2	0.0	4.8	0.0	1.9	
3-5	2.3	7.1	0.0	3.7	
6-9	0.0	0.0	9.1	1.9	
10-19	0.0	0.0	0.0	0.0	
20-39	0.0	0.0	0.0	0.0	
40+	0.0	0.0	0.0	0.0	
N of Valid	44	42	22	108	
N of Miss	0	1	0	1	

Table 153: On how many occasions have you used methamphetamines (meth, speed, crank, crystal meth) in your lifetime?



Response	6	8	10	Total	
0	100.0	97.6	100.0	99.1	
1-2	0.0	0.0	0.0	0.0	
3-5	0.0	2.4	0.0	0.9	
6-9	0.0	0.0	0.0	0.0	
10-19	0.0	0.0	0.0	0.0	
20-39	0.0	0.0	0.0	0.0	
40+	0.0	0.0	0.0	0.0	
N of Valid	44	42	22	108	
N of Miss	0	1	0	1	

Table 154: On how many occasions have you used methamphetamines (meth, speed, crank, crystal meth) in the past 30 days?



Response	6	8	10	Total	
0	100.0	97.6	100.0	99.1	
1-2	0.0	0.0	0.0	0.0	
3-5	0.0	2.4	0.0	0.9	
6-9	0.0	0.0	0.0	0.0	
10-19	0.0	0.0	0.0	0.0	
20-39	0.0	0.0	0.0	0.0	
40+	0.0	0.0	0.0	0.0	
N of Valid	44	42	22	108	
N of Miss	0	1	0	1	

Table 155: On how many occasions have you used stimulants, other than Methamphetamines (such as amphetamines, Ritalin or Dexedrine) without a doctor telling you to take them, in your lifetime?



Response	6	8	10	Total	
0	100.0	100.0	95.5	99.1	
1-2	0.0	0.0	0.0	0.0	
3-5	0.0	0.0	0.0	0.0	
6-9	0.0	0.0	0.0	0.0	
10-19	0.0	0.0	0.0	0.0	
20-39	0.0	0.0	0.0	0.0	
40+	0.0	0.0	4.5	0.9	
N of Valid	44	42	22	108	
N of Miss	0	1	0	1	

Table 156: On how many occasions have you used stimulants, other than Methamphetamines (such as amphetamines, Ritalin or Dexedrine) without a doctor telling you to take them, during the past 30 days?



Response	6	8	10	Total	
0	100.0	100.0	95.5	99.1	
1-2	0.0	0.0	0.0	0.0	
3-5	0.0	0.0	0.0	0.0	
6-9	0.0	0.0	0.0	0.0	
10-19	0.0	0.0	0.0	0.0	
20-39	0.0	0.0	4.5	0.9	
40+	0.0	0.0	0.0	0.0	
N of Valid	44	42	22	108	
N of Miss	0	1	0	1	

Table 157: On how many occasions have you used heroin or other opiates in your lifetime?



Response	6	8	10	Total	
0	100.0	100.0	95.5	99.1	
1-2	0.0	0.0	0.0	0.0	
3-5	0.0	0.0	0.0	0.0	
6-9	0.0	0.0	4.5	0.9	
10-19	0.0	0.0	0.0	0.0	
20-39	0.0	0.0	0.0	0.0	
40+	0.0	0.0	0.0	0.0	
N of Valid	43	42	22	107	
N of Miss	1	1	0	2	



Table 158: On how many occasions have you used heroin or other opiates during the past 30 days?


Response	6	8	10	Total	
0	100.0	100.0	95.5	99.1	
1-2	0.0	0.0	4.5	0.9	
3-5	0.0	0.0	0.0	0.0	
6-9	0.0	0.0	0.0	0.0	
10-19	0.0	0.0	0.0	0.0	
20-39	0.0	0.0	0.0	0.0	
40+	0.0	0.0	0.0	0.0	
N of Valid	44	42	22	108	
N of Miss	0	1	0	1	

Table 159: On how many occasions have you used MDMA ('X', 'E', or ecstasy) in your lifetime?


Response	6	8	10	Total	
0	100.0	100.0	90.9	98.1	
1-2	0.0	0.0	4.5	0.9	
3-5	0.0	0.0	0.0	0.0	
6-9	0.0	0.0	0.0	0.0	
10-19	0.0	0.0	0.0	0.0	
20-39	0.0	0.0	0.0	0.0	
40+	0.0	0.0	4.5	0.9	
N of Valid	44	41	22	107	
N of Miss	0	2	0	2	

Table 160: On how many occasions have you used MDMA ('X', 'E', or ecstasy) during the past 30 days?


Response	6	8	10	Total	
0	100.0	97.6	95.5	98.1	
1-2	0.0	2.4	0.0	0.9	
3-5	0.0	0.0	0.0	0.0	
6-9	0.0	0.0	0.0	0.0	
10-19	0.0	0.0	4.5	0.9	
20-39	0.0	0.0	0.0	0.0	
40+	0.0	0.0	0.0	0.0	
N of Valid	44	42	22	108	
N of Miss	0	1	0	1	

Table 161: On how many occasions have you taken prescription drugs (such as Valium, Xanax, Ritalin, Adderall, OxyContin, Darvocet, or sleeping pills) on your own-that is, without a doctor telling you to take them in your lifetime?







Response	6	8	10	Total	
0	97.7	90.5	68.2	88.9	
1-2	2.3	4.8	18.2	6.5	
3-5	0.0	2.4	4.5	1.9	
6-9	0.0	2.4	0.0	0.9	
10-19	0.0	0.0	4.5	0.9	
20-39	0.0	0.0	0.0	0.0	
40+	0.0	0.0	4.5	0.9	
N of Valid	44	42	22	108	
N of Miss	0	1	0	1	

Table 162: On how many occasions have you taken prescription drugs (such as Valium, Xanax, Ritalin, Adderall, OxyContin, Darvocet, or sleeping pills) on your own-that is, without a doctor telling you to take them during the past 30 days?





Response	6	8	10	Total	
0	97.7	95.2	81.8	93.5	
1-2	2.3	4.8	9.1	4.6	
3-5	0.0	0.0	0.0	0.0	
6-9	0.0	0.0	4.5	0.9	
10-19	0.0	0.0	4.5	0.9	
20-39	0.0	0.0	0.0	0.0	
40+	0.0	0.0	0.0	0.0	
N of Valid	44	42	22	108	
N of Miss	0	1	0	1	

Table 163: On how many occasions have you taken non-prescription medicines such as diet pills (for example, Dietac, Dexatrim or Prolamine), stay-awake pills (for example No-Doz, Vivarin, or Wake), or cough or cold medicines (robos, DXM, etc.) to get high in your lifetime?






Response	6	8	10	Total	
0	97.7	95.2	86.4	94.4	
1-2	0.0	0.0	9.1	1.9	
3-5	0.0	2.4	0.0	0.9	
6-9	0.0	2.4	0.0	0.9	
10-19	0.0	0.0	0.0	0.0	
20-39	0.0	0.0	0.0	0.0	
40+	2.3	0.0	4.5	1.9	
N of Valid	44	42	22	108	
N of Miss	0	1	0	1	

Table 164: On how many occasions have you taken non-prescription medicines such as diet pills (for example, Dietac, Dexatrim or Prolamine), stay-awake pills (for example No-Doz, Vivarin, or Wake), or cough or cold medicines (robos, DXM, etc.) to get high during the past 30 days?





Response	6	8	10	Total	
0	100.0	92.9	90.9	95.4	
1-2	0.0	2.4	4.5	1.9	
3-5	0.0	4.8	0.0	1.9	
6-9	0.0	0.0	0.0	0.0	
10-19	0.0	0.0	0.0	0.0	
20-39	0.0	0.0	0.0	0.0	
40+	0.0	0.0	4.5	0.9	
N of Valid	44	42	22	108	
N of Miss	0	1	0	1	

Table 165: On how many occasions have you been drunk or very high from drinking alcoholic beverages during the past 30 days?






Response	6	8	10	Total	
0	97.7	88.1	76.2	89.7	
1-2	2.3	7.1	9.5	5.6	
3-5	0.0	2.4	0.0	0.9	
6-9	0.0	2.4	9.5	2.8	
10-19	0.0	0.0	0.0	0.0	
20-39	0.0	0.0	0.0	0.0	
40+	0.0	0.0	4.8	0.9	
N of Valid	44	42	21	107	
N of Miss	0	1	1	2	

Table 166: On how many occasions have you drunk flavored alcoholic beverages, sometimes called 'alcopops' (like Mike's Hard Lemonade, Smirnoff Ice, Bacardi Breezers, etc.) in your lifetime?







Response	6	8	10	Total	
0	86.4	54.8	54.5	67.6	
1-2	9.1	21.4	9.1	13.9	
3-5	4.5	14.3	9.1	9.3	
6-9	0.0	4.8	18.2	5.6	
10-19	0.0	0.0	0.0	0.0	
20-39	0.0	2.4	0.0	0.9	
40+	0.0	2.4	9.1	2.8	
N of Valid	44	42	22	108	
N of Miss	0	1	0	1	

Table 167: On how many occasions have you drunk flavored alcoholic beverages, sometimes called 'alcopops' (like Mike's Hard Lemonade, Smirnoff Ice, Bacardi Breezers, etc.) during the past 30 days?






Response	6	8	10	Total	
0	93.2	81.0	77.3	85.2	
1-2	4.5	14.3	4.5	8.3	
3-5	0.0	0.0	9.1	1.9	
6-9	2.3	4.8	4.5	3.7	
10-19	0.0	0.0	0.0	0.0	
20-39	0.0	0.0	0.0	0.0	
40+	0.0	0.0	4.5	0.9	
N of Valid	44	42	22	108	
N of Miss	0	1	0	1	

Table 168: Think back over the last two weeks. How many times have you had five or more alcoholic drinks in a row?






Response	6	8	10	Total	
None	93.2	87.8	81.0	88.7	
Once	0.0	4.9	4.8	2.8	
Twice	4.5	2.4	9.5	4.7	
3-5 times	2.3	2.4	0.0	1.9	
6-9 times	0.0	0.0	0.0	0.0	
10 or more times	0.0	2.4	4.8	1.9	
N of Valid	44	41	21	106	
N of Miss	0	2	1	3	

Table 169: During the past 30 days, how many times did you ride in a car or other vehicle driven by someone who had been drinking alcohol?






Response	6	8	10	Total	
0 times	79.5	70.7	76.2	75.5	
1 time	9.1	4.9	14.3	8.5	
2 or 3 times	4.5	9.8	4.8	6.6	
4 or 5 times	2.3	2.4	0.0	1.9	
6 or more times	4.5	12.2	4.8	7.5	
N of Valid	44	41	21	106	
N of Miss	0	2	1	3	

Table 170: During the past 30 days, how many times did you drive a car or other vehicle when you had been drinking alcohol?






Response	6	8	10	Total	
I did not drive a car in the past 30 days	37.2	42.5	23.8	36.5	
0 times	62.8	50.0	71.4	59.6	
1 time	0.0	5.0	0.0	1.9	
2 or 3 times	0.0	2.5	0.0	1.0	
4 or 5 times	0.0	0.0	0.0	0.0	
6 or more times	0.0	0.0	4.8	1.0	
N of Valid	43	40	21	104	
N of Miss	1	2	1	3	

Table 171: If you drank alcohol (not just a sip or taste) in the past year, how did you usually get it?











Response	6	8	10	Total	
I did not drink alcohol in the past year	88.4	55.0	60.0	69.9	
I bought it myself with a fake ID	0.0	0.0	5.0	1.0	
I bought it myself without a fake ID	0.0	0.0	0.0	0.0	
I got it from someone I know age 21 or older	0.0	17.5	10.0	8.7	
I got it from someone I know under age 21	2.3	2.5	5.0	2.9	
I got it from my brother or sister	2.3	2.5	0.0	1.9	
I got it from home with my parents' permission	2.3	7.5	0.0	3.9	
I got it from home without my parents' permission	0.0	0.0	5.0	1.0	
I got it from another relative	2.3	2.5	5.0	2.9	
A stranger bought it for me	0.0	5.0	0.0	1.9	
I took it from a store or shop	0.0	0.0	0.0	0.0	
Other	2.3	7.5	10.0	5.8	
N of Valid	43	40	20	103	
N of Miss	1	2	1	3	

Table 172: If you drank alcohol (not just a sip or taste) in the past year, where did you usually drink it?

Response	6	8	10	Total	
I did not drink alcohol in the past year	90.9	56.4	60.0	71.8	
at my home	2.3	7.7	5.0	4.9	
at someone else's home	2.3	25.6	30.0	16.5	
at an open area like a park, beach, field, back road, woods, or a street corner	2.3	10.3	5.0	5.8	
at a sporting event or concert	0.0	0.0	0.0	0.0	
at a restaurant, bar, or a nightclub	2.3	0.0	0.0	1.0	
at an empty building or a construction site	0.0	0.0	0.0	0.0	
at a hotel/motel	0.0	0.0	0.0	0.0	
in a car	0.0	0.0	0.0	0.0	
at school	0.0	0.0	0.0	0.0	
N of Valid	44	39	20	103	
N of Miss	0	2	1	3	

Table 173: During the last month, about how many marijuana cigarettes, or the equivalent, did you smoke a day, on the average?

Response	6	8	10	Total	
None	95.5	85.4	85.7	89.6	
Less than 1 a day	4.5	7.3	4.8	5.7	
1 a day	0.0	2.4	4.8	1.9	
2-3 a day	0.0	0.0	0.0	0.0	
4-6 a day	0.0	2.4	0.0	0.9	
7-10 a day	0.0	0.0	0.0	0.0	
11 or more a day	0.0	2.4	4.8	1.9	
N of Valid	44	41	21	106	
N of Miss	0	2	1	3	

Table 174: How wrong would most adults (over 21) in your neighborhood think it is for kids your age: to use marijuana?





Response	6	8	10	Total	
Very wrong	90.9	82.9	71.4	84.0	
Wrong	4.5	9.8	14.3	8.5	
A little bit wrong	4.5	4.9	0.0	3.8	
Not wrong at all	0.0	2.4	14.3	3.8	
N of Valid	44	41	21	106	
N of Miss	0	2	1	3	

Table 175: How wrong would most adults (over 21) in your neighborhood think it is for kids your age: to drink alcohol?





Response	6	8	10	Total	
Very wrong	75.0	51.2	38.1	58.5	
Wrong	11.4	14.6	33.3	17.0	
A little bit wrong	11.4	26.8	19.0	18.9	
Not wrong at all	2.3	7.3	9.5	5.7	
N of Valid	44	41	21	106	
N of Miss	0	2	1	3	

Table 176: How wrong would most adults (over 21) in your neighborhood think it is for kids your age: to smoke cigarettes?





Response	6	8	10	Total	
Very wrong	72.7	61.0	28.6	59.4	
Wrong	11.4	17.1	42.9	19.8	
A little bit wrong	11.4	19.5	4.8	13.2	
Not wrong at all	4.5	2.4	23.8	7.5	
N of Valid	44	41	21	106	
N of Miss	0	2	1	3	



Table 177: How much do each of the following statements describe your neighborhood? crime and/or drug selling

Response	6	8	10	Total	
NO!	86.4	70.0	31.8	68.9	
no	9.1	12.5	40.9	17.0	
yes	2.3	15.0	22.7	11.3	
YES!	2.3	2.5	4.5	2.8	
N of Valid	44	40	22	106	
N of Miss	0	3	0	3	

Table 178: How much do each of the following statements describe your neighborhood? fights

Response	6	8	10	Total	
NO!	67.4	57.5	40.9	58.1	
no	18.6	25.0	31.8	23.8	
yes	11.6	10.0	13.6	11.4	
YES!	2.3	7.5	13.6	6.7	
N of Valid	43	40	22	105	
N of Miss	1	3	0	3	

Table 179: How much do each of the following statements describe your neighborhood? lots of empty or abandoned buildings

Response	6	8	10	Total	
NO!	68.2	47.5	31.8	52.8	
no	20.5	42.5	50.0	34.9	
yes	11.4	10.0	18.2	12.3	
YES!	0.0	0.0	0.0	0.0	
N of Valid	44	40	22	106	
N of Miss	0	3	0	3	

Table 180: How much do each of the following statements describe your neighborhood? lots of graffiti





Response	6	8	10	Total	
NO!	83.7	67.5	45.5	69.5	
no	14.0	30.0	54.5	28.6	
yes	2.3	0.0	0.0	1.0	
YES!	0.0	2.5	0.0	1.0	
N of Valid	43	40	22	105	
N of Miss	1	3	0	4	

Table 181: If I had to move, I would miss the neighborhood I now live in.





Response	6	8	10	Total	
NO!	4.5	17.5	13.6	11.3	
no	9.1	15.0	22.7	14.2	
yes	20.5	32.5	27.3	26.4	
YES!	65.9	35.0	36.4	48.1	
N of Valid	44	40	22	106	
N of Miss	0	3	0	3	

Table 182: My neighbors notice when I am doing a good job and let me know about it.





Response	6	8	10	Total	
NO!	22.7	32.5	27.3	27.4	
no	47.7	45.0	54.5	48.1	
yes	18.2	20.0	13.6	17.9	
YES!	11.4	2.5	4.5	6.6	
N of Valid	44	40	22	106	
N of Miss	0	3	0	3	

Table 183: I like my neighborhood.


Response	6	8	10	Total	
NO!	4.5	12.5	14.3	9.5	
no	6.8	12.5	19.0	11.4	
yes	40.9	50.0	33.3	42.9	
YES!	47.7	25.0	33.3	36.2	
N of Valid	44	40	21	105	
N of Miss	0	3	1	4	

Table 184: There are lots of adults in my neighborhood I could talk to about something important.


Response	6	8	10	Total	
NO!	23.3	27.5	18.2	23.8	
no	25.6	35.0	31.8	30.5	
yes	23.3	25.0	27.3	24.8	
YES!	27.9	12.5	22.7	21.0	
N of Valid	43	40	22	105	
N of Miss	1	3	0	4	

Table 185: I'd like to get out of my neighborhood.


Response	6	8	10	Total	
NO!	59.1	37.5	27.3	44.3	
no	25.0	40.0	40.9	34.0	
yes	11.4	15.0	22.7	15.1	
YES!	4.5	7.5	9.1	6.6	
N of Valid	44	40	22	106	
N of Miss	0	3	0	3	

Table 186: There are people in my neighborhood who are proud of me when I do something well.





Response	6	8	10	Total	
NO!	15.9	10.0	13.6	13.2	
no	29.5	32.5	22.7	29.2	
yes	34.1	40.0	45.5	38.7	
YES!	20.5	17.5	18.2	18.9	
N of Valid	44	40	22	106	
N of Miss	0	3	0	3	

Table 187: There are people in my neighborhood who encourage me to do my best.





Response	6	8	10	Total	
NO!	15.9	12.5	13.6	14.2	
no	20.5	22.5	36.4	24.5	
yes	31.8	47.5	36.4	38.7	
YES!	31.8	17.5	13.6	22.6	
N of Valid	44	40	22	106	
N of Miss	0	3	0	3	

Table 188: I feel safe in my neighborhood.





Response	6	8	10	Total	
NO!	13.6	7.5	9.1	10.4	
no	6.8	7.5	4.5	6.6	
yes	29.5	52.5	59.1	44.3	
YES!	50.0	32.5	27.3	38.7	
N of Valid	44	40	22	106	
N of Miss	0	3	0	3	

Table 189: Which of the following activities for people your age are available in your community? sports teams?



Response	6	8	10	Total	
No	6.8	7.5	4.5	6.6	
Yes	93.2	92.5	95.5	93.4	
N of Valid	44	40	22	106	
N of Miss	0	3	0	3	

Table 190: Which of the following activities for people your age are available in your community? scouting?



Response	6	8	10	Total	
No	56.8	59.0	86.4	63.8	
Yes	43.2	41.0	13.6	36.2	
N of Valid	44	39	22	105	
N of Miss	0	4	0	4	

Table 191: Which of the following activities for people your age are available in your community? boys and girls clubs?



Response	6	8	10	Total	
No	58.1	64.1	95.5	68.3	
Yes	41.9	35.9	4.5	31.7	
N of Valid	43	39	22	104	
N of Miss	1	4	0	5	

Table 192: Which of the following activities for people your age are available in your community? 4-H clubs?



Response	6	8	10	Total	
No	15.9	30.8	59.1	30.5	
Yes	84.1	69.2	40.9	69.5	
N of Valid	44	39	22	105	
N of Miss	0	4	0	4	

Table 193: Which of the following activities for people your age are available in your community? service clubs?



Response	6	8	10	Total	
No	34.1	35.9	50.0	38.1	
Yes	65.9	64.1	50.0	61.9	
N of Valid	44	39	22	105	
N of Miss	0	4	0	4	

Table 194: If a kid smoked marijuana in your neighborhood would he or she be caught by the police?





Response	6	8	10	Total	
NO!	9.1	7.7	9.1	8.6	
no	18.2	51.3	63.6	40.0	
yes	43.2	25.6	22.7	32.4	
YES!	29.5	15.4	4.5	19.0	
N of Valid	44	39	22	105	
N of Miss	0	4	0	4	

Table 195: If a kid drank some beer, wine or hard liquor (for example, vodka, whiskey, or gin) in your neighborhood would he or she be caught by the police?





Response	6	8	10	Total	
NO!	13.6	28.2	22.7	21.0	
no	25.0	48.7	68.2	42.9	
yes	31.8	12.8	4.5	19.0	
YES!	29.5	10.3	4.5	17.1	
N of Valid	44	39	22	105	
N of Miss	0	4	0	4	

Table 196: If a kid carried a handgun in your neighborhood would he or she be caught by the police?





Response	6	8	10	Total	
NO!	11.4	12.8	9.1	11.4	
no	25.0	25.6	31.8	26.7	
yes	31.8	43.6	50.0	40.0	
YES!	31.8	17.9	9.1	21.9	
N of Valid	44	39	22	105	
N of Miss	0	4	0	4	

Table 197: If you wanted to get some cigarettes, how easy would it be for you to get some?





Response	6	8	10	Total	
Very hard	61.4	43.2	9.1	43.7	
Sort of hard	9.1	13.5	18.2	12.6	
Sort of easy	15.9	21.6	27.3	20.4	
Very easy	13.6	21.6	45.5	23.3	
N of Valid	44	37	22	103	
N of Miss	0	6	0	6	

Table 198: If you wanted to get some beer, wine or hard liquor (for example, vodka, whiskey, or gin), how easy would it be for you to get some?





Response	6	8	10	Total	
Very hard	68.2	29.7	22.7	44.7	
Sort of hard	13.6	21.6	22.7	18.4	
Sort of easy	11.4	24.3	31.8	20.4	
Very easy	6.8	24.3	22.7	16.5	
N of Valid	44	37	22	103	
N of Miss	0	6	0	6	

Table 199: If you wanted to get a drug like cocaine, LSD, or amphetamines, how easy would it be for you to get some?





Response	6	8	10	Total	
Very hard	93.2	75.7	50.0	77.7	
Sort of hard	6.8	10.8	31.8	13.6	
Sort of easy	0.0	8.1	9.1	4.9	
Very easy	0.0	5.4	9.1	3.9	
N of Valid	44	37	22	103	
N of Miss	0	6	0	6	

Table 200: If you wanted to get a handgun, how easy would it be for you to get one?





Response	6	8	10	Total	
Very hard	47.7	43.2	31.8	42.7	
Sort of hard	15.9	16.2	13.6	15.5	
Sort of easy	18.2	13.5	36.4	20.4	
Very easy	18.2	27.0	18.2	21.4	
N of Valid	44	37	22	103	
N of Miss	0	6	0	6	

Table 201: If you wanted to get some marijuana, how easy would it be for you to get some?





Response	6	8	10	Total	
Very hard	88.6	62.2	27.3	66.0	
Sort of hard	6.8	16.2	18.2	12.6	
Sort of easy	2.3	10.8	18.2	8.7	
Very easy	2.3	10.8	36.4	12.6	
N of Valid	44	37	22	103	
N of Miss	0	6	0	6	



Table 202: During the past 12 months, have you participated in any alcohol prevention programs or seen any alcohol prevention messages in your school or community? Yes, a school-based program focused on preventing underage drinking and/or drinking and driving.



Response	6	8	10	Total	
No	34.1	86.0	86.4	65.1	
Yes	65.9	14.0	13.6	34.9	
N of Valid	44	43	22	109	
N of Miss	0	0	0	0	

Table 203: During the past 12 months, have you participated in any alcohol prevention programs or seen any alcohol prevention messages in your school or community? Yes, a community-based program focused on preventing underage drinking and/or drinking and driving (for example, through your church or temple or through youth groups like Boys and Girls Club or 4-H).



Response	6	8	10	Total	
No	79.5	97.7	90.9	89.0	
Yes	20.5	2.3	9.1	11.0	
N of Valid	44	43	22	109	
N of Miss	0	0	0	0	

Table 204: During the past 12 months, have you participated in any alcohol prevention programs or seen any alcohol prevention messages in your school or community? Yes, a media campaign addressing underage drinking and/or drinking and driving (for example, newspaper ads, posters, pamphlets, radio, TV).



Response	6	8	10	Total	
No	79.5	90.7	95.5	87.2	
Yes	20.5	9.3	4.5	12.8	
N of Valid	44	43	22	109	
N of Miss	0	0	0	0	

Table 205: During the past 12 months, have you participated in any alcohol prevention programs or seen any alcohol prevention messages in your school or community? No



Response	6	8	10	Total	
No	72.7	34.9	18.2	46.8	
Yes	27.3	65.1	81.8	53.2	
N of Valid	44	43	22	109	
N of Miss	0	0	0	0	

Table 206: How wrong do your parents feel it would be for YOU to: drink beer, wine or hard liquor (for example, vodka, whiskey or gin) regularly?

Response	6	8	10	Total	
Very wrong	90.9	56.8	59.1	71.8	
Wrong	2.3	21.6	36.4	16.5	
A little bit wrong	4.5	16.2	0.0	7.8	
Not wrong at all	2.3	5.4	4.5	3.9	
N of Valid	44	37	22	103	
N of Miss	0	6	0	6	

Table 207: How wrong do your parents feel it would be for YOU to: smoke cigarettes?

Response	6	8	10	Total	
Very wrong	86.4	86.5	68.2	82.5	
Wrong	9.1	10.8	22.7	12.6	
A little bit wrong	4.5	2.7	4.5	3.9	
Not wrong at all	0.0	0.0	4.5	1.0	
N of Valid	44	37	22	103	
N of Miss	0	6	0	6	

Table 208: How wrong do your parents feel it would be for YOU to: smoke marijuana?

Response	6	8	10	Total	
Very wrong	90.7	94.6	86.4	91.2	
Wrong	4.7	2.7	9.1	4.9	
A little bit wrong	2.3	0.0	0.0	1.0	
Not wrong at all	2.3	2.7	4.5	2.9	
N of Valid	43	37	22	102	
N of Miss	1	6	0	7	

Table 209: How wrong do your parents feel it would be for YOU to: steal something worth more than \$5?




Response	6	8	10	Total	
Very wrong	84.1	81.1	77.3	81.6	
Wrong	15.9	16.2	22.7	17.5	
A little bit wrong	0.0	0.0	0.0	0.0	
Not wrong at all	0.0	2.7	0.0	1.0	
N of Valid	44	37	22	103	
N of Miss	0	6	0	6	

Table 210: How wrong do your parents feel it would be for YOU to: draw graffiti, write things, or draw pictures on buildings or other property (without the owner's permission)?




Response	6	8	10	Total	
Very wrong	90.9	83.8	68.2	83.5	
Wrong	6.8	10.8	27.3	12.6	
A little bit wrong	2.3	5.4	4.5	3.9	
Not wrong at all	0.0	0.0	0.0	0.0	
N of Valid	44	37	22	103	
N of Miss	0	6	0	6	

Table 211: How wrong do your parents feel it would be for YOU to: pick a fight with someone?





Response	6	8	10	Total	
Very wrong	56.8	40.5	40.9	47.6	
Wrong	34.1	35.1	36.4	35.0	
A little bit wrong	6.8	16.2	13.6	11.7	
Not wrong at all	2.3	8.1	9.1	5.8	
N of Valid	44	37	22	103	
N of Miss	0	6	0	6	

Table 212: During the past 12 months, have you talked with at least one of your parents about the dangers of underage drinking and/or drinking and driving? By parents, we mean either your biological parents, adoptive parents, stepparents, or adult guardians - whether or not they live with you.



Response	6	8	10	Total	
No	46.5	50.0	31.8	44.6	
Yes	53.5	50.0	68.2	55.4	
N of Valid	43	36	22	101	
N of Miss	1	7	0	8	

Table 213: Have any of your brothers or sisters ever: drunk beer, wine or hard liquor (for example, vodka, whiskey or gin)?




Response	6	8	10	Total	
No	72.7	40.5	36.4	53.4	
Yes	22.7	48.6	59.1	39.8	
I don't have any brothers or sisters	4.5	10.8	4.5	6.8	
N of Valid	44	37	22	103	
N of Miss	0	6	0	6	

Table 214: Have any of your brothers or sisters ever: smoked marijuana?




Response	6	8	10	Total	
No	88.6	67.6	72.7	77.7	
Yes	6.8	24.3	22.7	16.5	
I don't have any brothers or sisters	4.5	8.1	4.5	5.8	
N of Valid	44	37	22	103	
N of Miss	0	6	0	6	

Table 215: Have any of your brothers or sisters ever: smoked cigarettes?




Response	6	8	10	Total	
No	72.7	54.1	50.0	61.2	
Yes	22.7	37.8	45.5	33.0	
I don't have any brothers or sisters	4.5	8.1	4.5	5.8	
N of Valid	44	37	22	103	
N of Miss	0	6	0	6	

Table 216: Have any of your brothers or sisters ever: taken a handgun to school?




Response	6	8	10	Total	
No	93.0	91.9	95.5	93.1	
Yes	2.3	0.0	0.0	1.0	
I don't have any brothers or sisters	4.7	8.1	4.5	5.9	
N of Valid	43	37	22	102	
N of Miss	1	6	0	7	

Table 217: Have any of your brothers or sisters ever: been suspended or expelled from school?




Response	6	8	10	Total	
No	83.7	62.2	63.6	71.6	
Yes	11.6	29.7	31.8	22.5	
I don't have any brothers or sisters	4.7	8.1	4.5	5.9	
N of Valid	43	37	22	102	
N of Miss	1	6	0	7	

Table 218: The rules in my family are clear.





Response	6	8	10	Total	
NO!	0.0	2.7	0.0	1.0	
no	4.5	2.7	9.1	4.9	
yes	40.9	45.9	59.1	46.6	
YES!	54.5	48.6	31.8	47.6	
N of Valid	44	37	22	103	
N of Miss	0	6	0	6	

Table 219: People in my family often insult or yell at each other.

Response	6	8	10	Total	
NO!	20.5	35.1	9.1	23.3	
no	40.9	27.0	50.0	37.9	
yes	25.0	35.1	40.9	32.0	
YES!	13.6	2.7	0.0	6.8	
N of Valid	44	37	22	103	
N of Miss	0	6	0	6	

Table 220: When I am not at home, one of my parents knows where I am and who I am with.

Response	6	8	10	Total	
NO!	0.0	2.7	0.0	1.0	
no	2.3	5.4	4.5	3.9	
yes	37.2	43.2	50.0	42.2	
YES!	60.5	48.6	45.5	52.9	
N of Valid	43	37	22	102	
N of Miss	1	6	0	7	

Table 221: We argue about the same things in my family over and over.

Response	6	8	10	Total	
NO!	25.0	13.9	13.6	18.6	
no	40.9	33.3	45.5	39.2	
yes	25.0	41.7	22.7	30.4	
YES!	9.1	11.1	18.2	11.8	
N of Valid	44	36	22	102	
N of Miss	0	7	0	7	

Table 222: If you drank some beer or wine or liquor (for example, vodka, whiskey, or gin) without your parents' permission, would you be caught by your parents?


Response	6	8	10	Total	
NO!	9.1	8.1	9.1	8.7	
no	6.8	24.3	40.9	20.4	
yes	20.5	29.7	22.7	24.3	
YES!	63.6	37.8	27.3	46.6	
N of Valid	44	37	22	103	
N of Miss	0	6	0	6	

Table 223: My family has clear rules about alcohol and drug use.


Response	6	8	10	Total	
NO!	2.3	2.7	4.5	2.9	
no	9.1	10.8	27.3	13.6	
yes	25.0	35.1	31.8	30.1	
YES!	63.6	51.4	36.4	53.4	
N of Valid	44	37	22	103	
N of Miss	0	6	0	6	

Table 224: If you carried a handgun without your parents' permission, would you be caught by your parents?


Response	6	8	10	Total	
NO!	6.8	2.7	4.5	4.9	
no	4.5	8.1	13.6	7.8	
yes	13.6	21.6	36.4	21.4	
YES!	75.0	67.6	45.5	66.0	
N of Valid	44	37	22	103	
N of Miss	0	6	0	6	

Table 225: If you skipped school would you be caught by your parents?


Response	6	8	10	Total	
NO!	2.3	8.1	0.0	3.9	
no	4.7	8.1	27.3	10.8	
yes	25.6	32.4	27.3	28.4	
YES!	67.4	51.4	45.5	56.9	
N of Valid	43	37	22	102	
N of Miss	1	6	0	7	

Table 226: Do you feel very close to your mother?


Response	6	8	10	Total	
NO!	9.1	2.8	13.6	7.8	
no	2.3	8.3	9.1	5.9	
yes	27.3	33.3	36.4	31.4	
YES!	61.4	55.6	40.9	54.9	
N of Valid	44	36	22	102	
N of Miss	0	7	0	7	

Table 227: Do you share your thoughts and feelings with your mother?


Response	6	8	10	Total	
NO!	11.4	11.1	13.6	11.8	
no	18.2	22.2	22.7	20.6	
yes	22.7	27.8	45.5	29.4	
YES!	47.7	38.9	18.2	38.2	
N of Valid	44	36	22	102	
N of Miss	0	7	0	7	



Table 228: My parents ask me what I think before most family decisions affecting me are made.

Response	6	8	10	Total	
NO!	11.6	2.8	13.6	8.9	
no	18.6	13.9	36.4	20.8	
yes	41.9	52.8	36.4	44.6	
YES!	27.9	30.6	13.6	25.7	
N of Valid	43	36	22	101	
N of Miss	1	7	0	8	

Table 229: Do you share your thoughts and feelings with your father?

Response	6	8	10	Total	
NO!	31.8	19.4	13.6	23.5	
no	29.5	27.8	27.3	28.4	
yes	11.4	30.6	45.5	25.5	
YES!	27.3	22.2	13.6	22.5	
N of Valid	44	36	22	102	
N of Miss	0	7	0	7	

Table 230: Do you enjoy spending time with your mother?

Response	6	8	10	Total	
NO!	4.7	5.9	9.5	6.1	
no	0.0	5.9	9.5	4.1	
yes	34.9	35.3	47.6	37.8	
YES!	60.5	52.9	33.3	52.0	
N of Valid	43	34	21	98	
N of Miss	1	9	1	11	

Table 231: Do you enjoy spending time with your father?

Response	6	8	10	Total	
NO!	6.8	11.1	13.6	9.8	
no	9.1	8.3	9.1	8.8	
yes	31.8	22.2	40.9	30.4	
YES!	52.3	58.3	36.4	51.0	
N of Valid	44	36	22	102	
N of Miss	0	7	0	7	

Table 232: If I had a personal problem, I could ask my mom or dad for help.

Response	6	8	10	Total	
NO!	4.7	5.7	4.5	5.0	
no	14.0	5.7	22.7	13.0	
yes	20.9	45.7	45.5	35.0	
YES!	60.5	42.9	27.3	47.0	
N of Valid	43	35	22	100	
N of Miss	1	8	0	9	

Table 233: Do you feel very close to your father?

Response	6	8	10	Total	
NO!	7.0	8.3	4.5	6.9	
no	14.0	13.9	18.2	14.9	
yes	25.6	19.4	45.5	27.7	
YES!	53.5	58.3	31.8	50.5	
N of Valid	43	36	22	101	
N of Miss	1	7	0	8	

Table 234: My parents give me lots of chances to do fun things with them.

Response	6	8	10	Total	
NO!	4.5	0.0	9.1	3.9	
no	25.0	22.2	13.6	21.6	
yes	29.5	25.0	40.9	30.4	
YES!	40.9	52.8	36.4	44.1	
N of Valid	44	36	22	102	
N of Miss	0	7	0	7	

Table 235: My parents ask if I've gotten my homework done.

Response	6	8	10	Total	
NO!	2.3	2.9	9.1	4.0	
no	6.8	2.9	13.6	6.9	
yes	20.5	51.4	31.8	33.7	
YES!	70.5	42.9	45.5	55.4	
N of Valid	44	35	22	101	
N of Miss	0	8	0	8	

Table 236: People in my family have serious arguments.

Response	6	8	10	Total	
NO!	27.9	26.5	18.2	25.3	
no	41.9	47.1	54.5	46.5	
yes	18.6	26.5	18.2	21.2	
YES!	11.6	0.0	9.1	7.1	
N of Valid	43	34	22	99	
N of Miss	1	9	0	10	

Table 237: Would your parents know if you did not come home on time?

Response	6	8	10	Total	
NO!	2.3	2.9	4.5	3.0	
no	4.5	2.9	4.5	4.0	
yes	36.4	55.9	54.5	47.0	
YES!	56.8	38.2	36.4	46.0	
N of Valid	44	34	22	100	
N of Miss	0	9	0	9	

Table 238: It is important to be honest with your parents, even if they become upset or you get punished.

Response	6	8	10	Total	
NO!	4.5	5.7	9.1	5.9	
no	4.5	8.6	9.1	6.9	
yes	22.7	40.0	50.0	34.7	
YES!	68.2	45.7	31.8	52.5	
N of Valid	44	35	22	101	
N of Miss	0	8	0	8	

Table 239: My parents notice when I am doing a good job and let me know about it.

Response	6	8	10	Total	
Never or Almost Never	6.8	2.9	9.1	5.9	
Sometimes	20.5	25.7	31.8	24.8	
Often	31.8	28.6	31.8	30.7	
All the time	40.9	42.9	27.3	38.6	
N of Valid	44	35	22	101	
N of Miss	0	8	0	8	

Table 240: How often do your parents tell you they're proud of you for something you've done?





Response	6	8	10	Total	
Never or Almost Never	4.7	0.0	13.6	5.0	
Sometimes	18.6	25.7	22.7	22.0	
Often	37.2	28.6	40.9	35.0	
All the time	39.5	45.7	22.7	38.0	
N of Valid	43	35	22	100	
N of Miss	1	8	0	9	

Table 241: How many brothers and sisters, including stepbrothers and stepsisters, do you have that are younger than you?








Response	6	8	10	Total	
0	34.9	27.3	36.4	32.7	
1	25.6	39.4	18.2	28.6	
2	18.6	15.2	27.3	19.4	
3	18.6	6.1	9.1	12.2	
4	2.3	6.1	9.1	5.1	
5	0.0	3.0	0.0	1.0	
6 or more	0.0	3.0	0.0	1.0	
N of Valid	43	33	22	98	
N of Miss	1	9	0	10	

Table 242: How many brothers and sisters, including stepbrothers and stepsisters, do you have that are older than you?








Response	6	8	10	Total	
0	31.8	32.4	36.4	33.0	
1	27.3	26.5	31.8	28.0	
2	13.6	17.6	22.7	17.0	
3	11.4	8.8	0.0	8.0	
4	9.1	2.9	9.1	7.0	
5	2.3	2.9	0.0	2.0	
6 or more	4.5	8.8	0.0	5.0	
N of Valid	44	34	22	100	
N of Miss	0	9	0	9	

Table 243: Have you changed homes in the past year (the last 12 months)?



Response	6	8	10	Total	
No	69.8	68.6	90.9	74.0	
Yes	30.2	31.4	9.1	26.0	
N of Valid	43	35	22	100	
N of Miss	1	8	0	9	

Table 244: How many times have you changed homes since kindergarten?






Response	6	8	10	Total	
Never	38.6	32.4	31.8	35.0	
1 or 2 times	22.7	26.5	22.7	24.0	
3 or 4 times	29.5	26.5	27.3	28.0	
5 or 6 times	2.3	8.8	0.0	4.0	
7 or more times	6.8	5.9	18.2	9.0	
N of Valid	44	34	22	100	
N of Miss	0	9	0	9	

Table 245: Have you changed schools (including changing from elementary to middle and middle to high school) in the past year?



Response	6	8	10	Total	
No	63.6	72.7	68.2	67.7	
Yes	36.4	27.3	31.8	32.3	
N of Valid	44	33	22	99	
N of Miss	0	10	0	10	

Table 246: How many times have you changed schools since kindergarten (including changing from elementary to middle and middle to high school)?

Response	6	8	10	Total	
Never	20.5	21.9	13.6	19.4	
1 or 2 times	50.0	53.1	36.4	48.0	
3 or 4 times	13.6	15.6	36.4	19.4	
5 or 6 times	6.8	3.1	9.1	6.1	
7 or more times	9.1	6.3	4.5	7.1	
N of Valid	44	32	22	98	
N of Miss	0	10	0	10	

Table 247: Has anyone in your family ever had severe alcohol or drug problems?

Response	6	8	10	Total	
No	52.3	72.7	77.3	64.6	
Yes	47.7	27.3	22.7	35.4	
N of Valid	44	33	22	99	
N of Miss	0	10	0	10	

Table 248: About how many adults (over 21) have you known personally who in the past year have: used marijuana, crack, cocaine, or other drugs?

Response	6	8	10	Total	
0	65.9	57.6	59.1	61.6	
1	15.9	27.3	18.2	20.2	
2	2.3	3.0	13.6	5.1	
3-4	4.5	9.1	0.0	5.1	
5+	11.4	3.0	9.1	8.1	
N of Valid	44	33	22	99	
N of Miss	0	10	0	10	

Table 249: About how many adults (over 21) have you known personally who in the past year have: sold or dealt drugs?





Response	6	8	10	Total	
0	90.9	81.3	72.7	83.7	
1	2.3	15.6	4.5	7.1	
2	0.0	0.0	0.0	0.0	
3-4	4.5	0.0	9.1	4.1	
5+	2.3	3.1	13.6	5.1	
N of Valid	44	32	22	98	
N of Miss	0	11	0	11	

Table 250: About how many adults (over 21) have you known personally who in the past year have: done other things that could get them in trouble with the police, like stealing, selling stolen goods, mugging or assaulting others, etc.?






Response	6	8	10	Total	
0	81.8	78.8	68.2	77.8	
1	9.1	15.2	0.0	9.1	
2	0.0	3.0	22.7	6.1	
3-4	2.3	0.0	0.0	1.0	
5+	6.8	3.0	9.1	6.1	
N of Valid	44	33	22	99	
N of Miss	0	10	0	10	

Table 251: About how many adults (over 21) have you known personally who in the past year have: gotten drunk or high?






Response	6	8	10	Total	
0	43.2	37.5	36.4	39.8	
1	27.3	12.5	9.1	18.4	
2	11.4	18.8	9.1	13.3	
3-4	6.8	3.1	9.1	6.1	
5+	11.4	28.1	36.4	22.4	
N of Valid	44	32	22	98	
N of Miss	0	10	0	10	



Table 252: Have you seen or heard information about underage drinking in the past 12 months from the following sources? Radio



Response	6	8	10	Total	
No	40.9	54.5	63.6	50.5	
Yes	59.1	45.5	36.4	49.5	
N of Valid	44	33	22	99	
N of Miss	0	10	0	10	

Table 253: Have you seen or heard information about underage drinking in the past 12 months from the following sources? TV.



Response	6	8	10	Total	
No	15.9	27.3	18.2	20.2	
Yes	84.1	72.7	81.8	79.8	
N of Valid	44	33	22	99	
N of Miss	0	10	0	10	

Table 254: Have you seen or heard information about underage drinking in the past 12 months from the following sources? Print. This includes information on underage drinking you may have seen in the newspaper, on a billboard, in pamphlets, on stickers, etc.



Response	6	8	10	Total	
No	31.8	51.5	54.5	43.4	
Yes	68.2	48.5	45.5	56.6	
N of Valid	44	33	22	99	
N of Miss	0	10	0	10	

Table 255: Have you seen or heard information about underage drinking in the past 12 months from the following sources? Website or social media? (Facebook, Myspace, website, etc.)



Response	6	8	10	Total	
No	54.5	51.5	36.4	49.5	
Yes	45.5	48.5	63.6	50.5	
N of Valid	44	33	22	99	
N of Miss	0	10	0	10	

Table 256: The next questions ask about your opinions of the information you saw or heard. If you have seen or heard more than one ad, please think about your favorite ad when answering these questions. The information about underage drinking that I saw or heard was convincing.

Response	6	8	10	Total	
NO!	29.5	15.6	18.2	22.4	
no	13.6	18.8	22.7	17.3	
yes	31.8	28.1	31.8	30.6	
YES!	11.4	34.4	13.6	19.4	
I have not seen or heard any ads about underage drinking in the past 12 months.	13.6	3.1	13.6	10.2	
N of Valid	44	32	22	98	
N of Miss	0	11	0	11	

Table 257: The next questions ask about your opinions of the information you saw or heard. If you have seen or heard more than one ad, please think about your favorite ad when answering these questions. The information about underage drinking that I saw or heard grabbed my attention.

Response	6	8	10	Total	
NO!	15.9	12.9	13.6	14.4	
no	9.1	38.7	22.7	21.6	
yes	40.9	16.1	27.3	29.9	
YES!	15.9	29.0	9.1	18.6	
I have not seen or heard any ads about underage drinking in the past 12 months.	18.2	3.2	27.3	15.5	
N of Valid	44	31	22	97	
N of Miss	0	12	0	12	

Table 258: The next questions ask about your opinions of the information you saw or heard. If you have seen or heard more than one ad, please think about your favorite ad when answering these questions. The information about underage drinking that I saw or heard said something important to me.

Response	6	8	10	Total	
NO!	13.6	25.0	13.6	17.3	
no	11.4	34.4	18.2	20.4	
yes	25.0	15.6	27.3	22.4	
YES!	34.1	18.8	18.2	25.5	
I have not seen or heard any ads about underage drinking in the past 12 months.	15.9	6.3	22.7	14.3	
N of Valid	44	32	22	98	
N of Miss	0	11	0	11	

Table 259: The next questions ask about your opinions of the information you saw or heard. If you have seen or heard more than one ad, please think about your favorite ad when answering these questions. Seeing or hearing this information about underage drinking made me want to stop or decrease my drinking.









Response	6	8	10	Total	
NO!	38.6	19.4	13.6	26.8	
no	9.1	19.4	18.2	14.4	
yes	4.5	22.6	18.2	13.4	
YES!	22.7	29.0	18.2	23.7	
I have not seen or heard any ads about underage drinking in the past 12 months.	25.0	9.7	31.8	21.6	
N of Valid	44	31	22	97	
N of Miss	0	11	0	11	

Table 260: How honest were you in filling out this survey?

Response	6	8	10	Total	
I was very honest	90.7	68.6	63.6	77.0	
I was honest pretty much of the time	9.3	25.7	27.3	19.0	
I was honest some of the time	0.0	5.7	9.1	4.0	
I was honest once in a while	0.0	0.0	0.0	0.0	
I was not honest at all	0.0	0.0	0.0	0.0	
N of Valid	43	35	22	100	
N of Miss	1	8	0	9	