

2011 APNA

Arkansas Prevention Needs Assessment Student Survey



Ouachita County Tables

**Arkansas Department of Human Services
Division of Behavioral Health Services**

Conducted by International Survey Associates dba Pride Surveys

Contents

1	INTRODUCTION	11
2	PERCENTAGE TABLES	16

List of Tables

1	Sex	17
2	Age	17
3	Are you Hispanic or Latino?	17
4	What is your race? Black or African American	18
5	What is your race? Asian	18
6	What is your race? American Indian	18
7	What is your race? Alaska Native	18
8	What is your race? White	19
9	What is your race? Native Hawaiian or Other Pacific Islander	19
10	What is your race? Other	19
11	What is the highest level of schooling completed by your mother or father?	20
12	Think of where you live most of the time. Which of the following people live there with you? Mother	20
13	Think of where you live most of the time. Which of the following people live there with you? Stepmother	20
14	Think of where you live most of the time. Which of the following people live there with you? Foster Mother	21
15	Think of where you live most of the time. Which of the following people live there with you? Grandmother	21
16	Think of where you live most of the time. Which of the following people live there with you? Aunt	21
17	Think of where you live most of the time. Which of the following people live there with you? Father	21
18	Think of where you live most of the time. Which of the following people live there with you? Stepfather	22
19	Think of where you live most of the time. Which of the following people live there with you? Foster Father	22
20	Think of where you live most of the time. Which of the following people live there with you? Grandfather	22
21	Think of where you live most of the time. Which of the following people live there with you? Uncle	22
22	Think of where you live most of the time. Which of the following people live there with you? Other Adults	23
23	Think of where you live most of the time. Which of the following people live there with you? Brother(s)	23
24	Think of where you live most of the time. Which of the following people live there with you? Stepbrother(s)	23
25	Think of where you live most of the time. Which of the following people live there with you? Sister(s)	23
26	Think of where you live most of the time. Which of the following people live there with you? Stepsister(s)	24

27	Think of where you live most of the time. Which of the following people live there with you? Other Children	24
28	In my school, students have lots of chances to help decide things like class activities and rules.	24
29	Teachers ask me to work on special classroom projects.	24
30	My teacher(s) notices when I am doing a good job and lets me know about it.	25
31	There are lots of chances for students in my school to get involved in sports, clubs, and other school activities outside of class.	25
32	There are lots of chances for students in my school to talk with a teacher one-on-one.	25
33	I feel safe at my school.	26
34	The school lets my parents know when I have done something well.	26
35	My teachers praise me when I work hard in school.	26
36	Are your school grades better than the grades of most students in your class?	27
37	I have lots of chances to be part of class discussions or activities.	27
38	Now thinking back over the past year in school, how often did you: enjoy being in school?	27
39	Now thinking back over the past year in school, how often did you: hate being in school?	28
40	Now thinking back over the past year in school, how often did you: try to do your best work in school?	28
41	How often do you feel that the school work you are assigned is meaningful and important?	28
42	Putting them all together, what were your grades like last year?	29
43	How important do you think the things you are learning in school are going to be for your later life?	29
44	How interesting are most of your courses to you?	29
45	During the LAST FOUR WEEKS how many whole days of school have you missed because you skipped or 'cut'?	30
46	What are the chances you would be seen as cool if you: smoked cigarettes?	30
47	What are the chances you would be seen as cool if you: worked hard at school?	30
48	What are the chances you would be seen as cool if you: began drinking alcoholic beverages regularly, that is, at least once or twice a month?	31
49	What are the chances you would be seen as cool if you: defended someone who was being verbally abused at school?	31
50	What are the chances you would be seen as cool if you: smoked marijuana?	31
51	What are the chances you would be seen as cool if you: carried a handgun?	32

52	What are the chances you would be seen as cool if you: regularly volunteered to do community service?	32
53	Think of your four best friends (the friends you feel closest to). In the past year (12 months), how many of your best friends have: participated in clubs, organizations or activities at school?	32
54	Think of your four best friends (the friends you feel closest to). In the past year (12 months), how many of your best friends have: smoked cigarettes?	33
55	Think of your four best friends (the friends you feel closest to). In the past year (12 months), how many of your best friends have: tried beer, wine or hard liquor (for example, vodka, whiskey, or gin) when their parents didn't know about it?	33
56	Think of your four best friends (the friends you feel closest to). In the past year (12 months), how many of your best friends have: made a commitment to stay drug-free?	33
57	Think of your four best friends (the friends you feel closest to). In the past year (12 months), how many of your best friends have: used marijuana?	34
58	Think of your four best friends (the friends you feel closest to). In the past year (12 months), how many of your best friends have: tried to do well in school?	34
59	Think of your four best friends (the friends you feel closest to). In the past year (12 months), how many of your best friends have: used LSD, cocaine, amphetamines, or other illegal drugs?	34
60	Think of your four best friends (the friends you feel closest to). In the past year (12 months), how many of your best friends have: been suspended from school?	35
61	Think of your four best friends (the friends you feel closest to). In the past year (12 months), how many of your best friends have: liked school?	35
62	Think of your four best friends (the friends you feel closest to). In the past year (12 months), how many of your best friends have: carried a handgun?	35
63	Think of your four best friends (the friends you feel closest to). In the past year (12 months), how many of your best friends have: sold illegal drugs?	36
64	Think of your four best friends (the friends you feel closest to). In the past year (12 months), how many of your best friends have: regularly attended religious services?	36
65	Think of your four best friends (the friends you feel closest to). In the past year (12 months), how many of your best friends have: stolen or tried to steal a motor vehicle such as a car or motorcycle?	36
66	Think of your four best friends (the friends you feel closest to). In the past year (12 months), how many of your best friends have: been arrested?	37

67	Think of your four best friends (the friends you feel closest to). In the past year (12 months), how many of your best friends have: dropped out of school?	37
68	Think of your four best friends (the friends you feel closest to). In the past year (12 months), how many of your best friends have: been members of a gang?	37
69	How old were you when you first: smoked marijuana?	38
70	How old were you when you first: smoked a cigarette, even just a puff?	38
71	How old were you when you first: had more than a sip or two of beer, wine or hard liquor (for example, vodka, whiskey, or gin)? . . .	39
72	How old were you when you first: began drinking alcoholic beverages regularly, that is, at least once or twice a month?	39
73	How old were you when you first: used phenoxydine (pox, px, breeze)?	40
74	How old were you when you first: got suspended from school? . . .	40
75	How old were you when you first: got arrested?	41
76	How old were you when you first: carried a handgun?	41
77	How old were you when you first: attacked someone with the idea of seriously hurting them?	42
78	How old were you when you first: belonged to a gang?	42
79	How wrong do you think it is for someone your age to: take a handgun to school?	43
80	How wrong do you think it is for someone your age to: steal anything worth more than \$5?	43
81	How wrong do you think it is for someone your age to: pick a fight with someone?	43
82	How wrong do you think it is for someone your age to: attack someone with the idea of seriously hurting them?	44
83	How wrong do you think it is for someone your age to: stay away from school all day when their parents think they are at school? . .	44
84	How wrong do you think it is for someone your age to: drink beer, wine or hard liquor (for example, vodka, whiskey, or gin) regularly? .	44
85	How wrong do you think it is for someone your age to: smoke cigarettes?	45
86	How wrong do you think it is for someone your age to: smoke marijuana?	45
87	How wrong do you think it is for someone your age to: use LSD, cocaine, amphetamines or another illegal drug?	45
88	At school during the past 12 months, did you receive help from the resource teacher, speech therapist or other special education teacher?	46
89	How many times in the past year (12 months) have you: been suspended from school?	46
90	How many times in the past year (12 months) have you: carried a handgun?	46

91	How many times in the past year (12 months) have you: sold illegal drugs?	47
92	How many times in the past year (12 months) have you: stolen or tried to steal a motor vehicle such as a car or motorcycle?	47
93	How many times in the past year (12 months) have you: participated in clubs, organizations or activities at school?	48
94	How many times in the past year (12 months) have you: been arrested?	48
95	How many times in the past year (12 months) have you: done extra work on your own for school?	49
96	How many times in the past year (12 months) have you: attacked someone with the idea of seriously hurting them?	49
97	How many times in the past year (12 months) have you: been drunk or high at school?	50
98	How many times in the past year (12 months) have you: volunteered to do community service?	50
99	How many times in the past year (12 months) have you: taken a handgun to school?	51
100	Are you currently on probation, or assigned a probation officer with Juvenile Court?	51
101	Have you ever belonged to a gang?	51
102	If you have ever belonged to a gang, did that gang have a name? . .	52
103	How many times have you done the following things? done what feels good no matter what.	52
104	How many times have you done the following things? done something dangerous because someone dared you to do it.	52
105	How many times have you done the following things? done crazy things even if they are a little dangerous.	53
106	You're looking at CD's in a music store with a friend. You look up and see her slip a CD under her coat. She smiles and says 'Which one do you want? Go ahead, take it while nobody's around.' There is nobody in sight, no employees and no other customers. What would you do now?	53
107	You are visiting another part of town, and you don't know any of the people your age there. You are walking down the street, and some teenager you don't know is walking toward you. He is about your size, and as he is about to pass you, he deliberately bumps into you and you almost lose your balance. What would you say or do? .	53
108	You are at a party at someone's house, and one of your friends offers you a drink containing alcohol. What would you say or do?	54
109	It's 8:00 on a weeknight and you are about to go over to a friend's home when your mother asks you where you are going. You say 'Oh, just going to go hang out with some friends.' She says, 'No, you'll just get into trouble if you go out. Stay home tonight.' What would you do now?	54
110	How often do you attend religious services or activities?	54

111	I do the opposite of what people tell me, just to get them mad. . .	55
112	I like to see how much I can get away with.	55
113	I ignore rules that get in my way.	55
114	I think sometimes it's okay to cheat at school.	56
115	It is important to think before you act.	56
116	Sometimes I think that life is not worth it.	56
117	At times I think I am no good at all.	57
118	All in all, I am inclined to think that I am a failure.	57
119	In the past year, have you felt depressed or sad MOST days, even if you felt okay sometimes?	57
120	It is all right to beat up people if they start the fight.	58
121	I think it is okay to take something without asking if you can get away with it.	58
122	Sometimes we don't know what we will do as adults, but we may have an idea. Please answer how true these statements may be for you. WHEN I AM AN ADULT I WILL: smoke cigarettes.	58
123	Sometimes we don't know what we will do as adults, but we may have an idea. Please answer how true these statements may be for you. WHEN I AM AN ADULT I WILL: drink beer, wine, or liquor.	59
124	Sometimes we don't know what we will do as adults, but we may have an idea. Please answer how true these statements may be for you. WHEN I AM AN ADULT I WILL: smoke marijuana.	59
125	Sometimes we don't know what we will do as adults, but we may have an idea. Please answer how true these statements may be for you. WHEN I AM AN ADULT I WILL: use LSD, cocaine, amphetamines or another illegal drug.	59
126	How much do you think people risk harming themselves (physically or in other ways) if they: smoked one or more packs of cigarettes per day?	60
127	How much do you think people risk harming themselves (physically or in other ways) if they: try marijuana once or twice?	60
128	How much do you think people risk harming themselves (physically or in other ways) if they: smoke marijuana regularly?	60
129	How much do you think people risk harming themselves (physically or in other ways) if they: take one or two drinks of an alcoholic beverage (beer, wine, liquor) nearly every day?	61
130	How much do you think people risk harming themselves (physically or in other ways) if they: have five or more drinks once or twice each weekend?	61
131	Have you ever used smokeless tobacco (chew, snuff, plug, dipping tobacco, or chewing tobacco)?	61
132	How often have you taken smokeless tobacco during the past 30 days?	62
133	Have you ever smoked cigarettes?	62
134	How frequently have you smoked cigarettes during the past 30 days?	62

135	Which statement best describes rules about smoking inside your home?	63
136	Which statement best describes rules about smoking in your family cars?	63
137	During this school year, were you taught in any of your classes about the dangers of tobacco use?	64
138	During the past 12 months, have you participated in any community activities to discourage people your age from using cigarettes, chewing tobacco, snuff, dip or cigars?	64
139	On how many occasions have you had alcoholic beverages (beer, wine or hard liquor) to drink in your lifetime - more than just a few sips?	64
140	On how many occasions have you had beer, wine or hard liquor to drink during the past 30 days?	65
141	On how many occasions have you used marijuana (grass, pot) or hashish (hash, hash oil) in your lifetime?	65
142	On how many occasions have you used marijuana (grass, pot) or hashish (hash, hash oil) during the past 30 days?	65
143	On how many occasions have you used LSD or other psychedelics in your lifetime?	66
144	On how many occasions have you used LSD or other psychedelics during the past 30 days?	66
145	On how many occasions have you used cocaine or crack in your lifetime?	66
146	On how many occasions have you used cocaine or crack during the past 30 days?	67
147	On how many occasions have you sniffed glue, breathed the contents of an aerosol spray can, or inhaled other gases or sprays, in order to get high in your lifetime?	67
148	On how many occasions have you sniffed glue, breathed the contents of an aerosol spray can, or inhaled other gases or sprays, in order to get high during the past 30 days?	68
149	On how many occasions have you used phenoxydine (pox, px, breeze) in your lifetime?	68
150	On how many occasions have you used phenoxydine (pox, px, breeze) during the past 30 days?	69
151	On how many occasions have you used sedatives (tranquilizers, such as Valium or Xanax, barbiturates, or sleeping pills) without a doctor telling you to take them, in your lifetime?	69
152	On how many occasions have you used sedatives (tranquilizers, such as Valium or Xanax, barbiturates, or sleeping pills) without a doctor telling you to take them, during the past 30 days?	70
153	On how many occasions have you used methamphetamines (meth, speed, crank, crystal meth) in your lifetime?	70

154	On how many occasions have you used methamphetamines (meth, speed, crank, crystal meth) in the past 30 days?	71
155	On how many occasions have you used stimulants, other than Methamphetamines (such as amphetamines, Ritalin or Dexedrine) without a doctor telling you to take them, in your lifetime?	71
156	On how many occasions have you used stimulants, other than Methamphetamines (such as amphetamines, Ritalin or Dexedrine) without a doctor telling you to take them, during the past 30 days?	72
157	On how many occasions have you used heroin or other opiates in your lifetime?	72
158	On how many occasions have you used heroin or other opiates during the past 30 days?	73
159	On how many occasions have you used MDMA ('X', 'E', or ecstasy) in your lifetime?	73
160	On how many occasions have you used MDMA ('X', 'E', or ecstasy) during the past 30 days?	73
161	On how many occasions have you taken prescription drugs (such as Valium, Xanax, Ritalin, Adderall, OxyContin, Darvocet, or sleeping pills) on your own-that is, without a doctor telling you to take them in your lifetime?	74
162	On how many occasions have you taken prescription drugs (such as Valium, Xanax, Ritalin, Adderall, OxyContin, Darvocet, or sleeping pills) on your own-that is, without a doctor telling you to take them during the past 30 days?	74
163	On how many occasions have you taken non-prescription medicines such as diet pills (for example, Dietac, Dexatrim or Prolamine), stay-awake pills (for example No-Doz, Vivarin, or Wake), or cough or cold medicines (robos, DXM, etc.) to get high in your lifetime?	75
164	On how many occasions have you taken non-prescription medicines such as diet pills (for example, Dietac, Dexatrim or Prolamine), stay-awake pills (for example No-Doz, Vivarin, or Wake), or cough or cold medicines (robos, DXM, etc.) to get high during the past 30 days?	75
165	On how many occasions have you been drunk or very high from drinking alcoholic beverages during the past 30 days?	76
166	On how many occasions have you drunk flavored alcoholic beverages, sometimes called 'alcopops' (like Mike's Hard Lemonade, Smirnoff Ice, Bacardi Breezers, etc.) in your lifetime?	76
167	On how many occasions have you drunk flavored alcoholic beverages, sometimes called 'alcopops' (like Mike's Hard Lemonade, Smirnoff Ice, Bacardi Breezers, etc.) during the past 30 days?	77
168	Think back over the last two weeks. How many times have you had five or more alcoholic drinks in a row?	77
169	During the past 30 days, how many times did you ride in a car or other vehicle driven by someone who had been drinking alcohol?	77

170	During the past 30 days, how many times did you drive a car or other vehicle when you had been drinking alcohol?	78
171	If you drank alcohol (not just a sip or taste) in the past year, how did you usually get it?	78
172	If you drank alcohol (not just a sip or taste) in the past year, where did you usually drink it?	79
173	During the last month, about how many marijuana cigarettes, or the equivalent, did you smoke a day, on the average?	79
174	How wrong would most adults (over 21) in your neighborhood think it is for kids your age: to use marijuana?	80
175	How wrong would most adults (over 21) in your neighborhood think it is for kids your age: to drink alcohol?	80
176	How wrong would most adults (over 21) in your neighborhood think it is for kids your age: to smoke cigarettes?	80
177	How much do each of the following statements describe your neighborhood? crime and/or drug selling	81
178	How much do each of the following statements describe your neighborhood? fights	81
179	How much do each of the following statements describe your neighborhood? lots of empty or abandoned buildings	81
180	How much do each of the following statements describe your neighborhood? lots of graffiti	82
181	If I had to move, I would miss the neighborhood I now live in.	82
182	My neighbors notice when I am doing a good job and let me know about it.	82
183	I like my neighborhood.	83
184	There are lots of adults in my neighborhood I could talk to about something important.	83
185	I'd like to get out of my neighborhood.	83
186	There are people in my neighborhood who are proud of me when I do something well.	84
187	There are people in my neighborhood who encourage me to do my best.	84
188	I feel safe in my neighborhood.	84
189	Which of the following activities for people your age are available in your community? sports teams?	85
190	Which of the following activities for people your age are available in your community? scouting?	85
191	Which of the following activities for people your age are available in your community? boys and girls clubs?	85
192	Which of the following activities for people your age are available in your community? 4-H clubs?	85
193	Which of the following activities for people your age are available in your community? service clubs?	86

194	If a kid smoked marijuana in your neighborhood would he or she be caught by the police?	86
195	If a kid drank some beer, wine or hard liquor (for example, vodka, whiskey, or gin) in your neighborhood would he or she be caught by the police?	86
196	If a kid carried a handgun in your neighborhood would he or she be caught by the police?	87
197	If you wanted to get some cigarettes, how easy would it be for you to get some?	87
198	If you wanted to get some beer, wine or hard liquor (for example, vodka, whiskey, or gin), how easy would it be for you to get some?	87
199	If you wanted to get a drug like cocaine, LSD, or amphetamines, how easy would it be for you to get some?	88
200	If you wanted to get a handgun, how easy would it be for you to get one?	88
201	If you wanted to get some marijuana, how easy would it be for you to get some?	88
202	During the past 12 months, have you participated in any alcohol prevention programs or seen any alcohol prevention messages in your school or community? Yes, a school-based program focused on preventing underage drinking and/or drinking and driving.	89
203	During the past 12 months, have you participated in any alcohol prevention programs or seen any alcohol prevention messages in your school or community? Yes, a community-based program focused on preventing underage drinking and/or drinking and driving (for example, through your church or temple or through youth groups like Boys and Girls Club or 4-H).	89
204	During the past 12 months, have you participated in any alcohol prevention programs or seen any alcohol prevention messages in your school or community? Yes, a media campaign addressing underage drinking and/or drinking and driving (for example, newspaper ads, posters, pamphlets, radio, TV).	89
205	During the past 12 months, have you participated in any alcohol prevention programs or seen any alcohol prevention messages in your school or community? No	89
206	How wrong do your parents feel it would be for YOU to: drink beer, wine or hard liquor (for example, vodka, whiskey or gin) regularly?	90
207	How wrong do your parents feel it would be for YOU to: smoke cigarettes?	90
208	How wrong do your parents feel it would be for YOU to: smoke marijuana?	90
209	How wrong do your parents feel it would be for YOU to: steal something worth more than \$5?	91

210	How wrong do your parents feel it would be for YOU to: draw graffiti, write things, or draw pictures on buildings or other property (without the owner's permission)?	91
211	How wrong do your parents feel it would be for YOU to: pick a fight with someone?	91
212	During the past 12 months, have you talked with at least one of your parents about the dangers of underage drinking and/or drinking and driving? By parents, we mean either your biological parents, adoptive parents, stepparents, or adult guardians - whether or not they live with you.	92
213	Have any of your brothers or sisters ever: drunk beer, wine or hard liquor (for example, vodka, whiskey or gin)?	92
214	Have any of your brothers or sisters ever: smoked marijuana?	92
215	Have any of your brothers or sisters ever: smoked cigarettes?	92
216	Have any of your brothers or sisters ever: taken a handgun to school?	93
217	Have any of your brothers or sisters ever: been suspended or expelled from school?	93
218	The rules in my family are clear.	93
219	People in my family often insult or yell at each other.	94
220	When I am not at home, one of my parents knows where I am and who I am with.	94
221	We argue about the same things in my family over and over.	94
222	If you drank some beer or wine or liquor (for example, vodka, whiskey, or gin) without your parents' permission, would you be caught by your parents?	95
223	My family has clear rules about alcohol and drug use.	95
224	If you carried a handgun without your parents' permission, would you be caught by your parents?	95
225	If you skipped school would you be caught by your parents?	96
226	Do you feel very close to your mother?	96
227	Do you share your thoughts and feelings with your mother?	96
228	My parents ask me what I think before most family decisions affecting me are made.	97
229	Do you share your thoughts and feelings with your father?	97
230	Do you enjoy spending time with your mother?	97
231	Do you enjoy spending time with your father?	98
232	If I had a personal problem, I could ask my mom or dad for help.	98
233	Do you feel very close to your father?	98
234	My parents give me lots of chances to do fun things with them.	99
235	My parents ask if I've gotten my homework done.	99
236	People in my family have serious arguments.	99
237	Would your parents know if you did not come home on time?	100
238	It is important to be honest with your parents, even if they become upset or you get punished.	100

239	My parents notice when I am doing a good job and let me know about it.	100
240	How often do your parents tell you they're proud of you for something you've done?	101
241	How many brothers and sisters, including stepbrothers and sisters, do you have that are younger than you?	101
242	How many brothers and sisters, including stepbrothers and sisters, do you have that are older than you?	101
243	Have you changed homes in the past year (the last 12 months)?	102
244	How many times have you changed homes since kindergarten?	102
245	Have you changed schools (including changing from elementary to middle and middle to high school) in the past year?	102
246	How many times have you changed schools since kindergarten (including changing from elementary to middle and middle to high school)?	103
247	Has anyone in your family ever had severe alcohol or drug problems?	103
248	About how many adults (over 21) have you known personally who in the past year have: used marijuana, crack, cocaine, or other drugs?	103
249	About how many adults (over 21) have you known personally who in the past year have: sold or dealt drugs?	104
250	About how many adults (over 21) have you known personally who in the past year have: done other things that could get them in trouble with the police, like stealing, selling stolen goods, mugging or assaulting others, etc.?	104
251	About how many adults (over 21) have you known personally who in the past year have: gotten drunk or high?	104
252	Have you seen or heard information about underage drinking in the past 12 months from the following sources? Radio	105
253	Have you seen or heard information about underage drinking in the past 12 months from the following sources? TV.	105
254	Have you seen or heard information about underage drinking in the past 12 months from the following sources? Print. This includes information on underage drinking you may have seen in the newspaper, on a billboard, in pamphlets, on stickers, etc.	105
255	Have you seen or heard information about underage drinking in the past 12 months from the following sources? Website or social media? (Facebook, Myspace, website, etc.)	105
256	The next questions ask about your opinions of the information you saw or heard. If you have seen or heard more than one ad, please think about your favorite ad when answering these questions. The information about underage drinking that I saw or heard was convincing.	106

257	The next questions ask about your opinions of the information you saw or heard. If you have seen or heard more than one ad, please think about your favorite ad when answering these questions. The information about underage drinking that I saw or heard grabbed my attention.	106
258	The next questions ask about your opinions of the information you saw or heard. If you have seen or heard more than one ad, please think about your favorite ad when answering these questions. The information about underage drinking that I saw or heard said something important to me.	106
259	The next questions ask about your opinions of the information you saw or heard. If you have seen or heard more than one ad, please think about your favorite ad when answering these questions. Seeing or hearing this information about underage drinking made me want to stop or decrease my drinking.	107
260	How honest were you in filling out this survey?	107

List of Figures

1	Grade Chart	12
2	Gender Chart	13
3	Age Chart	14
4	Ethnic Origin Chart	15

1 INTRODUCTION

This report was generated from data collected on the *2011 Arkansas Prevention Needs Assessment Student Survey*. This report contains basic frequency tables of all data collected and graphs on the selected demographic variables of grade, gender, age and ethnic origin. The graph on ethnic origin is represented as a bar chart rather than as a pie chart. This is because students were allowed to mark more than one response for ethnic origin as opposed to being allowed to mark only one response. The bars represent the percent of students who marked each of the ethnic categories.

Questions regarding the information found in this report can be directed to:

Pride Surveys

160 Vanderbilt Court
Bowling Green, KY 42103
1-800-279-6361
www.pridesurveys.com

Grade Chart

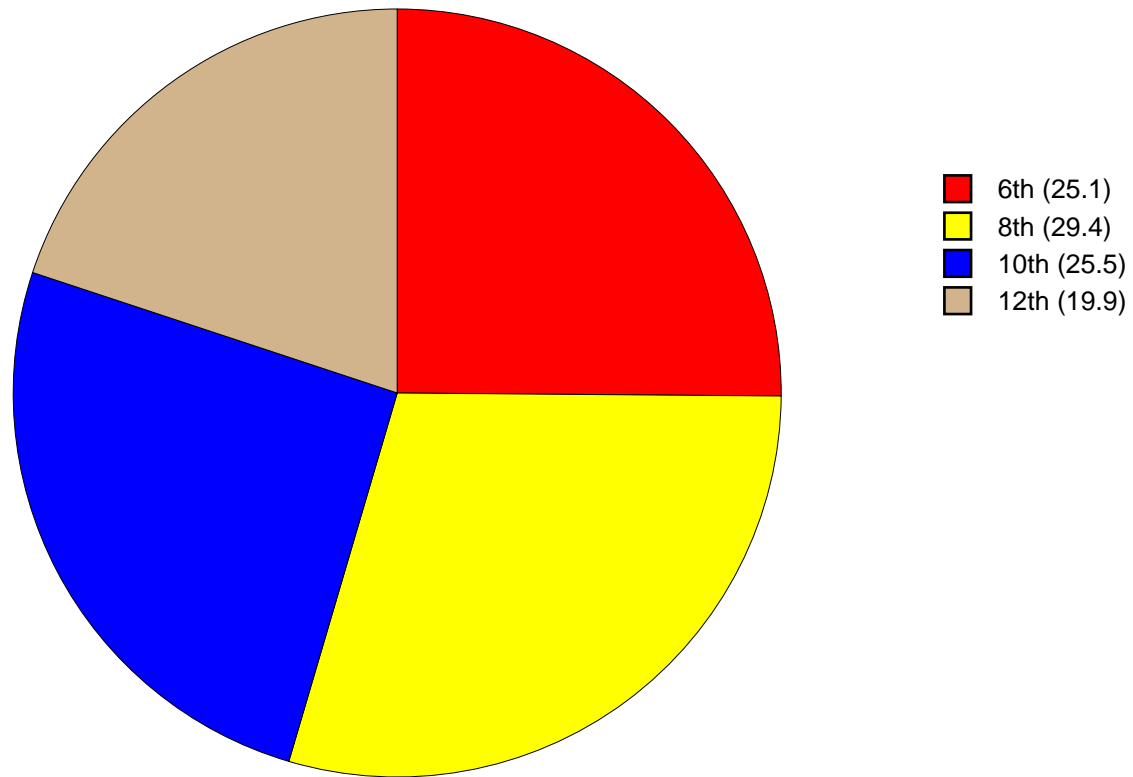


Figure 1: Grade Chart

Gender Chart

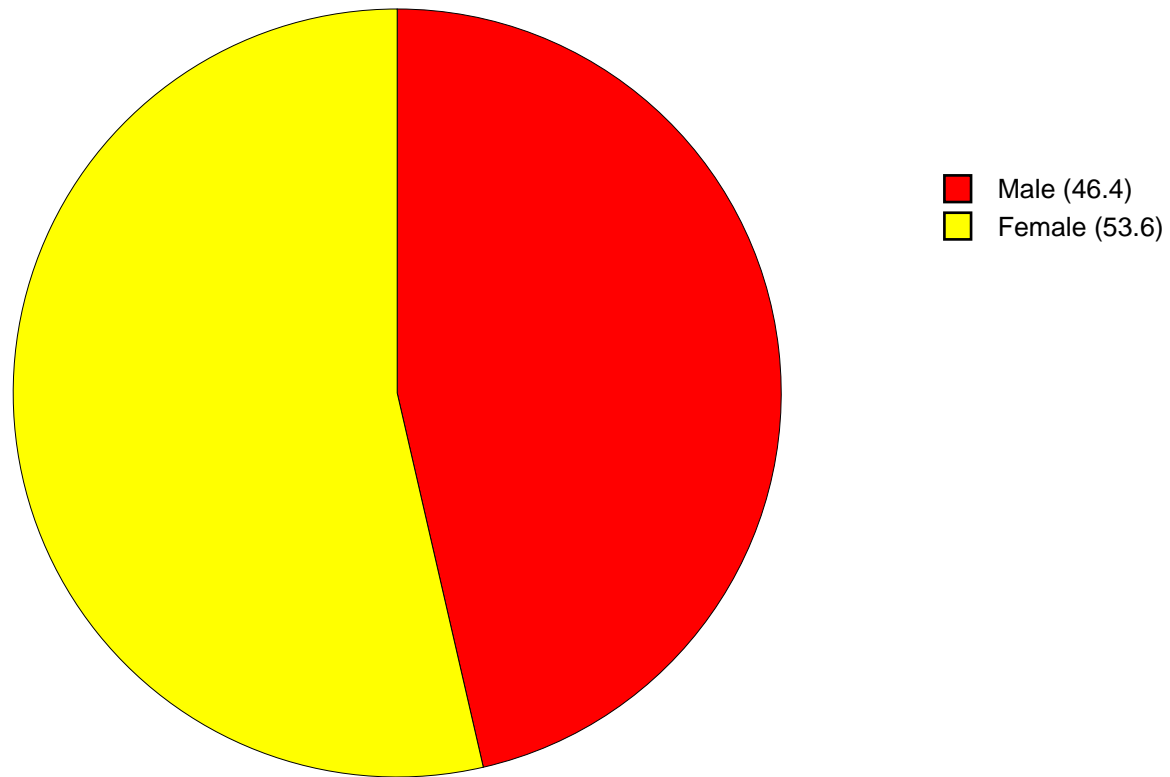


Figure 2: Gender Chart

Age Chart

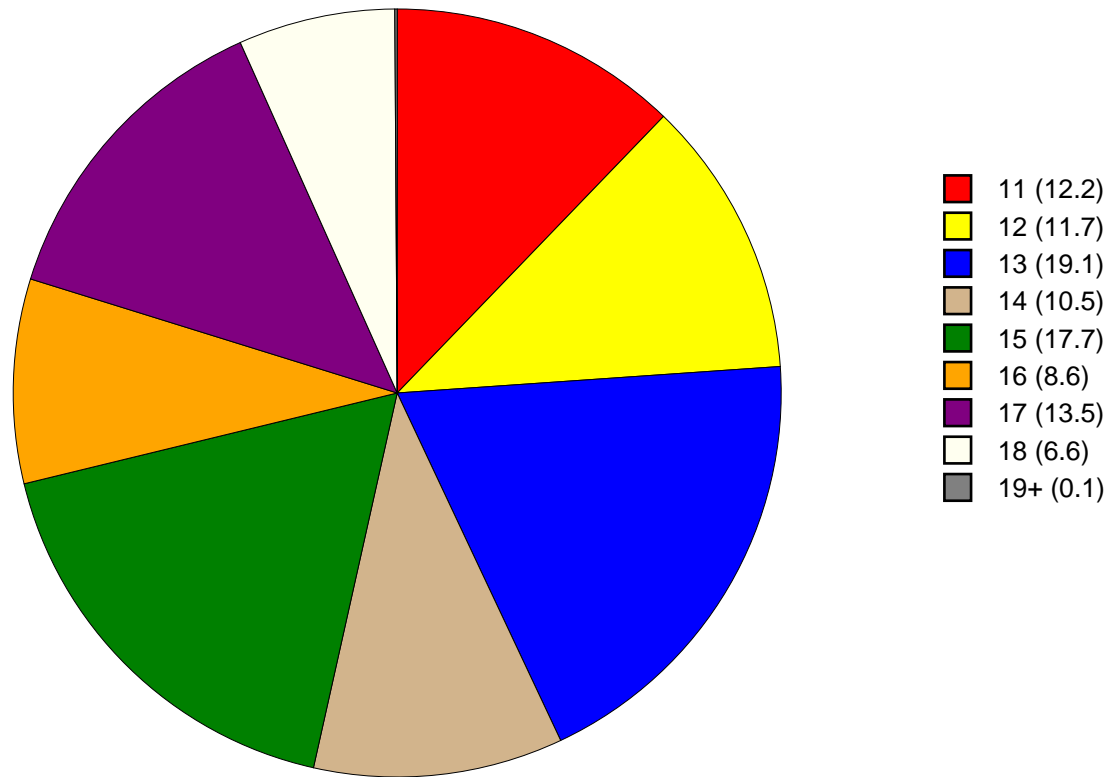


Figure 3: Age Chart

Ethnic Origin Chart

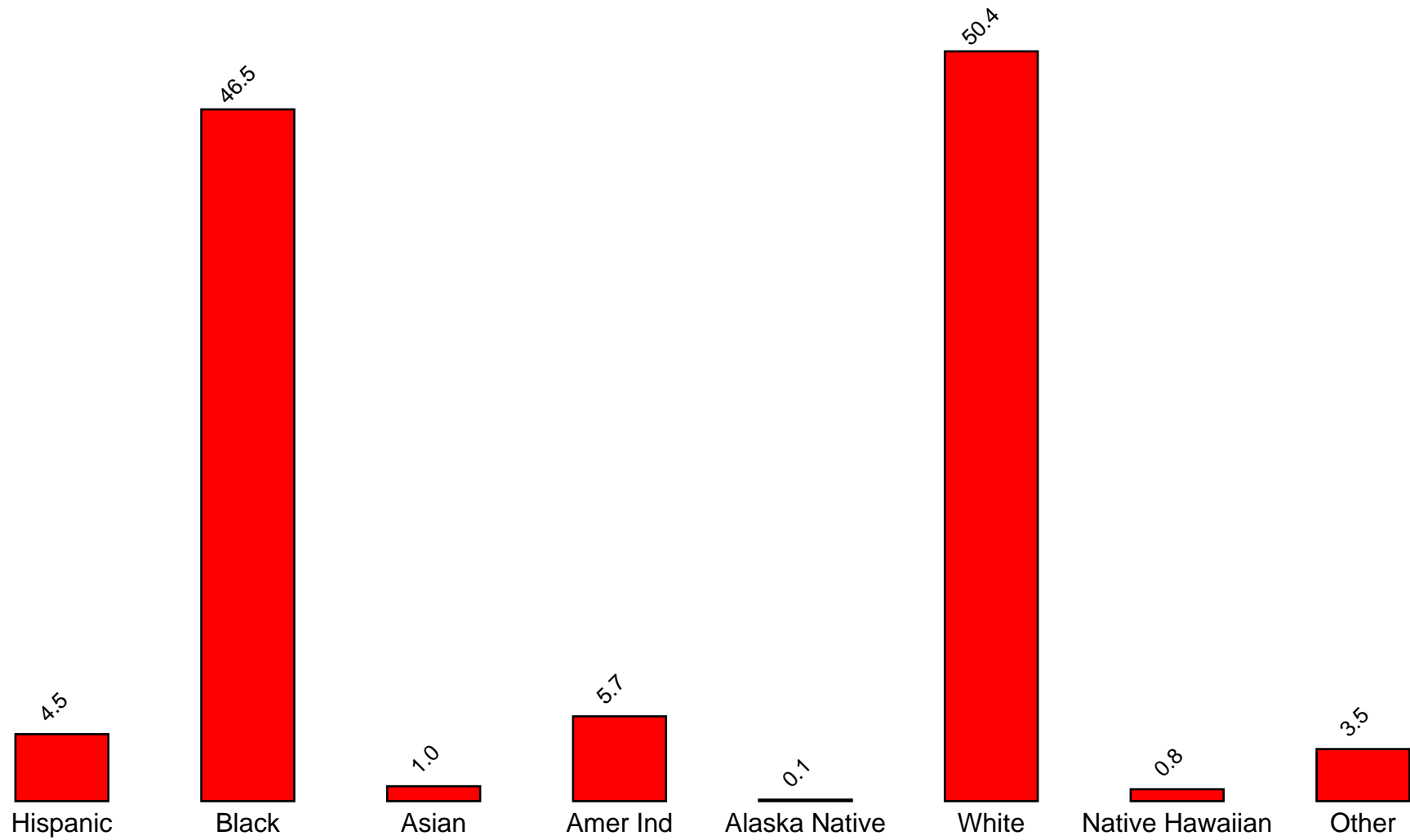


Figure 4: Ethnic Origin Chart

2 PERCENTAGE TABLES

The following tables contain frequency distribution detailing how your students responded to each question on the survey. The tables appear in the same order as the questions on the survey. The tables include breakdowns by grade level as well as overall percentages. The *N of Valid* row is a frequency count of the number of valid responses to each question for each grade and overall. The *N of Miss* row is a frequency count of the number of invalid (marked more than one response) or missing (i.e. did not respond) responses to each question for each grade and overall.

For the questions that allowed more than one response (i.e. race, live with, etc.) each response becomes a separate table. If a student did not mark the response, that was counted as a NO response, and if they did mark the response, that was counted as a YES response. Since a non response is a valid response for these questions, the *N of Miss* will always be zero for these questions.

Table 1: Sex



Response	6	8	10	12	Total	
Male	54.9	42.1	41.7	48.2	46.4	
Female	45.1	57.9	58.3	51.8	53.6	
N of Valid	215	252	218	168	853	
N of Miss	2	2	2	4	10	

Table 2: Age










Response	6	8	10	12	Total	
10 or younger	0.0	0.0	0.0	0.0	0.0	
11	48.8	0.0	0.0	0.0	12.2	
12	46.5	0.4	0.0	0.0	11.7	
13	4.7	60.9	0.0	0.0	19.1	
14	0.0	35.2	0.5	0.0	10.5	
15	0.0	3.6	65.0	0.0	17.7	
16	0.0	0.0	32.7	1.2	8.6	
17	0.0	0.0	1.8	65.1	13.5	
18	0.0	0.0	0.0	33.1	6.6	
19 or older	0.0	0.0	0.0	0.6	0.1	
N of Valid	215	253	220	172	860	
N of Miss	2	1	0	0	3	

Table 3: Are you Hispanic or Latino?



Response	6	8	10	12	Total	
No	95.4	95.1	96.2	95.3	95.5	
Yes	4.6	4.9	3.8	4.7	4.5	
N of Valid	196	246	209	169	820	
N of Miss	21	8	10	3	42	

Table 4: What is your race? Black or African American



Response	6	8	10	12	Total	
No	52.1	49.6	59.1	54.1	53.5	
Yes	47.9	50.4	40.9	45.9	46.5	
N of Valid	217	254	220	172	863	
N of Miss	0	0	0	0	0	

Table 5: What is your race? Asian



Response	6	8	10	12	Total	
No	98.2	99.2	99.5	98.8	99.0	
Yes	1.8	0.8	0.5	1.2	1.0	
N of Valid	217	254	220	172	863	
N of Miss	0	0	0	0	0	

Table 6: What is your race? American Indian



Response	6	8	10	12	Total	
No	90.8	96.9	95.5	93.6	94.3	
Yes	9.2	3.1	4.5	6.4	5.7	
N of Valid	217	254	220	172	863	
N of Miss	0	0	0	0	0	

Table 7: What is your race? Alaska Native



Response	6	8	10	12	Total	
No	99.5	100.0	100.0	100.0	99.9	
Yes	0.5	0.0	0.0	0.0	0.1	
N of Valid	217	254	220	172	863	
N of Miss	0	0	0	0	0	

Table 8: What is your race? White



Response	6	8	10	12	Total	
No	53.0	53.5	40.9	50.6	49.6	
Yes	47.0	46.5	59.1	49.4	50.4	
N of Valid	217	254	220	172	863	
N of Miss	0	0	0	0	0	

Table 9: What is your race? Native Hawaiian or Other Pacific Islander



Response	6	8	10	12	Total	
No	99.1	99.6	99.1	98.8	99.2	
Yes	0.9	0.4	0.9	1.2	0.8	
N of Valid	217	254	220	172	863	
N of Miss	0	0	0	0	0	

Table 10: What is your race? Other



Response	6	8	10	12	Total	
No	95.9	96.9	98.6	94.2	96.5	
Yes	4.1	3.1	1.4	5.8	3.5	
N of Valid	217	254	220	172	863	
N of Miss	0	0	0	0	0	

Table 11: What is the highest level of schooling completed by your mother or father?









Response	6	8	10	12	Total	
Completed grade school or less	5.5	0.8	1.8	1.2	2.3	
Some high school	1.5	5.2	4.6	11.3	5.4	
Completed high school	21.1	23.3	21.1	22.6	22.1	
Some college	12.1	18.1	24.3	23.2	19.3	
Completed college	18.6	19.7	26.1	23.2	21.8	
Graduate or professional school after college	8.5	10.4	8.3	8.9	9.1	
Don't know	31.2	20.5	11.5	8.3	18.2	
Does not apply	1.5	2.0	2.3	1.2	1.8	
N of Valid	199	249	218	168	834	
N of Miss	11	5	1	1	18	

Table 12: Think of where you live most of the time. Which of the following people live there with you? Mother



Response	6	8	10	12	Total	
No	14.3	16.5	16.8	18.0	16.3	
Yes	85.7	83.5	83.2	82.0	83.7	
N of Valid	217	254	220	172	863	
N of Miss	0	0	0	0	0	

Table 13: Think of where you live most of the time. Which of the following people live there with you? Stepmother



Response	6	8	10	12	Total	
No	96.8	96.1	94.5	94.2	95.5	
Yes	3.2	3.9	5.5	5.8	4.5	
N of Valid	217	254	220	172	863	
N of Miss	0	0	0	0	0	

Table 14: Think of where you live most of the time. Which of the following people live there with you? Foster Mother



Response	6	8	10	12	Total	
No	99.1	99.6	97.7	99.4	99.0	
Yes	0.9	0.4	2.3	0.6	1.0	
N of Valid	217	254	220	172	863	
N of Miss	0	0	0	0	0	

Table 15: Think of where you live most of the time. Which of the following people live there with you? Grandmother



Response	6	8	10	12	Total	
No	85.7	86.2	85.0	88.4	86.2	
Yes	14.3	13.8	15.0	11.6	13.8	
N of Valid	217	254	220	172	863	
N of Miss	0	0	0	0	0	

Table 16: Think of where you live most of the time. Which of the following people live there with you? Aunt



Response	6	8	10	12	Total	
No	93.1	96.9	95.0	98.3	95.7	
Yes	6.9	3.1	5.0	1.7	4.3	
N of Valid	217	254	220	172	863	
N of Miss	0	0	0	0	0	

Table 17: Think of where you live most of the time. Which of the following people live there with you? Father



Response	6	8	10	12	Total	
No	51.2	53.5	50.5	55.8	52.6	
Yes	48.8	46.5	49.5	44.2	47.4	
N of Valid	217	254	220	172	863	
N of Miss	0	0	0	0	0	

Table 18: Think of where you live most of the time. Which of the following people live there with you? Stepfather



Response	6	8	10	12	Total	
No	84.8	82.3	84.1	84.9	83.9	
Yes	15.2	17.7	15.9	15.1	16.1	
N of Valid	217	254	220	172	863	
N of Miss	0	0	0	0	0	

Table 19: Think of where you live most of the time. Which of the following people live there with you? Foster Father



Response	6	8	10	12	Total	
No	99.5	99.6	97.7	99.4	99.1	
Yes	0.5	0.4	2.3	0.6	0.9	
N of Valid	217	254	220	172	863	
N of Miss	0	0	0	0	0	

Table 20: Think of where you live most of the time. Which of the following people live there with you? Grandfather



Response	6	8	10	12	Total	
No	93.5	94.5	93.6	93.0	93.7	
Yes	6.5	5.5	6.4	7.0	6.3	
N of Valid	217	254	220	172	863	
N of Miss	0	0	0	0	0	

Table 21: Think of where you live most of the time. Which of the following people live there with you? Uncle



Response	6	8	10	12	Total	
No	94.9	97.6	97.3	98.3	97.0	
Yes	5.1	2.4	2.7	1.7	3.0	
N of Valid	217	254	220	172	863	
N of Miss	0	0	0	0	0	

Table 22: Think of where you live most of the time. Which of the following people live there with you? Other Adults



Response	6	8	10	12	Total	
No	98.6	99.2	98.2	96.5	98.3	
Yes	1.4	0.8	1.8	3.5	1.7	
N of Valid	217	254	220	172	863	
N of Miss	0	0	0	0	0	

Table 23: Think of where you live most of the time. Which of the following people live there with you? Brother(s)



Response	6	8	10	12	Total	
No	59.9	57.9	62.7	73.3	62.7	
Yes	40.1	42.1	37.3	26.7	37.3	
N of Valid	217	254	220	172	863	
N of Miss	0	0	0	0	0	

Table 24: Think of where you live most of the time. Which of the following people live there with you? Stepbrother(s)



Response	6	8	10	12	Total	
No	96.8	98.0	95.0	98.3	97.0	
Yes	3.2	2.0	5.0	1.7	3.0	
N of Valid	217	254	220	172	863	
N of Miss	0	0	0	0	0	

Table 25: Think of where you live most of the time. Which of the following people live there with you? Sister(s)



Response	6	8	10	12	Total	
No	57.6	66.9	64.1	70.3	64.5	
Yes	42.4	33.1	35.9	29.7	35.5	
N of Valid	217	254	220	172	863	
N of Miss	0	0	0	0	0	

Table 26: Think of where you live most of the time. Which of the following people live there with you? Stepsister(s)

Response	6	8	10	12	Total	
No	95.9	98.8	95.9	98.8	97.3	
Yes	4.1	1.2	4.1	1.2	2.7	
N of Valid	217	254	220	172	863	
N of Miss	0	0	0	0	0	

Table 27: Think of where you live most of the time. Which of the following people live there with you? Other Children

Response	6	8	10	12	Total	
No	95.9	96.5	93.6	94.8	95.2	
Yes	4.1	3.5	6.4	5.2	4.8	
N of Valid	217	254	220	172	863	
N of Miss	0	0	0	0	0	

Table 28: In my school, students have lots of chances to help decide things like class activities and rules.

Response	6	8	10	12	Total	
NO!	22.8	24.5	15.9	25.1	22.0	
no	40.3	30.4	37.7	41.9	37.0	
yes	31.1	35.6	38.6	27.5	33.7	
YES!	5.8	9.5	7.7	5.4	7.3	
N of Valid	206	253	220	167	846	
N of Miss	11	1	0	5	17	

Table 29: Teachers ask me to work on special classroom projects.

Response	6	8	10	12	Total	
NO!	8.5	8.3	9.1	12.4	9.4	
no	37.7	37.0	39.3	39.6	38.3	
yes	39.2	44.5	41.1	37.9	41.0	
YES!	14.6	10.2	10.5	10.1	11.4	
N of Valid	212	254	219	169	854	
N of Miss	4	0	1	3	8	

Table 30: My teacher(s) notices when I am doing a good job and lets me know about it.

Response	6	8	10	12	Total
NO!	4.8	4.8	5.5	9.1	5.8
no	7.2	14.3	22.8	21.8	16.2
yes	43.5	47.2	50.7	50.3	47.8
YES!	44.5	33.7	21.0	18.8	30.2
N of Valid	209	252	219	165	845
N of Miss	7	2	1	7	17

Table 31: There are lots of chances for students in my school to get involved in sports, clubs, and other school activities outside of class.

Response	6	8	10	12	Total
NO!	4.7	1.6	2.7	4.2	3.2
no	13.2	4.7	5.5	3.6	6.8
yes	51.9	36.4	40.6	39.5	42.0
YES!	30.2	57.3	51.1	52.7	48.1
N of Valid	212	253	219	167	851
N of Miss	4	1	1	5	11

Table 32: There are lots of chances for students in my school to talk with a teacher one-on-one.

Response	6	8	10	12	Total
NO!	5.7	3.1	4.1	7.7	4.9
no	11.8	16.9	27.4	22.6	19.5
yes	51.9	51.6	45.7	47.0	49.2
YES!	30.7	28.3	22.8	22.6	26.4
N of Valid	212	254	219	168	853
N of Miss	5	0	1	4	10

Table 33: I feel safe at my school.

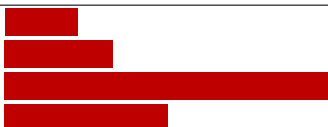
Response	6	8	10	12	Total	
NO!	9.5	4.7	12.3	12.6	9.4	
no	12.4	15.7	14.5	18.6	15.2	
yes	46.7	53.1	53.6	49.7	51.0	
YES!	31.4	26.4	19.5	19.2	24.4	
N of Valid	210	254	220	167	851	
N of Miss	7	0	0	5	12	

Table 34: The school lets my parents know when I have done something well.

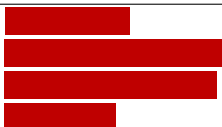
Response	6	8	10	12	Total	
NO!	9.1	13.4	25.6	26.3	18.0	
no	20.7	29.1	40.6	47.3	33.6	
yes	42.8	40.6	24.2	18.6	32.5	
YES!	27.4	16.9	9.6	7.8	15.8	
N of Valid	208	254	219	167	848	
N of Miss	9	0	1	5	15	

Table 35: My teachers praise me when I work hard in school.


Response	6	8	10	12	Total	
NO!	11.2	13.0	17.3	18.9	14.8	
no	28.2	33.5	36.8	42.7	34.8	
yes	35.4	39.8	35.0	31.1	35.8	
YES!	25.2	13.8	10.9	7.3	14.6	
N of Valid	206	254	220	164	844	
N of Miss	11	0	0	8	19	

Table 36: Are your school grades better than the grades of most students in your class?

Response	6	8	10	12	Total
NO!	7.7	5.5	4.1	6.5	5.9
no	24.5	28.5	22.3	14.2	23.1
yes	41.3	47.8	50.9	54.4	48.4
YES!	26.4	18.2	22.7	24.9	22.7
N of Valid	208	253	220	169	850
N of Miss	9	1	0	3	12

Table 37: I have lots of chances to be part of class discussions or activities.

Response	6	8	10	12	Total
NO!	8.2	3.2	1.8	7.1	4.8
no	16.3	17.0	13.6	18.9	16.4
yes	47.1	46.6	56.8	55.6	51.2
YES!	28.4	33.2	27.7	18.3	27.6
N of Valid	208	253	220	169	850
N of Miss	9	1	0	3	13

Table 38: Now thinking back over the past year in school, how often did you: enjoy being in school?

Response	6	8	10	12	Total
Never	12.7	6.3	9.2	10.8	9.5
Seldom	5.4	10.7	12.0	19.8	11.5
Sometimes	38.5	46.4	42.4	43.1	42.8
Often	22.4	22.6	28.6	21.0	23.8
Almost always	21.0	13.9	7.8	5.4	12.4
N of Valid	205	252	217	167	841
N of Miss	11	2	3	5	21

Table 39: Now thinking back over the past year in school, how often did you: hate being in school?

Response	6	8	10	12	Total
Never	22.5	10.7	7.3	4.2	11.4
Seldom	16.2	22.2	27.1	16.8	20.9
Sometimes	36.8	38.9	36.7	32.9	36.6
Often	9.8	17.5	18.8	27.5	18.0
Almost always	14.7	10.7	10.1	18.6	13.1
N of Valid	204	252	218	167	841
N of Miss	11	2	2	5	20

Table 40: Now thinking back over the past year in school, how often did you: try to do your best work in school?

Response	6	8	10	12	Total
Never	0.0	0.4	1.8	1.2	0.8
Seldom	0.5	0.8	3.2	4.2	2.0
Sometimes	9.4	12.0	15.1	12.0	12.2
Often	19.2	29.1	26.9	38.6	28.0
Almost always	70.9	57.8	53.0	44.0	57.0
N of Valid	203	251	219	166	839
N of Miss	14	3	1	6	24

Table 41: How often do you feel that the school work you are assigned is meaningful and important?

Response	6	8	10	12	Total
Never	7.8	3.1	6.0	7.3	5.8
Seldom	7.8	13.8	17.1	23.0	15.0
Sometimes	18.9	27.6	31.8	41.8	29.3
Often	31.1	32.7	29.5	17.6	28.5
Almost always	34.5	22.8	15.7	10.3	21.4
N of Valid	206	254	217	165	842
N of Miss	11	0	3	7	21

Table 42: Putting them all together, what were your grades like last year?

Response	6	8	10	12	Total	
Mostly F's	1.1	0.4	0.5	0.6	0.6	
Mostly D's	3.2	5.7	3.7	3.1	4.1	
Mostly C's	15.7	28.7	21.0	18.5	21.7	
Mostly B's	36.8	36.0	40.2	38.9	37.9	
Mostly A's	43.2	29.1	34.6	38.9	35.8	
N of Valid	185	247	214	162	808	
N of Miss	6	1	6	7	14	

Table 43: How important do you think the things you are learning in school are going to be for your later life?

Response	6	8	10	12	Total	
Very important	63.0	47.6	32.7	20.1	42.2	
Quite important	18.8	22.6	27.3	23.8	23.1	
Fairly important	11.1	18.7	24.5	33.5	21.2	
Slightly important	4.8	9.1	11.4	18.9	10.5	
Not at all important	2.4	2.0	4.1	3.7	3.0	
N of Valid	208	252	220	164	844	
N of Miss	9	1	0	8	18	

Table 44: How interesting are most of your courses to you?

Response	6	8	10	12	Total	
Very interesting and stimulating	24.9	13.5	8.2	6.1	13.4	
Quite interesting	33.3	31.3	27.3	19.5	28.4	
Fairly interesting	24.9	34.5	42.3	39.6	35.2	
Slightly dull	10.0	13.1	14.5	24.4	14.9	
Very dull	7.0	7.5	7.7	10.4	8.0	
N of Valid	201	252	220	164	837	
N of Miss	16	2	0	8	26	

Table 45: During the LAST FOUR WEEKS how many whole days of school have you missed because you skipped or 'cut'?








Response	6	8	10	12	Total	
None	72.9	82.6	79.1	65.9	76.0	
1	8.1	4.3	8.2	11.6	7.7	
2	8.6	5.5	4.1	11.0	7.0	
3	4.3	3.2	3.2	7.9	4.4	
4-5	5.2	2.8	3.2	1.8	3.3	
6-10	0.5	0.8	1.4	1.2	0.9	
11 or more	0.5	0.8	0.9	0.6	0.7	
N of Valid	210	253	220	164	847	
N of Miss	7	1	0	8	16	

Table 46: What are the chances you would be seen as cool if you: smoked cigarettes?






Response	6	8	10	12	Total	
No or very little chance	86.4	72.0	56.6	53.3	67.9	
Little chance	5.8	14.4	20.5	19.4	14.9	
Some chance	2.9	7.2	13.7	16.4	9.6	
Pretty good chance	2.4	4.0	3.2	7.3	4.0	
Very good chance	2.4	2.4	5.9	3.6	3.6	
N of Valid	206	250	219	165	840	
N of Miss	11	3	1	6	21	

Table 47: What are the chances you would be seen as cool if you: worked hard at school?






Response	6	8	10	12	Total	
No or very little chance	5.7	6.3	7.3	12.2	7.6	
Little chance	9.5	8.3	13.7	23.2	12.9	
Some chance	10.0	26.1	26.0	29.9	22.8	
Pretty good chance	23.3	22.5	31.1	18.3	24.1	
Very good chance	51.4	36.8	21.9	16.5	32.6	
N of Valid	210	253	219	164	846	
N of Miss	6	1	1	8	16	

Table 48: What are the chances you would be seen as cool if you: began drinking alcoholic beverages regularly, that is, at least once or twice a month?






Response	6	8	10	12	Total	
No or very little chance	85.1	68.7	46.6	37.0	60.6	
Little chance	5.9	12.3	11.9	19.4	12.1	
Some chance	4.5	11.5	23.3	17.0	14.0	
Pretty good chance	2.0	4.0	11.9	18.2	8.4	
Very good chance	2.5	3.6	6.4	8.5	5.0	
N of Valid	202	252	219	165	838	
N of Miss	13	2	1	7	23	

Table 49: What are the chances you would be seen as cool if you: defended someone who was being verbally abused at school?






Response	6	8	10	12	Total	
No or very little chance	24.8	18.8	12.4	17.6	18.3	
Little chance	10.9	9.6	13.3	19.4	12.8	
Some chance	18.8	23.2	29.4	29.7	25.0	
Pretty good chance	20.3	22.8	24.8	20.6	22.3	
Very good chance	25.2	25.6	20.2	12.7	21.6	
N of Valid	202	250	218	165	835	
N of Miss	15	3	2	7	27	

Table 50: What are the chances you would be seen as cool if you: smoked marijuana?






Response	6	8	10	12	Total	
No or very little chance	88.1	74.7	48.8	40.7	64.6	
Little chance	4.0	11.2	14.3	12.3	10.5	
Some chance	3.0	4.8	15.7	16.7	9.5	
Pretty good chance	2.5	4.4	9.7	15.4	7.5	
Very good chance	2.5	4.8	11.5	14.8	8.0	
N of Valid	202	249	217	162	830	
N of Miss	15	4	3	8	30	

Table 51: What are the chances you would be seen as cool if you: carried a handgun?






Response	6	8	10	12	Total	
No or very little chance	82.4	75.7	67.7	67.1	73.5	
Little chance	7.0	10.4	14.7	17.1	12.0	
Some chance	5.5	3.2	7.8	7.9	5.9	
Pretty good chance	3.0	4.8	2.8	4.3	3.7	
Very good chance	2.0	6.0	6.9	3.7	4.8	
N of Valid	199	251	217	164	831	
N of Miss	16	2	3	8	29	

Table 52: What are the chances you would be seen as cool if you: regularly volunteered to do community service?






Response	6	8	10	12	Total	
No or very little chance	33.8	30.1	28.4	25.5	29.6	
Little chance	16.2	15.7	19.3	26.1	18.8	
Some chance	13.6	19.7	27.5	26.7	21.7	
Pretty good chance	13.1	20.5	15.6	16.4	16.6	
Very good chance	23.2	14.1	9.2	5.5	13.3	
N of Valid	198	249	218	165	830	
N of Miss	19	5	2	7	33	

Table 53: Think of your four best friends (the friends you feel closest to). In the past year (12 months), how many of your best friends have: participated in clubs, organizations or activities at school?






Response	6	8	10	12	Total	
0	21.2	10.3	8.8	6.1	11.7	
1	14.8	14.2	11.2	11.5	13.0	
2	16.7	15.0	16.3	13.9	15.6	
3	14.3	16.6	14.4	17.6	15.7	
4	33.0	43.9	49.3	50.9	44.0	
N of Valid	203	253	215	165	836	
N of Miss	13	1	5	7	26	

Table 54: Think of your four best friends (the friends you feel closest to). In the past year (12 months), how many of your best friends have: smoked cigarettes?


Response	6	8	10	12	Total	
0	90.7	75.4	57.7	54.3	70.4	
1	4.9	16.3	16.7	14.6	13.3	
2	2.9	5.6	12.6	12.8	8.1	
3	0.5	0.8	5.6	4.9	2.8	
4	1.0	2.0	7.4	13.4	5.4	
N of Valid	204	252	215	164	835	
N of Miss	12	1	5	8	26	

Table 55: Think of your four best friends (the friends you feel closest to). In the past year (12 months), how many of your best friends have: tried beer, wine or hard liquor (for example, vodka, whiskey, or gin) when their parents didn't know about it?


Response	6	8	10	12	Total	
0	87.7	63.6	34.6	26.8	54.8	
1	5.9	12.6	22.6	15.9	14.2	
2	2.0	9.9	12.0	14.6	9.4	
3	2.0	4.7	8.8	15.9	7.3	
4	2.5	9.1	22.1	26.8	14.3	
N of Valid	204	253	217	164	838	
N of Miss	12	1	3	8	24	

Table 56: Think of your four best friends (the friends you feel closest to). In the past year (12 months), how many of your best friends have: made a commitment to stay drug-free?


Response	6	8	10	12	Total	
0	13.6	19.5	36.4	36.8	25.8	
1	6.8	7.2	11.5	14.1	9.6	
2	6.8	9.2	10.1	8.6	8.7	
3	5.8	11.2	12.4	12.9	10.5	
4	67.0	53.0	29.5	27.6	45.4	
N of Valid	206	251	217	163	837	
N of Miss	10	2	3	8	23	

Table 57: Think of your four best friends (the friends you feel closest to). In the past year (12 months), how many of your best friends have: used marijuana?






Response	6	8	10	12	Total	
0	94.6	84.1	57.9	48.1	72.9	
1	2.0	8.3	16.8	13.0	9.9	
2	2.0	2.0	8.4	14.8	6.1	
3	0.5	2.8	5.6	8.0	4.0	
4	1.0	2.8	11.2	16.0	7.1	
N of Valid	203	252	214	162	831	
N of Miss	13	1	6	10	30	

Table 58: Think of your four best friends (the friends you feel closest to). In the past year (12 months), how many of your best friends have: tried to do well in school?






Response	6	8	10	12	Total	
0	2.4	2.4	3.7	4.3	3.1	
1	4.4	4.0	4.6	5.5	4.5	
2	6.8	7.5	12.9	17.1	10.6	
3	13.7	17.4	18.0	19.5	17.0	
4	72.7	68.8	60.8	53.7	64.7	
N of Valid	205	253	217	164	839	
N of Miss	11	1	3	8	23	

Table 59: Think of your four best friends (the friends you feel closest to). In the past year (12 months), how many of your best friends have: used LSD, cocaine, amphetamines, or other illegal drugs?






Response	6	8	10	12	Total	
0	98.0	95.2	89.4	86.6	92.7	
1	1.0	3.6	5.1	6.1	3.8	
2	0.0	0.4	1.8	3.7	1.3	
3	0.0	0.0	2.3	2.4	1.1	
4	1.0	0.8	1.4	1.2	1.1	
N of Valid	204	249	217	164	834	
N of Miss	13	4	3	8	28	

Table 60: Think of your four best friends (the friends you feel closest to). In the past year (12 months), how many of your best friends have: been suspended from school?






Response	6	8	10	12	Total	
0	59.6	56.0	63.0	66.9	60.8	
1	20.2	19.0	16.7	18.4	18.6	
2	8.4	13.1	13.0	7.4	10.8	
3	3.9	2.4	5.1	1.8	3.4	
4	7.9	9.5	2.3	5.5	6.5	
N of Valid	203	252	216	163	834	
N of Miss	11	2	4	8	25	

Table 61: Think of your four best friends (the friends you feel closest to). In the past year (12 months), how many of your best friends have: liked school?






Response	6	8	10	12	Total	
0	24.6	23.5	24.1	42.9	27.7	
1	11.3	11.6	14.4	9.8	11.9	
2	16.7	19.9	22.2	22.7	20.3	
3	14.3	17.5	19.9	9.8	15.8	
4	33.0	27.5	19.4	14.7	24.2	
N of Valid	203	251	216	163	833	
N of Miss	12	3	4	9	28	

Table 62: Think of your four best friends (the friends you feel closest to). In the past year (12 months), how many of your best friends have: carried a handgun?






Response	6	8	10	12	Total	
0	93.6	92.4	94.0	88.4	92.3	
1	2.0	4.0	2.8	2.4	2.9	
2	3.0	0.8	0.0	3.0	1.6	
3	1.0	0.8	2.3	1.2	1.3	
4	0.5	2.0	0.9	4.9	1.9	
N of Valid	203	251	217	164	835	
N of Miss	12	3	3	8	26	

Table 63: Think of your four best friends (the friends you feel closest to). In the past year (12 months), how many of your best friends have: sold illegal drugs?






Response	6	8	10	12	Total	
0	98.5	95.2	84.7	82.8	90.9	
1	0.0	3.6	7.9	5.5	4.2	
2	0.5	0.0	5.6	8.0	3.1	
3	1.0	0.4	0.9	0.6	0.7	
4	0.0	0.8	0.9	3.1	1.1	
N of Valid	203	250	216	163	832	
N of Miss	13	4	4	9	30	

Table 64: Think of your four best friends (the friends you feel closest to). In the past year (12 months), how many of your best friends have: regularly attended religious services?






Response	6	8	10	12	Total	
0	34.4	13.2	14.8	11.0	18.2	
1	10.8	8.0	9.7	13.4	10.2	
2	9.7	15.6	20.8	15.9	15.6	
3	10.8	14.8	17.6	17.7	15.2	
4	34.4	48.4	37.0	42.1	40.8	
N of Valid	195	250	216	164	825	
N of Miss	21	4	3	8	36	

Table 65: Think of your four best friends (the friends you feel closest to). In the past year (12 months), how many of your best friends have: stolen or tried to steal a motor vehicle such as a car or motorcycle?






Response	6	8	10	12	Total	
0	96.1	95.6	92.2	90.2	93.8	
1	1.9	2.4	3.2	4.9	3.0	
2	0.0	0.4	1.8	2.4	1.1	
3	0.0	0.0	1.4	0.6	0.5	
4	1.9	1.6	1.4	1.8	1.7	
N of Valid	206	252	217	164	839	
N of Miss	11	2	3	8	24	

Table 66: Think of your four best friends (the friends you feel closest to). In the past year (12 months), how many of your best friends have: been arrested?






Response	6	8	10	12	Total	
0	91.6	88.5	87.1	85.4	88.3	
1	4.9	8.3	6.5	6.7	6.7	
2	1.5	1.6	5.1	4.3	3.0	
3	0.5	1.2	0.5	1.8	1.0	
4	1.5	0.4	0.9	1.8	1.1	
N of Valid	203	252	217	164	836	
N of Miss	14	2	3	8	27	

Table 67: Think of your four best friends (the friends you feel closest to). In the past year (12 months), how many of your best friends have: dropped out of school?






Response	6	8	10	12	Total	
0	93.6	96.0	93.1	87.8	93.1	
1	3.4	2.0	3.7	7.9	3.9	
2	1.5	0.4	1.4	3.0	1.4	
3	0.0	0.4	1.4	1.2	0.7	
4	1.5	1.2	0.5	0.0	0.8	
N of Valid	203	252	217	164	836	
N of Miss	14	2	3	8	27	

Table 68: Think of your four best friends (the friends you feel closest to). In the past year (12 months), how many of your best friends have: been members of a gang?






Response	6	8	10	12	Total	
0	87.7	84.5	77.4	85.4	83.6	
1	2.5	8.3	9.7	6.7	6.9	
2	2.5	0.4	6.5	1.8	2.7	
3	2.5	4.0	2.8	0.6	2.6	
4	4.9	2.8	3.7	5.5	4.1	
N of Valid	204	252	217	164	837	
N of Miss	13	2	3	8	26	

Table 69: How old were you when you first: smoked marijuana?










Response	6	8	10	12	Total	
Never	99.0	92.5	73.1	66.7	84.0	
10 or younger	0.0	2.4	2.3	1.2	1.5	
11	0.5	0.8	2.3	1.2	1.2	
12	0.0	1.6	5.9	5.5	3.1	
13	0.0	1.2	3.7	5.5	2.4	
14	0.0	1.2	5.5	3.0	2.4	
15	0.0	0.4	6.8	3.6	2.6	
16	0.0	0.0	0.5	7.3	1.5	
17 or older	0.5	0.0	0.0	6.1	1.3	
N of Valid	209	253	219	165	846	
N of Miss	8	1	1	6	15	

Table 70: How old were you when you first: smoked a cigarette, even just a puff?










Response	6	8	10	12	Total	
Never	91.3	74.2	60.1	55.5	71.1	
10 or younger	5.8	11.1	12.4	7.9	9.5	
11	1.9	4.0	5.0	3.7	3.7	
12	1.0	6.0	6.4	5.5	4.8	
13	0.0	3.6	5.0	6.7	3.7	
14	0.0	1.2	6.9	4.9	3.1	
15	0.0	0.0	3.2	3.0	1.4	
16	0.0	0.0	0.9	9.8	2.1	
17 or older	0.0	0.0	0.0	3.0	0.6	
N of Valid	207	252	218	164	841	
N of Miss	10	2	1	6	19	

Table 71: How old were you when you first: had more than a sip or two of beer, wine or hard liquor (for example, vodka, whiskey, or gin)?










Response	6	8	10	12	Total	
Never	82.2	63.1	40.1	33.7	56.2	
10 or younger	9.6	10.3	14.7	4.3	10.1	
11	5.8	7.1	5.1	3.7	5.6	
12	2.4	7.9	5.1	7.4	5.7	
13	0.0	9.5	9.7	9.8	7.3	
14	0.0	2.0	15.2	8.6	6.2	
15	0.0	0.0	7.8	8.0	3.6	
16	0.0	0.0	2.3	14.1	3.3	
17 or older	0.0	0.0	0.0	10.4	2.0	
N of Valid	208	252	217	163	840	
N of Miss	9	1	2	7	19	

Table 72: How old were you when you first: began drinking alcoholic beverages regularly, that is, at least once or twice a month?










Response	6	8	10	12	Total	
Never	97.6	94.8	76.1	71.5	86.1	
10 or younger	0.5	1.6	1.8	0.0	1.1	
11	0.5	0.8	1.8	0.6	1.0	
12	1.0	0.8	1.8	2.4	1.4	
13	0.0	1.6	4.1	2.4	2.0	
14	0.0	0.4	4.1	4.8	2.1	
15	0.0	0.0	8.7	3.6	3.0	
16	0.0	0.0	0.9	8.5	1.9	
17 or older	0.5	0.0	0.5	6.1	1.4	
N of Valid	207	251	218	165	841	
N of Miss	10	2	1	6	19	

Table 73: How old were you when you first: used phenoxydine (pox, px, breeze)?


Response	6	8	10	12	Total	
Never	100.0	100.0	100.0	100.0	100.0	
10 or younger	0.0	0.0	0.0	0.0	0.0	
11	0.0	0.0	0.0	0.0	0.0	
12	0.0	0.0	0.0	0.0	0.0	
13	0.0	0.0	0.0	0.0	0.0	
14	0.0	0.0	0.0	0.0	0.0	
15	0.0	0.0	0.0	0.0	0.0	
16	0.0	0.0	0.0	0.0	0.0	
17 or older	0.0	0.0	0.0	0.0	0.0	
N of Valid	199	251	218	166	834	
N of Miss	18	1	2	6	27	

Table 74: How old were you when you first: got suspended from school?









Response	6	8	10	12	Total	
Never	82.9	74.8	79.5	72.9	77.6	
10 or younger	9.3	5.6	5.5	4.2	6.2	
11	4.9	5.2	2.3	1.8	3.7	
12	2.9	6.8	2.7	3.6	4.2	
13	0.0	6.4	5.0	4.2	4.0	
14	0.0	1.2	3.2	6.6	2.5	
15	0.0	0.0	1.4	6.0	1.5	
16	0.0	0.0	0.5	0.6	0.2	
17 or older	0.0	0.0	0.0	0.0	0.0	
N of Valid	205	250	219	166	840	
N of Miss	10	2	1	6	19	

Table 75: How old were you when you first: got arrested?










Response	6	8	10	12	Total	
Never	96.6	97.6	95.0	92.1	95.6	
10 or younger	2.0	0.8	0.5	0.0	0.8	
11	1.0	0.0	0.5	0.6	0.5	
12	0.0	0.0	0.9	0.6	0.4	
13	0.0	1.2	0.9	0.0	0.6	
14	0.0	0.4	0.9	1.8	0.7	
15	0.0	0.0	0.9	1.2	0.5	
16	0.0	0.0	0.0	1.8	0.4	
17 or older	0.5	0.0	0.5	1.8	0.6	
N of Valid	204	253	218	165	840	
N of Miss	13	1	2	6	22	

Table 76: How old were you when you first: carried a handgun?










Response	6	8	10	12	Total	
Never	96.6	96.0	95.4	91.0	95.0	
10 or younger	1.5	1.2	0.5	1.2	1.1	
11	1.0	0.4	0.5	0.6	0.6	
12	0.5	0.8	0.9	0.6	0.7	
13	0.0	0.8	1.8	0.6	0.8	
14	0.0	0.8	0.9	1.2	0.7	
15	0.0	0.0	0.0	3.0	0.6	
16	0.0	0.0	0.0	0.6	0.1	
17 or older	0.5	0.0	0.0	1.2	0.4	
N of Valid	206	251	218	166	841	
N of Miss	11	3	2	6	22	

Table 77: How old were you when you first: attacked someone with the idea of seriously hurting them?


Response	6	8	10	12	Total	
Never	82.0	80.5	78.5	78.2	79.9	
10 or younger	9.3	5.6	8.7	1.8	6.5	
11	6.8	2.4	3.2	3.0	3.8	
12	2.0	3.6	0.9	2.4	2.3	
13	0.0	4.8	2.3	3.0	2.6	
14	0.0	3.2	3.2	4.2	2.6	
15	0.0	0.0	2.3	2.4	1.1	
16	0.0	0.0	0.9	1.2	0.5	
17 or older	0.0	0.0	0.0	3.6	0.7	
N of Valid	205	251	219	165	840	
N of Miss	10	1	1	6	18	

Table 78: How old were you when you first: belonged to a gang?


Response	6	8	10	12	Total	
Never	94.2	96.4	92.7	93.9	94.4	
10 or younger	1.4	0.4	2.3	0.0	1.1	
11	2.9	1.2	0.0	0.0	1.1	
12	1.0	0.0	1.8	0.6	0.8	
13	0.0	0.8	0.5	0.0	0.4	
14	0.0	1.2	0.9	0.6	0.7	
15	0.0	0.0	1.4	2.4	0.8	
16	0.0	0.0	0.5	1.2	0.4	
17 or older	0.5	0.0	0.0	1.2	0.4	
N of Valid	207	253	219	165	844	
N of Miss	10	1	1	7	19	

Table 79: How wrong do you think it is for someone your age to: take a handgun to school?

Response	6	8	10	12	Total	
Very wrong	90.4	88.9	88.1	90.3	89.4	
Wrong	6.7	7.9	9.6	5.5	7.6	
A little bit wrong	1.9	2.4	0.9	2.4	1.9	
Not wrong at all	1.0	0.8	1.4	1.8	1.2	
N of Valid	209	253	219	165	846	
N of Miss	8	1	1	7	17	

Table 80: How wrong do you think it is for someone your age to: steal anything worth more than \$5?

Response	6	8	10	12	Total	
Very wrong	67.5	62.8	59.8	66.7	63.9	
Wrong	23.9	24.9	29.7	26.7	26.2	
A little bit wrong	5.7	10.3	9.1	6.7	8.2	
Not wrong at all	2.9	2.0	1.4	0.0	1.7	
N of Valid	209	253	219	165	846	
N of Miss	8	1	1	7	17	

Table 81: How wrong do you think it is for someone your age to: pick a fight with someone?

Response	6	8	10	12	Total	
Very wrong	51.0	53.0	43.8	50.9	49.7	
Wrong	29.6	29.5	32.4	26.1	29.6	
A little bit wrong	13.1	12.7	21.0	18.2	16.1	
Not wrong at all	6.3	4.8	2.7	4.8	4.6	
N of Valid	206	251	219	165	841	
N of Miss	11	3	1	7	22	

Table 82: How wrong do you think it is for someone your age to: attack someone with the idea of seriously hurting them?

Response	6	8	10	12	Total	
Very wrong	75.4	72.6	62.8	64.8	69.2	
Wrong	14.0	16.7	23.9	19.4	18.4	
A little bit wrong	6.3	6.7	9.2	12.7	8.4	
Not wrong at all	4.3	4.0	4.1	3.0	3.9	
N of Valid	207	252	218	165	842	
N of Miss	10	2	2	7	21	

Table 83: How wrong do you think it is for someone your age to: stay away from school all day when their parents think they are at school?

Response	6	8	10	12	Total	
Very wrong	78.0	71.5	57.8	49.7	65.3	
Wrong	16.3	19.4	26.6	29.7	22.5	
A little bit wrong	3.8	7.5	11.0	15.8	9.1	
Not wrong at all	1.9	1.6	4.6	4.8	3.1	
N of Valid	209	253	218	165	845	
N of Miss	8	1	2	7	18	

Table 84: How wrong do you think it is for someone your age to: drink beer, wine or hard liquor (for example, vodka, whiskey, or gin) regularly?

Response	6	8	10	12	Total	
Very wrong	85.1	72.3	53.0	45.1	65.2	
Wrong	9.1	14.6	20.5	15.9	15.0	
A little bit wrong	3.4	9.1	17.8	25.6	13.2	
Not wrong at all	2.4	4.0	8.7	13.4	6.6	
N of Valid	208	253	219	164	844	
N of Miss	9	1	1	8	19	

Table 85: How wrong do you think it is for someone your age to: smoke cigarettes?





Response	6	8	10	12	Total	
Very wrong	84.5	75.4	55.3	50.9	67.6	
Wrong	9.2	15.9	24.7	21.8	17.7	
A little bit wrong	4.3	4.4	11.9	17.0	8.8	
Not wrong at all	1.9	4.4	8.2	10.3	5.9	
N of Valid	207	252	219	165	843	
N of Miss	10	2	1	7	20	

Table 86: How wrong do you think it is for someone your age to: smoke marijuana?





Response	6	8	10	12	Total	
Very wrong	94.2	87.0	65.0	53.9	76.7	
Wrong	2.9	6.7	13.4	15.2	9.1	
A little bit wrong	1.4	3.5	12.0	15.2	7.5	
Not wrong at all	1.4	2.8	9.7	15.8	6.8	
N of Valid	208	254	217	165	844	
N of Miss	9	0	3	7	19	

Table 87: How wrong do you think it is for someone your age to: use LSD, cocaine, amphetamines or another illegal drug?





Response	6	8	10	12	Total	
Very wrong	96.2	95.3	92.7	89.7	93.7	
Wrong	2.4	2.4	5.0	7.3	4.0	
A little bit wrong	0.5	1.2	1.4	2.4	1.3	
Not wrong at all	1.0	1.2	0.9	0.6	0.9	
N of Valid	208	253	218	165	844	
N of Miss	9	1	2	7	19	

Table 88: At school during the past 12 months, did you receive help from the resource teacher, speech therapist or other special education teacher?



Response	6	8	10	12	Total	
No	72.3	88.5	94.0	91.2	86.8	
Yes	27.7	11.5	6.0	8.8	13.2	
N of Valid	184	244	215	159	802	
N of Miss	33	10	5	13	61	

Table 89: How many times in the past year (12 months) have you: been suspended from school?







Response	6	8	10	12	Total	
Never	84.5	83.3	88.2	90.2	86.2	
1 to 2 times	12.1	12.0	9.5	9.1	10.8	
3 to 5 times	1.9	3.6	0.9	0.0	1.8	
6 to 9 times	0.5	0.8	0.5	0.6	0.6	
10 to 19 times	1.0	0.0	0.0	0.0	0.2	
20 to 29 times	0.0	0.0	0.0	0.0	0.0	
30 to 39 times	0.0	0.0	0.0	0.0	0.0	
40+ times	0.0	0.4	0.9	0.0	0.4	
N of Valid	207	251	220	164	842	
N of Miss	10	3	0	7	20	

Table 90: How many times in the past year (12 months) have you: carried a handgun?








Response	6	8	10	12	Total	
Never	96.1	96.4	96.4	91.5	95.4	
1 to 2 times	1.5	1.6	1.8	0.6	1.4	
3 to 5 times	0.5	0.8	0.5	0.6	0.6	
6 to 9 times	0.0	0.0	0.0	1.8	0.4	
10 to 19 times	0.5	0.0	0.0	1.8	0.5	
20 to 29 times	0.0	0.0	0.0	1.2	0.2	
30 to 39 times	0.0	0.0	0.0	0.0	0.0	
40+ times	1.5	1.2	1.4	2.4	1.5	
N of Valid	206	251	220	165	842	
N of Miss	11	3	0	7	21	

Table 91: How many times in the past year (12 months) have you: sold illegal drugs?








Response	6	8	10	12	Total	
Never	99.5	99.2	94.5	92.1	96.7	
1 to 2 times	0.0	0.0	2.3	1.2	0.8	
3 to 5 times	0.0	0.0	0.0	3.0	0.6	
6 to 9 times	0.0	0.4	2.3	1.2	0.9	
10 to 19 times	0.0	0.0	0.0	1.2	0.2	
20 to 29 times	0.0	0.4	0.0	0.0	0.1	
30 to 39 times	0.0	0.0	0.0	0.0	0.0	
40+ times	0.5	0.0	0.9	1.2	0.6	
N of Valid	207	251	220	165	843	
N of Miss	10	3	0	7	20	

Table 92: How many times in the past year (12 months) have you: stolen or tried to steal a motor vehicle such as a car or motorcycle?







Response	6	8	10	12	Total	
Never	98.5	98.8	96.8	96.3	97.7	
1 to 2 times	1.0	0.4	1.4	0.6	0.8	
3 to 5 times	0.0	0.4	0.5	2.5	0.7	
6 to 9 times	0.5	0.4	0.0	0.0	0.2	
10 to 19 times	0.0	0.0	0.0	0.0	0.0	
20 to 29 times	0.0	0.0	0.0	0.0	0.0	
30 to 39 times	0.0	0.0	0.5	0.0	0.1	
40+ times	0.0	0.0	0.9	0.6	0.4	
N of Valid	206	250	220	163	839	
N of Miss	10	4	0	8	22	

Table 93: How many times in the past year (12 months) have you: participated in clubs, organizations or activities at school?









Response	6	8	10	12	Total	
Never	34.8	17.2	16.9	17.6	21.5	
1 to 2 times	25.5	22.4	15.1	11.5	19.1	
3 to 5 times	18.6	24.4	14.6	12.1	18.0	
6 to 9 times	7.8	10.4	11.0	12.7	10.4	
10 to 19 times	4.4	7.2	7.8	11.5	7.5	
20 to 29 times	1.5	4.4	7.8	6.1	4.9	
30 to 39 times	0.5	2.4	2.7	4.2	2.4	
40+ times	6.9	11.6	24.2	24.2	16.2	
N of Valid	204	250	219	165	838	
N of Miss	13	4	1	7	24	

Table 94: How many times in the past year (12 months) have you: been arrested?







Response	6	8	10	12	Total	
Never	97.1	97.2	94.5	93.3	95.7	
1 to 2 times	1.9	2.0	4.5	4.8	3.2	
3 to 5 times	0.5	0.4	0.9	0.6	0.6	
6 to 9 times	0.0	0.4	0.0	0.6	0.2	
10 to 19 times	0.0	0.0	0.0	0.0	0.0	
20 to 29 times	0.0	0.0	0.0	0.6	0.1	
30 to 39 times	0.0	0.0	0.0	0.0	0.0	
40+ times	0.5	0.0	0.0	0.0	0.1	
N of Valid	206	250	220	165	841	
N of Miss	11	3	0	7	21	

Table 95: How many times in the past year (12 months) have you: done extra work on your own for school?









Response	6	8	10	12	Total	
Never	31.9	31.6	26.4	27.4	29.5	
1 to 2 times	26.6	25.2	19.5	15.9	22.2	
3 to 5 times	12.6	17.6	14.1	17.7	15.5	
6 to 9 times	9.7	9.6	13.6	12.2	11.2	
10 to 19 times	4.8	6.4	12.3	9.1	8.1	
20 to 29 times	1.4	1.6	5.0	9.1	3.9	
30 to 39 times	2.9	2.0	1.4	1.2	1.9	
40+ times	10.1	6.0	7.7	7.3	7.7	
N of Valid	207	250	220	164	841	
N of Miss	10	3	0	8	21	

Table 96: How many times in the past year (12 months) have you: attacked someone with the idea of seriously hurting them?









Response	6	8	10	12	Total	
Never	83.5	80.9	83.2	87.8	83.5	
1 to 2 times	8.7	13.5	10.5	6.7	10.2	
3 to 5 times	3.9	2.8	1.4	2.4	2.6	
6 to 9 times	0.5	1.6	2.7	1.2	1.5	
10 to 19 times	1.0	0.4	0.9	0.0	0.6	
20 to 29 times	0.5	0.0	0.5	1.2	0.5	
30 to 39 times	0.0	0.4	0.0	0.6	0.2	
40+ times	1.9	0.4	0.9	0.0	0.8	
N of Valid	206	251	220	164	841	
N of Miss	10	3	0	8	21	

Table 97: How many times in the past year (12 months) have you: been drunk or high at school?









Response	6	8	10	12	Total	
Never	97.6	96.0	85.8	78.2	90.2	
1 to 2 times	1.5	2.0	7.8	7.9	4.5	
3 to 5 times	0.0	0.4	2.7	4.2	1.7	
6 to 9 times	0.0	0.8	1.4	2.4	1.1	
10 to 19 times	0.0	0.0	0.5	2.4	0.6	
20 to 29 times	0.0	0.4	0.0	1.2	0.4	
30 to 39 times	0.0	0.0	0.9	0.0	0.2	
40+ times	1.0	0.4	0.9	3.6	1.3	
N of Valid	206	248	219	165	838	
N of Miss	11	6	1	7	25	

Table 98: How many times in the past year (12 months) have you: volunteered to do community service?









Response	6	8	10	12	Total	
Never	62.6	57.4	50.9	38.2	53.2	
1 to 2 times	17.5	19.9	16.8	18.8	18.3	
3 to 5 times	9.7	12.0	12.3	10.3	11.2	
6 to 9 times	4.4	5.2	7.3	10.3	6.5	
10 to 19 times	1.5	2.4	5.5	7.3	3.9	
20 to 29 times	0.5	0.8	2.3	6.1	2.1	
30 to 39 times	0.5	1.2	0.0	2.4	1.0	
40+ times	3.4	1.2	5.0	6.7	3.8	
N of Valid	206	251	220	165	842	
N of Miss	11	3	0	7	21	

Table 99: How many times in the past year (12 months) have you: taken a handgun to school?








Response	6	8	10	12	Total	
Never	99.5	98.8	98.2	96.9	98.5	
1 to 2 times	0.5	0.4	0.5	1.8	0.7	
3 to 5 times	0.0	0.0	0.5	0.0	0.1	
6 to 9 times	0.0	0.0	0.0	0.6	0.1	
10 to 19 times	0.0	0.4	0.5	0.0	0.2	
20 to 29 times	0.0	0.4	0.0	0.0	0.1	
30 to 39 times	0.0	0.0	0.0	0.0	0.0	
40+ times	0.0	0.0	0.5	0.6	0.2	
N of Valid	207	251	220	163	841	
N of Miss	10	3	0	9	22	

Table 100: Are you currently on probation, or assigned a probation officer with Juvenile Court?



Response	6	8	10	12	Total	
No	94.7	97.3	95.7	98.6	96.5	
Yes	5.3	2.7	4.3	1.4	3.5	
N of Valid	170	223	208	142	743	
N of Miss	47	31	12	30	120	

Table 101: Have you ever belonged to a gang?






Response	6	8	10	12	Total	
No	90.5	91.2	91.4	92.7	91.4	
No, but would like to	2.0	2.0	0.5	0.6	1.3	
Yes, in the past	4.0	4.4	4.1	3.0	4.0	
Yes, belong now	2.5	1.6	4.1	3.0	2.8	
Yes, but would like to get out	1.0	0.8	0.0	0.6	0.6	
N of Valid	199	251	220	164	834	
N of Miss	16	3	0	8	27	

Table 102: If you have ever belonged to a gang, did that gang have a name?

Response	6	8	10	12	Total
No	12.2	8.7	12.3	17.0	12.1
Yes	8.1	5.6	8.7	6.9	7.3
I have never belonged to a gang	79.7	85.7	79.0	76.1	80.7
N of Valid	197	252	219	159	827
N of Miss	19	2	1	12	33

Table 103: How many times have you done the following things? done what feels good no matter what.

Response	6	8	10	12	Total
Never	55.4	30.5	28.4	17.3	33.3
I've done it, but not in the past year	9.7	14.6	15.8	8.6	12.6
Less than once a month	4.6	9.8	11.2	10.5	9.0
About once a month	3.6	7.3	8.4	10.5	7.3
2 or 3 times a month	10.3	8.9	9.8	13.0	10.3
Once a week or more	16.4	28.9	26.5	40.1	27.5
N of Valid	195	246	215	162	818
N of Miss	20	8	3	10	41

Table 104: How many times have you done the following things? done something dangerous because someone dared you to do it.

Response	6	8	10	12	Total
Never	73.5	61.4	50.9	50.6	59.5
I've done it, but not in the past year	18.5	18.9	24.1	20.4	20.4
Less than once a month	3.0	8.0	10.6	14.8	8.8
About once a month	3.0	4.4	6.5	3.7	4.5
2 or 3 times a month	1.0	2.8	5.1	7.4	3.9
Once a week or more	1.0	4.4	2.8	3.1	2.9
N of Valid	200	249	216	162	827
N of Miss	16	5	4	10	35

Table 105: How many times have you done the following things? done crazy things even if they are a little dangerous.







Response	6	8	10	12	Total	
Never	63.0	41.8	29.0	32.1	41.7	
I've done it, but not in the past year	18.0	24.3	24.0	23.5	22.5	
Less than once a month	3.5	9.2	15.2	12.3	10.0	
About once a month	4.0	6.0	10.1	9.3	7.2	
2 or 3 times a month	4.5	5.2	10.1	9.9	7.2	
Once a week or more	7.0	13.5	11.5	13.0	11.3	
N of Valid	200	251	217	162	830	
N of Miss	17	3	3	10	33	

Table 106: You're looking at CD's in a music store with a friend. You look up and see her slip a CD under her coat. She smiles and says 'Which one do you want? Go ahead, take it while nobody's around.' There is nobody in sight, no employees and no other customers. What would you do now?





Response	6	8	10	12	Total	
Ignore her	19.8	16.9	24.1	26.1	21.3	
Grab a CD and leave the store	2.5	4.4	5.9	4.3	4.3	
Tell her to put the CD back	63.4	46.4	36.8	39.8	46.7	
Act like it is a joke, and ask her to put the CD back	14.4	32.3	33.2	29.8	27.7	
N of Valid	202	248	220	161	831	
N of Miss	13	3	0	11	27	

Table 107: You are visiting another part of town, and you don't know any of the people your age there. You are walking down the street, and some teenager you don't know is walking toward you. He is about your size, and as he is about to pass you, he deliberately bumps into you and you almost lose your balance. What would you say or do?





Response	6	8	10	12	Total	
Push the person back	21.8	19.8	17.3	11.9	18.1	
Say 'Excuse me' and keep on walking	44.1	41.5	47.3	49.7	45.2	
Say 'Watch where you are going' and keep on walking	28.2	26.6	24.5	22.0	25.6	
Swear at the person and walk away	5.9	12.1	10.9	16.4	11.1	
N of Valid	202	248	220	159	829	
N of Miss	13	3	0	12	28	

Table 108: You are at a party at someone's house, and one of your friends offers you a drink containing alcohol. What would you say or do?





Response	6	8	10	12	Total	
Drink it	4.9	10.4	31.1	40.6	20.3	
Tell your friend, 'No thanks, I don't drink' and suggest that you and your friend go and do something else	51.2	37.1	26.0	28.1	35.9	
Just say, 'No thanks' and walk away	27.6	33.9	32.9	27.5	30.9	
Make up a good excuse, tell your friend you had something else to do, and leave	16.3	18.7	10.0	3.8	13.0	
N of Valid	203	251	219	160	833	
N of Miss	14	3	1	12	30	

Table 109: It's 8:00 on a weeknight and you are about to go over to a friend's home when your mother asks you where you are going. You say 'Oh, just going to go hang out with some friends.' She says, 'No, you'll just get into trouble if you go out. Stay home tonight.' What would you do now?





Response	6	8	10	12	Total	
Leave the house anyway	7.6	6.8	9.2	13.8	9.0	
Explain what you are going to do with your friends, tell her when you will get home, and ask if you can go out	44.9	54.8	66.5	66.9	57.9	
Not say anything and start watching TV	41.9	30.4	17.4	11.3	26.0	
Get into an argument with her	5.6	8.0	6.9	8.1	7.1	
N of Valid	198	250	218	160	826	
N of Miss	17	3	1	12	33	

Table 110: How often do you attend religious services or activities?





Response	6	8	10	12	Total	
Never	27.7	7.2	7.3	8.3	12.2	
Rarely	19.4	17.3	18.2	21.0	18.7	
1-2 Times a Month	11.5	14.5	10.9	16.6	13.2	
About Once a Week or More	41.4	61.0	63.6	54.1	55.8	
N of Valid	191	249	220	157	817	
N of Miss	26	5	0	15	46	

Table 111: I do the opposite of what people tell me, just to get them mad.





Response	6	8	10	12	Total	
Very False	60.6	36.3	39.5	43.9	44.4	
Somewhat False	17.6	26.2	24.1	24.2	23.2	
Somewhat True	18.7	34.3	30.0	28.0	28.2	
Very True	3.1	3.2	6.4	3.8	4.2	
N of Valid	193	248	220	157	818	
N of Miss	24	6	0	15	45	

Table 112: I like to see how much I can get away with.





Response	6	8	10	12	Total	
Very False	63.9	40.2	38.1	41.4	45.4	
Somewhat False	16.8	23.7	28.0	22.3	22.9	
Somewhat True	15.7	24.5	26.1	24.8	22.9	
Very True	3.7	11.6	7.8	11.5	8.7	
N of Valid	191	249	218	157	815	
N of Miss	26	5	2	15	48	

Table 113: I ignore rules that get in my way.





Response	6	8	10	12	Total	
Very False	68.6	53.8	44.1	40.0	52.0	
Somewhat False	13.6	22.9	31.8	34.8	25.4	
Somewhat True	11.0	18.5	17.7	20.0	16.8	
Very True	6.8	4.8	6.4	5.2	5.8	
N of Valid	191	249	220	155	815	
N of Miss	25	5	0	17	47	

Table 114: I think sometimes it's okay to cheat at school.





Response	6	8	10	12	Total	
NO!	64.9	45.2	18.6	18.2	37.4	
no	26.6	33.6	38.2	39.0	34.2	
yes	6.9	18.4	34.5	31.2	22.5	
YES!	1.6	2.8	8.6	11.7	5.8	
N of Valid	188	250	220	154	812	
N of Miss	28	4	0	18	50	

Table 115: It is important to think before you act.





Response	6	8	10	12	Total	
NO!	4.9	1.6	1.8	3.9	2.9	
no	1.6	4.0	3.2	2.6	3.0	
yes	28.6	30.1	34.2	30.5	31.0	
YES!	64.9	64.3	60.7	63.0	63.2	
N of Valid	185	249	219	154	807	
N of Miss	32	4	1	18	55	

Table 116: Sometimes I think that life is not worth it.





Response	6	8	10	12	Total	
NO!	52.2	50.4	47.5	48.4	49.6	
no	22.0	25.8	24.4	25.5	24.5	
yes	18.1	15.7	18.4	17.6	17.4	
YES!	7.7	8.1	9.7	8.5	8.5	
N of Valid	182	248	217	153	800	
N of Miss	35	5	3	19	62	

Table 117: At times I think I am no good at all.

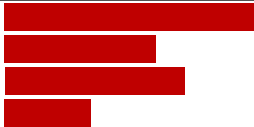
Response	6	8	10	12	Total	
NO!	39.2	39.5	39.5	36.6	38.9	
no	19.9	21.4	20.0	30.7	22.4	
yes	26.0	27.0	29.5	24.8	27.1	
YES!	14.9	12.1	10.9	7.8	11.6	
N of Valid	181	248	220	153	802	
N of Miss	36	5	0	19	60	

Table 118: All in all, I am inclined to think that I am a failure.


Response	6	8	10	12	Total	
NO!	48.3	57.7	53.9	51.0	53.3	
no	26.4	23.6	30.1	34.6	28.2	
yes	15.5	12.2	9.6	11.1	12.0	
YES!	9.8	6.5	6.4	3.3	6.6	
N of Valid	174	246	219	153	792	
N of Miss	43	8	1	19	71	

Table 119: In the past year, have you felt depressed or sad MOST days, even if you felt okay sometimes?


Response	6	8	10	12	Total	
NO!	26.5	29.8	29.5	31.4	29.3	
no	20.4	21.0	24.5	24.2	22.4	
yes	35.4	27.8	28.6	28.8	29.9	
YES!	17.7	21.4	17.3	15.7	18.3	
N of Valid	181	248	220	153	802	
N of Miss	36	6	0	19	61	

Table 120: It is all right to beat up people if they start the fight.





Response	6	8	10	12	Total	
NO!	40.6	28.6	29.2	30.7	31.9	
no	17.8	18.5	20.1	16.3	18.4	
yes	20.6	25.8	21.5	26.8	23.6	
YES!	21.1	27.0	29.2	26.1	26.1	
N of Valid	180	248	219	153	800	
N of Miss	37	6	1	19	63	

Table 121: I think it is okay to take something without asking if you can get away with it.





Response	6	8	10	12	Total	
NO!	67.6	65.3	60.5	63.4	64.1	
no	26.8	28.6	32.7	32.0	30.0	
yes	2.2	4.5	2.7	3.9	3.4	
YES!	3.4	1.6	4.1	0.7	2.5	
N of Valid	179	245	220	153	797	
N of Miss	37	9	0	19	65	

Table 122: Sometimes we don't know what we will do as adults, but we may have an idea. Please answer how true these statements may be for you. WHEN I AM AN ADULT I WILL: smoke cigarettes.





Response	6	8	10	12	Total	
NO!	74.7	77.8	68.9	70.1	73.2	
no	21.3	16.5	17.8	16.9	18.0	
yes	3.4	3.2	7.3	7.1	5.1	
YES!	0.6	2.4	5.9	5.8	3.6	
N of Valid	178	248	219	154	799	
N of Miss	38	6	1	18	62	

Table 123: Sometimes we don't know what we will do as adults, but we may have an idea. Please answer how true these statements may be for you. WHEN I AM AN ADULT I WILL: drink beer, wine, or liquor.





Response	6	8	10	12	Total	
NO!	63.5	44.4	31.8	33.3	43.1	
no	18.0	23.4	18.0	15.7	19.2	
yes	17.4	25.0	36.9	31.4	27.8	
YES!	1.1	7.3	13.4	19.6	9.9	
N of Valid	178	248	217	153	796	
N of Miss	39	6	3	19	67	

Table 124: Sometimes we don't know what we will do as adults, but we may have an idea. Please answer how true these statements may be for you. WHEN I AM AN ADULT I WILL: smoke marijuana.





Response	6	8	10	12	Total	
NO!	86.0	85.8	69.4	63.4	77.1	
no	11.7	9.7	16.4	17.6	13.5	
yes	2.2	2.8	8.7	11.8	6.0	
YES!	0.0	1.6	5.5	7.2	3.4	
N of Valid	179	247	219	153	798	
N of Miss	38	7	1	19	64	

Table 125: Sometimes we don't know what we will do as adults, but we may have an idea. Please answer how true these statements may be for you. WHEN I AM AN ADULT I WILL: use LSD, cocaine, amphetamines or another illegal drug.





Response	6	8	10	12	Total	
NO!	91.0	93.5	89.1	93.5	91.7	
no	8.5	6.0	8.2	5.9	7.1	
yes	0.0	0.0	0.9	0.0	0.3	
YES!	0.6	0.4	1.8	0.7	0.9	
N of Valid	177	248	220	153	798	
N of Miss	40	6	0	19	65	

Table 126: How much do you think people risk harming themselves (physically or in other ways) if they: smoked one or more packs of cigarettes per day?

Response	6	8	10	12	Total	
No risk	37.9	9.8	5.1	10.0	14.7	
Slight risk	6.9	6.9	6.9	8.0	7.1	
Moderate risk	18.4	17.5	17.5	16.0	17.4	
Great risk	36.8	65.9	70.5	66.0	60.7	
N of Valid	174	246	217	150	787	
N of Miss	43	8	3	22	76	

Table 127: How much do you think people risk harming themselves (physically or in other ways) if they: try marijuana once or twice?

Response	6	8	10	12	Total	
No risk	37.0	15.9	18.1	35.1	24.8	
Slight risk	20.2	22.0	29.6	22.5	23.8	
Moderate risk	17.3	21.6	26.4	19.9	21.7	
Great risk	25.4	40.4	25.9	22.5	29.7	
N of Valid	173	245	216	151	785	
N of Miss	44	9	3	21	77	

Table 128: How much do you think people risk harming themselves (physically or in other ways) if they: smoke marijuana regularly?

Response	6	8	10	12	Total	
No risk	34.7	11.6	9.9	20.8	18.0	
Slight risk	5.2	5.4	13.2	22.1	10.7	
Moderate risk	9.2	8.3	21.2	13.4	13.0	
Great risk	50.9	74.8	55.7	43.6	58.2	
N of Valid	173	242	212	149	776	
N of Miss	44	11	7	23	85	

Table 129: How much do you think people risk harming themselves (physically or in other ways) if they: take one or two drinks of an alcoholic beverage (beer, wine, liquor) nearly every day?


Response	6	8	10	12	Total	
No risk	37.6	16.2	11.9	15.3	19.5	
Slight risk	15.0	19.0	20.2	26.7	19.9	
Moderate risk	23.7	27.9	32.6	26.0	27.9	
Great risk	23.7	36.8	35.3	32.0	32.6	
N of Valid	173	247	218	150	788	
N of Miss	44	7	2	22	75	

Table 130: How much do you think people risk harming themselves (physically or in other ways) if they: have five or more drinks once or twice each weekend?


Response	6	8	10	12	Total	
No risk	34.5	11.4	8.3	11.9	15.7	
Slight risk	8.8	11.0	12.4	11.9	11.1	
Moderate risk	18.7	16.7	22.1	25.2	20.3	
Great risk	38.0	61.0	57.1	51.0	53.0	
N of Valid	171	246	217	151	785	
N of Miss	45	8	3	21	77	

Table 131: Have you ever used smokeless tobacco (chew, snuff, plug, dipping tobacco, or chewing tobacco)?


Response	6	8	10	12	Total	
Never	90.8	87.8	80.7	79.5	84.9	
Once or Twice	4.6	6.5	10.6	10.6	8.0	
Once in a while but not regularly	1.2	2.9	3.2	4.6	2.9	
Regularly in the past	2.9	1.2	0.5	2.6	1.7	
Regularly now	0.6	1.6	5.0	2.6	2.5	
N of Valid	173	245	218	151	787	
N of Miss	44	8	2	21	75	

Table 132: How often have you taken smokeless tobacco during the past 30 days?


Response	6	8	10	12	Total	
Not at all	97.1	93.5	93.1	92.7	94.0	
Once or twice	2.3	4.1	2.3	2.0	2.8	
Once or twice per week	0.6	0.4	0.0	1.3	0.5	
Three to five times per week	0.0	0.0	0.0	1.3	0.3	
About once a day	0.0	1.2	1.4	0.7	0.9	
More than once a day	0.0	0.8	3.2	2.0	1.5	
N of Valid	171	246	218	151	786	
N of Miss	46	8	2	21	77	

Table 133: Have you ever smoked cigarettes?


Response	6	8	10	12	Total	
Never	90.1	78.8	64.5	64.9	74.6	
Once or Twice	8.2	13.9	16.6	17.2	14.0	
Once in a while but not regularly	0.6	3.7	9.7	8.6	5.6	
Regularly in the past	0.6	1.6	3.2	2.0	1.9	
Regularly now	0.6	2.0	6.0	7.3	3.8	
N of Valid	171	245	217	151	784	
N of Miss	46	9	3	21	79	

Table 134: How frequently have you smoked cigarettes during the past 30 days?


Response	6	8	10	12	Total	
Not at all	97.1	95.5	87.6	84.8	91.6	
Less than one cigarette per day	1.2	2.9	5.5	6.6	4.0	
One to five cigarettes per day	0.0	0.8	3.2	4.0	1.9	
About one-half pack per day	1.2	0.4	1.8	2.6	1.4	
About one pack per day	0.6	0.0	0.5	1.3	0.5	
About one and one-half packs per day	0.0	0.0	0.5	0.7	0.3	
Two packs or more per day	0.0	0.4	0.9	0.0	0.4	
N of Valid	170	245	217	151	783	
N of Miss	47	9	3	21	80	

Table 135: Which statement best describes rules about smoking inside your home?






Response	6	8	10	12	Total	
Smoking is not allowed anywhere inside your home	56.0	59.7	63.4	74.2	62.8	
Smoking is allowed in some places and at some times	8.4	7.0	6.5	6.6	7.1	
Smoking is allowed anywhere inside the home	5.4	3.7	4.6	3.3	4.3	
There are no rules about smoking inside the home	7.8	7.0	13.0	7.9	9.0	
I don't know	22.3	22.6	12.5	7.9	16.9	
N of Valid	166	243	216	151	776	
N of Miss	50	11	4	21	86	

Table 136: Which statement best describes rules about smoking in your family cars?







Response	6	8	10	12	Total	
Smoking is never allowed in any car	54.8	52.9	51.9	57.0	53.8	
Smoking is allowed sometimes or in some cars	12.7	8.2	16.7	13.2	12.5	
Smoking is allowed in any car anytime	3.6	6.6	5.1	4.0	5.0	
There are no rules about smoking in the car	9.0	11.1	9.3	12.6	10.4	
We do not have a family car	1.2	2.5	3.2	2.6	2.4	
I don't know	18.7	18.9	13.9	10.6	15.8	
N of Valid	166	244	216	151	777	
N of Miss	51	10	4	21	86	

Table 137: During this school year, were you taught in any of your classes about the dangers of tobacco use?






Response	6	8	10	12	Total	
Strongly agree	50.0	37.2	23.7	9.6	30.8	
Agree	23.1	30.6	29.9	17.8	26.4	
Disagree	3.8	8.7	13.7	22.6	11.7	
Strongly disagree	6.9	8.7	18.0	36.3	16.2	
I don't know	16.3	14.9	14.7	13.7	14.9	
N of Valid	160	242	211	146	759	
N of Miss	57	11	8	26	102	

Table 138: During the past 12 months, have you participated in any community activities to discourage people your age from using cigarettes, chewing tobacco, snuff, dip or cigars?






Response	6	8	10	12	Total	
Strongly agree	25.3	19.9	12.3	7.5	16.5	
Agree	11.4	15.4	16.5	15.8	14.9	
Disagree	15.2	19.5	26.4	23.3	21.3	
Strongly disagree	17.7	23.7	26.9	37.7	26.0	
I don't know	30.4	21.6	17.9	15.8	21.3	
N of Valid	158	241	212	146	757	
N of Miss	59	12	8	26	105	

Table 139: On how many occasions have you had alcoholic beverages (beer, wine or hard liquor) to drink in your lifetime - more than just a few sips?








Response	6	8	10	12	Total	
0	83.3	71.1	47.6	44.0	61.8	
1-2	11.5	18.3	16.0	15.3	15.7	
3-5	3.2	4.1	9.9	8.7	6.4	
6-9	0.6	2.0	7.1	6.7	4.1	
10-19	0.6	2.4	8.0	8.0	4.7	
20-39	0.0	0.8	7.5	5.3	3.4	
40+	0.6	1.2	3.8	12.0	3.9	
N of Valid	156	246	212	150	764	
N of Miss	61	7	8	22	98	

Table 140: On how many occasions have you had beer, wine or hard liquor to drink during the past 30 days?


Response	6	8	10	12	Total	
0	98.1	94.4	81.0	76.8	88.0	
1-2	1.3	3.6	10.9	11.3	6.7	
3-5	0.0	1.2	3.3	6.6	2.6	
6-9	0.0	0.0	1.9	1.3	0.8	
10-19	0.0	0.4	1.9	2.6	1.2	
20-39	0.0	0.0	0.5	0.7	0.3	
40+	0.6	0.4	0.5	0.7	0.5	
N of Valid	156	248	211	151	766	
N of Miss	61	6	9	21	97	

Table 141: On how many occasions have you used marijuana (grass, pot) or hashish (hash, hash oil) in your lifetime?


Response	6	8	10	12	Total	
0	96.1	95.1	79.6	71.5	86.4	
1-2	1.9	1.6	5.2	3.3	3.0	
3-5	1.3	1.2	4.3	4.6	2.8	
6-9	0.0	1.2	2.4	2.0	1.4	
10-19	0.6	0.4	3.8	4.0	2.1	
20-39	0.0	0.0	1.4	3.3	1.0	
40+	0.0	0.4	3.3	11.3	3.3	
N of Valid	154	247	211	151	763	
N of Miss	63	6	8	21	98	

Table 142: On how many occasions have you used marijuana (grass, pot) or hashish (hash, hash oil) during the past 30 days?


Response	6	8	10	12	Total	
0	98.7	97.6	92.9	84.0	93.9	
1-2	1.3	1.2	2.4	3.3	2.0	
3-5	0.0	0.4	0.9	2.7	0.9	
6-9	0.0	0.4	1.9	1.3	0.9	
10-19	0.0	0.4	0.0	2.7	0.7	
20-39	0.0	0.0	0.5	3.3	0.8	
40+	0.0	0.0	1.4	2.7	0.9	
N of Valid	155	248	212	150	765	
N of Miss	62	6	8	22	98	

Table 143: On how many occasions have you used LSD or other psychedelics in your lifetime?


Response	6	8	10	12	Total	
0	98.7	99.6	99.5	98.0	99.1	
1-2	0.6	0.4	0.5	1.3	0.7	
3-5	0.0	0.0	0.0	0.7	0.1	
6-9	0.0	0.0	0.0	0.0	0.0	
10-19	0.0	0.0	0.0	0.0	0.0	
20-39	0.6	0.0	0.0	0.0	0.1	
40+	0.0	0.0	0.0	0.0	0.0	
N of Valid	155	246	212	151	764	
N of Miss	62	8	8	21	99	

Table 144: On how many occasions have you used LSD or other psychedelics during the past 30 days?


Response	6	8	10	12	Total	
0	98.7	100.0	99.5	100.0	99.6	
1-2	0.6	0.0	0.5	0.0	0.3	
3-5	0.0	0.0	0.0	0.0	0.0	
6-9	0.6	0.0	0.0	0.0	0.1	
10-19	0.0	0.0	0.0	0.0	0.0	
20-39	0.0	0.0	0.0	0.0	0.0	
40+	0.0	0.0	0.0	0.0	0.0	
N of Valid	154	246	212	151	763	
N of Miss	63	8	8	21	100	

Table 145: On how many occasions have you used cocaine or crack in your lifetime?


Response	6	8	10	12	Total	
0	100.0	99.6	100.0	96.0	99.1	
1-2	0.0	0.4	0.0	3.3	0.8	
3-5	0.0	0.0	0.0	0.0	0.0	
6-9	0.0	0.0	0.0	0.0	0.0	
10-19	0.0	0.0	0.0	0.7	0.1	
20-39	0.0	0.0	0.0	0.0	0.0	
40+	0.0	0.0	0.0	0.0	0.0	
N of Valid	154	246	212	151	763	
N of Miss	63	8	8	21	100	

Table 146: On how many occasions have you used cocaine or crack during the past 30 days?



Response	6	8	10	12	Total	
0	100.0	99.6	100.0	99.3	99.7	
1-2	0.0	0.4	0.0	0.7	0.3	
3-5	0.0	0.0	0.0	0.0	0.0	
6-9	0.0	0.0	0.0	0.0	0.0	
10-19	0.0	0.0	0.0	0.0	0.0	
20-39	0.0	0.0	0.0	0.0	0.0	
40+	0.0	0.0	0.0	0.0	0.0	
N of Valid	154	246	211	150	761	
N of Miss	63	8	9	22	102	

Table 147: On how many occasions have you sniffed glue, breathed the contents of an aerosol spray can, or inhaled other gases or sprays, in order to get high in your lifetime?








Response	6	8	10	12	Total	
0	94.8	90.2	94.3	94.7	93.2	
1-2	2.6	4.9	3.3	3.3	3.7	
3-5	1.9	2.0	0.5	1.3	1.4	
6-9	0.0	0.8	0.9	0.7	0.7	
10-19	0.0	0.8	0.9	0.0	0.5	
20-39	0.0	0.4	0.0	0.0	0.1	
40+	0.6	0.8	0.0	0.0	0.4	
N of Valid	154	245	212	151	762	
N of Miss	63	9	8	21	101	

Table 148: On how many occasions have you sniffed glue, breathed the contents of an aerosol spray can, or inhaled other gases or sprays, in order to get high during the past 30 days?







Response	6	8	10	12	Total	
0	98.0	95.9	99.0	99.3	97.9	
1-2	0.7	2.8	1.0	0.7	1.4	
3-5	0.0	0.0	0.0	0.0	0.0	
6-9	0.0	0.8	0.0	0.0	0.3	
10-19	0.0	0.4	0.0	0.0	0.1	
20-39	0.7	0.0	0.0	0.0	0.1	
40+	0.7	0.0	0.0	0.0	0.1	
N of Valid	152	246	210	151	759	
N of Miss	65	8	9	21	103	

Table 149: On how many occasions have you used phenoxydine (pox, px, breeze) in your lifetime?


Response	6	8	10	12	Total	
0	100.0	100.0	100.0	100.0	100.0	
1-2	0.0	0.0	0.0	0.0	0.0	
3-5	0.0	0.0	0.0	0.0	0.0	
6-9	0.0	0.0	0.0	0.0	0.0	
10-19	0.0	0.0	0.0	0.0	0.0	
20-39	0.0	0.0	0.0	0.0	0.0	
40+	0.0	0.0	0.0	0.0	0.0	
N of Valid	149	246	211	151	757	
N of Miss	68	8	9	21	106	

Table 150: On how many occasions have you used phenoxydine (pox, px, breeze) during the past 30 days?


Response	6	8	10	12	Total	
0	100.0	100.0	100.0	100.0	100.0	
1-2	0.0	0.0	0.0	0.0	0.0	
3-5	0.0	0.0	0.0	0.0	0.0	
6-9	0.0	0.0	0.0	0.0	0.0	
10-19	0.0	0.0	0.0	0.0	0.0	
20-39	0.0	0.0	0.0	0.0	0.0	
40+	0.0	0.0	0.0	0.0	0.0	
N of Valid	148	246	212	150	756	
N of Miss	69	8	8	22	107	

Table 151: On how many occasions have you used sedatives (tranquilizers, such as Valium or Xanax, barbiturates, or sleeping pills) without a doctor telling you to take them, in your lifetime?








Response	6	8	10	12	Total	
0	95.3	93.9	93.9	88.1	93.0	
1-2	3.4	2.4	1.9	2.0	2.4	
3-5	1.4	1.6	1.9	2.0	1.7	
6-9	0.0	0.8	0.9	1.3	0.8	
10-19	0.0	0.8	0.0	2.0	0.7	
20-39	0.0	0.0	0.0	2.0	0.4	
40+	0.0	0.4	1.4	2.6	1.1	
N of Valid	148	246	212	151	757	
N of Miss	68	8	8	21	105	

Table 152: On how many occasions have you used sedatives (tranquilizers, such as Valium or Xanax, barbiturates, or sleeping pills) without a doctor telling you to take them, during the past 30 days?







Response	6	8	10	12	Total	
0	98.0	98.4	96.7	94.7	97.1	
1-2	0.7	1.2	2.4	2.0	1.6	
3-5	1.4	0.0	0.5	0.7	0.5	
6-9	0.0	0.4	0.0	2.0	0.5	
10-19	0.0	0.0	0.0	0.0	0.0	
20-39	0.0	0.0	0.0	0.7	0.1	
40+	0.0	0.0	0.5	0.0	0.1	
N of Valid	148	246	212	151	757	
N of Miss	68	8	8	21	105	

Table 153: On how many occasions have you used methamphetamines (meth, speed, crank, crystal meth) in your lifetime?





Response	6	8	10	12	Total	
0	99.3	100.0	99.5	98.7	99.5	
1-2	0.0	0.0	0.5	0.7	0.3	
3-5	0.0	0.0	0.0	0.7	0.1	
6-9	0.0	0.0	0.0	0.0	0.0	
10-19	0.0	0.0	0.0	0.0	0.0	
20-39	0.0	0.0	0.0	0.0	0.0	
40+	0.7	0.0	0.0	0.0	0.1	
N of Valid	149	245	212	150	756	
N of Miss	68	9	8	22	107	

Table 154: On how many occasions have you used methamphetamines (meth, speed, crank, crystal meth) in the past 30 days?




Response	6	8	10	12	Total	
0	99.3	100.0	99.5	99.3	99.6	
1-2	0.0	0.0	0.5	0.7	0.3	
3-5	0.0	0.0	0.0	0.0	0.0	
6-9	0.0	0.0	0.0	0.0	0.0	
10-19	0.0	0.0	0.0	0.0	0.0	
20-39	0.0	0.0	0.0	0.0	0.0	
40+	0.7	0.0	0.0	0.0	0.1	
N of Valid	149	245	212	151	757	
N of Miss	68	9	8	21	106	

Table 155: On how many occasions have you used stimulants, other than Methamphetamines (such as amphetamines, Ritalin or Dexedrine) without a doctor telling you to take them, in your lifetime?






Response	6	8	10	12	Total	
0	98.6	99.6	99.5	97.3	98.9	
1-2	0.0	0.4	0.5	2.0	0.7	
3-5	0.7	0.0	0.0	0.0	0.1	
6-9	0.0	0.0	0.0	0.0	0.0	
10-19	0.7	0.0	0.0	0.0	0.1	
20-39	0.0	0.0	0.0	0.7	0.1	
40+	0.0	0.0	0.0	0.0	0.0	
N of Valid	147	244	212	150	753	
N of Miss	70	10	8	22	110	

Table 156: On how many occasions have you used stimulants, other than Methamphetamines (such as amphetamines, Ritalin or Dexedrine) without a doctor telling you to take them, during the past 30 days?



Response	6	8	10	12	Total	
0	99.3	100.0	100.0	100.0	99.9	
1-2	0.0	0.0	0.0	0.0	0.0	
3-5	0.7	0.0	0.0	0.0	0.1	
6-9	0.0	0.0	0.0	0.0	0.0	
10-19	0.0	0.0	0.0	0.0	0.0	
20-39	0.0	0.0	0.0	0.0	0.0	
40+	0.0	0.0	0.0	0.0	0.0	
N of Valid	147	244	212	150	753	
N of Miss	69	10	8	22	109	

Table 157: On how many occasions have you used heroin or other opiates in your lifetime?





Response	6	8	10	12	Total	
0	98.7	99.6	100.0	99.3	99.5	
1-2	0.7	0.0	0.0	0.7	0.3	
3-5	0.0	0.0	0.0	0.0	0.0	
6-9	0.0	0.0	0.0	0.0	0.0	
10-19	0.7	0.0	0.0	0.0	0.1	
20-39	0.0	0.0	0.0	0.0	0.0	
40+	0.0	0.4	0.0	0.0	0.1	
N of Valid	149	244	212	151	756	
N of Miss	68	10	8	21	107	

Table 158: On how many occasions have you used heroin or other opiates during the past 30 days?




Response	6	8	10	12	Total	
0	99.3	99.6	100.0	100.0	99.7	
1-2	0.0	0.0	0.0	0.0	0.0	
3-5	0.0	0.0	0.0	0.0	0.0	
6-9	0.0	0.0	0.0	0.0	0.0	
10-19	0.7	0.0	0.0	0.0	0.1	
20-39	0.0	0.4	0.0	0.0	0.1	
40+	0.0	0.0	0.0	0.0	0.0	
N of Valid	149	244	212	151	756	
N of Miss	68	10	8	21	107	

Table 159: On how many occasions have you used MDMA ('X', 'E', or ecstasy) in your lifetime?







Response	6	8	10	12	Total	
0	98.6	99.6	99.5	95.4	98.5	
1-2	0.0	0.0	0.0	3.3	0.7	
3-5	0.0	0.0	0.5	0.0	0.1	
6-9	0.0	0.0	0.0	0.0	0.0	
10-19	0.0	0.0	0.0	0.7	0.1	
20-39	0.7	0.0	0.0	0.7	0.3	
40+	0.7	0.4	0.0	0.0	0.3	
N of Valid	147	243	211	151	752	
N of Miss	70	11	9	21	111	

Table 160: On how many occasions have you used MDMA ('X', 'E', or ecstasy) during the past 30 days?







Response	6	8	10	12	Total	
0	99.3	99.6	100.0	98.0	99.3	
1-2	0.0	0.0	0.0	0.7	0.1	
3-5	0.0	0.0	0.0	0.7	0.1	
6-9	0.0	0.4	0.0	0.0	0.1	
10-19	0.0	0.0	0.0	0.7	0.1	
20-39	0.0	0.0	0.0	0.0	0.0	
40+	0.7	0.0	0.0	0.0	0.1	
N of Valid	148	244	212	151	755	
N of Miss	69	10	8	21	108	

Table 161: On how many occasions have you taken prescription drugs (such as Valium, Xanax, Ritalin, Adderall, OxyContin, Darvocet, or sleeping pills) on your own-that is, without a doctor telling you to take them in your lifetime?








Response	6	8	10	12	Total	
0	96.6	93.8	92.5	84.7	92.2	
1-2	2.7	2.9	3.3	2.0	2.8	
3-5	0.7	1.6	2.4	4.0	2.1	
6-9	0.0	0.8	0.5	2.0	0.8	
10-19	0.0	0.0	0.5	2.7	0.7	
20-39	0.0	0.4	0.0	2.7	0.7	
40+	0.0	0.4	0.9	2.0	0.8	
N of Valid	148	243	212	150	753	
N of Miss	69	11	8	22	110	

Table 162: On how many occasions have you taken prescription drugs (such as Valium, Xanax, Ritalin, Adderall, OxyContin, Darvocet, or sleeping pills) on your own-that is, without a doctor telling you to take them during the past 30 days?








Response	6	8	10	12	Total	
0	98.0	98.0	95.8	92.7	96.3	
1-2	0.0	1.6	3.8	2.0	2.0	
3-5	1.4	0.0	0.0	4.0	1.1	
6-9	0.0	0.0	0.5	0.7	0.3	
10-19	0.0	0.4	0.0	0.0	0.1	
20-39	0.0	0.0	0.0	0.7	0.1	
40+	0.7	0.0	0.0	0.0	0.1	
N of Valid	148	244	212	151	755	
N of Miss	69	10	8	21	108	

Table 163: On how many occasions have you taken non-prescription medicines such as diet pills (for example, Dietac, Dexatrim or Prolamine), stay-awake pills (for example No-Doz, Vivarin, or Wake), or cough or cold medicines (robos, DXM, etc.) to get high in your lifetime?








Response	6	8	10	12	Total	
0	98.6	96.7	93.4	91.4	95.1	
1-2	0.0	0.8	2.8	4.6	2.0	
3-5	0.0	0.8	1.4	0.7	0.8	
6-9	0.0	0.0	0.5	2.0	0.5	
10-19	0.7	0.4	0.5	1.3	0.7	
20-39	0.0	0.4	0.5	0.0	0.3	
40+	0.7	0.8	0.9	0.0	0.7	
N of Valid	147	244	212	151	754	
N of Miss	70	10	8	21	109	

Table 164: On how many occasions have you taken non-prescription medicines such as diet pills (for example, Dietac, Dexatrim or Prolamine), stay-awake pills (for example No-Doz, Vivarin, or Wake), or cough or cold medicines (robos, DXM, etc.) to get high during the past 30 days?






Response	6	8	10	12	Total	
0	98.0	98.0	96.7	98.0	97.6	
1-2	1.4	1.2	1.9	1.3	1.5	
3-5	0.0	0.4	1.4	0.0	0.5	
6-9	0.0	0.4	0.0	0.0	0.1	
10-19	0.7	0.0	0.0	0.7	0.3	
20-39	0.0	0.0	0.0	0.0	0.0	
40+	0.0	0.0	0.0	0.0	0.0	
N of Valid	148	244	212	151	755	
N of Miss	69	10	8	21	108	

Table 165: On how many occasions have you been drunk or very high from drinking alcoholic beverages during the past 30 days?

Response	6	8	10	12	Total	
0	99.3	95.1	89.2	82.8	91.8	
1-2	0.7	2.9	6.6	7.9	4.5	
3-5	0.0	0.8	1.4	4.0	1.5	
6-9	0.0	0.4	1.4	3.3	1.2	
10-19	0.0	0.0	0.0	1.3	0.3	
20-39	0.0	0.0	0.9	0.7	0.4	
40+	0.0	0.8	0.5	0.0	0.4	
N of Valid	147	243	212	151	753	
N of Miss	69	11	8	21	109	

Table 166: On how many occasions have you drunk flavored alcoholic beverages, sometimes called 'alcopops' (like Mike's Hard Lemonade, Smirnoff Ice, Bacardi Breezers, etc.) in your lifetime?

Response	6	8	10	12	Total	
0	94.5	81.9	58.5	58.3	73.0	
1-2	2.7	7.4	13.7	11.3	9.0	
3-5	1.4	6.6	7.5	9.9	6.5	
6-9	1.4	0.8	6.1	4.6	3.2	
10-19	0.0	1.6	6.1	6.0	3.5	
20-39	0.0	0.8	3.8	2.6	1.9	
40+	0.0	0.8	4.2	7.3	2.9	
N of Valid	146	243	212	151	752	
N of Miss	70	10	8	21	109	

Table 167: On how many occasions have you drunk flavored alcoholic beverages, sometimes called 'alcopops' (like Mike's Hard Lemonade, Smirnoff Ice, Bacardi Breezers, etc.) during the past 30 days?


Response	6	8	10	12	Total	
0	97.3	93.0	87.3	82.1	90.0	
1-2	0.0	4.9	8.0	11.9	6.3	
3-5	0.7	1.2	1.4	4.6	1.9	
6-9	1.4	0.4	2.4	1.3	1.3	
10-19	0.7	0.0	0.5	0.0	0.3	
20-39	0.0	0.4	0.5	0.0	0.3	
40+	0.0	0.0	0.0	0.0	0.0	
N of Valid	146	243	212	151	752	
N of Miss	71	10	8	21	110	

Table 168: Think back over the last two weeks. How many times have you had five or more alcoholic drinks in a row?


Response	6	8	10	12	Total	
None	95.3	94.5	87.1	80.4	89.7	
Once	2.3	1.7	5.7	7.4	4.1	
Twice	1.6	2.5	2.9	6.8	3.3	
3-5 times	0.0	0.0	1.9	3.4	1.2	
6-9 times	0.0	0.4	0.5	1.4	0.6	
10 or more times	0.8	0.8	1.9	0.7	1.1	
N of Valid	129	238	210	148	725	
N of Miss	88	16	10	23	137	

Table 169: During the past 30 days, how many times did you ride in a car or other vehicle driven by someone who had been drinking alcohol?


Response	6	8	10	12	Total	
0 times	82.8	79.4	78.1	79.1	79.6	
1 time	7.8	8.4	10.0	8.8	8.8	
2 or 3 times	4.7	8.0	8.6	7.4	7.5	
4 or 5 times	0.8	0.8	0.5	0.7	0.7	
6 or more times	3.9	3.4	2.9	4.1	3.5	
N of Valid	128	238	210	148	724	
N of Miss	89	16	10	24	139	

Table 170: During the past 30 days, how many times did you drive a car or other vehicle when you had been drinking alcohol?

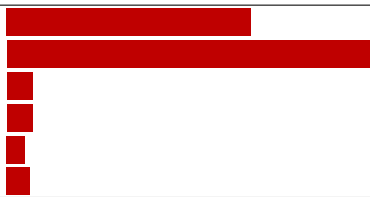
Response	6	8	10	12	Total	
I did not drive a car in the past 30 days	43.6	50.9	31.9	20.8	37.8	
0 times	56.4	44.0	64.7	69.1	57.4	
1 time	0.0	2.1	0.5	3.4	1.6	
2 or 3 times	0.0	0.9	1.9	3.4	1.6	
4 or 5 times	0.0	0.4	0.0	1.3	0.4	
6 or more times	0.0	1.7	1.0	2.0	1.3	
N of Valid	117	234	207	149	707	
N of Miss	94	16	11	23	144	

Table 171: If you drank alcohol (not just a sip or taste) in the past year, how did you usually get it?

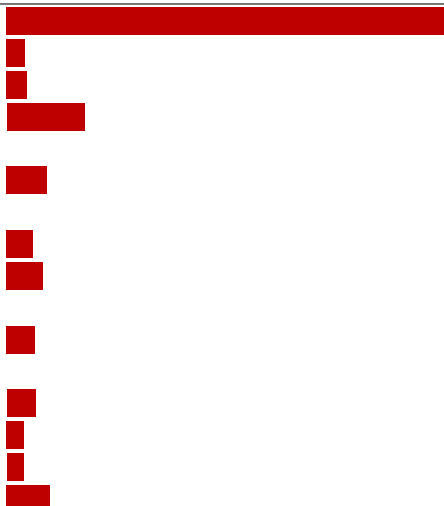
Response	6	8	10	12	Total	
I did not drink alcohol in the past year	88.8	80.9	63.5	50.0	70.6	
I bought it myself with a fake ID	0.0	0.4	0.0	1.4	0.4	
I bought it myself without a fake ID	0.0	0.4	1.4	0.7	0.7	
I got it from someone I know age 21 or older	0.0	4.3	13.5	23.0	10.2	
I got it from someone I know under age 21	0.9	0.9	8.7	4.7	4.0	
I got it from my brother or sister	0.0	2.1	1.0	3.4	1.7	
I got it from home with my parents' permission	1.7	3.4	3.4	4.7	3.4	
I got it from home without my parents' permission	0.9	0.9	3.8	2.0	2.0	
I got it from another relative	0.0	2.1	3.4	2.0	2.1	
A stranger bought it for me	0.0	0.0	0.0	1.4	0.3	
I took it from a store or shop	0.0	0.4	0.0	0.0	0.1	
Other	7.8	4.3	1.4	6.8	4.5	
N of Valid	116	235	208	148	707	
N of Miss	99	18	11	23	151	

Table 172: If you drank alcohol (not just a sip or taste) in the past year, where did you usually drink it?

Response	6	8	10	12	Total	
I did not drink alcohol in the past year	93.4	83.3	60.6	52.4	71.6	
at my home	3.8	6.0	11.5	13.8	8.9	
at someone else's home	2.8	6.4	18.8	27.6	14.0	
at an open area like a park, beach, field, back road, woods, or a street corner	0.0	2.6	4.3	3.4	2.9	
at a sporting event or concert	0.0	0.0	1.0	0.7	0.4	
at a restaurant, bar, or a nightclub	0.0	0.4	1.0	0.0	0.4	
at an empty building or a construction site	0.0	0.4	0.0	0.0	0.1	
at a hotel/motel	0.0	0.0	0.5	0.0	0.1	
in a car	0.0	0.0	1.0	0.7	0.4	
at school	0.0	0.9	1.4	1.4	1.0	
N of Valid	106	234	208	145	693	
N of Miss	110	19	11	24	164	

Table 173: During the last month, about how many marijuana cigarettes, or the equivalent, did you smoke a day, on the average?

Response	6	8	10	12	Total	
None	98.1	95.8	89.5	83.3	91.6	
Less than 1 a day	0.9	1.7	3.8	4.7	2.8	
1 a day	0.0	0.4	1.0	4.0	1.3	
2-3 a day	0.0	0.8	1.4	4.0	1.6	
4-6 a day	0.9	0.4	1.0	2.7	1.1	
7-10 a day	0.0	0.8	1.0	0.7	0.7	
11 or more a day	0.0	0.0	2.4	0.7	0.9	
N of Valid	107	236	209	150	702	
N of Miss	110	18	11	22	161	

Table 174: How wrong would most adults (over 21) in your neighborhood think it is for kids your age: to use marijuana?





Response	6	8	10	12	Total	
Very wrong	89.3	81.9	69.2	65.8	75.8	
Wrong	7.8	11.4	15.9	18.1	13.6	
A little bit wrong	1.0	3.8	11.5	10.7	7.2	
Not wrong at all	1.9	3.0	3.4	5.4	3.4	
N of Valid	103	237	208	149	697	
N of Miss	114	17	11	23	165	

Table 175: How wrong would most adults (over 21) in your neighborhood think it is for kids your age: to drink alcohol?





Response	6	8	10	12	Total	
Very wrong	82.5	66.5	53.4	50.7	61.5	
Wrong	8.7	16.9	24.0	20.0	18.5	
A little bit wrong	5.8	9.3	15.4	19.3	12.8	
Not wrong at all	2.9	7.2	7.2	10.0	7.2	
N of Valid	103	236	208	150	697	
N of Miss	114	18	12	22	166	

Table 176: How wrong would most adults (over 21) in your neighborhood think it is for kids your age: to smoke cigarettes?





Response	6	8	10	12	Total	
Very wrong	80.6	71.6	56.7	49.7	63.8	
Wrong	9.7	14.0	23.1	24.2	18.2	
A little bit wrong	2.9	9.3	13.9	17.4	11.5	
Not wrong at all	6.8	5.1	6.3	8.7	6.5	
N of Valid	103	236	208	149	696	
N of Miss	114	18	12	23	167	

Table 177: How much do each of the following statements describe your neighborhood? crime and/or drug selling


Response	6	8	10	12	Total	
NO!	77.6	65.8	62.4	70.3	67.4	
no	11.2	19.8	20.5	14.2	17.6	
yes	7.1	7.6	11.4	12.2	9.7	
YES!	4.1	6.8	5.7	3.4	5.3	
N of Valid	98	237	210	148	693	
N of Miss	119	17	10	24	170	

Table 178: How much do each of the following statements describe your neighborhood? fights

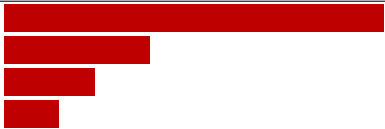
Response	6	8	10	12	Total	
NO!	59.8	57.4	59.3	65.5	60.1	
no	15.5	20.3	26.3	20.3	21.4	
yes	14.4	12.7	11.0	11.5	12.2	
YES!	10.3	9.7	3.3	2.7	6.4	
N of Valid	97	237	209	148	691	
N of Miss	120	17	11	24	172	

Table 179: How much do each of the following statements describe your neighborhood? lots of empty or abandoned buildings

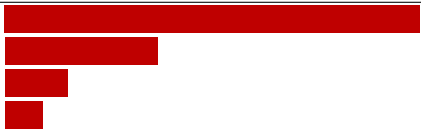
Response	6	8	10	12	Total	
NO!	68.0	63.7	65.9	68.5	66.0	
no	16.5	23.2	25.0	22.1	22.6	
yes	10.3	7.6	7.7	6.7	7.8	
YES!	5.2	5.5	1.4	2.7	3.6	
N of Valid	97	237	208	149	691	
N of Miss	120	17	12	23	172	

Table 180: How much do each of the following statements describe your neighborhood? lots of graffiti


Response	6	8	10	12	Total	
NO!	73.2	74.7	77.1	73.8	75.0	
no	18.6	18.6	18.6	24.2	19.8	
yes	6.2	4.6	3.3	1.3	3.8	
YES!	2.1	2.1	1.0	0.7	1.4	
N of Valid	97	237	210	149	693	
N of Miss	120	17	10	23	170	

Table 181: If I had to move, I would miss the neighborhood I now live in.


Response	6	8	10	12	Total	
NO!	21.5	23.3	19.1	21.1	21.3	
no	11.8	14.0	19.1	15.6	15.6	
yes	17.2	28.4	28.7	36.1	28.6	
YES!	49.5	34.3	33.0	27.2	34.5	
N of Valid	93	236	209	147	685	
N of Miss	124	18	11	25	178	

Table 182: My neighbors notice when I am doing a good job and let me know about it.

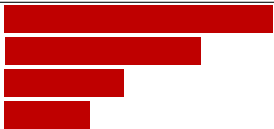
Response	6	8	10	12	Total	
NO!	52.7	42.8	37.3	39.0	41.7	
no	17.2	28.0	32.5	36.3	29.7	
yes	12.9	18.2	18.7	15.8	17.1	
YES!	17.2	11.0	11.5	8.9	11.5	
N of Valid	93	236	209	146	684	
N of Miss	124	18	11	26	179	

Table 183: I like my neighborhood.





Response	6	8	10	12	Total	
NO!	16.3	16.2	14.8	15.8	15.7	
no	4.3	8.9	14.3	8.2	9.8	
yes	25.0	35.3	35.7	51.4	37.5	
YES!	54.3	39.6	35.2	24.7	37.0	
N of Valid	92	235	210	146	683	
N of Miss	125	19	10	26	180	

Table 184: There are lots of adults in my neighborhood I could talk to about something important.





Response	6	8	10	12	Total	
NO!	37.8	31.1	31.0	29.9	31.7	
no	12.2	28.5	27.1	32.7	26.8	
yes	17.8	18.7	21.0	22.4	20.1	
YES!	32.2	21.7	21.0	15.0	21.4	
N of Valid	90	235	210	147	682	
N of Miss	127	19	10	25	181	

Table 185: I'd like to get out of my neighborhood.





Response	6	8	10	12	Total	
NO!	58.9	42.4	33.5	30.6	39.3	
no	17.8	30.9	36.4	36.7	32.1	
yes	12.2	16.1	14.4	19.7	15.8	
YES!	11.1	10.6	15.8	12.9	12.8	
N of Valid	90	236	209	147	682	
N of Miss	127	18	10	25	180	

Table 186: There are people in my neighborhood who are proud of me when I do something well.

Response	6	8	10	12	Total	
NO!	32.6	26.1	22.6	27.4	26.1	
no	15.7	23.5	24.5	21.2	22.3	
yes	22.5	30.3	31.3	35.6	30.7	
YES!	29.2	20.1	21.6	15.8	20.8	
N of Valid	89	234	208	146	677	
N of Miss	128	20	12	26	186	

Table 187: There are people in my neighborhood who encourage me to do my best.

Response	6	8	10	12	Total	
NO!	31.8	25.8	24.9	26.0	26.3	
no	15.9	17.6	22.5	22.6	20.0	
yes	20.5	28.3	29.7	35.6	29.3	
YES!	31.8	28.3	23.0	15.8	24.4	
N of Valid	88	233	209	146	676	
N of Miss	129	21	11	26	187	

Table 188: I feel safe in my neighborhood.

Response	6	8	10	12	Total	
NO!	17.0	11.1	12.1	8.2	11.5	
no	4.5	8.1	7.2	8.2	7.4	
yes	27.3	44.0	41.5	52.4	42.9	
YES!	51.1	36.8	39.1	31.3	38.2	
N of Valid	88	234	207	147	676	
N of Miss	128	19	12	25	184	

Table 189: Which of the following activities for people your age are available in your community? sports teams?



Response	6	8	10	12	Total	
No	24.4	11.7	14.4	19.3	15.8	
Yes	75.6	88.3	85.6	80.7	84.2	
N of Valid	86	230	208	145	669	
N of Miss	130	23	12	27	192	

Table 190: Which of the following activities for people your age are available in your community? scouting?



Response	6	8	10	12	Total	
No	56.3	51.5	62.1	44.8	54.0	
Yes	43.7	48.5	37.9	55.2	46.0	
N of Valid	87	231	206	145	669	
N of Miss	130	23	14	27	194	

Table 191: Which of the following activities for people your age are available in your community? boys and girls clubs?



Response	6	8	10	12	Total	
No	36.0	25.3	38.5	36.3	33.2	
Yes	64.0	74.7	61.5	63.7	66.8	
N of Valid	86	229	208	146	669	
N of Miss	131	25	12	26	194	

Table 192: Which of the following activities for people your age are available in your community? 4-H clubs?



Response	6	8	10	12	Total	
No	55.6	62.2	55.6	60.0	58.8	
Yes	44.4	37.8	44.4	40.0	41.2	
N of Valid	81	222	207	145	655	
N of Miss	135	32	13	27	207	

Table 193: Which of the following activities for people your age are available in your community? service clubs?



Response	6	8	10	12	Total	
No	66.7	60.0	52.9	47.2	55.8	
Yes	33.3	40.0	47.1	52.8	44.2	
N of Valid	81	225	206	144	656	
N of Miss	136	29	14	28	207	

Table 194: If a kid smoked marijuana in your neighborhood would he or she be caught by the police?





Response	6	8	10	12	Total	
NO!	27.7	18.9	25.5	32.9	25.1	
no	25.3	37.3	42.8	50.7	40.5	
yes	24.1	21.1	21.6	8.2	18.8	
YES!	22.9	22.8	10.1	8.2	15.6	
N of Valid	83	228	208	146	665	
N of Miss	134	26	12	26	198	

Table 195: If a kid drank some beer, wine or hard liquor (for example, vodka, whiskey, or gin) in your neighborhood would he or she be caught by the police?





Response	6	8	10	12	Total	
NO!	30.1	21.4	27.4	36.7	27.7	
no	28.9	41.9	47.1	50.3	43.8	
yes	19.3	18.8	16.3	5.4	15.1	
YES!	21.7	17.9	9.1	7.5	13.3	
N of Valid	83	229	208	147	667	
N of Miss	134	25	12	25	196	

Table 196: If a kid carried a handgun in your neighborhood would he or she be caught by the police?





Response	6	8	10	12	Total	
NO!	30.5	20.1	22.2	30.6	24.4	
no	15.9	26.2	35.7	38.1	30.5	
yes	23.2	24.5	23.7	17.7	22.6	
YES!	30.5	29.3	18.4	13.6	22.6	
N of Valid	82	229	207	147	665	
N of Miss	135	25	12	25	197	

Table 197: If you wanted to get some cigarettes, how easy would it be for you to get some?





Response	6	8	10	12	Total	
Very hard	73.1	53.0	27.8	19.3	40.0	
Sort of hard	6.4	15.7	10.7	8.0	11.3	
Sort of easy	11.5	13.0	23.9	20.0	17.8	
Very easy	9.0	18.3	37.6	52.7	30.9	
N of Valid	78	230	205	150	663	
N of Miss	139	24	15	22	200	

Table 198: If you wanted to get some beer, wine or hard liquor (for example, vodka, whiskey, or gin), how easy would it be for you to get some?





Response	6	8	10	12	Total	
Very hard	75.3	50.4	23.5	18.7	37.8	
Sort of hard	9.1	15.2	17.6	14.0	15.0	
Sort of easy	10.4	15.2	24.0	27.3	20.1	
Very easy	5.2	19.1	34.8	40.0	27.1	
N of Valid	77	230	204	150	661	
N of Miss	140	24	15	22	201	

Table 199: If you wanted to get a drug like cocaine, LSD, or amphetamines, how easy would it be for you to get some?





Response	6	8	10	12	Total	
Very hard	90.9	83.0	65.7	55.0	72.2	
Sort of hard	7.8	9.2	14.2	18.8	12.7	
Sort of easy	0.0	4.4	8.3	9.4	6.2	
Very easy	1.3	3.5	11.8	16.8	8.8	
N of Valid	77	229	204	149	659	
N of Miss	140	25	16	23	204	

Table 200: If you wanted to get a handgun, how easy would it be for you to get one?





Response	6	8	10	12	Total	
Very hard	69.7	70.0	48.8	39.3	56.4	
Sort of hard	6.6	10.9	18.5	19.3	14.7	
Sort of easy	14.5	8.3	14.6	17.3	13.0	
Very easy	9.2	10.9	18.0	24.0	15.9	
N of Valid	76	230	205	150	661	
N of Miss	141	24	15	22	202	

Table 201: If you wanted to get some marijuana, how easy would it be for you to get some?





Response	6	8	10	12	Total	
Very hard	89.6	68.1	40.0	32.9	53.9	
Sort of hard	3.9	7.4	11.7	4.7	7.7	
Sort of easy	1.3	13.1	15.6	18.1	13.6	
Very easy	5.2	11.4	32.7	44.3	24.7	
N of Valid	77	229	205	149	660	
N of Miss	140	25	15	23	203	

Table 202: During the past 12 months, have you participated in any alcohol prevention programs or seen any alcohol prevention messages in your school or community? Yes, a school-based program focused on preventing underage drinking and/or drinking and driving.



Response	6	8	10	12	Total	
No	87.1	67.7	77.7	85.5	78.7	
Yes	12.9	32.3	22.3	14.5	21.3	
N of Valid	217	254	220	172	863	
N of Miss	0	0	0	0	0	

Table 203: During the past 12 months, have you participated in any alcohol prevention programs or seen any alcohol prevention messages in your school or community? Yes, a community-based program focused on preventing underage drinking and/or drinking and driving (for example, through your church or temple or through youth groups like Boys and Girls Club or 4-H).



Response	6	8	10	12	Total	
No	94.0	89.8	92.3	95.3	92.6	
Yes	6.0	10.2	7.7	4.7	7.4	
N of Valid	217	254	220	172	863	
N of Miss	0	0	0	0	0	

Table 204: During the past 12 months, have you participated in any alcohol prevention programs or seen any alcohol prevention messages in your school or community? Yes, a media campaign addressing underage drinking and/or drinking and driving (for example, newspaper ads, posters, pamphlets, radio, TV).



Response	6	8	10	12	Total	
No	96.3	90.6	89.1	89.5	91.4	
Yes	3.7	9.4	10.9	10.5	8.6	
N of Valid	217	254	220	172	863	
N of Miss	0	0	0	0	0	

Table 205: During the past 12 months, have you participated in any alcohol prevention programs or seen any alcohol prevention messages in your school or community? No



Response	6	8	10	12	Total	
No	79.7	48.0	36.4	34.9	50.4	
Yes	20.3	52.0	63.6	65.1	49.6	
N of Valid	217	254	220	172	863	
N of Miss	0	0	0	0	0	

Table 206: How wrong do your parents feel it would be for YOU to: drink beer, wine or hard liquor (for example, vodka, whiskey or gin) regularly?





Response	6	8	10	12	Total	
Very wrong	84.8	79.8	68.8	59.5	72.4	
Wrong	11.4	13.6	15.6	19.6	15.3	
A little bit wrong	3.8	5.3	13.2	13.5	9.4	
Not wrong at all	0.0	1.3	2.4	7.4	2.9	
N of Valid	79	228	205	148	660	
N of Miss	138	26	15	24	203	

Table 207: How wrong do your parents feel it would be for YOU to: smoke cigarettes?





Response	6	8	10	12	Total	
Very wrong	88.3	88.2	75.2	69.6	80.0	
Wrong	6.5	8.3	13.6	17.6	11.8	
A little bit wrong	5.2	0.9	7.3	7.4	4.9	
Not wrong at all	0.0	2.6	3.9	5.4	3.3	
N of Valid	77	228	206	148	659	
N of Miss	140	26	14	24	204	

Table 208: How wrong do your parents feel it would be for YOU to: smoke marijuana?





Response	6	8	10	12	Total	
Very wrong	93.4	93.8	84.0	75.7	86.6	
Wrong	5.3	3.5	9.7	12.2	7.6	
A little bit wrong	0.0	0.9	4.9	8.1	3.7	
Not wrong at all	1.3	1.8	1.5	4.1	2.1	
N of Valid	76	227	206	148	657	
N of Miss	141	27	14	24	206	

Table 209: How wrong do your parents feel it would be for YOU to: steal something worth more than \$5?





Response	6	8	10	12	Total	
Very wrong	85.5	90.7	88.2	83.8	87.8	
Wrong	5.3	6.6	9.3	11.5	8.4	
A little bit wrong	6.6	1.8	1.5	2.7	2.4	
Not wrong at all	2.6	0.9	1.0	2.0	1.4	
N of Valid	76	226	204	148	654	
N of Miss	141	28	15	24	208	

Table 210: How wrong do your parents feel it would be for YOU to: draw graffiti, write things, or draw pictures on buildings or other property (without the owner's permission)?





Response	6	8	10	12	Total	
Very wrong	85.3	88.9	83.5	77.9	84.3	
Wrong	8.0	8.0	10.2	14.8	10.2	
A little bit wrong	2.7	1.8	5.3	4.7	3.7	
Not wrong at all	4.0	1.3	1.0	2.7	1.8	
N of Valid	75	226	206	149	656	
N of Miss	141	28	14	23	206	

Table 211: How wrong do your parents feel it would be for YOU to: pick a fight with someone?





Response	6	8	10	12	Total	
Very wrong	75.0	69.5	65.5	63.3	67.5	
Wrong	15.8	15.0	22.8	19.0	18.5	
A little bit wrong	5.3	11.9	9.7	12.2	10.5	
Not wrong at all	3.9	3.5	1.9	5.4	3.5	
N of Valid	76	226	206	147	655	
N of Miss	141	28	14	25	208	

Table 212: During the past 12 months, have you talked with at least one of your parents about the dangers of underage drinking and/or drinking and driving? By parents, we mean either your biological parents, adoptive parents, stepparents, or adult guardians - whether or not they live with you.



Response	6	8	10	12	Total	
No	59.7	63.0	70.3	64.1	65.2	
Yes	40.3	37.0	29.7	35.9	34.8	
N of Valid	67	211	195	145	618	
N of Miss	150	43	25	27	245	

Table 213: Have any of your brothers or sisters ever: drunk beer, wine or hard liquor (for example, vodka, whiskey or gin)?




Response	6	8	10	12	Total	
No	76.4	62.4	44.2	36.7	52.3	
Yes	18.1	36.7	51.9	55.1	43.7	
I don't have any brothers or sisters	5.6	0.9	3.9	8.2	4.0	
N of Valid	72	221	206	147	646	
N of Miss	145	33	14	25	217	

Table 214: Have any of your brothers or sisters ever: smoked marijuana?




Response	6	8	10	12	Total	
No	90.0	82.8	64.4	61.6	72.9	
Yes	4.3	16.3	32.7	31.5	23.7	
I don't have any brothers or sisters	5.7	0.9	2.9	6.8	3.4	
N of Valid	70	221	205	146	642	
N of Miss	147	32	15	26	220	

Table 215: Have any of your brothers or sisters ever: smoked cigarettes?




Response	6	8	10	12	Total	
No	80.0	69.9	57.6	55.9	63.8	
Yes	12.9	29.2	39.0	36.6	32.2	
I don't have any brothers or sisters	7.1	0.9	3.4	7.6	3.9	
N of Valid	70	219	205	145	639	
N of Miss	147	34	15	27	223	

Table 216: Have any of your brothers or sisters ever: taken a handgun to school?




Response	6	8	10	12	Total	
No	94.3	95.9	93.6	90.4	93.8	
Yes	0.0	3.2	3.4	2.7	2.8	
I don't have any brothers or sisters	5.7	0.9	2.9	6.8	3.4	
N of Valid	70	221	204	146	641	
N of Miss	147	33	16	26	222	

Table 217: Have any of your brothers or sisters ever: been suspended or expelled from school?




Response	6	8	10	12	Total	
No	73.6	70.0	67.6	66.7	68.9	
Yes	20.8	29.1	28.9	26.4	27.5	
I don't have any brothers or sisters	5.6	0.9	3.4	6.9	3.6	
N of Valid	72	220	204	144	640	
N of Miss	145	33	16	28	222	

Table 218: The rules in my family are clear.





Response	6	8	10	12	Total	
NO!	5.8	5.9	4.9	8.1	6.1	
no	2.9	4.1	10.7	6.1	6.5	
yes	30.4	31.2	40.3	39.9	36.0	
YES!	60.9	58.8	44.2	45.9	51.4	
N of Valid	69	221	206	148	644	
N of Miss	147	33	13	24	217	

Table 219: People in my family often insult or yell at each other.

Response	6	8	10	12	Total	
NO!	47.0	25.8	25.7	27.5	28.3	
no	25.8	37.6	40.3	39.6	37.7	
yes	18.2	23.5	19.4	22.1	21.3	
YES!	9.1	13.1	14.6	10.7	12.6	
N of Valid	66	221	206	149	642	
N of Miss	151	32	14	23	220	

Table 220: When I am not at home, one of my parents knows where I am and who I am with.

Response	6	8	10	12	Total	
NO!	7.6	4.5	6.3	6.8	5.9	
no	3.0	6.3	6.3	12.2	7.3	
yes	27.3	28.5	42.9	43.2	36.4	
YES!	62.1	60.6	44.4	37.8	50.3	
N of Valid	66	221	205	148	640	
N of Miss	151	33	15	24	223	

Table 221: We argue about the same things in my family over and over.

Response	6	8	10	12	Total	
NO!	51.6	29.4	20.4	25.0	27.7	
no	21.9	34.8	39.3	33.8	34.7	
yes	15.6	19.0	24.8	29.1	22.8	
YES!	10.9	16.7	15.5	12.2	14.7	
N of Valid	64	221	206	148	639	
N of Miss	153	33	14	24	224	

Table 222: If you drank some beer or wine or liquor (for example, vodka, whiskey, or gin) without your parents' permission, would you be caught by your parents?

Response	6	8	10	12	Total	
NO!	10.8	11.4	19.5	25.9	17.3	
no	6.2	16.0	28.3	34.7	23.3	
yes	12.3	18.3	21.0	15.0	17.8	
YES!	70.8	54.3	31.2	24.5	41.7	
N of Valid	65	219	205	147	636	
N of Miss	152	35	14	24	225	

Table 223: My family has clear rules about alcohol and drug use.

Response	6	8	10	12	Total	
NO!	10.8	8.6	8.3	9.5	8.9	
no	7.7	7.7	17.5	14.9	12.5	
yes	15.4	23.1	27.2	29.1	25.0	
YES!	66.2	60.6	47.1	46.6	53.6	
N of Valid	65	221	206	148	640	
N of Miss	152	33	14	24	223	

Table 224: If you carried a handgun without your parents' permission, would you be caught by your parents?

Response	6	8	10	12	Total	
NO!	10.8	8.8	8.7	16.1	10.7	
no	4.6	6.0	14.1	20.1	11.8	
yes	10.8	16.1	26.7	24.2	20.9	
YES!	73.8	69.1	50.5	39.6	56.7	
N of Valid	65	217	206	149	637	
N of Miss	152	37	14	23	226	

Table 225: If you skipped school would you be caught by your parents?

Response	6	8	10	12	Total	
NO!	10.8	8.7	13.7	17.6	12.6	
no	9.2	10.6	20.0	21.6	16.0	
yes	13.8	19.3	22.4	26.4	21.4	
YES!	66.2	61.5	43.9	34.5	50.0	
N of Valid	65	218	205	148	636	
N of Miss	152	36	15	24	227	

Table 226: Do you feel very close to your mother?

Response	6	8	10	12	Total	
NO!	6.5	11.5	12.1	10.8	11.0	
no	4.8	9.6	11.7	15.5	11.2	
yes	21.0	22.9	29.6	30.4	26.7	
YES!	67.7	56.0	46.6	43.2	51.1	
N of Valid	62	218	206	148	634	
N of Miss	155	35	14	22	226	

Table 227: Do you share your thoughts and feelings with your mother?

Response	6	8	10	12	Total	
NO!	11.1	15.2	16.7	15.9	15.4	
no	25.4	21.2	25.5	22.1	23.2	
yes	14.3	25.3	25.0	35.2	26.4	
YES!	49.2	38.2	32.8	26.9	35.0	
N of Valid	63	217	204	145	629	
N of Miss	154	36	16	27	233	

Table 228: My parents ask me what I think before most family decisions affecting me are made.


Response	6	8	10	12	Total	
NO!	20.3	13.8	18.0	18.9	17.0	
no	18.8	19.4	24.4	23.6	21.9	
yes	28.1	31.3	32.2	38.5	33.0	
YES!	32.8	35.5	25.4	18.9	28.1	
N of Valid	64	217	205	148	634	
N of Miss	153	36	15	24	228	

Table 229: Do you share your thoughts and feelings with your father?


Response	6	8	10	12	Total	
NO!	25.8	29.8	28.7	30.9	29.3	
no	16.1	29.4	27.7	29.5	27.6	
yes	29.0	17.0	22.3	23.5	21.4	
YES!	29.0	23.9	21.3	16.1	21.7	
N of Valid	62	218	202	149	631	
N of Miss	155	36	16	23	230	

Table 230: Do you enjoy spending time with your mother?


Response	6	8	10	12	Total	
NO!	11.3	6.8	10.2	11.6	9.5	
no	8.1	6.8	8.8	9.6	8.2	
yes	27.4	30.6	34.6	43.8	34.7	
YES!	53.2	55.7	46.3	34.9	47.6	
N of Valid	62	219	205	146	632	
N of Miss	155	35	15	26	231	

Table 231: Do you enjoy spending time with your father?

Response	6	8	10	12	Total	
NO!	17.5	13.7	18.6	19.2	17.0	
no	4.8	10.0	10.8	13.7	10.6	
yes	22.2	27.5	31.4	34.9	30.0	
YES!	55.6	48.8	39.2	32.2	42.5	
N of Valid	63	211	204	146	624	
N of Miss	154	42	16	26	238	

Table 232: If I had a personal problem, I could ask my mom or dad for help.

Response	6	8	10	12	Total	
NO!	20.3	9.6	10.8	15.0	12.3	
no	6.3	11.9	14.2	14.3	12.6	
yes	21.9	28.3	33.3	36.1	31.1	
YES!	51.6	50.2	41.7	34.7	44.0	
N of Valid	64	219	204	147	634	
N of Miss	153	35	16	25	229	

Table 233: Do you feel very close to your father?

Response	6	8	10	12	Total	
NO!	19.4	19.9	18.6	25.0	20.6	
no	9.7	20.8	20.1	23.0	20.0	
yes	16.1	21.8	27.5	26.4	24.1	
YES!	54.8	37.5	33.8	25.7	35.2	
N of Valid	62	216	204	148	630	
N of Miss	155	37	16	24	232	

Table 234: My parents give me lots of chances to do fun things with them.

Response	6	8	10	12	Total	
NO!	7.8	9.1	12.2	18.1	12.1	
no	14.1	16.0	20.0	20.8	18.2	
yes	20.3	26.0	36.1	34.9	30.8	
YES!	57.8	48.9	31.7	26.2	38.9	
N of Valid	64	219	205	149	637	
N of Miss	153	35	15	23	226	

Table 235: My parents ask if I've gotten my homework done.

Response	6	8	10	12	Total	
NO!	4.7	8.3	7.4	10.8	8.2	
no	4.7	7.8	14.3	22.3	13.0	
yes	21.9	25.2	34.0	39.9	31.1	
YES!	68.8	58.7	44.3	27.0	47.7	
N of Valid	64	218	203	148	633	
N of Miss	153	36	17	24	230	

Table 236: People in my family have serious arguments.

Response	6	8	10	12	Total	
NO!	42.2	24.1	24.6	26.4	26.6	
no	32.8	47.2	42.4	38.5	42.2	
yes	17.2	15.3	20.7	22.3	18.9	
YES!	7.8	13.4	12.3	12.8	12.4	
N of Valid	64	216	203	148	631	
N of Miss	153	38	17	24	232	

Table 237: Would your parents know if you did not come home on time?

Response	6	8	10	12	Total	
NO!	6.5	5.1	7.0	8.1	6.5	
no	3.2	7.4	14.9	16.9	11.6	
yes	37.1	30.1	33.8	39.2	34.1	
YES!	53.2	57.4	44.3	35.8	47.7	
N of Valid	62	216	201	148	627	
N of Miss	155	38	18	24	235	

Table 238: It is important to be honest with your parents, even if they become upset or you get punished.

Response	6	8	10	12	Total	
NO!	7.9	7.9	7.4	7.4	7.6	
no	6.3	6.0	11.3	10.1	8.7	
yes	12.7	26.9	35.8	45.3	32.6	
YES!	73.0	59.3	45.6	37.2	51.0	
N of Valid	63	216	204	148	631	
N of Miss	154	38	16	24	232	

Table 239: My parents notice when I am doing a good job and let me know about it.

Response	6	8	10	12	Total	
Never or Almost Never	6.6	12.4	10.3	9.7	10.5	
Sometimes	23.0	22.0	30.4	33.1	27.4	
Often	24.6	25.2	27.9	27.6	26.6	
All the time	45.9	40.4	31.4	29.7	35.5	
N of Valid	61	218	204	145	628	
N of Miss	156	36	16	27	235	

Table 240: How often do your parents tell you they're proud of you for something you've done?


Response	6	8	10	12	Total	
Never or Almost Never	10.0	13.7	9.9	11.0	11.5	
Sometimes	18.3	21.0	26.1	28.8	24.2	
Often	21.7	24.7	33.5	28.8	28.2	
All the time	50.0	40.6	30.5	31.5	36.1	
N of Valid	60	219	203	146	628	
N of Miss	157	35	17	26	235	

Table 241: How many brothers and sisters, including stepbrothers and stepsisters, do you have that are younger than you?

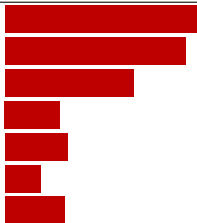
Response	6	8	10	12	Total	
0	25.0	27.9	30.3	32.2	29.4	
1	23.3	27.4	28.9	26.8	27.3	
2	18.3	18.3	17.9	20.1	18.6	
3	16.7	5.5	6.0	4.7	6.5	
4	8.3	6.8	8.5	8.1	7.8	
5	3.3	5.0	1.5	2.7	3.2	
6 or more	5.0	9.1	7.0	5.4	7.2	
N of Valid	60	219	201	149	629	
N of Miss	157	35	18	23	233	

Table 242: How many brothers and sisters, including stepbrothers and stepsisters, do you have that are older than you?

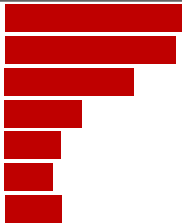
Response	6	8	10	12	Total	
0	20.7	30.4	24.9	26.4	26.8	
1	22.4	24.0	22.9	33.1	25.6	
2	24.1	14.7	18.9	22.3	18.8	
3	15.5	13.8	10.9	1.4	10.1	
4	3.4	4.6	10.9	4.7	6.6	
5	3.4	5.1	5.5	6.8	5.4	
6 or more	10.3	7.4	6.0	5.4	6.7	
N of Valid	58	217	201	148	624	
N of Miss	159	36	18	24	237	

Table 243: Have you changed homes in the past year (the last 12 months)?



Response	6	8	10	12	Total	
No	67.8	71.4	71.8	83.1	74.0	
Yes	32.2	28.6	28.2	16.9	26.0	
N of Valid	59	217	202	148	626	
N of Miss	158	37	17	24	236	

Table 244: How many times have you changed homes since kindergarten?






Response	6	8	10	12	Total	
Never	33.9	29.6	28.6	31.8	30.2	
1 or 2 times	27.1	26.9	29.1	25.7	27.3	
3 or 4 times	13.6	23.1	22.7	20.3	21.4	
5 or 6 times	13.6	8.8	8.4	11.5	9.7	
7 or more times	11.9	11.6	11.3	10.8	11.3	
N of Valid	59	216	203	148	626	
N of Miss	158	37	17	24	236	

Table 245: Have you changed schools (including changing from elementary to middle and middle to high school) in the past year?



Response	6	8	10	12	Total	
No	58.6	72.8	76.1	81.8	74.7	
Yes	41.4	27.2	23.9	18.2	25.3	
N of Valid	58	217	201	148	624	
N of Miss	159	37	19	24	239	

Table 246: How many times have you changed schools since kindergarten (including changing from elementary to middle and middle to high school)?






Response	6	8	10	12	Total	
Never	47.4	29.6	27.0	31.1	30.8	
1 or 2 times	22.8	24.5	25.0	14.9	22.2	
3 or 4 times	19.3	25.9	33.0	28.4	28.2	
5 or 6 times	5.3	9.7	10.5	17.6	11.4	
7 or more times	5.3	10.2	4.5	8.1	7.4	
N of Valid	57	216	200	148	621	
N of Miss	160	38	19	24	241	

Table 247: Has anyone in your family ever had severe alcohol or drug problems?



Response	6	8	10	12	Total	
No	77.8	68.5	52.5	53.1	60.4	
Yes	22.2	31.5	47.5	46.9	39.6	
N of Valid	54	216	202	147	619	
N of Miss	163	38	18	25	244	

Table 248: About how many adults (over 21) have you known personally who in the past year have: used marijuana, crack, cocaine, or other drugs?






Response	6	8	10	12	Total	
0	78.0	65.3	48.0	45.2	55.8	
1	18.0	10.8	16.8	11.0	13.4	
2	0.0	6.6	10.9	9.6	8.2	
3-4	2.0	7.0	8.4	11.0	8.0	
5+	2.0	10.3	15.8	23.3	14.6	
N of Valid	50	213	202	146	611	
N of Miss	167	41	18	26	252	

Table 249: About how many adults (over 21) have you known personally who in the past year have: sold or dealt drugs?






Response	6	8	10	12	Total	
0	85.7	73.3	63.9	55.8	66.9	
1	10.2	8.1	12.9	9.5	10.2	
2	0.0	4.8	8.9	11.6	7.4	
3-4	2.0	3.8	5.4	8.2	5.3	
5+	2.0	10.0	8.9	15.0	10.2	
N of Valid	49	210	202	147	608	
N of Miss	168	43	18	25	254	

Table 250: About how many adults (over 21) have you known personally who in the past year have: done other things that could get them in trouble with the police, like stealing, selling stolen goods, mugging or assaulting others, etc.?






Response	6	8	10	12	Total	
0	77.6	68.6	59.4	57.9	63.7	
1	16.3	11.9	13.9	5.5	11.4	
2	4.1	5.2	12.4	9.0	8.4	
3-4	0.0	5.7	4.5	8.3	5.4	
5+	2.0	8.6	9.9	19.3	11.1	
N of Valid	49	210	202	145	606	
N of Miss	168	44	18	27	257	

Table 251: About how many adults (over 21) have you known personally who in the past year have: gotten drunk or high?






Response	6	8	10	12	Total	
0	63.3	46.2	31.2	32.2	39.2	
1	22.4	18.4	15.8	7.5	15.3	
2	8.2	8.0	12.9	13.0	10.8	
3-4	2.0	8.0	10.9	10.3	9.0	
5+	4.1	19.3	29.2	37.0	25.6	
N of Valid	49	212	202	146	609	
N of Miss	168	42	18	26	254	

Table 252: Have you seen or heard information about underage drinking in the past 12 months from the following sources? Radio

Response	6	8	10	12	Total	
No	58.3	42.7	46.8	50.7	47.2	
Yes	41.7	57.3	53.2	49.3	52.8	
N of Valid	48	211	201	146	606	
N of Miss	169	43	19	26	257	

Table 253: Have you seen or heard information about underage drinking in the past 12 months from the following sources? TV.

Response	6	8	10	12	Total	
No	39.6	15.3	20.3	22.2	20.6	
Yes	60.4	84.7	79.7	77.8	79.4	
N of Valid	48	209	202	144	603	
N of Miss	169	45	18	28	260	

Table 254: Have you seen or heard information about underage drinking in the past 12 months from the following sources? Print. This includes information on underage drinking you may have seen in the newspaper, on a billboard, in pamphlets, on stickers, etc.

Response	6	8	10	12	Total	
No	58.7	41.4	38.1	40.7	41.5	
Yes	41.3	58.6	61.9	59.3	58.5	
N of Valid	46	210	202	145	603	
N of Miss	171	44	18	27	260	

Table 255: Have you seen or heard information about underage drinking in the past 12 months from the following sources? Website or social media? (Facebook, Myspace, website, etc.)

Response	6	8	10	12	Total	
No	63.0	36.7	36.1	41.8	39.7	
Yes	37.0	63.3	63.9	58.2	60.3	
N of Valid	46	210	202	146	604	
N of Miss	171	44	18	26	259	

Table 256: The next questions ask about your opinions of the information you saw or heard. If you have seen or heard more than one ad, please think about your favorite ad when answering these questions. The information about underage drinking that I saw or heard was convincing.

Response	6	8	10	12	Total	
NO!	37.0	21.2	15.4	19.2	20.0	
no	13.0	13.0	15.4	19.9	15.5	
yes	10.9	24.0	36.8	35.6	30.1	
YES!	28.3	31.3	22.4	17.1	24.6	
I have not seen or heard any ads about underage drinking in the past 12 months.	10.9	10.6	10.0	8.2	9.8	
N of Valid	46	208	201	146	601	
N of Miss	171	46	18	26	261	

Table 257: The next questions ask about your opinions of the information you saw or heard. If you have seen or heard more than one ad, please think about your favorite ad when answering these questions. The information about underage drinking that I saw or heard grabbed my attention.

Response	6	8	10	12	Total	
NO!	37.8	19.1	14.4	15.9	18.1	
no	15.6	12.9	18.8	23.4	17.6	
yes	8.9	23.0	34.2	35.2	28.6	
YES!	22.2	34.4	22.8	16.6	25.3	
I have not seen or heard any ads about underage drinking in the past 12 months.	15.6	10.5	9.9	9.0	10.3	
N of Valid	45	209	202	145	601	
N of Miss	172	45	18	27	262	

Table 258: The next questions ask about your opinions of the information you saw or heard. If you have seen or heard more than one ad, please think about your favorite ad when answering these questions. The information about underage drinking that I saw or heard said something important to me.

Response	6	8	10	12	Total	
NO!	34.9	20.8	14.4	20.7	19.6	
no	14.0	12.6	20.4	22.8	17.8	
yes	9.3	23.2	33.8	31.7	27.9	
YES!	25.6	33.8	21.9	15.9	24.8	
I have not seen or heard any ads about underage drinking in the past 12 months.	16.3	9.7	9.5	9.0	9.9	
N of Valid	43	207	201	145	596	
N of Miss	174	47	19	26	266	

Table 259: The next questions ask about your opinions of the information you saw or heard. If you have seen or heard more than one ad, please think about your favorite ad when answering these questions. Seeing or hearing this information about underage drinking made me want to stop or decrease my drinking.










Response	6	8	10	12	Total	
NO!	37.5	22.5	19.1	24.6	23.0	
no	5.0	8.5	16.5	21.1	14.0	
yes	20.0	14.0	27.1	27.5	22.1	
YES!	22.5	33.5	23.4	16.2	25.1	
I have not seen or heard any ads about underage drinking in the past 12 months.	15.0	21.5	13.8	10.6	15.8	
N of Valid	40	200	188	142	570	
N of Miss	177	52	30	30	289	

Table 260: How honest were you in filling out this survey?

Response	6	8	10	12	Total	
I was very honest	77.1	84.8	80.1	76.9	80.7	
I was honest pretty much of the time	16.7	13.3	12.4	19.0	14.7	
I was honest some of the time	6.3	1.4	5.5	2.7	3.5	
I was honest once in a while	0.0	0.5	2.0	1.4	1.2	
I was not honest at all	0.0	0.0	0.0	0.0	0.0	
N of Valid	48	211	201	147	607	
N of Miss	169	43	18	25	255	