

2016 APNA

Arkansas Prevention Needs Assessment Survey

**Ouachita County
Tables**

**Arkansas Department of Human Services
Division of Behavioral Health Services
Prevention Services**

Conducted by International Survey Associates dba Pride Surveys

Contents

1	INTRODUCTION	11
2	PERCENTAGE TABLES	16

List of Tables

1	Sex	17
2	Age	17
3	Are you Hispanic or Latino?	17
4	What is your race? Black or African American	18
5	What is your race? Asian	18
6	What is your race? American Indian	18
7	What is your race? Alaska Native	18
8	What is your race? White	19
9	What is your race? Native Hawaiian or Other Pacific Islander	19
10	What is your race? Other	19
11	What is the highest level of schooling completed by your mother or father?	20
12	Think of where you live most of the time. Which of the following people live there with you? Mother	20
13	Think of where you live most of the time. Which of the following people live there with you? Stepmother	20
14	Think of where you live most of the time. Which of the following people live there with you? Foster Mother	21
15	Think of where you live most of the time. Which of the following people live there with you? Grandmother	21
16	Think of where you live most of the time. Which of the following people live there with you? Aunt	21
17	Think of where you live most of the time. Which of the following people live there with you? Father	21
18	Think of where you live most of the time. Which of the following people live there with you? Stepfather	22
19	Think of where you live most of the time. Which of the following people live there with you? Foster Father	22
20	Think of where you live most of the time. Which of the following people live there with you? Grandfather	22
21	Think of where you live most of the time. Which of the following people live there with you? Uncle	22
22	Think of where you live most of the time. Which of the following people live there with you? Other Adults	23
23	Think of where you live most of the time. Which of the following people live there with you? Brother(s)	23
24	Think of where you live most of the time. Which of the following people live there with you? Stepbrother(s)	23
25	Think of where you live most of the time. Which of the following people live there with you? Sister(s)	23
26	Think of where you live most of the time. Which of the following people live there with you? Stepsister(s)	24

27	Think of where you live most of the time. Which of the following people live there with you? Other Children	24
28	In my school, students have lots of chances to help decide things like class activities and rules.	24
29	Teachers ask me to work on special classroom projects.	24
30	My teacher(s) notices when I am doing a good job and lets me know about it.	25
31	There are lots of chances for students in my school to get involved in sports, clubs, and other school activities outside of class.	25
32	There are lots of chances for students in my school to talk with a teacher one-on-one.	25
33	I feel safe at my school.	26
34	The school lets my parents know when I have done something well.	26
35	My teachers praise me when I work hard in school.	26
36	Are your school grades better than the grades of most students in your class?	27
37	I have lots of chances to be part of class discussions or activities.	27
38	Now thinking back over the past year in school, how often did you: enjoy being in school?	27
39	Now thinking back over the past year in school, how often did you: hate being in school?	28
40	Now thinking back over the past year in school, how often did you: try to do your best work in school?	28
41	How often do you feel that the school work you are assigned is meaningful and important?	28
42	Putting them all together, what were your grades like last year?	29
43	How important do you think the things you are learning in school are going to be for your later life?	29
44	Do your parents care about your skipping or cutting school?	29
45	During the LAST FOUR WEEKS how many whole days of school have you missed because you skipped or 'cut'?	30
46	What are the chances you would be seen as cool if you: smoked cigarettes?	30
47	What are the chances you would be seen as cool if you: worked hard at school?	30
48	What are the chances you would be seen as cool if you: began drinking alcoholic beverages regularly, that is, at least once or twice a month?	31
49	What are the chances you would be seen as cool if you: defended someone who was being bullied?	31
50	What are the chances you would be seen as cool if you: smoked marijuana?	31
51	What are the chances you would be seen as cool if you: carried a handgun?	32

52	What are the chances you would be seen as cool if you: used e-cigarettes, e-cigars or e-hookahs?	32
53	What are the chances you would be seen as cool if you: bullied someone or cyber bullied someone?	32
54	Think of your four best friends (the friends you feel closest to). In the past year (12 months), how many of your best friends have: participated in clubs, organizations or activities at school?	33
55	Think of your four best friends (the friends you feel closest to). In the past year (12 months), how many of your best friends have: smoked cigarettes?	33
56	Think of your four best friends (the friends you feel closest to). In the past year (12 months), how many of your best friends have: tried beer, wine or hard liquor (for example, vodka, whiskey, or gin) when their parents didn't know about it?	33
57	Think of your four best friends (the friends you feel closest to). In the past year (12 months), how many of your best friends have: used e-cigarettes, e-cigars, or e-hookahs?	34
58	Think of your four best friends (the friends you feel closest to). In the past year (12 months), how many of your best friends have: used marijuana?	34
59	Think of your four best friends (the friends you feel closest to). In the past year (12 months), how many of your best friends have: used prescription drugs or non-prescription drugs for the purpose of getting high?	34
60	Think of your four best friends (the friends you feel closest to). In the past year (12 months), how many of your best friends have: used synthetic marijuana (K2, spice) or bath salts?	35
61	Think of your four best friends (the friends you feel closest to). In the past year (12 months), how many of your best friends have: used LSD, cocaine, amphetamines, or other illegal drugs?	35
62	Think of your four best friends (the friends you feel closest to). In the past year (12 months), how many of your best friends have: been bullied?	35
63	Think of your four best friends (the friends you feel closest to). In the past year (12 months), how many of your best friends have: been suspended from school?	36
64	Think of your four best friends (the friends you feel closest to). In the past year (12 months), how many of your best friends have: carried a handgun?	36
65	Think of your four best friends (the friends you feel closest to). In the past year (12 months), how many of your best friends have: sold illegal drugs?	36
66	Think of your four best friends (the friends you feel closest to). In the past year (12 months), how many of your best friends have: regularly attended religious services?	37

67	Think of your four best friends (the friends you feel closest to). In the past year (12 months), how many of your best friends have: stolen or tried to steal a motor vehicle such as a car or motorcycle?	37
68	Think of your four best friends (the friends you feel closest to). In the past year (12 months), how many of your best friends have: been arrested?	37
69	Think of your four best friends (the friends you feel closest to). In the past year (12 months), how many of your best friends have: dropped out of school?	38
70	Think of your four best friends (the friends you feel closest to). In the past year (12 months), how many of your best friends have: been members of a gang?	38
71	How old were you when you first: smoked marijuana?	38
72	How old were you when you first: smoked a cigarette, even just a puff?	39
73	How old were you when you first: had more than a sip or two of beer, wine or hard liquor (for example, vodka, whiskey, or gin)?	39
74	How old were you when you first: began drinking alcoholic beverages regularly, that is, at least once or twice a month?	40
75	How old were you when you first: used Daztrex?	40
76	How old were you when you first: got suspended from school?	41
77	How old were you when you first: got arrested?	41
78	How old were you when you first: carried a handgun?	42
79	How old were you when you first: used e-cigarettes, e-cigars, or e-hookahs?	42
80	How old were you when you first: belonged to a gang?	43
81	How old were you when you first: used prescription drugs not prescribed to you?	43
82	How wrong do you think it is for someone your age to: take a handgun to school?	44
83	How wrong do you think it is for someone your age to: steal anything?	44
84	How wrong do you think it is for someone your age to: pick a fight with someone?	44
85	How wrong do you think it is for someone your age to: attack someone with the idea of seriously hurting them?	45
86	How wrong do you think it is for someone your age to: stay away from school all day when their parents think they are at school?	45
87	How wrong do you think it is for someone your age to: drink beer, wine or hard liquor (for example, vodka, whiskey, or gin) regularly?	45
88	How wrong do you think it is for someone your age to: smoke cigarettes?	46
89	How wrong do you think it is for someone your age to: smoke marijuana?	46

90	How wrong do you think it is for someone your age to: use prescription drugs or non-prescription drugs for the purpose of getting high?	46
91	How wrong do you think it is for someone your age to: use synthetic marijuana (K2, spice) or bath salts?	47
92	How wrong do you think it is for someone your age to: use LSD, cocaine, amphetamines or another illegal drug?	47
93	How wrong do you think it is for someone your age to: use e-cigarettes, e-cigars or e-hookahs?	47
94	At school during the past 12 months, did you receive help from the resource teacher, speech therapist or other special education teacher?	48
95	How many times in the past year (12 months) have you: been suspended from school?	48
96	How many times in the past year (12 months) have you: carried a handgun?	48
97	How many times in the past year (12 months) have you: sold illegal drugs?	49
98	How many times in the past year (12 months) have you: stolen or tried to steal a motor vehicle such as a car or motorcycle?	49
99	How many times in the past year (12 months) have you: participated in clubs, organizations or activities at school?	50
100	How many times in the past year (12 months) have you: been arrested?	50
101	How many times in the past year (12 months) have you: attacked someone with the idea of seriously hurting them?	51
102	How many times in the past year (12 months) have you: been drunk or high at school?	51
103	How many times in the past year (12 months) have you: taken a handgun to school?	52
104	Are you currently on probation, or assigned a probation officer with Juvenile Court?	52
105	Have you ever belonged to a gang?	52
106	If you have ever belonged to a gang, did that gang have a name?	53
107	You are at a party at someone's house, and one of your friends offers you a drink containing alcohol. What would you say or do?	53
108	How often do you attend religious services or activities?	53
109	I think sometimes it's okay to cheat at school.	54
110	It is important to think before you act.	54
111	Sometimes I think that life is not worth it.	54
112	At times I think I am no good at all.	55
113	All in all, I am inclined to think that I am a failure.	55
114	In the past year, have you felt depressed or sad MOST days, even if you felt okay sometimes?	55
115	It is all right to beat up people if they start the fight.	56
116	I think it is okay to take something without asking if you can get away with it.	56

117	Where do you get the most information about living a drug and alcohol free life? Parents/guardians	56
118	Where do you get the most information about living a drug and alcohol free life? Friends	57
119	Where do you get the most information about living a drug and alcohol free life? Family members	57
120	Where do you get the most information about living a drug and alcohol free life? School	57
121	Where do you get the most information about living a drug and alcohol free life? Internet	58
122	Where do you get the most information about living a drug and alcohol free life? TV	58
123	Where do you get the most information about living a drug and alcohol free life? Social media	58
124	How much do you think people risk harming themselves (physically or in other ways) if they: smoked one or more packs of cigarettes per day?	59
125	How much do you think people risk harming themselves (physically or in other ways) if they: try marijuana once or twice?	59
126	How much do you think people risk harming themselves (physically or in other ways) if they: smoke marijuana once or twice a week?	59
127	How much do you think people risk harming themselves (physically or in other ways) if they: take one or two drinks of an alcoholic beverage (beer, wine, liquor) nearly every day?	60
128	How much do you think people risk harming themselves (physically or in other ways) if they: have five or more drinks of an alcoholic beverage once or twice a weekend?	60
129	How much do you think people risk harming themselves (physically or in other ways) if they: use prescription drugs that are not prescribed to them?	60
130	How much do you think people risk harming themselves (physically or in other ways) if they: use non-prescription drugs to get high?	61
131	How much do you think people risk harming themselves (physically or in other ways) if they: use e-cigarettes, e-cigars, or e-hookahs?	61
132	Have you ever used smokeless tobacco (chew, snuff, plug, dipping tobacco, or chewing tobacco)?	61
133	How often have you used smokeless tobacco during the past 30 days?	62
134	Have you ever smoked cigarettes?	62
135	How frequently have you smoked cigarettes during the past 30 days?	62
136	Which statement best describes rules about smoking inside your home or your family cars?	63
137	Have you ever used e-cigarettes, e-cigars, or e-hookahs?	63
138	How frequently have you used e-cigarettes, e-cigars, or e-hookahs?	64
139	During this school year, were you taught in any of your classes about the dangers of tobacco use?	64

140	During the past 12 months, have you participated in any community activities to discourage people your age from using cigarettes, chewing tobacco, snuff, dip or cigars, e-cigarettes, e-cigars, or e-hookahs?	64
141	Think back over the last two weeks. How many times have you had five or more alcoholic drinks in a row?	65
142	During the past 30 days, how many times did you ride in a car or other vehicle driven by someone who had been drinking alcohol or using drugs to get high?	65
143	During the past 30 days, how many times did you drive a car or other vehicle when you had been drinking alcohol or using drugs to get high?	65
144	If you drank alcohol (not just a sip or taste) in the past year, how did you usually get it?	66
145	If you drank alcohol (not just a sip or taste) in the past year, where did you usually drink it?	66
146	How do you feel about someone your age having one or two drinks of an alcoholic beverage nearly every day?	67
147	On how many occasions have you had alcoholic beverages (beer, wine or hard liquor) to drink in your lifetime - more than just a few sips?	67
148	On how many occasions have you drunk one or more drinks of an alcoholic beverage during the past 30 days?	67
149	On how many occasions have you used marijuana (grass, pot) or hashish (hash, hash oil) in your lifetime?	68
150	On how many occasions have you used marijuana (grass, pot) or hashish (hash, hash oil) during the past 30 days?	68
151	On how many occasions have you used LSD or other psychedelics in your lifetime?	68
152	On how many occasions have you used LSD or other psychedelics during the past 30 days?	69
153	On how many occasions have you used cocaine or crack in your lifetime?	69
154	On how many occasions have you used cocaine or crack during the past 30 days?	69
155	On how many occasions have you sniffed glue, breathed the contents of an aerosol spray can, or inhaled other gases or sprays, in order to get high in your lifetime?	70
156	On how many occasions have you sniffed glue, breathed the contents of an aerosol spray can, or inhaled other gases or sprays, in order to get high during the past 30 days?	70
157	On how many occasions have you used Daztrex in your lifetime?	71
158	On how many occasions have you used Daztrex during the past 30 days?	71
159	On how many occasions have you used synthetic marijuana (K2, spice) in your lifetime?	71

160	On how many occasions have you used synthetic marijuana (K2, spice) during the past 30 days?	72
161	On how many occasions have you used methamphetamines (meth, speed, crank, crystal meth) in your lifetime?	72
162	On how many occasions have you used methamphetamines (meth, speed, crank, crystal meth) in the past 30 days?	72
163	On how many occasions have you used other chemical products (bath salts, plant food, etc.) in your lifetime?	73
164	On how many occasions have you used other chemical products (bath salts, plant food, etc.) during the past 30 days?	73
165	On how many occasions have you used heroin or other opiates in your lifetime?	73
166	On how many occasions have you used heroin or other opiates during the past 30 days?	74
167	On how many occasions have you used MDMA ('X', 'E', or ecstasy) in your lifetime?	74
168	On how many occasions have you used MDMA ('X', 'E', or ecstasy) during the past 30 days?	74
169	On how many occasions have you taken prescription drugs (such as Valium, Xanax, Ritalin, Adderall, OxyContin, Darvocet, or sleeping pills) not prescribed to you in your lifetime?	75
170	On how many occasions have you taken prescription drugs (such as Valium, Xanax, Ritalin, Adderall, OxyContin, Darvocet, or sleeping pills) not prescribed to you during the past 30 days?	75
171	On how many occasions have you taken non-prescription medicines such as diet pills (for example, Dietac, Dexatrim or Prolamine), stay-awake pills (for example No-Doz, Vivarin, or Wake), or cough or cold medicines (robos, DXM, etc.) to get high in your lifetime?	76
172	On how many occasions have you taken non-prescription medicines such as diet pills (for example, Dietac, Dexatrim or Prolamine), stay-awake pills (for example No-Doz, Vivarin, or Wake), or cough or cold medicines (robos, DXM, etc.) to get high during the past 30 days?	76
173	On how many occasions have you been drunk or very high from drinking alcoholic beverages during the past 30 days?	77
174	On how many occasions have you drunk flavored alcoholic beverages, sometimes called 'alcopops' (like Mike's Hard Lemonade, Smirnoff Ice, Bacardi Breezers, etc.) in your lifetime?	77
175	On how many occasions have you drunk flavored alcoholic beverages, sometimes called 'alcopops' (like Mike's Hard Lemonade, Smirnoff Ice, Bacardi Breezers, etc.) during the past 30 days?	78
176	If you used prescription drugs or over the counter drugs without a doctor telling you to use it or for the purpose of getting high, where did you get these drugs? - Did not use	78

177	If you used prescription drugs or over the counter drugs without a doctor telling you to use it or for the purpose of getting high, where did you get these drugs? - Bought or took from store or shop	78
178	If you used prescription drugs or over the counter drugs without a doctor telling you to use it or for the purpose of getting high, where did you get these drugs? - Got from parents with permission	79
179	If you used prescription drugs or over the counter drugs without a doctor telling you to use it or for the purpose of getting high, where did you get these drugs? - Got from home without permission	79
180	If you used prescription drugs or over the counter drugs without a doctor telling you to use it or for the purpose of getting high, where did you get these drugs? - Got from relative with permission	79
181	If you used prescription drugs or over the counter drugs without a doctor telling you to use it or for the purpose of getting high, where did you get these drugs? - Got from relative without permission	79
182	If you used prescription drugs or over the counter drugs without a doctor telling you to use it or for the purpose of getting high, where did you get these drugs? - Got from friend's home with permission	80
183	If you used prescription drugs or over the counter drugs without a doctor telling you to use it or for the purpose of getting high, where did you get these drugs? - Got from friend's home without permission	80
184	If you used prescription drugs or over the counter drugs without a doctor telling you to use it or for the purpose of getting high, where did you get these drugs? - Got from friend at school	80
185	If you used prescription drugs or over the counter drugs without a doctor telling you to use it or for the purpose of getting high, where did you get these drugs? - Got from friend at party	80
186	If you used prescription drugs or over the counter drugs without a doctor telling you to use it or for the purpose of getting high, where did you get these drugs? - Got from friend, elsewhere	81
187	If you used prescription drugs or over the counter drugs without a doctor telling you to use it or for the purpose of getting high, where did you get these drugs? - Got from internet sale	81
188	During the last month, about how many marijuana cigarettes, or the equivalent, did you smoke a day, on the average?	81
189	How wrong do your friends feel it would be for YOU to: have one or two drinks of an alcoholic beverage nearly every day?	82
190	How wrong do your friends feel it would be for YOU to: smoke tobacco?	82
191	How wrong do your friends feel it would be for YOU to: smoke marijuana?	82
192	How wrong do your friends feel it would be for YOU to: use prescription drugs not prescribed to you?	83
193	How wrong would most adults (over 21) in your neighborhood think it is for kids your age: to use marijuana?	83

194	How wrong would most adults (over 21) in your neighborhood think it is for kids your age: to drink alcohol?	83
195	How wrong would most adults (over 21) in your neighborhood think it is for kids your age: to smoke cigarettes?	84
196	How much do each of the following statements describe your neighborhood? crime and/or drug selling	84
197	How much do each of the following statements describe your neighborhood? fights	84
198	How much do each of the following statements describe your neighborhood? lots of empty or abandoned buildings	85
199	How much do each of the following statements describe your neighborhood? lots of graffiti	85
200	I feel safe in my neighborhood.	85
201	If a kid smoked marijuana in your neighborhood would he or she be caught by the police?	86
202	If a kid drank some beer, wine or hard liquor (for example, vodka, whiskey, or gin) in your neighborhood would he or she be caught by the police?	86
203	If a kid carried a handgun in your neighborhood would he or she be caught by the police?	86
204	If you wanted to get some cigarettes, how easy would it be for you to get some?	87
205	If you wanted to get some beer, wine or hard liquor (for example, vodka, whiskey, or gin), how easy would it be for you to get some?	87
206	If you wanted to get a drug like cocaine, LSD, or amphetamines, how easy would it be for you to get some?	87
207	If you wanted to get a handgun, how easy would it be for you to get one?	88
208	If you wanted to get some marijuana, how easy would it be for you to get some?	88
209	If you wanted to get prescription drugs for the purpose of getting high, how easy would it be for you to get some?	88
210	If you wanted to get synthetic marijuana such as K2 or chemical products such as bath salts to get high, how easy would it be for you to get some?	89
211	If you wanted to get steroids to use or to enhance athletic performance, how easy would it be for you to get some?	89
212	If you wanted to get e-cigarettes, e-cigars, or e-hookahs, how easy would it be for you to get some?	89
213	During the past 12 months, have you participated in any alcohol prevention programs or seen any alcohol prevention messages in your school or community? Yes, a school-based program focused on preventing underage drinking and/or drinking and driving.	90

214	During the past 12 months, have you participated in any alcohol prevention programs or seen any alcohol prevention messages in your school or community? Yes, a community-based program focused on preventing underage drinking and/or drinking and driving (for example, through your church or temple or through youth groups like Boys and Girls Club or 4-H).	90
215	During the past 12 months, have you participated in any alcohol prevention programs or seen any alcohol prevention messages in your school or community? Yes, a media campaign addressing underage drinking and/or drinking and driving (for example, newspaper ads, posters, pamphlets, radio, TV).	90
216	During the past 12 months, have you participated in any alcohol prevention programs or seen any alcohol prevention messages in your school or community? No	90
217	How wrong do your parents feel it would be for YOU to: have one or two drinks of an alcoholic beverage nearly every day?	91
218	How wrong do your parents feel it would be for YOU to: smoke tobacco?	91
219	How wrong do your parents feel it would be for YOU to: smoke marijuana?	91
220	How wrong do your parents feel it would be for YOU to: use prescription drugs not prescribed to you?	92
221	How wrong do your parents feel it would be for YOU to: steal something worth more than \$5?	92
222	How wrong do your parents feel it would be for YOU to: draw graffiti, write things, or draw pictures on buildings or other property (without the owner's permission)?	92
223	How wrong do your parents feel it would be for YOU to: pick a fight with someone?	93
224	During the past 12 months, have you talked with at least one of your parents about the dangers of underage drinking and/or drinking and driving? By parents, we mean either your biological parents, adoptive parents, stepparents, or adult guardians - whether or not they live with you.	93
225	The rules in my family are clear.	93
226	People in my family have serious arguments about the same things, and often insult or yell at each other.	94
227	When I am not at home, one of my parents knows where I am and who I am with.	94
228	My family has clear rules about alcohol and drug use.	94
229	If you skipped school would you be caught by your parents?	95
230	My parents ask if I've gotten my homework done.	95
231	Would your parents know if you did not come home on time?	95
232	Do you know how to properly dispose of leftover prescription drugs?	96

233	Have any of your brothers or sisters ever: drunk beer, wine or hard liquor (for example, vodka, whiskey or gin)?	96
234	Have any of your brothers or sisters ever: smoked marijuana?	96
235	Have any of your brothers or sisters ever: smoked cigarettes?	96
236	Have any of your brothers or sisters ever: taken a handgun to school? .	97
237	Have any of your brothers or sisters ever: been suspended or expelled from school?	97
238	Have any of your brothers or sisters ever: used e-cigarettes, e-cigars or e-hookahs?	97
239	Have any of your brothers or sisters ever: used prescription drugs not prescribed to him/her?	97
240	Have you changed homes in the past year (the last 12 months)? . . .	98
241	How many times have you changed homes since kindergarten?	98
242	Have you changed schools (including changing from elementary to middle and middle to high school) in the past year?	98
243	How many times have you changed schools since kindergarten (including changing from elementary to middle and middle to high school)?	99
244	Has anyone in your family ever had severe alcohol or drug problems? .	99
245	About how many adults (over 21) have you known personally who in the past year have: used marijuana, crack, cocaine, or other drugs? .	99
246	About how many adults (over 21) have you known personally who in the past year have: sold or dealt drugs?	100
247	About how many adults (over 21) have you known personally who in the past year have: done other things that could get them in trouble with the police, like stealing, selling stolen goods, mugging or assaulting others, etc.?	100
248	About how many adults (over 21) have you known personally who in the past year have: gotten drunk or high?	100
249	Have you seen or heard information about underage drinking in the past 12 months from the following sources? Radio	101
250	Have you seen or heard information about underage drinking in the past 12 months from the following sources? TV.	101
251	Have you seen or heard information about underage drinking in the past 12 months from the following sources? Print. This includes information on underage drinking you may have seen in the newspaper, on a billboard, in pamphlets, on stickers, etc.	101
252	Have you seen or heard information about underage drinking in the past 12 months from the following sources? Website or social media? (Facebook, Myspace, website, etc.)	101
253	The next questions ask about your opinions of the information you saw or heard. If you have seen or heard more than one ad, please think about your favorite ad when answering these questions. The information about underage drinking that I saw or heard was convincing.	102

254	The next questions ask about your opinions of the information you saw or heard. If you have seen or heard more than one ad, please think about your favorite ad when answering these questions. The information about underage drinking that I saw or heard grabbed my attention.	102
255	The next questions ask about your opinions of the information you saw or heard. If you have seen or heard more than one ad, please think about your favorite ad when answering these questions. The information about underage drinking that I saw or heard said something important to me.	102
256	The next questions ask about your opinions of the information you saw or heard. If you have seen or heard more than one ad, please think about your favorite ad when answering these questions. Seeing or hearing this information about underage drinking made me want to stop or decrease my drinking.	103
257	How honest were you in filling out this survey?	103

List of Figures

1	Grade Chart	12
2	Gender Chart	13
3	Age Chart	14
4	Ethnic Origin Chart	15

1 INTRODUCTION

This report was generated from data collected on the *2016 Arkansas Prevention Needs Assessment Student Survey*. This report contains basic frequency tables of all data collected and graphs on the selected demographic variables of grade, gender, age and ethnic origin. The graph on ethnic origin is represented as a bar chart rather than as a pie chart. This is because students were allowed to mark more than one response for ethnic origin as opposed to being allowed to mark only one response. The bars represent the percent of students who marked each of the ethnic categories.

Questions regarding the information found in this report can be directed to:

International Survey Associates dba Pride Surveys

Mr. Jay Gleaton

2140 Newmarket Parkway

Suite 116

Marietta, GA 30067

Telephone: (800) 279-6361

Fax: (770) 726-9327

Website: <http://www.pridesurveys.com>

Grade Chart

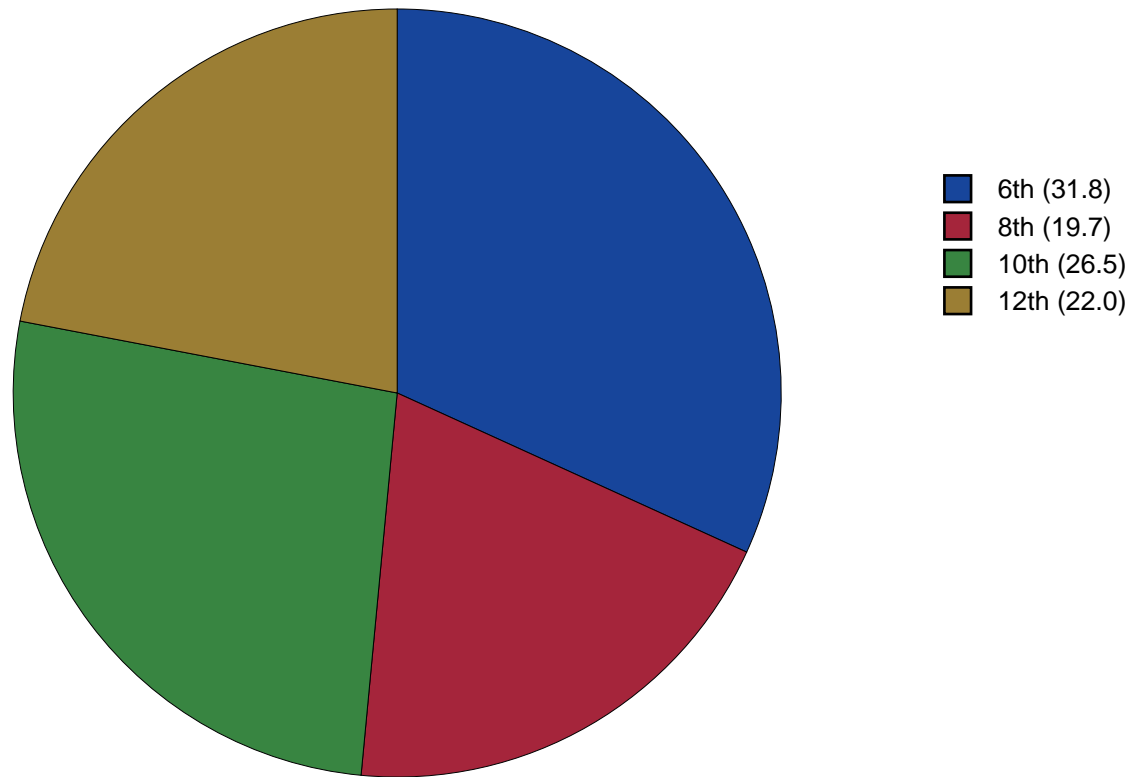


Figure 1: Grade Chart

Gender Chart

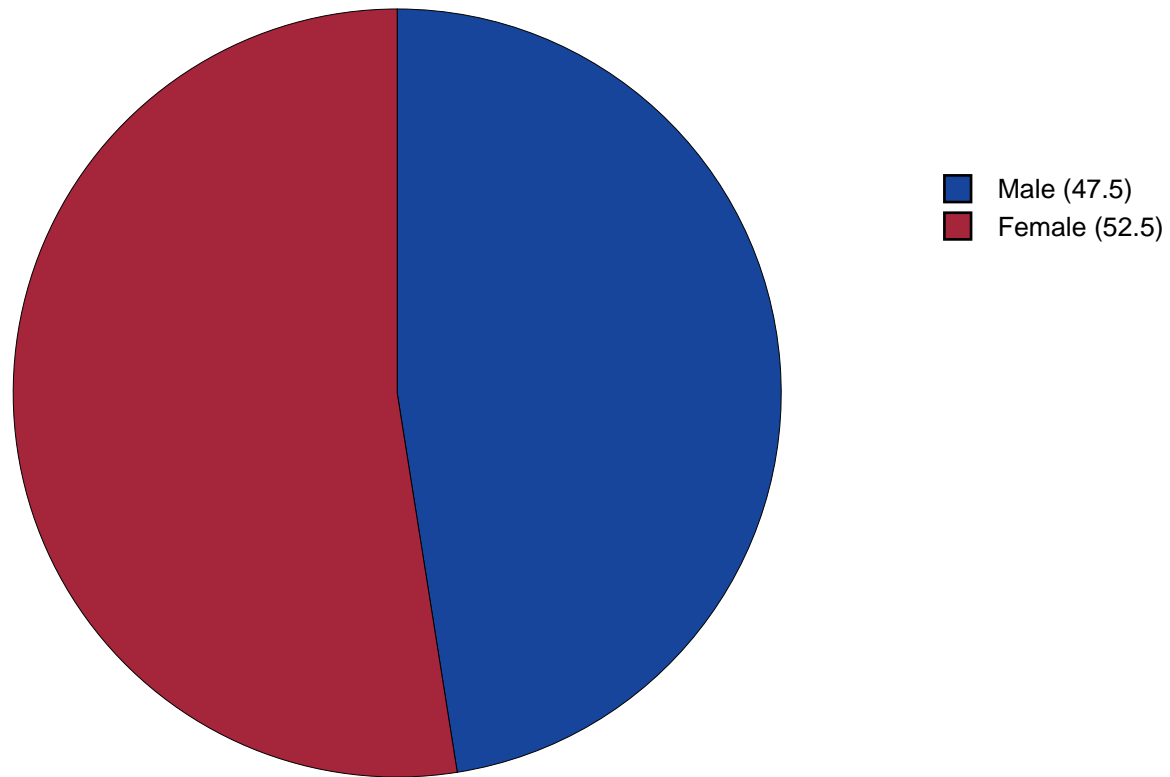


Figure 2: Gender Chart

Age Chart

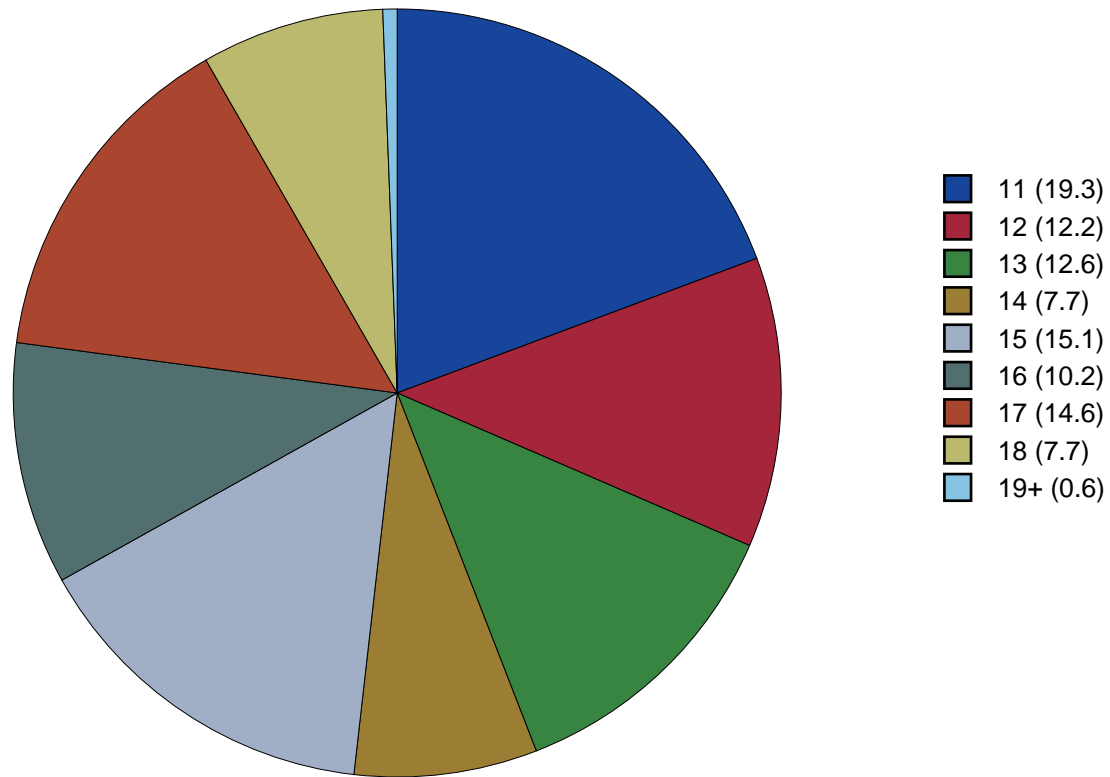


Figure 3: Age Chart

Ethnic Origin Chart

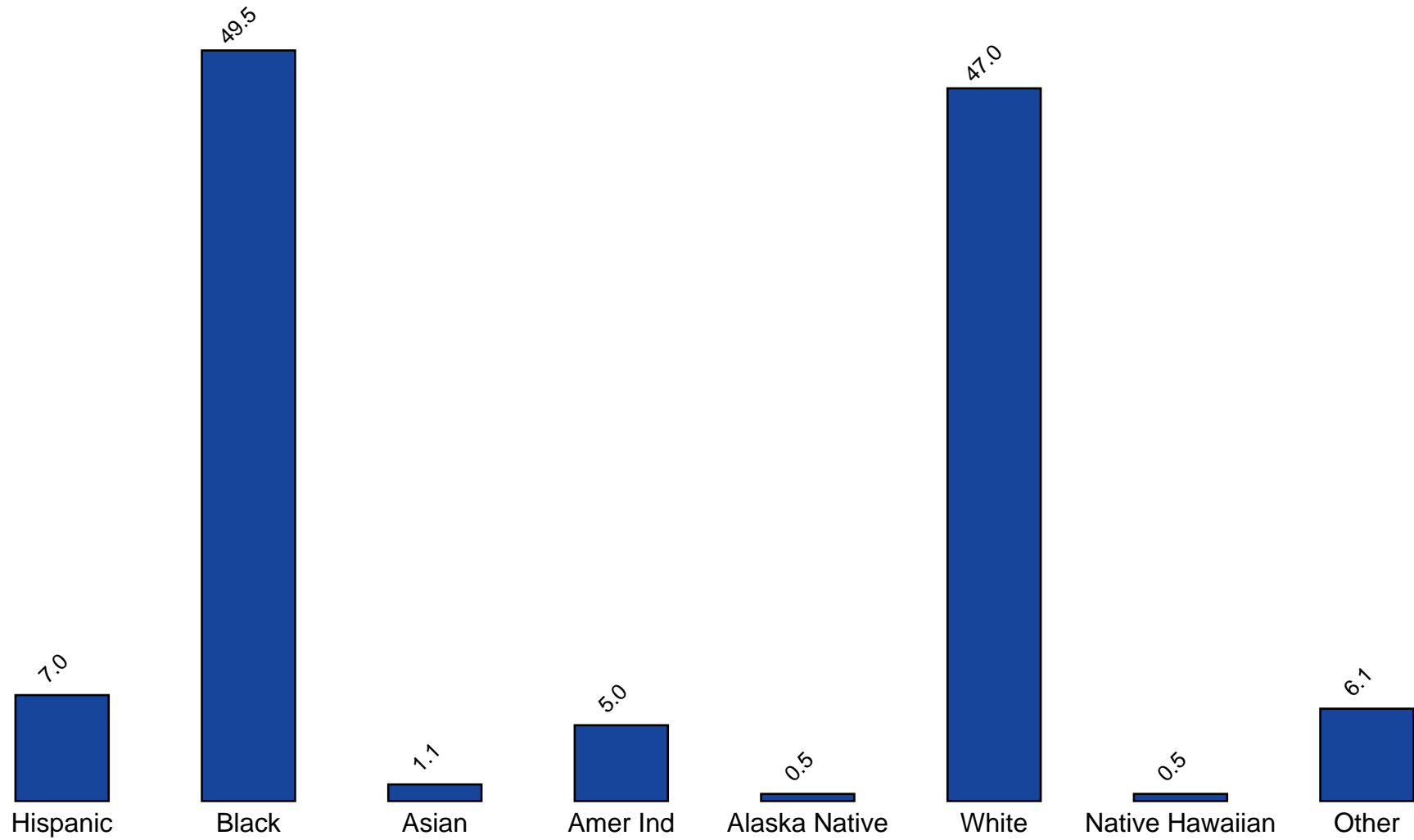


Figure 4: Ethnic Origin Chart

2 PERCENTAGE TABLES

The following tables contain frequency distribution detailing how your students responded to each question on the survey. The tables appear in the same order as the questions on the survey. The tables include breakdowns by grade level as well as overall percentages. The *N of Valid* row is a frequency count of the number of valid responses to each question for each grade and overall. The *N of Miss* row is a frequency count of the number of invalid (marked more than one response) or missing (i.e. did not respond) responses to each question for each grade and overall.

For the questions that allowed more than one response (i.e. race, live with, etc.) each response becomes a separate table. If a student did not mark the response, that was counted as a NO response, and if they did mark the response, that was counted as a YES response. Since a non response is a valid response for these questions, the *N of Miss* will always be zero for these questions.

Table 1: Sex



Response	6	8	10	12	Total	
Male	48.7	50.8	46.4	43.9	47.5	
Female	51.3	49.2	53.6	56.1	52.5	
N of Valid	199	126	168	139	632	
N of Miss	5	0	2	2	9	

Table 2: Age










Response	6	8	10	12	Total	
10 or younger	0.0	0.0	0.0	0.0	0.0	
11	60.6	0.0	0.0	0.0	19.3	
12	37.9	0.8	0.0	0.0	12.2	
13	1.5	61.1	0.0	0.0	12.6	
14	0.0	36.5	1.8	0.0	7.7	
15	0.0	1.6	56.0	0.0	15.1	
16	0.0	0.0	38.7	0.0	10.2	
17	0.0	0.0	3.6	62.1	14.6	
18	0.0	0.0	0.0	35.0	7.7	
19 or older	0.0	0.0	0.0	2.9	0.6	
N of Valid	203	126	168	140	637	
N of Miss	1	0	2	1	4	

Table 3: Are you Hispanic or Latino?



Response	6	8	10	12	Total	
No	92.7	92.2	92.3	95.0	93.0	
Yes	7.3	7.8	7.7	5.0	7.0	
N of Valid	178	116	169	139	602	
N of Miss	26	10	1	2	39	

Table 4: What is your race? Black or African American



Response	6	8	10	12	Total	
No	50.5	44.4	55.9	49.6	50.5	
Yes	49.5	55.6	44.1	50.4	49.5	
N of Valid	204	126	170	141	641	
N of Miss	0	0	0	0	0	

Table 5: What is your race? Asian



Response	6	8	10	12	Total	
No	99.0	100.0	100.0	96.5	98.9	
Yes	1.0	0.0	0.0	3.5	1.1	
N of Valid	204	126	170	141	641	
N of Miss	0	0	0	0	0	

Table 6: What is your race? American Indian



Response	6	8	10	12	Total	
No	95.1	96.8	93.5	95.0	95.0	
Yes	4.9	3.2	6.5	5.0	5.0	
N of Valid	204	126	170	141	641	
N of Miss	0	0	0	0	0	

Table 7: What is your race? Alaska Native



Response	6	8	10	12	Total	
No	100.0	100.0	100.0	97.9	99.5	
Yes	0.0	0.0	0.0	2.1	0.5	
N of Valid	204	126	170	141	641	
N of Miss	0	0	0	0	0	

Table 8: What is your race? White



Response	6	8	10	12	Total	
No	59.3	54.8	47.1	49.6	53.0	
Yes	40.7	45.2	52.9	50.4	47.0	
N of Valid	204	126	170	141	641	
N of Miss	0	0	0	0	0	

Table 9: What is your race? Native Hawaiian or Other Pacific Islander



Response	6	8	10	12	Total	
No	100.0	100.0	99.4	98.6	99.5	
Yes	0.0	0.0	0.6	1.4	0.5	
N of Valid	204	126	170	141	641	
N of Miss	0	0	0	0	0	

Table 10: What is your race? Other



Response	6	8	10	12	Total	
No	92.2	95.2	94.1	95.0	93.9	
Yes	7.8	4.8	5.9	5.0	6.1	
N of Valid	204	126	170	141	641	
N of Miss	0	0	0	0	0	

Table 11: What is the highest level of schooling completed by your mother or father?









Response	6	8	10	12	Total	
Completed grade school or less	4.1	3.2	1.8	2.2	2.9	
Some high school	4.6	4.0	7.7	13.0	7.2	
Completed high school	16.0	17.6	20.7	18.8	18.2	
Some college	8.8	12.0	18.3	23.2	15.2	
Completed college	23.2	24.8	26.0	22.5	24.1	
Graduate or professional school after college	9.3	13.6	11.8	10.1	11.0	
Don't know	33.0	23.2	10.7	9.4	19.8	
Does not apply	1.0	1.6	3.0	0.7	1.6	
N of Valid	194	125	169	138	626	
N of Miss	10	1	1	3	15	

Table 12: Think of where you live most of the time. Which of the following people live there with you? Mother



Response	6	8	10	12	Total	
No	18.1	17.5	15.3	22.0	18.1	
Yes	81.9	82.5	84.7	78.0	81.9	
N of Valid	204	126	170	141	641	
N of Miss	0	0	0	0	0	

Table 13: Think of where you live most of the time. Which of the following people live there with you? Stepmother



Response	6	8	10	12	Total	
No	95.6	93.7	93.5	93.6	94.2	
Yes	4.4	6.3	6.5	6.4	5.8	
N of Valid	204	126	170	141	641	
N of Miss	0	0	0	0	0	

Table 14: Think of where you live most of the time. Which of the following people live there with you? Foster Mother



Response	6	8	10	12	Total	
No	99.0	100.0	99.4	99.3	99.4	
Yes	1.0	0.0	0.6	0.7	0.6	
N of Valid	204	126	170	141	641	
N of Miss	0	0	0	0	0	

Table 15: Think of where you live most of the time. Which of the following people live there with you? Grandmother



Response	6	8	10	12	Total	
No	77.0	84.9	87.6	86.5	83.5	
Yes	23.0	15.1	12.4	13.5	16.5	
N of Valid	204	126	170	141	641	
N of Miss	0	0	0	0	0	

Table 16: Think of where you live most of the time. Which of the following people live there with you? Aunt



Response	6	8	10	12	Total	
No	92.6	95.2	96.5	95.7	94.9	
Yes	7.4	4.8	3.5	4.3	5.1	
N of Valid	204	126	170	141	641	
N of Miss	0	0	0	0	0	

Table 17: Think of where you live most of the time. Which of the following people live there with you? Father



Response	6	8	10	12	Total	
No	51.5	57.9	50.6	57.4	53.8	
Yes	48.5	42.1	49.4	42.6	46.2	
N of Valid	204	126	170	141	641	
N of Miss	0	0	0	0	0	

Table 18: Think of where you live most of the time. Which of the following people live there with you? Stepfather



Response	6	8	10	12	Total	
No	88.2	80.2	81.8	86.5	84.6	
Yes	11.8	19.8	18.2	13.5	15.4	
N of Valid	204	126	170	141	641	
N of Miss	0	0	0	0	0	

Table 19: Think of where you live most of the time. Which of the following people live there with you? Foster Father



Response	6	8	10	12	Total	
No	99.5	100.0	99.4	99.3	99.5	
Yes	0.5	0.0	0.6	0.7	0.5	
N of Valid	204	126	170	141	641	
N of Miss	0	0	0	0	0	

Table 20: Think of where you live most of the time. Which of the following people live there with you? Grandfather



Response	6	8	10	12	Total	
No	88.7	90.5	93.5	92.2	91.1	
Yes	11.3	9.5	6.5	7.8	8.9	
N of Valid	204	126	170	141	641	
N of Miss	0	0	0	0	0	

Table 21: Think of where you live most of the time. Which of the following people live there with you? Uncle



Response	6	8	10	12	Total	
No	95.1	97.6	98.8	97.2	97.0	
Yes	4.9	2.4	1.2	2.8	3.0	
N of Valid	204	126	170	141	641	
N of Miss	0	0	0	0	0	

Table 22: Think of where you live most of the time. Which of the following people live there with you? Other Adults



Response	6	8	10	12	Total	
No	98.5	100.0	100.0	95.7	98.6	
Yes	1.5	0.0	0.0	4.3	1.4	
N of Valid	204	126	170	141	641	
N of Miss	0	0	0	0	0	

Table 23: Think of where you live most of the time. Which of the following people live there with you? Brother(s)



Response	6	8	10	12	Total	
No	54.9	54.8	50.6	63.8	55.7	
Yes	45.1	45.2	49.4	36.2	44.3	
N of Valid	204	126	170	141	641	
N of Miss	0	0	0	0	0	

Table 24: Think of where you live most of the time. Which of the following people live there with you? Stepbrother(s)



Response	6	8	10	12	Total	
No	96.1	96.0	92.9	97.9	95.6	
Yes	3.9	4.0	7.1	2.1	4.4	
N of Valid	204	126	170	141	641	
N of Miss	0	0	0	0	0	

Table 25: Think of where you live most of the time. Which of the following people live there with you? Sister(s)



Response	6	8	10	12	Total	
No	56.9	61.9	61.8	72.3	62.6	
Yes	43.1	38.1	38.2	27.7	37.4	
N of Valid	204	126	170	141	641	
N of Miss	0	0	0	0	0	

Table 26: Think of where you live most of the time. Which of the following people live there with you? Stepsister(s)

Response	6	8	10	12	Total	
No	98.0	97.6	97.1	99.3	98.0	
Yes	2.0	2.4	2.9	0.7	2.0	
N of Valid	204	126	170	141	641	
N of Miss	0	0	0	0	0	

Table 27: Think of where you live most of the time. Which of the following people live there with you? Other Children

Response	6	8	10	12	Total	
No	96.1	96.8	95.3	93.6	95.5	
Yes	3.9	3.2	4.7	6.4	4.5	
N of Valid	204	126	170	141	641	
N of Miss	0	0	0	0	0	

Table 28: In my school, students have lots of chances to help decide things like class activities and rules.

Response	6	8	10	12	Total	
NO!	18.6	17.2	26.2	28.6	22.6	
no	37.7	36.9	39.3	35.7	37.5	
yes	33.7	41.8	31.0	30.0	33.7	
YES!	10.1	4.1	3.6	5.7	6.2	
N of Valid	199	122	168	140	629	
N of Miss	5	4	2	1	12	

Table 29: Teachers ask me to work on special classroom projects.

Response	6	8	10	12	Total	
NO!	7.6	8.1	13.7	12.3	10.4	
no	25.3	26.8	34.5	43.5	32.1	
yes	49.5	43.9	44.6	34.8	43.9	
YES!	17.7	21.1	7.1	9.4	13.7	
N of Valid	198	123	168	138	627	
N of Miss	6	3	2	3	14	

Table 30: My teacher(s) notices when I am doing a good job and lets me know about it.





Response	6	8	10	12	Total	
NO!	9.0	10.6	13.7	10.9	11.0	
no	13.9	22.0	26.2	21.7	20.5	
yes	42.8	49.6	45.2	47.8	45.9	
YES!	34.3	17.9	14.9	19.6	22.7	
N of Valid	201	123	168	138	630	
N of Miss	3	3	2	3	11	

Table 31: There are lots of chances for students in my school to get involved in sports, clubs, and other school activities outside of class.





Response	6	8	10	12	Total	
NO!	5.6	2.4	5.4	5.0	4.8	
no	13.1	10.5	12.0	12.9	12.3	
yes	42.4	39.5	41.9	49.6	43.3	
YES!	38.9	47.6	40.7	32.4	39.6	
N of Valid	198	124	167	139	628	
N of Miss	6	2	3	2	13	

Table 32: There are lots of chances for students in my school to talk with a teacher one-on-one.





Response	6	8	10	12	Total	
NO!	6.5	5.6	12.7	11.5	9.1	
no	23.5	21.8	28.9	30.2	26.1	
yes	42.0	47.6	45.8	43.9	44.5	
YES!	28.0	25.0	12.7	14.4	20.3	
N of Valid	200	124	166	139	629	
N of Miss	4	2	4	2	12	

Table 33: I feel safe at my school.





Response	6	8	10	12	Total	
NO!	12.5	8.9	12.7	14.6	12.3	
no	13.5	16.3	23.5	22.6	18.7	
yes	40.0	56.1	52.4	52.6	49.2	
YES!	34.0	18.7	11.4	10.2	19.8	
N of Valid	200	123	166	137	626	
N of Miss	4	3	4	4	15	

Table 34: The school lets my parents know when I have done something well.





Response	6	8	10	12	Total	
NO!	20.1	13.9	30.3	29.0	23.6	
no	26.6	44.3	43.6	43.5	38.3	
yes	37.2	32.0	17.6	25.4	28.4	
YES!	16.1	9.8	8.5	2.2	9.8	
N of Valid	199	122	165	138	624	
N of Miss	5	4	5	3	17	

Table 35: My teachers praise me when I work hard in school.





Response	6	8	10	12	Total	
NO!	19.1	17.7	28.7	19.0	21.4	
no	32.7	37.9	39.5	35.0	36.0	
yes	33.7	37.9	26.3	36.5	33.2	
YES!	14.6	6.5	5.4	9.5	9.4	
N of Valid	199	124	167	137	627	
N of Miss	5	2	3	4	14	

Table 36: Are your school grades better than the grades of most students in your class?





Response	6	8	10	12	Total	
NO!	8.6	7.4	7.2	5.8	7.4	
no	19.7	26.4	24.7	18.2	22.0	
yes	44.4	43.8	51.2	57.7	49.0	
YES!	27.3	22.3	16.9	18.2	21.5	
N of Valid	198	121	166	137	622	
N of Miss	6	5	4	4	19	

Table 37: I have lots of chances to be part of class discussions or activities.





Response	6	8	10	12	Total	
NO!	7.6	7.3	6.5	5.0	6.7	
no	16.7	20.3	17.9	25.2	19.6	
yes	46.0	54.5	56.5	55.4	52.5	
YES!	29.8	17.9	19.0	14.4	21.2	
N of Valid	198	123	168	139	628	
N of Miss	6	3	2	2	13	

Table 38: Now thinking back over the past year in school, how often did you: enjoy being in school?






Response	6	8	10	12	Total	
Never	8.2	1.6	16.8	22.5	12.3	
Seldom	7.7	14.4	12.6	21.0	13.3	
Sometimes	41.5	48.8	46.7	37.0	43.4	
Often	20.0	24.8	18.6	15.2	19.5	
Almost always	22.6	10.4	5.4	4.3	11.5	
N of Valid	195	125	167	138	625	
N of Miss	9	1	3	3	16	

Table 39: Now thinking back over the past year in school, how often did you: hate being in school?






Response	6	8	10	12	Total	
Never	17.7	8.1	6.5	5.1	10.0	
Seldom	26.0	30.1	14.3	11.6	20.5	
Sometimes	30.7	37.4	37.5	41.3	36.2	
Often	15.6	17.1	26.2	18.1	19.3	
Almost always	9.9	7.3	15.5	23.9	14.0	
N of Valid	192	123	168	138	621	
N of Miss	12	3	2	3	20	

Table 40: Now thinking back over the past year in school, how often did you: try to do your best work in school?






Response	6	8	10	12	Total	
Never	1.6	0.0	1.2	1.4	1.1	
Seldom	1.6	0.8	1.8	2.2	1.6	
Sometimes	3.7	8.1	12.9	15.9	9.8	
Often	10.0	22.0	31.3	36.2	23.9	
Almost always	83.2	69.1	52.8	44.2	63.5	
N of Valid	190	123	163	138	614	
N of Miss	14	3	7	3	27	

Table 41: How often do you feel that the school work you are assigned is meaningful and important?






Response	6	8	10	12	Total	
Never	5.2	4.2	9.0	12.4	7.6	
Seldom	12.4	17.5	30.7	26.3	21.4	
Sometimes	17.5	33.3	30.7	33.6	27.7	
Often	27.8	28.3	20.5	21.9	24.6	
Almost always	37.1	16.7	9.0	5.8	18.6	
N of Valid	194	120	166	137	617	
N of Miss	10	6	4	4	24	

Table 42: Putting them all together, what were your grades like last year?

Response	6	8	10	12	Total
Mostly F's	1.2	1.8	1.9	0.0	1.2
Mostly D's	3.0	2.7	6.2	3.0	3.8
Mostly C's	10.8	15.0	22.2	22.6	17.6
Mostly B's	32.9	35.4	38.3	32.3	34.8
Mostly A's	52.1	45.1	31.5	42.1	42.6
N of Valid	167	113	162	133	575
N of Miss	37	13	8	8	66

Table 43: How important do you think the things you are learning in school are going to be for your later life?

Response	6	8	10	12	Total
Very important	57.9	32.3	19.6	19.7	34.4
Quite important	19.8	21.0	20.2	21.2	20.5
Fairly important	16.2	26.6	27.0	28.0	23.7
Slightly important	4.1	16.9	28.8	25.8	17.9
Not at all important	2.0	3.2	4.3	5.3	3.6
N of Valid	197	124	163	132	616
N of Miss	7	2	7	9	25

Table 44: Do your parents care about your skipping or cutting school?

Response	6	8	10	12	Total
Yes	94.9	98.4	95.8	95.5	96.0
No	5.1	1.6	4.2	4.5	4.0
N of Valid	198	125	165	133	621
N of Miss	6	1	5	8	20

Table 45: During the LAST FOUR WEEKS how many whole days of school have you missed because you skipped or 'cut'?








Response	6	8	10	12	Total	
None	76.8	72.1	77.4	71.6	74.9	
1	7.6	7.4	12.8	11.9	9.9	
2	4.5	10.7	3.7	6.7	6.0	
3	4.5	1.6	2.4	3.0	3.1	
4-5	5.1	6.6	3.7	4.5	4.9	
6-10	1.0	1.6	0.0	1.5	1.0	
11 or more	0.5	0.0	0.0	0.7	0.3	
N of Valid	198	122	164	134	618	
N of Miss	6	4	6	7	23	

Table 46: What are the chances you would be seen as cool if you: smoked cigarettes?






Response	6	8	10	12	Total	
No or very little chance	91.1	74.2	76.2	66.2	78.2	
Little chance	4.2	12.9	10.4	13.5	9.7	
Some chance	3.7	12.1	6.7	15.0	8.7	
Pretty good chance	0.5	0.8	4.9	3.0	2.3	
Very good chance	0.5	0.0	1.8	2.3	1.1	
N of Valid	190	124	164	133	611	
N of Miss	14	2	6	8	30	

Table 47: What are the chances you would be seen as cool if you: worked hard at school?






Response	6	8	10	12	Total	
No or very little chance	5.2	5.7	10.4	9.0	7.5	
Little chance	4.7	8.1	15.2	14.3	10.3	
Some chance	13.5	17.1	22.6	25.6	19.2	
Pretty good chance	17.1	28.5	28.0	24.1	23.8	
Very good chance	59.6	40.7	23.8	27.1	39.2	
N of Valid	193	123	164	133	613	
N of Miss	11	3	6	8	28	

Table 48: What are the chances you would be seen as cool if you: began drinking alcoholic beverages regularly, that is, at least once or twice a month?






Response	6	8	10	12	Total	
No or very little chance	87.8	68.9	60.0	44.4	66.9	
Little chance	4.8	13.1	14.5	14.1	11.1	
Some chance	3.2	10.7	9.1	14.8	8.9	
Pretty good chance	1.6	5.7	10.3	15.6	7.9	
Very good chance	2.7	1.6	6.1	11.1	5.2	
N of Valid	188	122	165	135	610	
N of Miss	16	4	5	6	31	

Table 49: What are the chances you would be seen as cool if you: defended someone who was being bullied?






Response	6	8	10	12	Total	
No or very little chance	13.5	13.9	12.7	20.9	15.0	
Little chance	5.7	9.0	14.5	17.9	11.4	
Some chance	13.0	27.9	24.8	17.9	20.2	
Pretty good chance	19.8	23.8	24.2	21.6	22.2	
Very good chance	47.9	25.4	23.6	21.6	31.2	
N of Valid	192	122	165	134	613	
N of Miss	12	4	5	7	28	

Table 50: What are the chances you would be seen as cool if you: smoked marijuana?






Response	6	8	10	12	Total	
No or very little chance	90.5	68.0	62.0	43.0	67.9	
Little chance	3.7	13.1	6.1	11.9	8.0	
Some chance	2.6	8.2	9.2	17.0	8.7	
Pretty good chance	1.1	4.9	11.0	15.6	7.7	
Very good chance	2.1	5.7	11.7	12.6	7.7	
N of Valid	190	122	163	135	610	
N of Miss	14	4	7	6	31	

Table 51: What are the chances you would be seen as cool if you: carried a handgun?


Response	6	8	10	12	Total	
No or very little chance	80.1	70.2	67.7	62.4	70.9	
Little chance	7.0	10.7	11.6	15.0	10.8	
Some chance	4.8	8.3	11.0	7.5	7.8	
Pretty good chance	2.7	5.8	4.9	10.5	5.6	
Very good chance	5.4	5.0	4.9	4.5	5.0	
N of Valid	186	121	164	133	604	
N of Miss	18	5	6	8	37	

Table 52: What are the chances you would be seen as cool if you: used e-cigarettes, e-cigars or e-hookahs?


Response	6	8	10	12	Total	
No or very little chance	89.3	74.4	70.3	53.0	73.1	
Little chance	2.7	12.4	8.5	10.4	7.9	
Some chance	4.8	6.6	7.9	14.2	8.1	
Pretty good chance	1.1	2.5	9.7	14.9	6.8	
Very good chance	2.1	4.1	3.6	7.5	4.1	
N of Valid	187	121	165	134	607	
N of Miss	17	5	5	7	34	

Table 53: What are the chances you would be seen as cool if you: bullied someone or cyber bullied someone?


Response	6	8	10	12	Total	
No or very little chance	80.1	63.3	69.5	70.7	71.9	
Little chance	8.9	17.5	17.1	12.8	13.7	
Some chance	4.2	10.0	6.7	8.3	6.9	
Pretty good chance	1.0	5.8	3.7	3.8	3.3	
Very good chance	5.8	3.3	3.0	4.5	4.3	
N of Valid	191	120	164	133	608	
N of Miss	13	6	6	8	33	

Table 54: Think of your four best friends (the friends you feel closest to). In the past year (12 months), how many of your best friends have: participated in clubs, organizations or activities at school?






Response	6	8	10	12	Total	
0	21.4	6.6	11.7	12.4	13.9	
1	10.9	6.6	3.7	11.6	8.3	
2	16.1	24.6	27.0	17.1	21.0	
3	17.2	23.0	12.9	13.2	16.3	
4	34.4	39.3	44.8	45.7	40.6	
N of Valid	192	122	163	129	606	
N of Miss	12	4	7	12	35	

Table 55: Think of your four best friends (the friends you feel closest to). In the past year (12 months), how many of your best friends have: smoked cigarettes?






Response	6	8	10	12	Total	
0	95.7	78.7	76.1	63.4	80.0	
1	3.7	15.6	12.3	14.5	10.8	
2	0.0	4.1	7.4	6.1	4.1	
3	0.0	0.8	1.2	4.6	1.5	
4	0.5	0.8	3.1	11.5	3.6	
N of Valid	188	122	163	131	604	
N of Miss	16	4	7	10	37	

Table 56: Think of your four best friends (the friends you feel closest to). In the past year (12 months), how many of your best friends have: tried beer, wine or hard liquor (for example, vodka, whiskey, or gin) when their parents didn't know about it?






Response	6	8	10	12	Total	
0	85.3	62.0	51.2	43.5	62.4	
1	5.8	17.4	19.5	16.0	14.0	
2	4.7	9.9	13.4	12.2	9.7	
3	1.1	7.4	6.1	6.1	4.8	
4	3.2	3.3	9.8	22.1	9.1	
N of Valid	190	121	164	131	606	
N of Miss	14	5	6	10	35	

Table 57: Think of your four best friends (the friends you feel closest to). In the past year (12 months), how many of your best friends have: used e-cigarettes, e-cigars, or e-hookahs?






Response	6	8	10	12	Total	
0	95.2	87.6	77.9	70.5	83.7	
1	2.6	4.1	10.4	7.8	6.1	
2	1.1	3.3	4.9	7.8	4.0	
3	0.0	0.0	3.1	6.2	2.2	
4	1.1	5.0	3.7	7.8	4.0	
N of Valid	189	121	163	129	602	
N of Miss	15	5	7	12	39	

Table 58: Think of your four best friends (the friends you feel closest to). In the past year (12 months), how many of your best friends have: used marijuana?






Response	6	8	10	12	Total	
0	94.1	75.4	68.5	54.3	74.8	
1	3.7	14.8	11.1	15.5	10.5	
2	0.5	5.7	8.0	9.3	5.5	
3	1.1	1.6	4.3	5.4	3.0	
4	0.5	2.5	8.0	15.5	6.2	
N of Valid	187	122	162	129	600	
N of Miss	17	4	8	12	41	

Table 59: Think of your four best friends (the friends you feel closest to). In the past year (12 months), how many of your best friends have: used prescription drugs or non-prescription drugs for the purpose of getting high?






Response	6	8	10	12	Total	
0	94.1	90.1	84.0	74.0	86.2	
1	2.1	6.6	9.3	8.4	6.3	
2	1.6	2.5	2.5	6.9	3.2	
3	1.6	0.8	1.2	3.1	1.7	
4	0.5	0.0	3.1	7.6	2.7	
N of Valid	187	121	162	131	601	
N of Miss	17	5	8	10	40	

Table 60: Think of your four best friends (the friends you feel closest to). In the past year (12 months), how many of your best friends have: used synthetic marijuana (K2, spice) or bath salts?






Response	6	8	10	12	Total	
0	97.9	93.3	91.4	89.3	93.4	
1	1.6	5.0	5.5	2.3	3.5	
2	0.5	0.8	1.2	3.1	1.3	
3	0.0	0.0	0.6	0.8	0.3	
4	0.0	0.8	1.2	4.6	1.5	
N of Valid	191	120	163	131	605	
N of Miss	13	6	7	10	36	

Table 61: Think of your four best friends (the friends you feel closest to). In the past year (12 months), how many of your best friends have: used LSD, cocaine, amphetamines, or other illegal drugs?






Response	6	8	10	12	Total	
0	97.9	95.8	91.4	89.3	93.8	
1	1.1	4.2	4.3	3.1	3.0	
2	0.5	0.0	1.2	3.8	1.3	
3	0.5	0.0	1.8	0.8	0.8	
4	0.0	0.0	1.2	3.1	1.0	
N of Valid	188	119	163	131	601	
N of Miss	16	7	7	10	40	

Table 62: Think of your four best friends (the friends you feel closest to). In the past year (12 months), how many of your best friends have: been bullied?






Response	6	8	10	12	Total	
0	24.3	42.1	50.3	65.6	44.0	
1	23.8	21.5	22.1	13.0	20.5	
2	18.9	12.4	14.1	6.1	13.5	
3	11.4	7.4	3.7	3.1	6.7	
4	21.6	16.5	9.8	12.2	15.3	
N of Valid	185	121	163	131	600	
N of Miss	19	5	7	10	41	

Table 63: Think of your four best friends (the friends you feel closest to). In the past year (12 months), how many of your best friends have: been suspended from school?






Response	6	8	10	12	Total	
0	64.2	57.9	63.2	64.8	62.8	
1	19.8	19.8	14.7	14.8	17.4	
2	6.4	15.7	9.8	7.8	9.5	
3	3.7	1.7	4.3	4.7	3.7	
4	5.9	5.0	8.0	7.8	6.7	
N of Valid	187	121	163	128	599	
N of Miss	17	5	7	13	42	

Table 64: Think of your four best friends (the friends you feel closest to). In the past year (12 months), how many of your best friends have: carried a handgun?






Response	6	8	10	12	Total	
0	95.2	91.7	89.0	84.6	90.5	
1	1.1	4.1	5.5	7.7	4.3	
2	1.6	0.8	1.2	4.6	2.0	
3	0.5	2.5	2.5	0.8	1.5	
4	1.6	0.8	1.8	2.3	1.7	
N of Valid	189	121	163	130	603	
N of Miss	15	5	7	11	38	

Table 65: Think of your four best friends (the friends you feel closest to). In the past year (12 months), how many of your best friends have: sold illegal drugs?






Response	6	8	10	12	Total	
0	97.8	98.3	88.9	78.9	91.4	
1	1.1	0.8	4.9	11.7	4.4	
2	0.0	0.8	2.5	5.5	2.0	
3	1.1	0.0	0.0	0.0	0.3	
4	0.0	0.0	3.7	3.9	1.8	
N of Valid	186	120	162	128	596	
N of Miss	18	6	8	13	45	

Table 66: Think of your four best friends (the friends you feel closest to). In the past year (12 months), how many of your best friends have: regularly attended religious services?






Response	6	8	10	12	Total	
0	47.8	28.2	17.9	26.9	31.3	
1	8.1	12.8	8.6	19.2	11.6	
2	4.3	13.7	16.7	16.2	12.1	
3	9.7	19.7	21.6	13.8	15.8	
4	30.1	25.6	35.2	23.8	29.2	
N of Valid	186	117	162	130	595	
N of Miss	18	9	8	11	46	

Table 67: Think of your four best friends (the friends you feel closest to). In the past year (12 months), how many of your best friends have: stolen or tried to steal a motor vehicle such as a car or motorcycle?






Response	6	8	10	12	Total	
0	97.9	96.7	92.6	90.0	94.5	
1	1.1	1.7	4.9	3.8	2.8	
2	0.0	1.7	1.2	3.1	1.3	
3	0.0	0.0	0.6	0.0	0.2	
4	1.1	0.0	0.6	3.1	1.2	
N of Valid	190	120	163	130	603	
N of Miss	14	6	7	11	38	

Table 68: Think of your four best friends (the friends you feel closest to). In the past year (12 months), how many of your best friends have: been arrested?






Response	6	8	10	12	Total	
0	91.6	88.3	82.3	84.6	86.9	
1	5.3	8.3	9.1	6.2	7.1	
2	2.1	1.7	4.3	3.8	3.0	
3	0.0	0.0	2.4	3.8	1.5	
4	1.1	1.7	1.8	1.5	1.5	
N of Valid	190	120	164	130	604	
N of Miss	14	6	6	11	37	

Table 69: Think of your four best friends (the friends you feel closest to). In the past year (12 months), how many of your best friends have: dropped out of school?

Response	6	8	10	12	Total	
0	90.0	95.8	92.0	83.1	90.2	
1	5.8	4.2	6.7	12.3	7.1	
2	2.6	0.0	0.6	2.3	1.5	
3	0.0	0.0	0.0	0.0	0.0	
4	1.6	0.0	0.6	2.3	1.2	
N of Valid	190	120	163	130	603	
N of Miss	14	6	7	11	38	

Table 70: Think of your four best friends (the friends you feel closest to). In the past year (12 months), how many of your best friends have: been members of a gang?

Response	6	8	10	12	Total	
0	90.0	87.5	88.3	86.2	88.2	
1	4.2	4.2	5.5	3.1	4.3	
2	1.1	5.0	1.8	3.8	2.7	
3	0.5	0.8	2.5	0.8	1.2	
4	4.2	2.5	1.8	6.2	3.6	
N of Valid	190	120	163	130	603	
N of Miss	14	6	7	11	38	

Table 71: How old were you when you first: smoked marijuana?

Response	6	8	10	12	Total	
Never	98.4	90.1	80.7	68.5	85.5	
10 or younger	1.1	1.7	1.2	3.1	1.7	
11	0.5	1.7	2.5	0.8	1.3	
12	0.0	2.5	1.9	2.3	1.5	
13	0.0	3.3	3.7	3.1	2.3	
14	0.0	0.8	5.6	2.3	2.2	
15	0.0	0.0	3.7	6.9	2.5	
16	0.0	0.0	0.6	9.2	2.2	
17 or older	0.0	0.0	0.0	3.8	0.8	
N of Valid	188	121	161	130	600	
N of Miss	16	5	9	11	41	

Table 72: How old were you when you first: smoked a cigarette, even just a puff?










Response	6	8	10	12	Total	
Never	95.2	72.7	76.2	70.5	80.1	
10 or younger	4.3	9.9	7.3	6.8	6.8	
11	0.5	5.8	4.3	1.5	2.8	
12	0.0	7.4	3.0	3.0	3.0	
13	0.0	2.5	3.0	6.8	2.8	
14	0.0	0.8	2.4	3.0	1.5	
15	0.0	0.8	3.0	3.0	1.7	
16	0.0	0.0	0.6	4.5	1.2	
17 or older	0.0	0.0	0.0	0.8	0.2	
N of Valid	187	121	164	132	604	
N of Miss	17	5	6	9	37	

Table 73: How old were you when you first: had more than a sip or two of beer, wine or hard liquor (for example, vodka, whiskey, or gin)?










Response	6	8	10	12	Total	
Never	86.2	67.8	55.5	45.8	65.4	
10 or younger	9.0	11.6	6.1	2.3	7.3	
11	3.7	4.1	4.3	6.1	4.5	
12	1.1	4.1	3.7	2.3	2.6	
13	0.0	9.9	6.1	6.9	5.1	
14	0.0	1.7	9.1	6.1	4.1	
15	0.0	0.8	13.4	14.5	7.0	
16	0.0	0.0	1.8	10.7	2.8	
17 or older	0.0	0.0	0.0	5.3	1.2	
N of Valid	188	121	164	131	604	
N of Miss	16	5	6	10	37	

Table 74: How old were you when you first: began drinking alcoholic beverages regularly, that is, at least once or twice a month?










Response	6	8	10	12	Total	
Never	98.4	93.4	89.6	72.5	89.4	
10 or younger	1.1	0.8	2.4	0.0	1.2	
11	0.0	1.6	0.0	0.0	0.3	
12	0.0	0.8	0.0	0.0	0.2	
13	0.0	3.3	1.8	1.5	1.5	
14	0.0	0.0	1.2	3.8	1.2	
15	0.0	0.0	2.4	4.6	1.7	
16	0.0	0.0	2.4	8.4	2.5	
17 or older	0.5	0.0	0.0	9.2	2.1	
N of Valid	189	122	164	131	606	
N of Miss	15	4	6	10	35	

Table 75: How old were you when you first: used Daztrex?


Response	6	8	10	12	Total	
Never	100.0	100.0	100.0	100.0	100.0	
10 or younger	0.0	0.0	0.0	0.0	0.0	
11	0.0	0.0	0.0	0.0	0.0	
12	0.0	0.0	0.0	0.0	0.0	
13	0.0	0.0	0.0	0.0	0.0	
14	0.0	0.0	0.0	0.0	0.0	
15	0.0	0.0	0.0	0.0	0.0	
16	0.0	0.0	0.0	0.0	0.0	
17 or older	0.0	0.0	0.0	0.0	0.0	
N of Valid	186	119	162	131	598	
N of Miss	18	7	8	10	43	

Table 76: How old were you when you first: got suspended from school?










Response	6	8	10	12	Total	
Never	85.6	70.5	69.8	64.4	73.6	
10 or younger	9.6	11.5	6.8	11.4	9.6	
11	4.3	7.4	3.7	2.3	4.3	
12	0.0	3.3	4.3	3.0	2.5	
13	0.5	5.7	5.6	3.8	3.6	
14	0.0	0.8	6.8	3.0	2.7	
15	0.0	0.8	2.5	6.8	2.3	
16	0.0	0.0	0.6	3.8	1.0	
17 or older	0.0	0.0	0.0	1.5	0.3	
N of Valid	187	122	162	132	603	
N of Miss	17	4	8	9	38	

Table 77: How old were you when you first: got arrested?










Response	6	8	10	12	Total	
Never	98.4	97.5	92.7	87.9	94.4	
10 or younger	1.1	0.0	0.0	1.5	0.7	
11	0.5	0.0	0.0	0.8	0.3	
12	0.0	0.0	0.6	0.8	0.3	
13	0.0	2.5	1.2	1.5	1.2	
14	0.0	0.0	2.4	0.0	0.7	
15	0.0	0.0	1.2	3.0	1.0	
16	0.0	0.0	1.2	2.3	0.8	
17 or older	0.0	0.0	0.6	2.3	0.7	
N of Valid	187	121	164	132	604	
N of Miss	17	5	6	9	37	

Table 78: How old were you when you first: carried a handgun?










Response	6	8	10	12	Total	
Never	95.2	92.6	92.7	94.7	93.9	
10 or younger	1.1	2.5	2.4	0.8	1.7	
11	3.2	0.8	0.6	0.0	1.3	
12	0.5	2.5	0.6	0.8	1.0	
13	0.0	0.8	1.2	0.0	0.5	
14	0.0	0.8	0.6	0.8	0.5	
15	0.0	0.0	1.2	0.8	0.5	
16	0.0	0.0	0.6	1.5	0.5	
17 or older	0.0	0.0	0.0	0.8	0.2	
N of Valid	186	121	164	132	603	
N of Miss	18	5	6	9	38	

Table 79: How old were you when you first: used e-cigarettes, e-cigars, or e-hookahs?










Response	6	8	10	12	Total	
Never	98.4	93.4	85.4	84.8	90.9	
10 or younger	1.1	0.8	0.6	0.0	0.7	
11	0.0	3.3	0.6	0.0	0.8	
12	0.0	0.0	0.0	0.8	0.2	
13	0.0	2.5	4.3	1.5	2.0	
14	0.0	0.0	3.0	0.8	1.0	
15	0.0	0.0	4.9	4.5	2.3	
16	0.0	0.0	1.2	3.8	1.2	
17 or older	0.5	0.0	0.0	3.8	1.0	
N of Valid	187	122	164	132	605	
N of Miss	17	4	6	9	36	

Table 80: How old were you when you first: belonged to a gang?







Response	6	8	10	12	Total	
Never	98.4	95.0	92.1	95.4	95.3	
10 or younger	0.0	2.5	3.0	1.5	1.7	
11	1.6	0.8	1.2	0.8	1.2	
12	0.0	0.0	0.0	0.8	0.2	
13	0.0	1.7	1.8	1.5	1.2	
14	0.0	0.0	1.8	0.0	0.5	
15	0.0	0.0	0.0	0.0	0.0	
16	0.0	0.0	0.0	0.0	0.0	
17 or older	0.0	0.0	0.0	0.0	0.0	
N of Valid	186	120	164	131	601	
N of Miss	18	6	6	10	40	

Table 81: How old were you when you first: used prescription drugs not prescribed to you?










Response	6	8	10	12	Total	
Never	97.4	93.4	93.3	86.9	93.2	
10 or younger	1.1	2.5	0.6	0.8	1.2	
11	1.1	0.0	0.6	0.8	0.7	
12	0.0	1.6	1.8	0.0	0.8	
13	0.0	2.5	0.6	3.8	1.5	
14	0.0	0.0	1.8	0.8	0.7	
15	0.0	0.0	1.2	3.8	1.2	
16	0.0	0.0	0.0	1.5	0.3	
17 or older	0.5	0.0	0.0	1.5	0.5	
N of Valid	189	122	164	130	605	
N of Miss	15	4	6	11	36	

Table 82: How wrong do you think it is for someone your age to: take a handgun to school?

Response	6	8	10	12	Total	
Very wrong	88.5	87.7	80.7	85.6	85.7	
Wrong	6.8	8.2	11.8	9.1	8.9	
A little bit wrong	2.1	2.5	5.6	1.5	3.0	
Not at all wrong	2.6	1.6	1.9	3.8	2.5	
N of Valid	192	122	161	132	607	
N of Miss	12	4	9	9	34	

Table 83: How wrong do you think it is for someone your age to: steal anything?

Response	6	8	10	12	Total	
Very wrong	77.0	66.9	68.9	66.7	70.6	
Wrong	17.3	24.8	23.0	25.0	22.0	
A little bit wrong	4.2	6.6	6.2	5.3	5.5	
Not at all wrong	1.6	1.7	1.9	3.0	2.0	
N of Valid	191	121	161	132	605	
N of Miss	13	5	9	9	36	

Table 84: How wrong do you think it is for someone your age to: pick a fight with someone?

Response	6	8	10	12	Total	
Very wrong	65.6	48.3	55.3	58.3	57.8	
Wrong	23.3	30.8	26.1	25.0	25.9	
A little bit wrong	7.9	18.3	12.4	15.2	12.8	
Not at all wrong	3.2	2.5	6.2	1.5	3.5	
N of Valid	189	120	161	132	602	
N of Miss	15	6	9	9	39	

Table 85: How wrong do you think it is for someone your age to: attack someone with the idea of seriously hurting them?

Response	6	8	10	12	Total	
Very wrong	84.6	74.6	76.4	71.4	77.5	
Wrong	9.6	17.2	18.6	20.3	15.9	
A little bit wrong	3.2	6.6	5.0	4.5	4.6	
Not at all wrong	2.7	1.6	0.0	3.8	2.0	
N of Valid	188	122	161	133	604	
N of Miss	16	4	9	8	37	

Table 86: How wrong do you think it is for someone your age to: stay away from school all day when their parents think they are at school?

Response	6	8	10	12	Total	
Very wrong	86.2	70.5	58.1	55.6	68.8	
Wrong	8.0	20.5	30.6	26.3	20.6	
A little bit wrong	4.3	6.6	8.1	14.3	8.0	
Not at all wrong	1.6	2.5	3.1	3.8	2.7	
N of Valid	188	122	160	133	603	
N of Miss	16	4	10	8	38	

Table 87: How wrong do you think it is for someone your age to: drink beer, wine or hard liquor (for example, vodka, whiskey, or gin) regularly?

Response	6	8	10	12	Total	
Very wrong	91.5	69.4	51.9	46.6	66.7	
Wrong	6.4	19.0	29.4	22.1	18.5	
A little bit wrong	0.5	9.9	12.5	18.3	9.5	
Not at all wrong	1.6	1.7	6.2	13.0	5.3	
N of Valid	188	121	160	131	600	
N of Miss	16	5	10	10	41	

Table 88: How wrong do you think it is for someone your age to: smoke cigarettes?





Response	6	8	10	12	Total	
Very wrong	92.6	74.4	69.8	56.1	74.8	
Wrong	4.3	15.7	17.6	20.5	13.7	
A little bit wrong	2.1	8.3	9.4	12.1	7.5	
Not at all wrong	1.1	1.7	3.1	11.4	4.0	
N of Valid	188	121	159	132	600	
N of Miss	16	5	11	9	41	

Table 89: How wrong do you think it is for someone your age to: smoke marijuana?





Response	6	8	10	12	Total	
Very wrong	93.6	76.2	63.5	50.4	72.5	
Wrong	4.8	10.7	15.1	19.5	12.0	
A little bit wrong	0.0	9.0	11.3	14.3	8.0	
Not at all wrong	1.6	4.1	10.1	15.8	7.5	
N of Valid	187	122	159	133	601	
N of Miss	17	4	11	8	40	

Table 90: How wrong do you think it is for someone your age to: use prescription drugs or non-prescription drugs for the purpose of getting high?





Response	6	8	10	12	Total	
Very wrong	95.3	84.4	82.6	70.5	84.3	
Wrong	2.6	13.1	13.0	17.4	10.7	
A little bit wrong	0.5	0.8	3.7	7.6	3.0	
Not at all wrong	1.6	1.6	0.6	4.5	2.0	
N of Valid	190	122	161	132	605	
N of Miss	14	4	9	9	36	

Table 91: How wrong do you think it is for someone your age to: use synthetic marijuana (K2, spice) or bath salts?





Response	6	8	10	12	Total	
Very wrong	94.2	87.6	89.4	81.5	88.9	
Wrong	3.1	10.7	6.9	13.8	8.0	
A little bit wrong	1.6	0.8	2.5	0.8	1.5	
Not at all wrong	1.0	0.8	1.2	3.8	1.7	
N of Valid	191	121	160	130	602	
N of Miss	13	5	10	11	39	

Table 92: How wrong do you think it is for someone your age to: use LSD, cocaine, amphetamines or another illegal drug?





Response	6	8	10	12	Total	
Very wrong	95.2	91.8	90.0	86.3	91.2	
Wrong	2.7	6.6	6.9	9.9	6.2	
A little bit wrong	0.5	0.8	2.5	0.8	1.2	
Not at all wrong	1.6	0.8	0.6	3.1	1.5	
N of Valid	188	122	160	131	601	
N of Miss	16	4	10	10	40	

Table 93: How wrong do you think it is for someone your age to: use e-cigarettes, e-cigars or e-hookahs?





Response	6	8	10	12	Total	
Very wrong	89.4	76.0	62.9	57.6	72.7	
Wrong	6.3	12.4	15.7	16.7	12.3	
A little bit wrong	2.6	9.9	13.8	9.8	8.7	
Not at all wrong	1.6	1.7	7.5	15.9	6.3	
N of Valid	189	121	159	132	601	
N of Miss	15	5	11	9	40	

Table 94: At school during the past 12 months, did you receive help from the resource teacher, speech therapist or other special education teacher?



Response	6	8	10	12	Total	
No	68.3	79.2	91.0	91.7	81.4	
Yes	31.7	20.8	9.0	8.3	18.6	
N of Valid	164	106	134	108	512	
N of Miss	40	20	36	33	129	

Table 95: How many times in the past year (12 months) have you: been suspended from school?






Response	6	8	10	12	Total	
Never	88.8	85.1	85.7	95.3	88.6	
1 to 2 times	9.6	13.2	13.0	3.1	9.9	
3 to 5 times	1.1	1.7	0.0	1.6	1.0	
6 to 9 times	0.0	0.0	0.6	0.0	0.2	
10 to 19 times	0.0	0.0	0.0	0.0	0.0	
20 to 29 times	0.0	0.0	0.0	0.0	0.0	
30 to 39 times	0.0	0.0	0.0	0.0	0.0	
40+ times	0.5	0.0	0.6	0.0	0.3	
N of Valid	187	121	161	128	597	
N of Miss	17	5	9	13	44	

Table 96: How many times in the past year (12 months) have you: carried a handgun?








Response	6	8	10	12	Total	
Never	94.1	94.9	94.3	96.8	94.9	
1 to 2 times	4.8	1.7	1.3	1.6	2.5	
3 to 5 times	0.5	0.8	1.3	1.6	1.0	
6 to 9 times	0.5	1.7	0.0	0.0	0.5	
10 to 19 times	0.0	0.0	0.6	0.0	0.2	
20 to 29 times	0.0	0.0	1.3	0.0	0.3	
30 to 39 times	0.0	0.0	0.0	0.0	0.0	
40+ times	0.0	0.8	1.3	0.0	0.5	
N of Valid	186	118	159	126	589	
N of Miss	18	8	11	15	52	

Table 97: How many times in the past year (12 months) have you: sold illegal drugs?








Response	6	8	10	12	Total	
Never	99.4	99.2	93.7	94.5	96.8	
1 to 2 times	0.0	0.0	1.3	3.1	1.0	
3 to 5 times	0.0	0.8	1.3	0.8	0.7	
6 to 9 times	0.0	0.0	1.3	0.8	0.5	
10 to 19 times	0.6	0.0	0.0	0.0	0.2	
20 to 29 times	0.0	0.0	0.6	0.0	0.2	
30 to 39 times	0.0	0.0	0.0	0.0	0.0	
40+ times	0.0	0.0	1.9	0.8	0.7	
N of Valid	180	120	159	127	586	
N of Miss	24	6	11	14	55	

Table 98: How many times in the past year (12 months) have you: stolen or tried to steal a motor vehicle such as a car or motorcycle?






Response	6	8	10	12	Total	
Never	99.5	99.2	94.4	98.4	97.8	
1 to 2 times	0.0	0.8	3.1	0.0	1.0	
3 to 5 times	0.0	0.0	1.2	0.8	0.5	
6 to 9 times	0.0	0.0	0.6	0.0	0.2	
10 to 19 times	0.0	0.0	0.0	0.0	0.0	
20 to 29 times	0.5	0.0	0.6	0.8	0.5	
30 to 39 times	0.0	0.0	0.0	0.0	0.0	
40+ times	0.0	0.0	0.0	0.0	0.0	
N of Valid	185	120	160	125	590	
N of Miss	19	6	10	16	51	

Table 99: How many times in the past year (12 months) have you: participated in clubs, organizations or activities at school?









Response	6	8	10	12	Total	
Never	40.6	28.1	27.7	35.7	33.6	
1 to 2 times	28.3	24.8	11.9	7.1	18.7	
3 to 5 times	13.4	15.7	16.4	12.7	14.5	
6 to 9 times	2.7	6.6	7.5	10.3	6.4	
10 to 19 times	7.0	6.6	11.9	6.3	8.1	
20 to 29 times	1.6	5.8	6.3	11.1	5.7	
30 to 39 times	1.1	0.8	1.9	1.6	1.3	
40+ times	5.3	11.6	16.4	15.1	11.6	
N of Valid	187	121	159	126	593	
N of Miss	17	5	11	15	48	

Table 100: How many times in the past year (12 months) have you: been arrested?





Response	6	8	10	12	Total	
Never	97.8	98.3	93.1	96.9	96.4	
1 to 2 times	1.6	1.7	6.2	3.1	3.2	
3 to 5 times	0.0	0.0	0.0	0.0	0.0	
6 to 9 times	0.0	0.0	0.0	0.0	0.0	
10 to 19 times	0.0	0.0	0.0	0.0	0.0	
20 to 29 times	0.0	0.0	0.0	0.0	0.0	
30 to 39 times	0.5	0.0	0.0	0.0	0.2	
40+ times	0.0	0.0	0.6	0.0	0.2	
N of Valid	183	120	160	127	590	
N of Miss	21	6	10	14	51	

Table 101: How many times in the past year (12 months) have you: attacked someone with the idea of seriously hurting them?


Response	6	8	10	12	Total	
Never	89.7	87.6	90.6	94.4	90.5	
1 to 2 times	5.9	10.7	6.9	0.0	5.9	
3 to 5 times	2.2	0.0	1.2	1.6	1.4	
6 to 9 times	0.5	0.0	0.6	1.6	0.7	
10 to 19 times	0.5	0.0	0.6	0.8	0.5	
20 to 29 times	0.0	1.7	0.0	0.8	0.5	
30 to 39 times	0.5	0.0	0.0	0.0	0.2	
40+ times	0.5	0.0	0.0	0.8	0.3	
N of Valid	185	121	160	126	592	
N of Miss	19	5	10	15	49	

Table 102: How many times in the past year (12 months) have you: been drunk or high at school?


Response	6	8	10	12	Total	
Never	98.9	95.0	90.0	88.2	93.4	
1 to 2 times	0.0	3.3	3.8	5.5	2.9	
3 to 5 times	0.0	0.8	0.6	3.1	1.0	
6 to 9 times	0.0	0.8	1.2	0.0	0.5	
10 to 19 times	0.5	0.0	1.2	1.6	0.8	
20 to 29 times	0.0	0.0	1.2	0.0	0.3	
30 to 39 times	0.0	0.0	0.0	0.0	0.0	
40+ times	0.5	0.0	1.9	1.6	1.0	
N of Valid	184	121	160	127	592	
N of Miss	20	5	10	14	49	

Table 103: How many times in the past year (12 months) have you: taken a handgun to school?







Response	6	8	10	12	Total	
Never	99.5	100.0	97.5	99.2	99.0	
1 to 2 times	0.0	0.0	0.6	0.0	0.2	
3 to 5 times	0.0	0.0	1.2	0.0	0.3	
6 to 9 times	0.5	0.0	0.0	0.0	0.2	
10 to 19 times	0.0	0.0	0.0	0.8	0.2	
20 to 29 times	0.0	0.0	0.0	0.0	0.0	
30 to 39 times	0.0	0.0	0.6	0.0	0.2	
40+ times	0.0	0.0	0.0	0.0	0.0	
N of Valid	186	121	160	127	594	
N of Miss	18	5	10	14	47	

Table 104: Are you currently on probation, or assigned a probation officer with Juvenile Court?



Response	6	8	10	12	Total	
No	97.0	93.5	93.5	98.2	95.6	
Yes	3.0	6.5	6.5	1.8	4.4	
N of Valid	164	108	139	111	522	
N of Miss	40	18	31	30	119	

Table 105: Have you ever belonged to a gang?






Response	6	8	10	12	Total	
No	96.3	91.9	88.8	91.3	92.3	
No, but would like to	0.0	1.6	1.2	1.6	1.0	
Yes, in the past	1.6	4.1	4.3	4.8	3.5	
Yes, belong now	1.6	2.4	5.6	2.4	3.0	
Yes, but would like to get out	0.5	0.0	0.0	0.0	0.2	
N of Valid	191	123	161	126	601	
N of Miss	13	3	9	15	40	

Table 106: If you have ever belonged to a gang, did that gang have a name?




Response	6	8	10	12	Total	
No	11.6	12.5	10.1	17.6	12.6	
Yes	4.8	5.0	10.7	8.0	7.1	
I have never belonged to a gang	83.6	82.5	79.2	74.4	80.3	
N of Valid	189	120	159	125	593	
N of Miss	15	6	11	16	48	

Table 107: You are at a party at someone's house, and one of your friends offers you a drink containing alcohol. What would you say or do?





Response	6	8	10	12	Total	
Drink it	2.2	9.1	27.6	36.3	17.6	
Tell your friend, 'No thanks, I don't drink' and suggest that you and your friend go and do something else	41.1	42.1	41.0	28.2	38.6	
Just say, 'No thanks' and walk away	38.9	33.9	25.6	29.0	32.3	
Make up a good excuse, tell your friend you had something else to do, and leave	17.8	14.9	5.8	6.5	11.6	
N of Valid	185	121	156	124	586	
N of Miss	19	5	14	17	55	

Table 108: How often do you attend religious services or activities?





Response	6	8	10	12	Total	
Never	27.9	13.6	8.1	16.3	17.1	
Rarely	15.8	16.9	13.7	19.5	16.2	
1-2 Times a Month	7.1	15.3	13.0	17.1	12.5	
About Once a Week or More	49.2	54.2	65.2	47.2	54.2	
N of Valid	183	118	161	123	585	
N of Miss	21	8	9	18	56	

Table 109: I think sometimes it's okay to cheat at school.





Response	6	8	10	12	Total	
NO!	67.9	35.0	16.4	26.6	38.5	
no	25.7	41.5	28.3	24.2	29.3	
yes	4.8	19.5	38.4	33.6	22.9	
YES!	1.6	4.1	17.0	15.6	9.2	
N of Valid	187	123	159	128	597	
N of Miss	17	3	11	13	44	

Table 110: It is important to think before you act.





Response	6	8	10	12	Total	
NO!	2.2	0.8	0.6	6.3	2.4	
no	2.2	2.5	0.6	3.2	2.0	
yes	18.9	28.9	33.3	40.5	29.4	
YES!	76.8	67.8	65.4	50.0	66.2	
N of Valid	185	121	156	126	588	
N of Miss	19	5	14	15	53	

Table 111: Sometimes I think that life is not worth it.





Response	6	8	10	12	Total	
NO!	54.6	49.1	48.7	40.5	48.9	
no	21.3	16.4	23.1	30.2	22.7	
yes	14.8	21.6	20.5	21.4	19.1	
YES!	9.3	12.9	7.7	7.9	9.3	
N of Valid	183	116	156	126	581	
N of Miss	21	10	14	15	60	

Table 112: At times I think I am no good at all.

Response	6	8	10	12	Total	
NO!	47.8	35.0	40.1	36.8	40.8	
no	13.7	19.2	25.5	22.4	19.9	
yes	25.8	29.2	24.2	32.8	27.6	
YES!	12.6	16.7	10.2	8.0	11.8	
N of Valid	182	120	157	125	584	
N of Miss	22	6	13	16	57	

Table 113: All in all, I am inclined to think that I am a failure.

Response	6	8	10	12	Total	
NO!	60.0	51.3	52.3	46.5	53.2	
no	20.0	27.7	27.1	33.9	26.5	
yes	12.8	11.8	14.8	16.5	13.9	
YES!	7.2	9.2	5.8	3.1	6.4	
N of Valid	180	119	155	127	581	
N of Miss	24	7	15	14	60	

Table 114: In the past year, have you felt depressed or sad MOST days, even if you felt okay sometimes?

Response	6	8	10	12	Total	
NO!	34.6	31.9	32.9	29.7	32.5	
no	17.8	22.7	16.1	25.8	20.1	
yes	30.3	26.9	29.0	28.1	28.8	
YES!	17.3	18.5	21.9	16.4	18.6	
N of Valid	185	119	155	128	587	
N of Miss	19	7	15	13	54	

Table 115: It is all right to beat up people if they start the fight.





Response	6	8	10	12	Total	
NO!	53.8	32.8	22.7	26.4	35.3	
no	15.4	23.5	16.2	13.6	16.9	
yes	15.9	23.5	31.2	28.8	24.3	
YES!	14.8	20.2	29.9	31.2	23.4	
N of Valid	182	119	154	125	580	
N of Miss	22	7	16	16	61	

Table 116: I think it is okay to take something without asking if you can get away with it.





Response	6	8	10	12	Total	
NO!	82.5	66.9	67.3	58.3	70.1	
no	14.2	30.5	25.5	32.3	24.4	
yes	2.2	2.5	5.9	6.3	4.1	
YES!	1.1	0.0	1.3	3.1	1.4	
N of Valid	183	118	153	127	581	
N of Miss	21	8	17	14	60	

Table 117: Where do you get the most information about living a drug and alcohol free life? Parents/guardians





Response	6	8	10	12	Total	
All the time	66.3	56.4	58.0	48.8	58.1	
Most	9.7	22.2	14.6	23.3	16.6	
Some	10.3	7.7	16.6	12.4	11.9	
Very little	13.7	13.7	10.8	15.5	13.3	
N of Valid	175	117	157	129	578	
N of Miss	29	9	13	12	63	

Table 118: Where do you get the most information about living a drug and alcohol free life? Friends





Response	6	8	10	12	Total	
All the time	25.1	15.0	14.9	17.3	18.6	
Most	11.1	14.2	14.9	8.7	12.2	
Some	21.6	26.5	31.8	22.0	25.5	
Very little	42.1	44.2	38.3	52.0	43.7	
N of Valid	171	113	154	127	565	
N of Miss	33	13	16	14	76	

Table 119: Where do you get the most information about living a drug and alcohol free life? Family members





Response	6	8	10	12	Total	
All the time	59.9	46.6	45.2	32.8	47.1	
Most	12.2	26.7	23.2	21.9	20.3	
Some	14.0	11.2	18.7	23.4	16.8	
Very little	14.0	15.5	12.9	21.9	15.8	
N of Valid	172	116	155	128	571	
N of Miss	32	10	15	13	70	

Table 120: Where do you get the most information about living a drug and alcohol free life? School





Response	6	8	10	12	Total	
All the time	58.0	49.1	44.4	38.3	48.2	
Most	17.2	23.3	22.9	21.9	21.0	
Some	10.3	12.9	20.3	28.1	17.5	
Very little	14.4	14.7	12.4	11.7	13.3	
N of Valid	174	116	153	128	571	
N of Miss	30	10	17	13	70	

Table 121: Where do you get the most information about living a drug and alcohol free life? Internet





Response	6	8	10	12	Total	
All the time	26.9	15.8	18.2	18.0	20.3	
Most	12.3	15.8	13.0	17.2	14.3	
Some	17.0	29.8	24.7	23.4	23.1	
Very little	43.9	38.6	44.2	41.4	42.3	
N of Valid	171	114	154	128	567	
N of Miss	33	12	16	13	74	

Table 122: Where do you get the most information about living a drug and alcohol free life? TV





Response	6	8	10	12	Total	
All the time	34.9	22.8	23.4	19.7	26.0	
Most	14.3	14.9	15.6	16.5	15.3	
Some	20.0	31.6	23.4	26.8	24.7	
Very little	30.9	30.7	37.7	37.0	34.0	
N of Valid	175	114	154	127	570	
N of Miss	29	12	16	14	71	

Table 123: Where do you get the most information about living a drug and alcohol free life? Social media





Response	6	8	10	12	Total	
All the time	19.8	19.0	15.8	19.0	18.4	
Most	9.3	10.3	10.5	10.3	10.1	
Some	12.8	25.0	28.3	21.4	21.4	
Very little	58.1	45.7	45.4	49.2	50.2	
N of Valid	172	116	152	126	566	
N of Miss	32	10	18	15	75	

Table 124: How much do you think people risk harming themselves (physically or in other ways) if they: smoked one or more packs of cigarettes per day?





Response	6	8	10	12	Total	
No risk	28.7	14.8	9.9	16.4	18.3	
Slight risk	5.0	8.7	8.6	9.8	7.7	
Moderate risk	14.4	17.4	13.9	13.9	14.8	
Great risk	51.9	59.1	67.5	59.8	59.2	
N of Valid	181	115	151	122	569	
N of Miss	23	11	19	19	72	

Table 125: How much do you think people risk harming themselves (physically or in other ways) if they: try marijuana once or twice?





Response	6	8	10	12	Total	
No risk	31.3	27.2	24.5	41.5	30.9	
Slight risk	17.3	27.2	29.8	29.3	25.2	
Moderate risk	20.7	21.9	23.2	13.8	20.1	
Great risk	30.7	23.7	22.5	15.4	23.8	
N of Valid	179	114	151	123	567	
N of Miss	25	12	19	18	74	

Table 126: How much do you think people risk harming themselves (physically or in other ways) if they: smoke marijuana once or twice a week?





Response	6	8	10	12	Total	
No risk	31.0	22.3	22.3	33.6	27.5	
Slight risk	4.6	14.3	12.8	23.8	12.9	
Moderate risk	20.1	26.8	27.7	21.3	23.7	
Great risk	44.3	36.6	37.2	21.3	35.8	
N of Valid	174	112	148	122	556	
N of Miss	30	14	22	19	85	

Table 127: How much do you think people risk harming themselves (physically or in other ways) if they: take one or two drinks of an alcoholic beverage (beer, wine, liquor) nearly every day?


Response	6	8	10	12	Total	
No risk	28.8	15.7	10.7	20.3	19.5	
Slight risk	13.0	13.0	19.3	27.6	17.9	
Moderate risk	18.6	26.1	26.7	20.3	22.7	
Great risk	39.5	45.2	43.3	31.7	40.0	
N of Valid	177	115	150	123	565	
N of Miss	27	11	20	18	76	

Table 128: How much do you think people risk harming themselves (physically or in other ways) if they: have five or more drinks of an alcoholic beverage once or twice a weekend?


Response	6	8	10	12	Total	
No risk	28.8	15.7	7.3	17.9	18.1	
Slight risk	5.1	12.2	14.7	17.1	11.7	
Moderate risk	20.3	21.7	28.0	25.2	23.7	
Great risk	45.8	50.4	50.0	39.8	46.5	
N of Valid	177	115	150	123	565	
N of Miss	27	11	20	18	76	

Table 129: How much do you think people risk harming themselves (physically or in other ways) if they: use prescription drugs that are not prescribed to them?


Response	6	8	10	12	Total	
No risk	29.1	11.4	7.3	15.4	16.8	
Slight risk	6.1	7.0	8.6	9.8	7.8	
Moderate risk	9.5	21.1	20.5	31.7	19.6	
Great risk	55.3	60.5	63.6	43.1	55.9	
N of Valid	179	114	151	123	567	
N of Miss	25	12	19	18	74	

Table 130: How much do you think people risk harming themselves (physically or in other ways) if they: use non-prescription drugs to get high?


Response	6	8	10	12	Total	
No risk	29.4	14.0	8.7	14.6	17.6	
Slight risk	3.3	4.4	8.7	10.6	6.5	
Moderate risk	7.2	15.8	15.3	21.1	14.1	
Great risk	60.0	65.8	67.3	53.7	61.7	
N of Valid	180	114	150	123	567	
N of Miss	24	12	20	18	74	

Table 131: How much do you think people risk harming themselves (physically or in other ways) if they: use e-cigarettes, e-cigars, or e-hookahs?


Response	6	8	10	12	Total	
No risk	30.3	21.7	18.7	33.6	26.2	
Slight risk	15.2	27.0	24.0	26.2	22.3	
Moderate risk	15.2	16.5	24.7	15.6	18.1	
Great risk	39.3	34.8	32.7	24.6	33.5	
N of Valid	178	115	150	122	565	
N of Miss	26	11	20	19	76	

Table 132: Have you ever used smokeless tobacco (chew, snuff, plug, dipping tobacco, or chewing tobacco)?


Response	6	8	10	12	Total	
Never	97.8	89.8	85.6	78.0	88.8	
Once or Twice	2.2	5.9	7.8	8.9	5.9	
Once in a while but not regularly	0.0	1.7	0.7	4.9	1.6	
Regularly in the past	0.0	2.5	2.6	3.3	1.9	
Regularly now	0.0	0.0	3.3	4.9	1.9	
N of Valid	185	118	153	123	579	
N of Miss	19	8	17	18	62	

Table 133: How often have you used smokeless tobacco during the past 30 days?







Response	6	8	10	12	Total	
Not at all	99.5	97.5	92.8	87.7	94.8	
Once or twice	0.0	1.7	3.3	4.1	2.1	
Once or twice per week	0.0	0.8	0.7	2.5	0.9	
Three to five times per week	0.0	0.0	0.7	2.5	0.7	
About once a day	0.0	0.0	1.3	0.0	0.3	
More than once a day	0.5	0.0	1.3	3.3	1.2	
N of Valid	183	118	153	122	576	
N of Miss	21	8	17	19	65	

Table 134: Have you ever smoked cigarettes?






Response	6	8	10	12	Total	
Never	94.0	77.8	80.4	70.5	82.1	
Once or Twice	5.5	17.1	11.8	13.1	11.1	
Once in a while but not regularly	0.0	2.6	3.9	5.7	2.8	
Regularly in the past	0.5	2.6	3.3	4.1	2.4	
Regularly now	0.0	0.0	0.7	6.6	1.6	
N of Valid	182	117	153	122	574	
N of Miss	22	9	17	19	67	

Table 135: How frequently have you smoked cigarettes during the past 30 days?







Response	6	8	10	12	Total	
Not at all	100.0	95.8	92.1	85.8	94.1	
Less than one cigarette per day	0.0	2.5	5.3	6.7	3.3	
One to five cigarettes per day	0.0	1.7	1.3	0.8	0.9	
About one-half pack per day	0.0	0.0	0.7	5.0	1.2	
About one pack per day	0.0	0.0	0.7	0.8	0.3	
About one and one-half packs per day	0.0	0.0	0.0	0.8	0.2	
Two packs or more per day	0.0	0.0	0.0	0.0	0.0	
N of Valid	183	118	152	120	573	
N of Miss	21	8	18	21	68	

Table 136: Which statement best describes rules about smoking inside your home or your family cars?






Response	6	8	10	12	Total	
Smoking is not allowed anywhere inside your home or cars	66.9	62.9	66.2	66.4	65.8	
Smoking is allowed in some places and at some times or in some cars	10.1	13.8	8.6	10.7	10.6	
Smoking is allowed anywhere inside the home or cars	2.2	3.4	3.3	5.7	3.5	
There are no rules about smoking inside the home or cars	2.2	3.4	6.6	7.4	4.8	
I don't know	18.5	16.4	15.2	9.8	15.3	
N of Valid	178	116	151	122	567	
N of Miss	26	10	19	19	74	

Table 137: Have you ever used e-cigarettes, e-cigars, or e-hookahs?






Response	6	8	10	12	Total	
Never	97.7	86.3	82.7	73.9	86.3	
Once or Twice	2.3	10.3	8.0	11.8	7.5	
Once in a while but not regularly	0.0	1.7	6.7	6.7	3.6	
Regularly in the past	0.0	0.9	1.3	4.2	1.4	
Regularly now	0.0	0.9	1.3	3.4	1.2	
N of Valid	177	117	150	119	563	
N of Miss	27	9	20	22	78	

Table 138: How frequently have you used e-cigarettes, e-cigars, or e-hookahs?


Response	6	8	10	12	Total	
Not at all	100.0	95.5	91.3	82.9	93.1	
Less than 10 puffs per day	0.0	1.8	6.0	10.3	4.2	
10 to 50 puffs per day	0.0	1.8	0.7	3.4	1.3	
About one-half cartomiser per day	0.0	0.0	0.7	2.6	0.7	
About one cartomiser per day	0.0	0.0	1.3	0.0	0.4	
About one and one-half cartomisers per day	0.0	0.9	0.0	0.0	0.2	
Two cartomisers or more per day	0.0	0.0	0.0	0.9	0.2	
N of Valid	169	112	149	117	547	
N of Miss	35	14	21	24	94	

Table 139: During this school year, were you taught in any of your classes about the dangers of tobacco use?

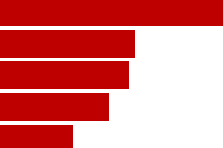
Response	6	8	10	12	Total	
Never	28.7	28.1	37.4	47.5	34.9	
Rarely	15.2	22.8	21.8	22.9	20.2	
Sometimes	14.6	24.6	21.1	17.8	19.1	
Often	21.1	19.3	15.0	5.9	15.8	
Almost always	20.5	5.3	4.8	5.9	10.0	
N of Valid	171	114	147	118	550	
N of Miss	33	12	23	23	91	

Table 140: During the past 12 months, have you participated in any community activities to discourage people your age from using cigarettes, chewing tobacco, snuff, dip or cigars, e-cigarettes, e-cigars, or e-hookahs?


Response	6	8	10	12	Total	
Never	62.7	68.4	75.5	75.4	70.1	
Rarely	15.4	14.0	10.2	10.2	12.6	
Sometimes	10.1	9.6	9.5	9.3	9.7	
Often	4.1	2.6	2.0	4.2	3.3	
Almost always	7.7	5.3	2.7	0.8	4.4	
N of Valid	169	114	147	118	548	
N of Miss	35	12	23	23	93	

Table 141: Think back over the last two weeks. How many times have you had five or more alcoholic drinks in a row?







Response	6	8	10	12	Total	
None	98.3	93.9	88.5	80.3	90.9	
Once	1.7	5.3	5.4	4.3	4.0	
Twice	0.0	0.9	2.7	5.1	2.0	
3-5 times	0.0	0.0	2.0	5.1	1.6	
6-9 times	0.0	0.0	0.0	1.7	0.4	
10 or more times	0.0	0.0	1.4	3.4	1.1	
N of Valid	173	114	148	117	552	
N of Miss	31	12	22	24	89	

Table 142: During the past 30 days, how many times did you ride in a car or other vehicle driven by someone who had been drinking alcohol or using drugs to get high?






Response	6	8	10	12	Total	
0 times	86.9	84.2	75.0	79.0	81.4	
1 time	7.1	7.0	5.4	9.2	7.1	
2 or 3 times	0.6	6.1	8.1	5.0	4.7	
4 or 5 times	1.8	1.8	3.4	1.7	2.2	
6 or more times	3.6	0.9	8.1	5.0	4.6	
N of Valid	168	114	148	119	549	
N of Miss	36	12	22	22	92	

Table 143: During the past 30 days, how many times did you drive a car or other vehicle when you had been drinking alcohol or using drugs to get high?







Response	6	8	10	12	Total	
I did not drive a car in the past 30 days	44.2	50.0	40.5	26.7	40.6	
0 times	55.2	48.1	52.7	62.9	54.8	
1 time	0.0	1.9	2.0	5.2	2.1	
2 or 3 times	0.0	0.0	1.4	3.4	1.1	
4 or 5 times	0.6	0.0	0.7	1.7	0.7	
6 or more times	0.0	0.0	2.7	0.0	0.7	
N of Valid	163	108	148	116	535	
N of Miss	41	18	22	25	106	

Table 144: If you drank alcohol (not just a sip or taste) in the past year, how did you usually get it?













Response	6	8	10	12	Total	
I did not drink alcohol in the past year	94.3	81.8	72.7	58.0	77.9	
I bought it myself with a fake ID	0.0	0.0	0.7	0.9	0.4	
I bought it myself without a fake ID	0.0	0.0	0.7	0.0	0.2	
I got it from someone I know age 21 or older	0.0	3.6	9.3	21.4	7.9	
I got it from someone I know under age 21	0.6	0.9	5.3	0.9	2.1	
I got it from my brother or sister	0.6	0.9	1.3	0.9	0.9	
I got it from home with my parents' permission	1.3	2.7	1.3	2.7	1.9	
I got it from home without my parents' permission	0.0	3.6	3.3	1.8	2.1	
I got it from another relative	0.6	0.0	2.7	2.7	1.5	
A stranger bought it for me	0.0	0.0	0.0	2.7	0.6	
I took it from a store or shop	0.0	0.0	0.0	0.9	0.2	
Other	2.5	6.4	2.7	7.1	4.3	
N of Valid	158	110	150	112	530	
N of Miss	46	16	20	29	111	

Table 145: If you drank alcohol (not just a sip or taste) in the past year, where did you usually drink it?










Response	6	8	10	12	Total	
I did not drink alcohol in the past year	95.7	84.4	77.0	58.6	80.4	
At my home	1.9	8.3	8.8	6.3	6.0	
At someone else's home	1.2	3.7	8.8	24.3	8.7	
At an open area like a park, beach, field, back road, woods, or a street corner	0.6	0.9	4.1	8.1	3.2	
At a sporting event or concert	0.0	0.9	0.0	0.9	0.4	
At a restaurant, bar, or a nightclub	0.0	0.9	0.0	0.0	0.2	
At an empty building or a construction site	0.0	0.9	0.0	0.0	0.2	
At a hotel/motel	0.6	0.0	0.0	0.0	0.2	
An a car	0.0	0.0	1.4	1.8	0.8	
At school	0.0	0.0	0.0	0.0	0.0	
N of Valid	162	109	148	111	530	
N of Miss	42	17	22	30	111	

Table 146: How do you feel about someone your age having one or two drinks of an alcoholic beverage nearly every day?





Response	6	8	10	12	Total	
Neither approve nor disapprove	29.0	31.0	27.8	41.0	31.7	
Somewhat disapprove	4.9	10.6	17.4	17.1	12.1	
Strongly disapprove	44.4	49.6	40.3	26.5	40.5	
Don't know or can't say	21.6	8.8	14.6	15.4	15.7	
N of Valid	162	113	144	117	536	
N of Miss	42	13	26	24	105	

Table 147: On how many occasions have you had alcoholic beverages (beer, wine or hard liquor) to drink in your lifetime - more than just a few sips?








Response	6	8	10	12	Total	
0	92.7	82.5	64.4	52.9	74.5	
1-2	5.6	8.8	12.8	9.1	8.9	
3-5	1.1	3.5	8.7	5.8	4.6	
6-9	0.0	2.6	2.7	8.3	3.0	
10-19	0.0	1.8	5.4	7.4	3.4	
20-39	0.0	0.9	3.4	3.3	1.8	
40	0.6	0.0	2.7	13.2	3.7	
N of Valid	177	114	149	121	561	
N of Miss	27	12	21	20	80	

Table 148: On how many occasions have you drunk one of more drinks of an alcoholic beverage during the past 30 days?








Response	6	8	10	12	Total	
0	97.7	94.7	85.2	75.0	88.8	
1-2	1.7	5.3	8.7	6.7	5.4	
3-5	0.0	0.0	3.4	9.2	2.9	
6-9	0.0	0.0	0.7	4.2	1.1	
10-19	0.0	0.0	1.3	0.0	0.4	
20-39	0.0	0.0	0.0	0.8	0.2	
40	0.6	0.0	0.7	4.2	1.3	
N of Valid	173	114	149	120	556	
N of Miss	31	12	21	21	85	

Table 149: On how many occasions have you used marijuana (grass, pot) or hashish (hash, hash oil) in your lifetime?


Response	6	8	10	12	Total	
0	98.2	91.9	82.6	71.9	87.0	
1-2	1.2	3.6	5.4	5.0	3.6	
3-5	0.0	1.8	2.7	3.3	1.8	
6-9	0.0	0.0	0.0	0.8	0.2	
10-19	0.0	0.9	0.7	3.3	1.1	
20-39	0.6	0.0	2.7	4.1	1.8	
40	0.0	1.8	6.0	11.6	4.5	
N of Valid	171	111	149	121	552	
N of Miss	33	15	21	20	89	

Table 150: On how many occasions have you used marijuana (grass, pot) or hashish (hash, hash oil) during the past 30 days?


Response	6	8	10	12	Total	
0	100.0	95.5	91.3	85.8	93.7	
1-2	0.0	1.8	0.7	4.2	1.4	
3-5	0.0	0.0	2.0	1.7	0.9	
6-9	0.0	0.9	2.0	0.8	0.9	
10-19	0.0	0.0	0.7	4.2	1.1	
20-39	0.0	0.9	2.0	0.0	0.7	
40	0.0	0.9	1.3	3.3	1.3	
N of Valid	172	112	149	120	553	
N of Miss	32	14	21	21	88	

Table 151: On how many occasions have you used LSD or other psychedelics in your lifetime?


Response	6	8	10	12	Total	
0	98.8	100.0	98.0	98.3	98.7	
1-2	0.6	0.0	0.0	1.7	0.5	
3-5	0.0	0.0	1.3	0.0	0.4	
6-9	0.0	0.0	0.7	0.0	0.2	
10-19	0.0	0.0	0.0	0.0	0.0	
20-39	0.6	0.0	0.0	0.0	0.2	
40	0.0	0.0	0.0	0.0	0.0	
N of Valid	173	112	149	121	555	
N of Miss	31	14	21	20	86	

Table 152: On how many occasions have you used LSD or other psychedelics during the past 30 days?



Response	6	8	10	12	Total	
0	100.0	100.0	99.3	100.0	99.8	
1-2	0.0	0.0	0.0	0.0	0.0	
3-5	0.0	0.0	0.0	0.0	0.0	
6-9	0.0	0.0	0.0	0.0	0.0	
10-19	0.0	0.0	0.0	0.0	0.0	
20-39	0.0	0.0	0.7	0.0	0.2	
40	0.0	0.0	0.0	0.0	0.0	
N of Valid	170	112	149	120	551	
N of Miss	34	14	21	21	90	

Table 153: On how many occasions have you used cocaine or crack in your lifetime?





Response	6	8	10	12	Total	
0	98.8	100.0	99.3	100.0	99.5	
1-2	0.6	0.0	0.0	0.0	0.2	
3-5	0.0	0.0	0.7	0.0	0.2	
6-9	0.0	0.0	0.0	0.0	0.0	
10-19	0.0	0.0	0.0	0.0	0.0	
20-39	0.0	0.0	0.0	0.0	0.0	
40	0.6	0.0	0.0	0.0	0.2	
N of Valid	170	113	149	121	553	
N of Miss	34	13	21	20	88	

Table 154: On how many occasions have you used cocaine or crack during the past 30 days?


Response	6	8	10	12	Total	
0	100.0	100.0	100.0	100.0	100.0	
1-2	0.0	0.0	0.0	0.0	0.0	
3-5	0.0	0.0	0.0	0.0	0.0	
6-9	0.0	0.0	0.0	0.0	0.0	
10-19	0.0	0.0	0.0	0.0	0.0	
20-39	0.0	0.0	0.0	0.0	0.0	
40	0.0	0.0	0.0	0.0	0.0	
N of Valid	171	111	149	119	550	
N of Miss	33	15	21	22	91	

Table 155: On how many occasions have you sniffed glue, breathed the contents of an aerosol spray can, or inhaled other gases or sprays, in order to get high in your lifetime?








Response	6	8	10	12	Total	
0	97.1	94.7	95.3	93.4	95.3	
1-2	1.2	3.5	2.0	5.0	2.7	
3-5	0.0	0.9	1.3	0.0	0.5	
6-9	0.6	0.0	0.7	0.0	0.4	
10-19	0.6	0.0	0.0	0.0	0.2	
20-39	0.0	0.0	0.7	0.8	0.4	
40	0.6	0.9	0.0	0.8	0.5	
N of Valid	171	113	149	121	554	
N of Miss	33	13	21	20	87	

Table 156: On how many occasions have you sniffed glue, breathed the contents of an aerosol spray can, or inhaled other gases or sprays, in order to get high during the past 30 days?







Response	6	8	10	12	Total	
0	97.6	98.2	98.7	99.2	98.4	
1-2	1.2	0.9	0.7	0.8	0.9	
3-5	0.0	0.0	0.7	0.0	0.2	
6-9	0.6	0.0	0.0	0.0	0.2	
10-19	0.0	0.0	0.0	0.0	0.0	
20-39	0.6	0.0	0.0	0.0	0.2	
40	0.0	0.9	0.0	0.0	0.2	
N of Valid	169	112	149	120	550	
N of Miss	35	14	21	21	91	

Table 157: On how many occasions have you used Daztrex in your lifetime?


Response	6	8	10	12	Total	
0	100.0	100.0	100.0	100.0	100.0	
1-2	0.0	0.0	0.0	0.0	0.0	
3-5	0.0	0.0	0.0	0.0	0.0	
6-9	0.0	0.0	0.0	0.0	0.0	
10-19	0.0	0.0	0.0	0.0	0.0	
20-39	0.0	0.0	0.0	0.0	0.0	
40	0.0	0.0	0.0	0.0	0.0	
N of Valid	169	110	149	121	549	
N of Miss	35	16	21	20	92	

Table 158: On how many occasions have you used Daztrex during the past 30 days?


Response	6	8	10	12	Total	
0	100.0	100.0	100.0	100.0	100.0	
1-2	0.0	0.0	0.0	0.0	0.0	
3-5	0.0	0.0	0.0	0.0	0.0	
6-9	0.0	0.0	0.0	0.0	0.0	
10-19	0.0	0.0	0.0	0.0	0.0	
20-39	0.0	0.0	0.0	0.0	0.0	
40	0.0	0.0	0.0	0.0	0.0	
N of Valid	168	110	148	120	546	
N of Miss	36	16	22	21	95	

Table 159: On how many occasions have you used synthetic marijuana (K2, spice) in your lifetime?






Response	6	8	10	12	Total	
0	99.4	99.1	97.3	93.4	97.5	
1-2	0.0	0.9	1.4	3.3	1.3	
3-5	0.0	0.0	0.7	2.5	0.7	
6-9	0.0	0.0	0.7	0.8	0.4	
10-19	0.0	0.0	0.0	0.0	0.0	
20-39	0.0	0.0	0.0	0.0	0.0	
40	0.6	0.0	0.0	0.0	0.2	
N of Valid	172	110	148	122	552	
N of Miss	32	16	22	19	89	

Table 160: On how many occasions have you used synthetic marijuana (K2, spice) during the past 30 days?




Response	6	8	10	12	Total	
0	100.0	100.0	98.6	97.5	99.1	
1-2	0.0	0.0	1.4	0.0	0.4	
3-5	0.0	0.0	0.0	2.5	0.5	
6-9	0.0	0.0	0.0	0.0	0.0	
10-19	0.0	0.0	0.0	0.0	0.0	
20-39	0.0	0.0	0.0	0.0	0.0	
40	0.0	0.0	0.0	0.0	0.0	
N of Valid	168	110	148	120	546	
N of Miss	36	16	22	21	95	

Table 161: On how many occasions have you used methamphetamines (meth, speed, crank, crystal meth) in your lifetime?




Response	6	8	10	12	Total	
0	99.4	100.0	98.6	99.2	99.3	
1-2	0.6	0.0	0.7	0.8	0.5	
3-5	0.0	0.0	0.7	0.0	0.2	
6-9	0.0	0.0	0.0	0.0	0.0	
10-19	0.0	0.0	0.0	0.0	0.0	
20-39	0.0	0.0	0.0	0.0	0.0	
40	0.0	0.0	0.0	0.0	0.0	
N of Valid	170	112	148	121	551	
N of Miss	34	14	22	20	90	

Table 162: On how many occasions have you used methamphetamines (meth, speed, crank, crystal meth) in the past 30 days?



Response	6	8	10	12	Total	
0	100.0	100.0	100.0	98.3	99.6	
1-2	0.0	0.0	0.0	1.7	0.4	
3-5	0.0	0.0	0.0	0.0	0.0	
6-9	0.0	0.0	0.0	0.0	0.0	
10-19	0.0	0.0	0.0	0.0	0.0	
20-39	0.0	0.0	0.0	0.0	0.0	
40	0.0	0.0	0.0	0.0	0.0	
N of Valid	169	111	148	121	549	
N of Miss	35	15	22	20	92	

Table 163: On how many occasions have you used other chemical products (bath salts, plant food, etc.) in your lifetime?


Response	6	8	10	12	Total	
0	98.8	99.1	98.0	100.0	98.9	
1-2	0.6	0.9	1.4	0.0	0.7	
3-5	0.6	0.0	0.0	0.0	0.2	
6-9	0.0	0.0	0.7	0.0	0.2	
10-19	0.0	0.0	0.0	0.0	0.0	
20-39	0.0	0.0	0.0	0.0	0.0	
40	0.0	0.0	0.0	0.0	0.0	
N of Valid	169	111	148	121	549	
N of Miss	35	15	22	20	92	

Table 164: On how many occasions have you used other chemical products (bath salts, plant food, etc.) during the past 30 days?


Response	6	8	10	12	Total	
0	100.0	100.0	98.0	100.0	99.5	
1-2	0.0	0.0	1.4	0.0	0.4	
3-5	0.0	0.0	0.7	0.0	0.2	
6-9	0.0	0.0	0.0	0.0	0.0	
10-19	0.0	0.0	0.0	0.0	0.0	
20-39	0.0	0.0	0.0	0.0	0.0	
40	0.0	0.0	0.0	0.0	0.0	
N of Valid	170	111	148	120	549	
N of Miss	34	15	22	21	92	

Table 165: On how many occasions have you used heroin or other opiates in your lifetime?


Response	6	8	10	12	Total	
0	99.4	100.0	99.3	100.0	99.6	
1-2	0.6	0.0	0.0	0.0	0.2	
3-5	0.0	0.0	0.0	0.0	0.0	
6-9	0.0	0.0	0.7	0.0	0.2	
10-19	0.0	0.0	0.0	0.0	0.0	
20-39	0.0	0.0	0.0	0.0	0.0	
40	0.0	0.0	0.0	0.0	0.0	
N of Valid	167	111	148	121	547	
N of Miss	37	15	22	20	94	

Table 166: On how many occasions have you used heroin or other opiates during the past 30 days?


Response	6	8	10	12	Total	
0	100.0	100.0	99.3	100.0	99.8	
1-2	0.0	0.0	0.7	0.0	0.2	
3-5	0.0	0.0	0.0	0.0	0.0	
6-9	0.0	0.0	0.0	0.0	0.0	
10-19	0.0	0.0	0.0	0.0	0.0	
20-39	0.0	0.0	0.0	0.0	0.0	
40	0.0	0.0	0.0	0.0	0.0	
N of Valid	168	112	148	119	547	
N of Miss	36	14	22	22	94	

Table 167: On how many occasions have you used MDMA ('X', 'E', or ecstasy) in your lifetime?


Response	6	8	10	12	Total	
0	100.0	99.1	99.3	98.3	99.3	
1-2	0.0	0.9	0.0	1.7	0.5	
3-5	0.0	0.0	0.0	0.0	0.0	
6-9	0.0	0.0	0.0	0.0	0.0	
10-19	0.0	0.0	0.7	0.0	0.2	
20-39	0.0	0.0	0.0	0.0	0.0	
40	0.0	0.0	0.0	0.0	0.0	
N of Valid	167	112	148	121	548	
N of Miss	37	14	22	20	93	

Table 168: On how many occasions have you used MDMA ('X', 'E', or ecstasy) during the past 30 days?


Response	6	8	10	12	Total	
0	99.4	100.0	98.6	99.2	99.3	
1-2	0.0	0.0	0.0	0.8	0.2	
3-5	0.0	0.0	0.0	0.0	0.0	
6-9	0.0	0.0	1.4	0.0	0.4	
10-19	0.6	0.0	0.0	0.0	0.2	
20-39	0.0	0.0	0.0	0.0	0.0	
40	0.0	0.0	0.0	0.0	0.0	
N of Valid	168	111	148	119	546	
N of Miss	36	15	22	22	95	

Table 169: On how many occasions have you taken prescription drugs (such as Valium, Xanax, Ritalin, Adderall, OxyContin, Darvocet, or sleeping pills) not prescribed to you in your lifetime?








Response	6	8	10	12	Total	
0	98.8	95.5	93.9	84.2	93.6	
1-2	1.2	2.7	1.4	5.0	2.4	
3-5	0.0	0.9	3.4	4.2	2.0	
6-9	0.0	0.0	0.0	3.3	0.7	
10-19	0.0	0.9	0.7	0.0	0.4	
20-39	0.0	0.0	0.0	1.7	0.4	
40	0.0	0.0	0.7	1.7	0.5	
N of Valid	167	112	148	120	547	
N of Miss	37	14	22	21	94	

Table 170: On how many occasions have you taken prescription drugs (such as Valium, Xanax, Ritalin, Adderall, OxyContin, Darvocet, or sleeping pills) not prescribed to you during the past 30 days?







Response	6	8	10	12	Total	
0	100.0	99.1	99.3	93.3	98.2	
1-2	0.0	0.0	0.0	2.5	0.6	
3-5	0.0	0.0	0.7	1.7	0.6	
6-9	0.0	0.9	0.0	0.8	0.4	
10-19	0.0	0.0	0.0	0.8	0.2	
20-39	0.0	0.0	0.0	0.8	0.2	
40	0.0	0.0	0.0	0.0	0.0	
N of Valid	167	110	148	119	544	
N of Miss	37	16	22	22	97	

Table 171: On how many occasions have you taken non-prescription medicines such as diet pills (for example, Dietac, Dexatrim or Prolamine), stay-awake pills (for example No-Doz, Vivarin, or Wake), or cough or cold medicines (robos, DXM, etc.) to get high in your lifetime?








Response	6	8	10	12	Total	
0	99.4	99.1	97.3	97.5	98.3	
1-2	0.0	0.9	0.7	1.7	0.7	
3-5	0.0	0.0	0.7	0.0	0.2	
6-9	0.0	0.0	0.7	0.0	0.2	
10-19	0.0	0.0	0.0	0.8	0.2	
20-39	0.6	0.0	0.0	0.0	0.2	
40	0.0	0.0	0.7	0.0	0.2	
N of Valid	165	111	147	119	542	
N of Miss	39	15	23	22	99	

Table 172: On how many occasions have you taken non-prescription medicines such as diet pills (for example, Dietac, Dexatrim or Prolamine), stay-awake pills (for example No-Doz, Vivarin, or Wake), or cough or cold medicines (robos, DXM, etc.) to get high during the past 30 days?




Response	6	8	10	12	Total	
0	99.4	100.0	98.0	99.2	99.1	
1-2	0.6	0.0	0.7	0.8	0.6	
3-5	0.0	0.0	0.0	0.0	0.0	
6-9	0.0	0.0	1.4	0.0	0.4	
10-19	0.0	0.0	0.0	0.0	0.0	
20-39	0.0	0.0	0.0	0.0	0.0	
40	0.0	0.0	0.0	0.0	0.0	
N of Valid	167	110	147	118	542	
N of Miss	37	16	23	23	99	

Table 173: On how many occasions have you been drunk or very high from drinking alcoholic beverages during the past 30 days?








Response	6	8	10	12	Total	
0	100.0	97.3	91.2	82.2	93.2	
1-2	0.0	1.8	4.8	7.6	3.3	
3-5	0.0	0.9	1.4	5.9	1.8	
6-9	0.0	0.0	0.7	0.0	0.2	
10-19	0.0	0.0	0.7	2.5	0.7	
20-39	0.0	0.0	0.7	0.0	0.2	
40	0.0	0.0	0.7	1.7	0.6	
N of Valid	167	110	147	118	542	
N of Miss	37	16	23	23	99	

Table 174: On how many occasions have you drunk flavored alcoholic beverages, sometimes called 'alcopops' (like Mike's Hard Lemonade, Smirnoff Ice, Bacardi Breezers, etc.) in your lifetime?








Response	6	8	10	12	Total	
0	100.0	89.2	77.0	71.7	85.3	
1-2	0.0	6.3	10.1	6.7	5.5	
3-5	0.0	0.9	2.7	5.0	2.0	
6-9	0.0	0.9	1.4	4.2	1.5	
10-19	0.0	0.9	6.1	5.0	2.9	
20-39	0.0	0.0	0.7	4.2	1.1	
40	0.0	1.8	2.0	3.3	1.6	
N of Valid	167	111	148	120	546	
N of Miss	37	15	22	21	95	

Table 175: On how many occasions have you drunk flavored alcoholic beverages, sometimes called 'alcopops' (like Mike's Hard Lemonade, Smirnoff Ice, Bacardi Breezers, etc.) during the past 30 days?







Response	6	8	10	12	Total	
0	100.0	95.5	90.6	87.4	93.8	
1-2	0.0	1.8	6.0	4.2	2.9	
3-5	0.0	0.9	0.7	1.7	0.7	
6-9	0.0	0.9	0.0	3.4	0.9	
10-19	0.0	0.9	2.0	1.7	1.1	
20-39	0.0	0.0	0.0	0.0	0.0	
40	0.0	0.0	0.7	1.7	0.6	
N of Valid	166	111	149	119	545	
N of Miss	38	15	21	22	96	

Table 176: If you used prescription drugs or over the counter drugs without a doctor telling you to use it or for the purpose of getting high, where did you get these drugs? - Did not use



Response	6	8	10	12	Total	
No	24.0	19.8	18.8	28.4	22.8	
Yes	76.0	80.2	81.2	71.6	77.2	
N of Valid	204	126	170	141	641	
N of Miss	0	0	0	0	0	

Table 177: If you used prescription drugs or over the counter drugs without a doctor telling you to use it or for the purpose of getting high, where did you get these drugs? - Bought or took from store or shop



Response	6	8	10	12	Total	
No	100.0	99.2	99.4	98.6	99.4	
Yes	0.0	0.8	0.6	1.4	0.6	
N of Valid	204	126	170	141	641	
N of Miss	0	0	0	0	0	

Table 178: If you used prescription drugs or over the counter drugs without a doctor telling you to use it or for the purpose of getting high, where did you get these drugs? -
Got from parents with permission



Response	6	8	10	12	Total	
No	99.5	100.0	100.0	98.6	99.5	
Yes	0.5	0.0	0.0	1.4	0.5	
N of Valid	204	126	170	141	641	
N of Miss	0	0	0	0	0	

Table 179: If you used prescription drugs or over the counter drugs without a doctor telling you to use it or for the purpose of getting high, where did you get these drugs? -
Got from home without permission



Response	6	8	10	12	Total	
No	99.5	98.4	97.6	97.9	98.4	
Yes	0.5	1.6	2.4	2.1	1.6	
N of Valid	204	126	170	141	641	
N of Miss	0	0	0	0	0	

Table 180: If you used prescription drugs or over the counter drugs without a doctor telling you to use it or for the purpose of getting high, where did you get these drugs? -
Got from relative with permission



Response	6	8	10	12	Total	
No	100.0	99.2	99.4	97.2	99.1	
Yes	0.0	0.8	0.6	2.8	0.9	
N of Valid	204	126	170	141	641	
N of Miss	0	0	0	0	0	

Table 181: If you used prescription drugs or over the counter drugs without a doctor telling you to use it or for the purpose of getting high, where did you get these drugs? -
Got from relative without permission



Response	6	8	10	12	Total	
No	99.5	98.4	100.0	100.0	99.5	
Yes	0.5	1.6	0.0	0.0	0.5	
N of Valid	204	126	170	141	641	
N of Miss	0	0	0	0	0	

Table 182: If you used prescription drugs or over the counter drugs without a doctor telling you to use it or for the purpose of getting high, where did you get these drugs? -
Got from friend's home with permission



Response	6	8	10	12	Total	
No	99.5	99.2	100.0	100.0	99.7	
Yes	0.5	0.8	0.0	0.0	0.3	
N of Valid	204	126	170	141	641	
N of Miss	0	0	0	0	0	

Table 183: If you used prescription drugs or over the counter drugs without a doctor telling you to use it or for the purpose of getting high, where did you get these drugs? -
Got from friend's home without permission



Response	6	8	10	12	Total	
No	100.0	98.4	98.8	99.3	99.2	
Yes	0.0	1.6	1.2	0.7	0.8	
N of Valid	204	126	170	141	641	
N of Miss	0	0	0	0	0	

Table 184: If you used prescription drugs or over the counter drugs without a doctor telling you to use it or for the purpose of getting high, where did you get these drugs? -
Got from friend at school



Response	6	8	10	12	Total	
No	100.0	99.2	100.0	97.2	99.2	
Yes	0.0	0.8	0.0	2.8	0.8	
N of Valid	204	126	170	141	641	
N of Miss	0	0	0	0	0	

Table 185: If you used prescription drugs or over the counter drugs without a doctor telling you to use it or for the purpose of getting high, where did you get these drugs? -
Got from friend at party



Response	6	8	10	12	Total	
No	100.0	99.2	100.0	99.3	99.7	
Yes	0.0	0.8	0.0	0.7	0.3	
N of Valid	204	126	170	141	641	
N of Miss	0	0	0	0	0	

Table 186: If you used prescription drugs or over the counter drugs without a doctor telling you to use it or for the purpose of getting high, where did you get these drugs? -
Got from friend, elsewhere



Response	6	8	10	12	Total	
No	100.0	96.8	98.8	96.5	98.3	
Yes	0.0	3.2	1.2	3.5	1.7	
N of Valid	204	126	170	141	641	
N of Miss	0	0	0	0	0	

Table 187: If you used prescription drugs or over the counter drugs without a doctor telling you to use it or for the purpose of getting high, where did you get these drugs? -
Got from internet sale



Response	6	8	10	12	Total	
No	99.5	100.0	100.0	100.0	99.8	
Yes	0.5	0.0	0.0	0.0	0.2	
N of Valid	204	126	170	141	641	
N of Miss	0	0	0	0	0	

Table 188: During the last month, about how many marijuana cigarettes, or the equivalent, did you smoke a day, on the average?








Response	6	8	10	12	Total	
None	100.0	94.6	89.5	90.7	94.0	
Less than 1 a day	0.0	2.7	1.4	2.5	1.5	
1 a day	0.0	0.9	2.1	0.8	0.9	
2-3 a day	0.0	0.9	3.5	0.8	1.3	
4-6 a day	0.0	0.0	1.4	3.4	1.1	
7-10 a day	0.0	0.9	0.7	0.0	0.4	
11 or more a day	0.0	0.0	1.4	1.7	0.7	
N of Valid	163	111	143	118	535	
N of Miss	41	15	27	23	106	

Table 189: How wrong do your friends feel it would be for YOU to: have one or two drinks of an alcoholic beverage nearly every day?





Response	6	8	10	12	Total	
Very wrong	84.4	65.5	45.1	40.7	60.2	
Wrong	9.4	19.1	28.5	24.6	19.9	
A little bit wrong	1.9	12.7	18.8	16.1	11.8	
Not at all wrong	4.4	2.7	7.6	18.6	8.1	
N of Valid	160	110	144	118	532	
N of Miss	44	16	26	23	109	

Table 190: How wrong do your friends feel it would be for YOU to: smoke tobacco?





Response	6	8	10	12	Total	
Very wrong	85.5	61.8	58.3	48.7	65.0	
Wrong	8.8	23.6	25.0	21.0	19.0	
A little bit wrong	1.3	10.9	11.8	15.1	9.2	
Not at all wrong	4.4	3.6	4.9	15.1	6.8	
N of Valid	159	110	144	119	532	
N of Miss	45	16	26	22	109	

Table 191: How wrong do your friends feel it would be for YOU to: smoke marijuana?





Response	6	8	10	12	Total	
Very wrong	88.7	63.1	59.0	42.4	65.0	
Wrong	6.3	18.0	14.6	20.3	14.1	
A little bit wrong	0.6	10.8	7.6	18.6	8.6	
Not at all wrong	4.4	8.1	18.8	18.6	12.2	
N of Valid	159	111	144	118	532	
N of Miss	45	15	26	23	109	

Table 192: How wrong do your friends feel it would be for YOU to: use prescription drugs not prescribed to you?





Response	6	8	10	12	Total	
Very wrong	86.7	74.5	67.4	58.0	72.5	
Wrong	6.3	12.7	16.7	21.8	13.9	
A little bit wrong	1.9	5.5	12.5	11.8	7.7	
Not at all wrong	5.1	7.3	3.5	8.4	5.8	
N of Valid	158	110	144	119	531	
N of Miss	46	16	26	22	110	

Table 193: How wrong would most adults (over 21) in your neighborhood think it is for kids your age: to use marijuana?





Response	6	8	10	12	Total	
Very wrong	89.9	78.0	68.8	64.2	75.9	
Wrong	4.4	12.8	17.4	16.7	12.4	
A little bit wrong	0.6	9.2	6.2	11.7	6.4	
Not at all wrong	5.1	0.0	7.6	7.5	5.3	
N of Valid	158	109	144	120	531	
N of Miss	46	17	26	21	110	

Table 194: How wrong would most adults (over 21) in your neighborhood think it is for kids your age: to drink alcohol?





Response	6	8	10	12	Total	
Very wrong	85.4	71.8	57.6	55.5	68.4	
Wrong	4.4	15.5	24.3	19.3	15.4	
A little bit wrong	5.1	10.0	11.1	19.3	10.9	
Not at all wrong	5.1	2.7	6.9	5.9	5.3	
N of Valid	158	110	144	119	531	
N of Miss	46	16	26	22	110	

Table 195: How wrong would most adults (over 21) in your neighborhood think it is for kids your age: to smoke cigarettes?





Response	6	8	10	12	Total	
Very wrong	86.7	70.6	65.3	52.9	70.0	
Wrong	2.5	14.7	19.4	23.5	14.3	
A little bit wrong	4.4	11.0	8.3	14.3	9.1	
Not at all wrong	6.3	3.7	6.9	9.2	6.6	
N of Valid	158	109	144	119	530	
N of Miss	46	17	26	22	111	

Table 196: How much do each of the following statements describe your neighborhood? crime and/or drug selling





Response	6	8	10	12	Total	
NO!	84.7	66.7	63.6	61.7	69.9	
no	8.0	13.9	22.1	21.7	16.2	
yes	2.7	13.0	11.4	10.8	9.1	
YES!	4.7	6.5	2.9	5.8	4.8	
N of Valid	150	108	140	120	518	
N of Miss	54	18	30	21	123	

Table 197: How much do each of the following statements describe your neighborhood? fights





Response	6	8	10	12	Total	
NO!	71.1	58.9	62.1	61.7	64.0	
no	10.7	20.6	21.4	25.8	19.2	
yes	12.1	12.1	10.7	8.3	10.9	
YES!	6.0	8.4	5.7	4.2	6.0	
N of Valid	149	107	140	120	516	
N of Miss	55	19	30	21	125	

Table 198: How much do each of the following statements describe your neighborhood? lots of empty or abandoned buildings


Response	6	8	10	12	Total	
NO!	78.9	61.3	62.9	60.0	66.5	
no	13.6	25.5	20.0	25.0	20.5	
yes	2.7	7.5	14.3	13.3	9.4	
YES!	4.8	5.7	2.9	1.7	3.7	
N of Valid	147	106	140	120	513	
N of Miss	57	20	30	21	128	

Table 199: How much do each of the following statements describe your neighborhood? lots of graffiti


Response	6	8	10	12	Total	
NO!	84.5	70.1	74.6	68.9	75.2	
no	12.2	25.2	20.3	29.4	21.1	
yes	0.7	2.8	2.9	1.7	2.0	
YES!	2.7	1.9	2.2	0.0	1.8	
N of Valid	148	107	138	119	512	
N of Miss	56	19	32	22	129	

Table 200: I feel safe in my neighborhood.

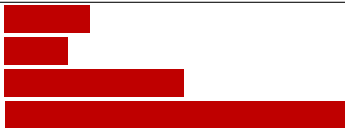
Response	6	8	10	12	Total	
NO!	18.4	9.4	5.8	10.8	11.5	
no	8.2	6.6	8.6	7.5	7.8	
yes	19.0	30.2	30.9	30.0	27.0	
YES!	54.4	53.8	54.7	51.7	53.7	
N of Valid	158	106	139	120	523	
N of Miss	46	20	31	21	118	

Table 201: If a kid smoked marijuana in your neighborhood would he or she be caught by the police?





Response	6	8	10	12	Total	
NO!	26.0	24.3	29.4	24.8	26.3	
no	13.3	29.0	39.7	47.0	31.4	
yes	21.3	23.4	21.3	12.8	19.8	
YES!	39.3	23.4	9.6	15.4	22.5	
N of Valid	150	107	136	117	510	
N of Miss	54	19	34	24	131	

Table 202: If a kid drank some beer, wine or hard liquor (for example, vodka, whiskey, or gin) in your neighborhood would he or she be caught by the police?





Response	6	8	10	12	Total	
NO!	28.0	23.4	31.1	28.2	27.9	
no	20.0	36.4	47.4	48.7	37.3	
yes	25.3	21.5	14.8	13.7	19.1	
YES!	26.7	18.7	6.7	9.4	15.7	
N of Valid	150	107	135	117	509	
N of Miss	54	19	35	24	132	

Table 203: If a kid carried a handgun in your neighborhood would he or she be caught by the police?





Response	6	8	10	12	Total	
NO!	25.8	20.8	29.6	21.4	24.8	
no	14.6	24.5	29.6	36.8	25.7	
yes	21.9	24.5	20.7	23.9	22.6	
YES!	37.7	30.2	20.0	17.9	26.9	
N of Valid	151	106	135	117	509	
N of Miss	53	20	35	24	132	

Table 204: If you wanted to get some cigarettes, how easy would it be for you to get some?


Response	6	8	10	12	Total	
Very hard	85.4	61.2	35.6	35.3	55.6	
Sort of hard	5.3	10.7	20.0	7.8	10.9	
Sort of easy	6.6	20.4	26.7	17.2	17.2	
Very easy	2.6	7.8	17.8	39.7	16.2	
N of Valid	151	103	135	116	505	
N of Miss	53	23	35	25	136	

Table 205: If you wanted to get some beer, wine or hard liquor (for example, vodka, whiskey, or gin), how easy would it be for you to get some?


Response	6	8	10	12	Total	
Very hard	81.6	59.0	31.1	31.0	52.0	
Sort of hard	7.9	9.5	20.7	10.3	12.2	
Sort of easy	5.3	14.3	20.7	21.6	15.0	
Very easy	5.3	17.1	27.4	37.1	20.9	
N of Valid	152	105	135	116	508	
N of Miss	52	21	35	25	133	

Table 206: If you wanted to get a drug like cocaine, LSD, or amphetamines, how easy would it be for you to get some?


Response	6	8	10	12	Total	
Very hard	94.7	89.3	74.8	60.3	80.4	
Sort of hard	4.0	5.8	20.0	20.7	12.5	
Sort of easy	0.7	1.9	3.0	9.5	3.6	
Very easy	0.7	2.9	2.2	9.5	3.6	
N of Valid	151	103	135	116	505	
N of Miss	53	23	35	25	136	

Table 207: If you wanted to get a handgun, how easy would it be for you to get one?





Response	6	8	10	12	Total	
Very hard	81.3	59.4	48.1	50.0	60.8	
Sort of hard	7.3	12.9	15.6	12.1	11.8	
Sort of easy	7.3	11.9	16.3	16.4	12.7	
Very easy	4.0	15.8	20.0	21.6	14.7	
N of Valid	150	101	135	116	502	
N of Miss	54	25	35	25	139	

Table 208: If you wanted to get some marijuana, how easy would it be for you to get some?





Response	6	8	10	12	Total	
Very hard	94.7	71.8	50.4	33.9	64.3	
Sort of hard	2.6	7.8	11.1	14.8	8.7	
Sort of easy	1.3	9.7	15.6	16.5	10.3	
Very easy	1.3	10.7	23.0	34.8	16.7	
N of Valid	151	103	135	115	504	
N of Miss	53	23	35	26	137	

Table 209: If you wanted to get prescription drugs for the purpose of getting high, how easy would it be for you to get some?





Response	6	8	10	12	Total	
Very hard	90.7	70.9	51.5	44.3	65.5	
Sort of hard	1.3	12.6	13.4	14.8	10.0	
Sort of easy	3.3	13.6	17.2	17.4	12.4	
Very easy	4.7	2.9	17.9	23.5	12.2	
N of Valid	150	103	134	115	502	
N of Miss	54	23	36	26	139	

Table 210: If you wanted to get synthetic marijuana such as K2 or chemical products such as bath salts to get high, how easy would it be for you to get some?


Response	6	8	10	12	Total	
Very hard	94.7	89.3	72.4	62.9	80.4	
Sort of hard	2.0	1.9	14.2	11.2	7.3	
Sort of easy	1.3	5.8	7.5	10.3	5.9	
Very easy	2.0	2.9	6.0	15.5	6.3	
N of Valid	152	103	134	116	505	
N of Miss	52	23	36	25	136	

Table 211: If you wanted to get steroids to use or to enhance athletic performance, how easy would it be for you to get some?


Response	6	8	10	12	Total	
Very hard	93.2	81.4	71.9	67.2	79.0	
Sort of hard	4.1	8.8	14.8	14.7	10.4	
Sort of easy	1.4	5.9	8.9	7.8	5.8	
Very easy	1.4	3.9	4.4	10.3	4.8	
N of Valid	147	102	135	116	500	
N of Miss	57	24	35	25	141	

Table 212: If you wanted to get e-cigarettes, e-cigars, or e-hookahs, how easy would it be for you to get some?


Response	6	8	10	12	Total	
Very hard	87.3	71.8	55.2	46.6	66.2	
Sort of hard	4.0	9.7	17.9	12.9	10.9	
Sort of easy	5.3	12.6	13.4	13.8	10.9	
Very easy	3.3	5.8	13.4	26.7	11.9	
N of Valid	150	103	134	116	503	
N of Miss	54	23	36	25	138	

Table 213: During the past 12 months, have you participated in any alcohol prevention programs or seen any alcohol prevention messages in your school or community? Yes, a school-based program focused on preventing underage drinking and/or drinking and driving.



Response	6	8	10	12	Total	
No	81.4	80.2	85.9	87.9	83.8	
Yes	18.6	19.8	14.1	12.1	16.2	
N of Valid	204	126	170	141	641	
N of Miss	0	0	0	0	0	

Table 214: During the past 12 months, have you participated in any alcohol prevention programs or seen any alcohol prevention messages in your school or community? Yes, a community-based program focused on preventing underage drinking and/or drinking and driving (for example, through your church or temple or through youth groups like Boys and Girls Club or 4-H).



Response	6	8	10	12	Total	
No	92.2	94.4	96.5	97.2	94.9	
Yes	7.8	5.6	3.5	2.8	5.1	
N of Valid	204	126	170	141	641	
N of Miss	0	0	0	0	0	

Table 215: During the past 12 months, have you participated in any alcohol prevention programs or seen any alcohol prevention messages in your school or community? Yes, a media campaign addressing underage drinking and/or drinking and driving (for example, newspaper ads, posters, pamphlets, radio, TV).



Response	6	8	10	12	Total	
No	90.2	89.7	95.3	95.0	92.5	
Yes	9.8	10.3	4.7	5.0	7.5	
N of Valid	204	126	170	141	641	
N of Miss	0	0	0	0	0	

Table 216: During the past 12 months, have you participated in any alcohol prevention programs or seen any alcohol prevention messages in your school or community? No



Response	6	8	10	12	Total	
No	55.9	44.4	44.7	36.9	46.5	
Yes	44.1	55.6	55.3	63.1	53.5	
N of Valid	204	126	170	141	641	
N of Miss	0	0	0	0	0	

Table 217: How wrong do your parents feel it would be for YOU to: have one or two drinks of an alcoholic beverage nearly every day?

Response	6	8	10	12	Total	
Very wrong	96.0	87.6	87.1	77.9	87.8	
Wrong	1.3	7.6	7.9	15.0	7.5	
A little bit wrong	1.3	2.9	2.1	4.4	2.6	
Not at all wrong	1.3	1.9	2.9	2.7	2.2	
N of Valid	151	105	140	113	509	
N of Miss	53	21	30	28	132	

Table 218: How wrong do your parents feel it would be for YOU to: smoke tobacco?

Response	6	8	10	12	Total	
Very wrong	97.4	91.5	86.3	78.9	89.0	
Wrong	0.0	4.7	9.4	14.0	6.7	
A little bit wrong	0.7	2.8	2.2	3.5	2.2	
Not at all wrong	2.0	0.9	2.2	3.5	2.2	
N of Valid	152	106	139	114	511	
N of Miss	52	20	31	27	130	

Table 219: How wrong do your parents feel it would be for YOU to: smoke marijuana?

Response	6	8	10	12	Total	
Very wrong	98.7	91.4	87.1	76.3	89.0	
Wrong	0.0	4.8	5.0	12.3	5.1	
A little bit wrong	0.0	1.9	4.3	4.4	2.5	
Not at all wrong	1.3	1.9	3.6	7.0	3.3	
N of Valid	151	105	140	114	510	
N of Miss	53	21	30	27	131	

Table 220: How wrong do your parents feel it would be for YOU to: use prescription drugs not prescribed to you?





Response	6	8	10	12	Total	
Very wrong	95.3	96.2	89.9	83.2	91.3	
Wrong	0.7	3.8	6.5	15.9	6.3	
A little bit wrong	1.3	0.0	1.4	0.9	1.0	
Not at all wrong	2.7	0.0	2.2	0.0	1.4	
N of Valid	150	106	139	113	508	
N of Miss	54	20	31	28	133	

Table 221: How wrong do your parents feel it would be for YOU to: steal something worth more than \$5?





Response	6	8	10	12	Total	
Very wrong	90.5	85.6	86.9	88.5	88.0	
Wrong	8.1	10.6	8.0	10.6	9.2	
A little bit wrong	0.0	2.9	1.5	0.9	1.2	
Not at all wrong	1.4	1.0	3.6	0.0	1.6	
N of Valid	148	104	137	113	502	
N of Miss	56	22	33	28	139	

Table 222: How wrong do your parents feel it would be for YOU to: draw graffiti, write things, or draw pictures on buildings or other property (without the owner's permission)?





Response	6	8	10	12	Total	
Very wrong	91.3	87.7	84.1	85.8	87.4	
Wrong	4.7	5.7	8.7	13.3	7.9	
A little bit wrong	2.0	4.7	5.1	0.9	3.2	
Not at all wrong	2.0	1.9	2.2	0.0	1.6	
N of Valid	149	106	138	113	506	
N of Miss	55	20	32	28	135	

Table 223: How wrong do your parents feel it would be for YOU to: pick a fight with someone?





Response	6	8	10	12	Total	
Very wrong	81.0	68.9	67.6	72.8	72.9	
Wrong	10.2	17.0	20.1	15.8	15.6	
A little bit wrong	6.1	10.4	7.2	10.5	8.3	
Not at all wrong	2.7	3.8	5.0	0.9	3.2	
N of Valid	147	106	139	114	506	
N of Miss	57	20	31	27	135	

Table 224: During the past 12 months, have you talked with at least one of your parents about the dangers of underage drinking and/or drinking and driving? By parents, we mean either your biological parents, adoptive parents, stepparents, or adult guardians - whether or not they live with you.



Response	6	8	10	12	Total	
No	48.9	41.5	59.0	60.9	53.1	
Yes	51.1	58.5	41.0	39.1	46.9	
N of Valid	137	94	134	110	475	
N of Miss	67	32	36	31	166	

Table 225: The rules in my family are clear.





Response	6	8	10	12	Total	
NO!	9.0	4.9	2.9	6.1	5.8	
no	3.4	6.9	7.4	5.3	5.6	
yes	18.6	26.5	33.8	40.4	29.4	
YES!	69.0	61.8	55.9	48.2	59.2	
N of Valid	145	102	136	114	497	
N of Miss	59	24	34	27	144	

Table 226: People in my family have serious arguments about the same things, and often insult or yell at each other.





Response	6	8	10	12	Total	
NO!	49.7	32.4	34.8	29.8	37.4	
no	26.6	39.2	34.8	42.1	35.0	
yes	14.0	16.7	20.0	19.3	17.4	
YES!	9.8	11.8	10.4	8.8	10.1	
N of Valid	143	102	135	114	494	
N of Miss	61	24	35	27	147	

Table 227: When I am not at home, one of my parents knows where I am and who I am with.





Response	6	8	10	12	Total	
NO!	10.5	4.9	3.0	4.5	5.9	
no	1.4	2.9	3.7	7.1	3.7	
yes	23.8	29.1	31.9	39.3	30.6	
YES!	64.3	63.1	61.5	49.1	59.8	
N of Valid	143	103	135	112	493	
N of Miss	61	23	35	29	148	

Table 228: My family has clear rules about alcohol and drug use.





Response	6	8	10	12	Total	
NO!	13.2	6.0	5.2	8.0	8.4	
no	2.8	6.0	8.9	9.8	6.7	
yes	11.1	20.0	29.6	37.5	24.0	
YES!	72.9	68.0	56.3	44.6	60.9	
N of Valid	144	100	135	112	491	
N of Miss	60	26	35	29	150	

Table 229: If you skipped school would you be caught by your parents?





Response	6	8	10	12	Total	
NO!	10.6	9.0	8.2	10.6	9.6	
no	4.9	17.0	14.2	19.5	13.3	
yes	16.2	18.0	28.4	38.1	24.9	
YES!	68.3	56.0	49.3	31.9	52.1	
N of Valid	142	100	134	113	489	
N of Miss	62	26	36	28	152	

Table 230: My parents ask if I've gotten my homework done.





Response	6	8	10	12	Total	
NO!	9.9	4.9	6.7	14.2	8.9	
no	6.3	10.8	16.3	26.5	14.6	
yes	20.4	28.4	29.6	36.3	28.3	
YES!	63.4	55.9	47.4	23.0	48.2	
N of Valid	142	102	135	113	492	
N of Miss	62	24	35	28	149	

Table 231: Would your parents know if you did not come home on time?





Response	6	8	10	12	Total	
NO!	8.5	6.9	5.2	8.0	7.1	
no	7.1	10.8	6.7	10.6	8.6	
yes	13.5	20.6	27.6	39.8	24.9	
YES!	70.9	61.8	60.4	41.6	59.4	
N of Valid	141	102	134	113	490	
N of Miss	63	24	36	28	151	

Table 232: Do you know how to properly dispose of leftover prescription drugs?



Response	6	8	10	12	Total	
No	75.6	67.3	63.0	52.7	65.0	
Yes	24.4	32.7	37.0	47.3	35.0	
N of Valid	131	98	127	112	468	
N of Miss	73	28	43	29	173	

Table 233: Have any of your brothers or sisters ever: drunk beer, wine or hard liquor (for example, vodka, whiskey or gin)?




Response	6	8	10	12	Total	
No	85.1	68.6	52.7	39.6	62.5	
Yes	12.8	29.4	45.0	49.5	33.4	
I don't have any brothers or sisters	2.1	2.0	2.3	10.8	4.1	
N of Valid	141	102	131	111	485	
N of Miss	63	24	39	30	156	

Table 234: Have any of your brothers or sisters ever: smoked marijuana?




Response	6	8	10	12	Total	
No	95.0	85.1	70.5	56.4	77.4	
Yes	2.9	12.9	26.5	30.9	17.8	
I don't have any brothers or sisters	2.2	2.0	3.0	12.7	4.8	
N of Valid	139	101	132	110	482	
N of Miss	65	25	38	31	159	

Table 235: Have any of your brothers or sisters ever: smoked cigarettes?




Response	6	8	10	12	Total	
No	90.7	77.8	65.9	56.9	73.5	
Yes	7.1	21.2	31.1	32.1	22.3	
I don't have any brothers or sisters	2.1	1.0	3.0	11.0	4.2	
N of Valid	140	99	132	109	480	
N of Miss	64	27	38	32	161	

Table 236: Have any of your brothers or sisters ever: taken a handgun to school?




Response	6	8	10	12	Total	
No	97.9	97.0	93.2	84.4	93.4	
Yes	0.0	1.0	4.5	4.6	2.5	
I don't have any brothers or sisters	2.1	2.0	2.3	11.0	4.1	
N of Valid	141	101	132	109	483	
N of Miss	63	25	38	32	158	

Table 237: Have any of your brothers or sisters ever: been suspended or expelled from school?




Response	6	8	10	12	Total	
No	83.7	74.7	67.9	56.4	71.3	
Yes	14.2	24.2	29.0	32.7	24.5	
I don't have any brothers or sisters	2.1	1.0	3.1	10.9	4.2	
N of Valid	141	99	131	110	481	
N of Miss	63	27	39	31	160	

Table 238: Have any of your brothers or sisters ever: used e-cigarettes, e-cigars or e-hookahs?




Response	6	8	10	12	Total	
No	95.0	88.2	77.3	70.0	83.0	
Yes	2.9	10.8	20.5	19.1	13.0	
I don't have any brothers or sisters	2.2	1.0	2.3	10.9	3.9	
N of Valid	139	102	132	110	483	
N of Miss	65	24	38	31	158	

Table 239: Have any of your brothers or sisters ever: used prescription drugs not prescribed to him/her?




Response	6	8	10	12	Total	
No	95.0	95.0	82.4	73.6	86.7	
Yes	2.8	4.0	14.5	15.5	9.1	
I don't have any brothers or sisters	2.1	1.0	3.1	10.9	4.1	
N of Valid	141	101	131	110	483	
N of Miss	63	25	39	31	158	

Table 240: Have you changed homes in the past year (the last 12 months)?



Response	6	8	10	12	Total	
No	77.1	72.0	80.2	85.0	78.7	
Yes	22.9	28.0	19.8	15.0	21.3	
N of Valid	144	100	131	113	488	
N of Miss	60	26	39	28	153	

Table 241: How many times have you changed homes since kindergarten?






Response	6	8	10	12	Total	
Never	41.3	37.9	32.1	34.5	36.5	
1 or 2 times	28.7	30.5	29.0	26.5	28.6	
3 or 4 times	17.5	17.9	19.1	16.8	17.8	
5 or 6 times	8.4	7.4	9.2	12.4	9.3	
7 or more times	4.2	6.3	10.7	9.7	7.7	
N of Valid	143	95	131	113	482	
N of Miss	61	31	39	28	159	

Table 242: Have you changed schools (including changing from elementary to middle and middle to high school) in the past year?



Response	6	8	10	12	Total	
No	65.7	76.3	75.8	80.2	74.0	
Yes	34.3	23.7	24.2	19.8	26.0	
N of Valid	140	97	132	111	480	
N of Miss	64	29	38	30	161	

Table 243: How many times have you changed schools since kindergarten (including changing from elementary to middle and middle to high school)?






Response	6	8	10	12	Total	
Never	53.1	34.7	31.1	36.3	39.5	
1 or 2 times	18.9	14.3	22.0	23.0	19.8	
3 or 4 times	18.9	38.8	21.2	22.1	24.3	
5 or 6 times	7.7	6.1	16.7	13.3	11.1	
7 or more times	1.4	6.1	9.1	5.3	5.3	
N of Valid	143	98	132	113	486	
N of Miss	61	28	38	28	155	

Table 244: Has anyone in your family ever had severe alcohol or drug problems?



Response	6	8	10	12	Total	
No	74.3	72.7	56.5	54.5	64.5	
Yes	25.7	27.3	43.5	45.5	35.5	
N of Valid	140	99	131	112	482	
N of Miss	64	27	39	29	159	

Table 245: About how many adults (over 21) have you known personally who in the past year have: used marijuana, crack, cocaine, or other drugs?






Response	6	8	10	12	Total	
0	81.2	67.0	58.0	53.1	65.3	
1	10.1	10.3	15.3	11.5	11.9	
2	3.6	9.3	7.6	9.7	7.3	
3-4	2.2	6.2	6.1	8.8	5.6	
5	2.9	7.2	13.0	16.8	9.8	
N of Valid	138	97	131	113	479	
N of Miss	66	29	39	28	162	

Table 246: About how many adults (over 21) have you known personally who in the past year have: sold or dealt drugs?






Response	6	8	10	12	Total	
0	88.5	75.8	70.2	65.8	75.6	
1	7.9	6.3	10.7	9.9	8.8	
2	2.2	9.5	4.6	9.0	5.9	
3-4	1.4	3.2	4.6	7.2	4.0	
5	0.0	5.3	9.9	8.1	5.7	
N of Valid	139	95	131	111	476	
N of Miss	65	31	39	30	165	

Table 247: About how many adults (over 21) have you known personally who in the past year have: done other things that could get them in trouble with the police, like stealing, selling stolen goods, mugging or assaulting others, etc.?






Response	6	8	10	12	Total	
0	88.1	75.0	69.5	59.3	73.7	
1	6.3	11.5	7.6	11.5	8.9	
2	2.8	3.1	9.9	8.8	6.2	
3-4	2.8	4.2	3.1	10.6	5.0	
5	0.0	6.2	9.9	9.7	6.2	
N of Valid	143	96	131	113	483	
N of Miss	61	30	39	28	158	

Table 248: About how many adults (over 21) have you known personally who in the past year have: gotten drunk or high?






Response	6	8	10	12	Total	
0	67.4	46.4	36.2	40.7	48.4	
1	17.7	14.4	16.2	12.4	15.4	
2	6.4	11.3	11.5	9.7	9.6	
3-4	3.5	9.3	9.2	10.6	7.9	
5	5.0	18.6	26.9	26.5	18.7	
N of Valid	141	97	130	113	481	
N of Miss	63	29	40	28	160	

Table 249: Have you seen or heard information about underage drinking in the past 12 months from the following sources? Radio



Response	6	8	10	12	Total	
No	62.5	56.5	58.5	52.5	57.8	
Yes	37.5	43.5	41.5	47.5	42.2	
N of Valid	144	108	135	118	505	
N of Miss	60	18	35	23	136	

Table 250: Have you seen or heard information about underage drinking in the past 12 months from the following sources? TV.



Response	6	8	10	12	Total	
No	43.2	32.1	26.7	38.7	35.3	
Yes	56.8	67.9	73.3	61.3	64.7	
N of Valid	139	106	135	119	499	
N of Miss	65	20	35	22	142	

Table 251: Have you seen or heard information about underage drinking in the past 12 months from the following sources? Print. This includes information on underage drinking you may have seen in the newspaper, on a billboard, in pamphlets, on stickers, etc.



Response	6	8	10	12	Total	
No	64.1	55.7	51.5	59.3	57.8	
Yes	35.9	44.3	48.5	40.7	42.2	
N of Valid	142	106	136	118	502	
N of Miss	62	20	34	23	139	

Table 252: Have you seen or heard information about underage drinking in the past 12 months from the following sources? Website or social media? (Facebook, Myspace, website, etc.)



Response	6	8	10	12	Total	
No	59.0	37.4	38.2	48.3	46.2	
Yes	41.0	62.6	61.8	51.7	53.8	
N of Valid	139	107	136	118	500	
N of Miss	65	19	34	23	141	

Table 253: The next questions ask about your opinions of the information you saw or heard. If you have seen or heard more than one ad, please think about your favorite ad when answering these questions. The information about underage drinking that I saw or heard was convincing.






Response	6	8	10	12	Total	
NO!	35.3	29.1	13.9	23.9	25.4	
no	11.0	11.7	20.4	22.2	16.4	
yes	16.2	23.3	34.3	29.9	26.0	
YES!	16.9	15.5	16.1	11.1	15.0	
I have not seen or heard any ads about underage drinking in the past 12 months.	20.6	20.4	15.3	12.8	17.2	
N of Valid	136	103	137	117	493	
N of Miss	68	23	33	24	148	

Table 254: The next questions ask about your opinions of the information you saw or heard. If you have seen or heard more than one ad, please think about your favorite ad when answering these questions. The information about underage drinking that I saw or heard grabbed my attention.






Response	6	8	10	12	Total	
NO!	33.1	25.7	11.8	23.1	23.3	
no	16.9	17.1	22.8	23.1	20.0	
yes	11.8	26.7	28.7	29.1	23.7	
YES!	16.2	17.1	19.9	12.0	16.4	
I have not seen or heard any ads about underage drinking in the past 12 months.	22.1	13.3	16.9	12.8	16.6	
N of Valid	136	105	136	117	494	
N of Miss	68	21	34	24	147	

Table 255: The next questions ask about your opinions of the information you saw or heard. If you have seen or heard more than one ad, please think about your favorite ad when answering these questions. The information about underage drinking that I saw or heard said something important to me.






Response	6	8	10	12	Total	
NO!	32.6	26.9	11.7	21.6	22.9	
no	11.4	16.3	24.1	29.3	20.2	
yes	16.7	25.0	25.5	21.6	22.1	
YES!	15.9	15.4	21.9	13.8	17.0	
I have not seen or heard any ads about underage drinking in the past 12 months.	23.5	16.3	16.8	13.8	17.8	
N of Valid	132	104	137	116	489	
N of Miss	72	22	33	25	152	

Table 256: The next questions ask about your opinions of the information you saw or heard. If you have seen or heard more than one ad, please think about your favorite ad when answering these questions. Seeing or hearing this information about underage drinking made me want to stop or decrease my drinking.










Response	6	8	10	12	Total	
NO!	34.6	29.0	16.4	26.3	26.3	
no	11.0	10.0	18.7	21.9	15.6	
yes	7.9	14.0	21.6	21.9	16.4	
YES!	18.1	15.0	18.7	14.0	16.6	
I have not seen or heard any ads about underage drinking in the past 12 months.	28.3	32.0	24.6	15.8	25.1	
N of Valid	127	100	134	114	475	
N of Miss	77	26	36	27	166	

Table 257: How honest were you in filling out this survey?

Response	6	8	10	12	Total	
I was very honest	87.1	68.2	82.6	74.4	78.9	
I was honest pretty much of the time	9.3	28.0	12.3	19.8	16.6	
I was honest some of the time	2.9	2.8	5.1	3.3	3.6	
I was honest once in a while	0.7	0.9	0.0	2.5	1.0	
I was not honest at all	0.0	0.0	0.0	0.0	0.0	
N of Valid	140	107	138	121	506	
N of Miss	64	19	32	20	135	