

# 2013 APNA

Arkansas Prevention Needs Assessment Student Survey



Pope County Tables

Arkansas Department of Human Services  
Division of Behavioral Health Services  
Prevention Services

Conducted by International Survey Associates dba Pride Surveys



## Contents

1	INTRODUCTION	10
2	PERCENTAGE TABLES	15

## List of Tables

1	Sex	16
2	Age	16
3	Are you Hispanic or Latino?	16
4	What is your race? Black or African American	17
5	What is your race? Asian	17
6	What is your race? American Indian	17
7	What is your race? Alaska Native	17
8	What is your race? White	18
9	What is your race? Native Hawaiian or Other Pacific Islander	18
10	What is your race? Other	18
11	What is the highest level of schooling completed by your mother or father?	19
12	Think of where you live most of the time. Which of the following people live there with you? Mother	19
13	Think of where you live most of the time. Which of the following people live there with you? Stepmother	19
14	Think of where you live most of the time. Which of the following people live there with you? Foster Mother	20
15	Think of where you live most of the time. Which of the following people live there with you? Grandmother	20
16	Think of where you live most of the time. Which of the following people live there with you? Aunt	20
17	Think of where you live most of the time. Which of the following people live there with you? Father	20
18	Think of where you live most of the time. Which of the following people live there with you? Stepfather	21
19	Think of where you live most of the time. Which of the following people live there with you? Foster Father	21
20	Think of where you live most of the time. Which of the following people live there with you? Grandfather	21
21	Think of where you live most of the time. Which of the following people live there with you? Uncle	21
22	Think of where you live most of the time. Which of the following people live there with you? Other Adults	22
23	Think of where you live most of the time. Which of the following people live there with you? Brother(s)	22
24	Think of where you live most of the time. Which of the following people live there with you? Stepbrother(s)	22
25	Think of where you live most of the time. Which of the following people live there with you? Sister(s)	22
26	Think of where you live most of the time. Which of the following people live there with you? Stepsister(s)	23

27	Think of where you live most of the time. Which of the following people live there with you? Other Children . . . . .	23
28	In my school, students have lots of chances to help decide things like class activities and rules. . . . .	23
29	Teachers ask me to work on special classroom projects. . . . .	23
30	My teacher(s) notices when I am doing a good job and lets me know about it. . . . .	24
31	There are lots of chances for students in my school to get involved in sports, clubs, and other school activities outside of class. . . . .	24
32	There are lots of chances for students in my school to talk with a teacher one-on-one. . . . .	24
33	I feel safe at my school. . . . .	25
34	The school lets my parents know when I have done something well. . . . .	25
35	My teachers praise me when I work hard in school. . . . .	25
36	Are your school grades better than the grades of most students in your class? . . . . .	26
37	I have lots of chances to be part of class discussions or activities. . . . .	26
38	Now thinking back over the past year in school, how often did you: enjoy being in school? . . . . .	26
39	Now thinking back over the past year in school, how often did you: hate being in school? . . . . .	27
40	Now thinking back over the past year in school, how often did you: try to do your best work in school? . . . . .	27
41	How often do you feel that the school work you are assigned is meaningful and important? . . . . .	27
42	Putting them all together, what were your grades like last year? . . . . .	28
43	How important do you think the things you are learning in school are going to be for your later life? . . . . .	28
44	How interesting are most of your courses to you? . . . . .	28
45	During the LAST FOUR WEEKS how many whole days of school have you missed because you skipped or 'cut'? . . . . .	29
46	What are the chances you would be seen as cool if you: smoked cigarettes? . . . . .	29
47	What are the chances you would be seen as cool if you: worked hard at school? . . . . .	29
48	What are the chances you would be seen as cool if you: began drinking alcoholic beverages regularly, that is, at least once or twice a month? . . . . .	30
49	What are the chances you would be seen as cool if you: defended someone who was being verbally abused at school? . . . . .	30
50	What are the chances you would be seen as cool if you: smoked marijuana? . . . . .	30
51	What are the chances you would be seen as cool if you: carried a handgun? . . . . .	31

52	Think of your four best friends (the friends you feel closest to). In the past year (12 months), how many of your best friends have: participated in clubs, organizations or activities at school? . . . . .	31
53	Think of your four best friends (the friends you feel closest to). In the past year (12 months), how many of your best friends have: smoked cigarettes? . . . . .	31
54	Think of your four best friends (the friends you feel closest to). In the past year (12 months), how many of your best friends have: tried beer, wine or hard liquor (for example, vodka, whiskey, or gin) when their parents didn't know about it? . . . . .	32
55	Think of your four best friends (the friends you feel closest to). In the past year (12 months), how many of your best friends have: made a commitment to stay drug-free? . . . . .	32
56	Think of your four best friends (the friends you feel closest to). In the past year (12 months), how many of your best friends have: used marijuana? . . . . .	32
57	Think of your four best friends (the friends you feel closest to). In the past year (12 months), how many of your best friends have: used prescription drugs or non-prescription drugs for the purposes of getting high? . . . . .	33
58	Think of your four best friends (the friends you feel closest to). In the past year (12 months), how many of your best friends have: used synthetic marijuana (K2, spice) or bath salts? . . . . .	33
59	Think of your four best friends (the friends you feel closest to). In the past year (12 months), how many of your best friends have: used LSD, cocaine, amphetamines, or other illegal drugs? . . . . .	33
60	Think of your four best friends (the friends you feel closest to). In the past year (12 months), how many of your best friends have: tried to do well in school? . . . . .	34
61	Think of your four best friends (the friends you feel closest to). In the past year (12 months), how many of your best friends have: been suspended from school? . . . . .	34
62	Think of your four best friends (the friends you feel closest to). In the past year (12 months), how many of your best friends have: liked school? . . . . .	34
63	Think of your four best friends (the friends you feel closest to). In the past year (12 months), how many of your best friends have: carried a handgun? . . . . .	35
64	Think of your four best friends (the friends you feel closest to). In the past year (12 months), how many of your best friends have: sold illegal drugs? . . . . .	35
65	Think of your four best friends (the friends you feel closest to). In the past year (12 months), how many of your best friends have: regularly attended religious services? . . . . .	35

66	Think of your four best friends (the friends you feel closest to). In the past year (12 months), how many of your best friends have: stolen or tried to steal a motor vehicle such as a car or motorcycle?	36
67	Think of your four best friends (the friends you feel closest to). In the past year (12 months), how many of your best friends have: been arrested?	36
68	Think of your four best friends (the friends you feel closest to). In the past year (12 months), how many of your best friends have: dropped out of school?	36
69	Think of your four best friends (the friends you feel closest to). In the past year (12 months), how many of your best friends have: been members of a gang?	37
70	How old were you when you first: smoked marijuana?	37
71	How old were you when you first: smoked a cigarette, even just a puff?	38
72	How old were you when you first: had more than a sip or two of beer, wine or hard liquor (for example, vodka, whiskey, or gin)?	38
73	How old were you when you first: began drinking alcoholic beverages regularly, that is, at least once or twice a month?	39
74	How old were you when you first: used Daztrex?	39
75	How old were you when you first: got suspended from school?	40
76	How old were you when you first: got arrested?	40
77	How old were you when you first: carried a handgun?	41
78	How old were you when you first: attacked someone with the idea of seriously hurting them?	41
79	How old were you when you first: belonged to a gang?	42
80	How wrong do you think it is for someone your age to: take a handgun to school?	42
81	How wrong do you think it is for someone your age to: steal anything worth more than \$5?	42
82	How wrong do you think it is for someone your age to: pick a fight with someone?	43
83	How wrong do you think it is for someone your age to: attack someone with the idea of seriously hurting them?	43
84	How wrong do you think it is for someone your age to: stay away from school all day when their parents think they are at school?	43
85	How wrong do you think it is for someone your age to: drink beer, wine or hard liquor (for example, vodka, whiskey, or gin) regularly?	44
86	How wrong do you think it is for someone your age to: smoke cigarettes?	44
87	How wrong do you think it is for someone your age to: smoke marijuana?	44
88	How wrong do you think it is for someone your age to: use prescription drugs or non-prescription drugs for the purpose of getting high?	45

89	How wrong do you think it is for someone your age to: use synthetic marijuana (K2, spice) or bath salts?	45
90	How wrong do you think it is for someone your age to: use LSD, cocaine, amphetamines or another illegal drug?	45
91	At school during the past 12 months, did you receive help from the resource teacher, speech therapist or other special education teacher?	46
92	How many times in the past year (12 months) have you: been suspended from school?	46
93	How many times in the past year (12 months) have you: carried a handgun?	46
94	How many times in the past year (12 months) have you: sold illegal drugs?	47
95	How many times in the past year (12 months) have you: stolen or tried to steal a motor vehicle such as a car or motorcycle?	47
96	How many times in the past year (12 months) have you: participated in clubs, organizations or activities at school?	48
97	How many times in the past year (12 months) have you: been arrested?	48
98	How many times in the past year (12 months) have you: attacked someone with the idea of seriously hurting them?	49
99	How many times in the past year (12 months) have you: been drunk or high at school?	49
100	How many times in the past year (12 months) have you: taken a handgun to school?	50
101	Are you currently on probation, or assigned a probation officer with Juvenile Court?	50
102	Have you ever belonged to a gang?	50
103	If you have ever belonged to a gang, did that gang have a name?	51
104	You are at a party at someone's house, and one of your friends offers you a drink containing alcohol. What would you say or do?	51
105	How often do you attend religious services or activities?	51
106	I think sometimes it's okay to cheat at school.	52
107	It is important to think before you act.	52
108	Sometimes I think that life is not worth it.	52
109	At times I think I am no good at all.	53
110	All in all, I am inclined to think that I am a failure.	53
111	In the past year, have you felt depressed or sad MOST days, even if you felt okay sometimes?	53
112	It is all right to beat up people if they start the fight.	54
113	I think it is okay to take something without asking if you can get away with it.	54
114	Where do you get the most information about living a drug and alcohol free life? Parents/guardians	54
115	Where do you get the most information about living a drug and alcohol free life? Friends	55

116	Where do you get the most information about living a drug and alcohol free life? Family members . . . . .	55
117	Where do you get the most information about living a drug and alcohol free life? School . . . . .	55
118	Where do you get the most information about living a drug and alcohol free life? Internet . . . . .	56
119	Where do you get the most information about living a drug and alcohol free life? TV . . . . .	56
120	Where do you get the most information about living a drug and alcohol free life? Social media . . . . .	56
121	How much do you think people risk harming themselves (physically or in other ways) if they: smoked one or more packs of cigarettes per day? . . . . .	57
122	How much do you think people risk harming themselves (physically or in other ways) if they: try marijuana once or twice? . . . . .	57
123	How much do you think people risk harming themselves (physically or in other ways) if they: smoke marijuana once or twice a week? . . . . .	57
124	How much do you think people risk harming themselves (physically or in other ways) if they: take one or two drinks of an alcoholic beverage (beer, wine, liquor) nearly every day? . . . . .	58
125	How much do you think people risk harming themselves (physically or in other ways) if they: have five or more drinks of an alcoholic beverage once or twice each weekend? . . . . .	58
126	How much do you think people risk harming themselves (physically or in other ways) if they: use prescription drugs that are not prescribed to them? . . . . .	58
127	How much do you think people risk harming themselves (physically or in other ways) if they: use non-prescription drugs to get high? . . . . .	59
128	Have you ever used smokeless tobacco (chew, snuff, plug, dipping tobacco, or chewing tobacco)? . . . . .	59
129	How often have you taken smokeless tobacco during the past 30 days? . . . . .	59
130	Have you ever smoked cigarettes? . . . . .	60
131	How frequently have you smoked cigarettes during the past 30 days? . . . . .	60
132	Which statement best describes rules about smoking inside your home? . . . . .	60
133	Which statement best describes rules about smoking in your family cars? . . . . .	61
134	During this school year, were you taught in any of your classes about the dangers of tobacco use? . . . . .	61
135	During the past 12 months, have you participated in any community activities to discourage people your age from using cigarettes, chewing tobacco, snuff, dip or cigars? . . . . .	61
136	Think back over the last two weeks. How many times have you had five or more alcoholic drinks in a row? . . . . .	62

137	During the past 30 days, how many times did you ride in a car or other vehicle driven by someone who had been drinking alcohol or using drugs to get high? . . . . .	62
138	During the past 30 days, how many times did you drive a car or other vehicle when you had been drinking alcohol or using drugs to get high? . . . . .	62
139	If you drank alcohol (not just a sip or taste) in the past year, how did you usually get it? . . . . .	63
140	If you drank alcohol (not just a sip or taste) in the past year, where did you usually drink it? . . . . .	63
141	How do you feel about someone your age having one or two drinks of an alcoholic beverage nearly every day? . . . . .	64
142	On how many occasions have you had alcoholic beverages (beer, wine or hard liquor) to drink in your lifetime - more than just a few sips? . . . . .	64
143	On how many occasions have you drunk one of more drinks of an alcoholic beverage during the past 30 days? . . . . .	64
144	On how many occasions have you used marijuana (grass, pot) or hashish (hash, hash oil) in your lifetime? . . . . .	65
145	On how many occasions have you used marijuana (grass, pot) or hashish (hash, hash oil) during the past 30 days? . . . . .	65
146	On how many occasions have you used LSD or other psychedelics in your lifetime? . . . . .	65
147	On how many occasions have you used LSD or other psychedelics during the past 30 days? . . . . .	66
148	On how many occasions have you used cocaine or crack in your lifetime? . . . . .	66
149	On how many occasions have you used cocaine or crack during the past 30 days? . . . . .	66
150	On how many occasions have you sniffed glue, breathed the contents of an aerosol spray can, or inhaled other gases or sprays, in order to get high in your lifetime? . . . . .	67
151	On how many occasions have you sniffed glue, breathed the contents of an aerosol spray can, or inhaled other gases or sprays, in order to get high during the past 30 days? . . . . .	67
152	On how many occasions have you used Daztrex in your lifetime? . . . . .	68
153	On how many occasions have you used Daztrex during the past 30 days? . . . . .	68
154	On how many occasions have you used synthetic marijuana in your lifetime? . . . . .	68
155	On how many occasions have you used synthetic marijuana during the past 30 days? . . . . .	69
156	On how many occasions have you used methamphetamines (meth, speed, crank, crystal meth) in your lifetime? . . . . .	69



157	On how many occasions have you used methamphetamines (meth, speed, crank, crystal meth) in the past 30 days? . . . . .	69
158	On how many occasions have you used other chemical products (bath salts, plant food, etc.) in your lifetime? . . . . .	70
159	On how many occasions have you used other chemical products (bath salts, plant food, etc.) during the past 30 days? . . . . .	70
160	On how many occasions have you used heroin or other opiates in your lifetime? . . . . .	70
161	On how many occasions have you used heroin or other opiates during the past 30 days? . . . . .	71
162	On how many occasions have you used MDMA ('X', 'E', or ecstasy) in your lifetime? . . . . .	71
163	On how many occasions have you used MDMA ('X', 'E', or ecstasy) during the past 30 days? . . . . .	71
164	On how many occasions have you taken prescription drugs (such as Valium, Xanax, Ritalin, Adderall, OxyContin, Darvocet, or sleeping pills) not prescribed to you in your lifetime? . . . . .	72
165	On how many occasions have you taken prescription drugs (such as Valium, Xanax, Ritalin, Adderall, OxyContin, Darvocet, or sleeping pills) not prescribed to you during the past 30 days? . . . . .	72
166	On how many occasions have you taken non-prescription medicines such as diet pills (for example, Dietac, Dexatrim or Prolamine), stay-awake pills (for example No-Doz, Vivarin, or Wake), or cough or cold medicines (robos, DXM, etc.) to get high in your lifetime? . . . . .	73
167	On how many occasions have you taken non-prescription medicines such as diet pills (for example, Dietac, Dexatrim or Prolamine), stay-awake pills (for example No-Doz, Vivarin, or Wake), or cough or cold medicines (robos, DXM, etc.) to get high during the past 30 days? . . . . .	73
168	On how many occasions have you been drunk or very high from drinking alcoholic beverages during the past 30 days? . . . . .	74
169	On how many occasions have you drunk flavored alcoholic beverages, sometimes called 'alcopops' (like Mike's Hard Lemonade, Smirnoff Ice, Bacardi Breezers, etc.) in your lifetime? . . . . .	74
170	On how many occasions have you drunk flavored alcoholic beverages, sometimes called 'alcopops' (like Mike's Hard Lemonade, Smirnoff Ice, Bacardi Breezers, etc.) during the past 30 days? . . . . .	75
171	If you used prescription drugs or over the counter drugs without a doctor telling you to use it or for the purpose of getting high, where did you get these drugs? . . . . .	75
172	During the last month, about how many marijuana cigarettes, or the equivalent, did you smoke a day, on the average? . . . . .	76
173	How wrong do your friends feel it would be for YOU to: drink alcohol? . . . . .	76
174	How wrong do your friends feel it would be for YOU to: smoke tobacco? . . . . .	76

175	How wrong do your friends feel it would be for YOU to: smoke marijuana? . . . . .	77
176	How wrong do your friends feel it would be for YOU to: use prescription drugs not prescribed to you . . . . .	77
177	How wrong would most adults (over 21) in your neighborhood think it is for kids your age: to use marijuana? . . . . .	77
178	How wrong would most adults (over 21) in your neighborhood think it is for kids your age: to drink alcohol? . . . . .	78
179	How wrong would most adults (over 21) in your neighborhood think it is for kids your age: to smoke cigarettes? . . . . .	78
180	How much do each of the following statements describe your neighborhood? crime and/or drug selling . . . . .	78
181	How much do each of the following statements describe your neighborhood? fights . . . . .	79
182	How much do each of the following statements describe your neighborhood? lots of empty or abandoned buildings . . . . .	79
183	How much do each of the following statements describe your neighborhood? lots of graffiti . . . . .	79
184	I feel safe in my neighborhood. . . . .	80
185	If a kid smoked marijuana in your neighborhood would he or she be caught by the police? . . . . .	80
186	If a kid drank some beer, wine or hard liquor (for example, vodka, whiskey, or gin) in your neighborhood would he or she be caught by the police? . . . . .	80
187	If a kid carried a handgun in your neighborhood would he or she be caught by the police? . . . . .	81
188	If you wanted to get some cigarettes, how easy would it be for you to get some? . . . . .	81
189	If you wanted to get some beer, wine or hard liquor (for example, vodka, whiskey, or gin), how easy would it be for you to get some? . . . . .	81
190	If you wanted to get a drug like cocaine, LSD, or amphetamines, how easy would it be for you to get some? . . . . .	82
191	If you wanted to get a handgun, how easy would it be for you to get one? . . . . .	82
192	If you wanted to get some marijuana, how easy would it be for you to get some? . . . . .	82
193	If you wanted to get prescription drugs for the purpose of getting high, how easy would it be for you to get some? . . . . .	83
194	If you wanted to get synthetic marijuana such as K2 or chemical products such as bath salts to get high, how easy would it be for you to get some? . . . . .	83
195	If you wanted to get steroids to enhance athletic performance, how easy would it be for you to get some? . . . . .	83

196	During the past 12 months, have you participated in any alcohol prevention programs or seen any alcohol prevention messages in your school or community? Yes, a school-based program focused on preventing underage drinking and/or drinking and driving. . . .	84
197	During the past 12 months, have you participated in any alcohol prevention programs or seen any alcohol prevention messages in your school or community? Yes, a community-based program focused on preventing underage drinking and/or drinking and driving (for example, through your church or temple or through youth groups like Boys and Girls Club or 4-H). . . .	84
198	During the past 12 months, have you participated in any alcohol prevention programs or seen any alcohol prevention messages in your school or community? Yes, a media campaign addressing underage drinking and/or drinking and driving (for example, newspaper ads, posters, pamphlets, radio, TV). . . .	84
199	During the past 12 months, have you participated in any alcohol prevention programs or seen any alcohol prevention messages in your school or community? No . . . .	84
200	How wrong do your parents feel it would be for YOU to: drink beer, wine or hard liquor (for example, vodka, whiskey or gin) regularly? .	85
201	How wrong do your parents feel it would be for YOU to: smoke tobacco? . . . .	85
202	How wrong do your parents feel it would be for YOU to: smoke marijuana? . . . .	85
203	How wrong do your parents feel it would be for YOU to: use prescription drugs not prescribed to you? . . . .	86
204	How wrong do your parents feel it would be for YOU to: steal something worth more than \$5? . . . .	86
205	How wrong do your parents feel it would be for YOU to: draw graffiti, write things, or draw pictures on buildings or other property (without the owner's permission)? . . . .	86
206	How wrong do your parents feel it would be for YOU to: pick a fight with someone? . . . .	87
207	During the past 12 months, have you talked with at least one of your parents about the dangers of underage drinking and/or drinking and driving? By parents, we mean either your biological parents, adoptive parents, stepparents, or adult guardians - whether or not they live with you. . . .	87
208	The rules in my family are clear. . . .	87
209	People in my family often insult or yell at each other. . . .	88
210	When I am not at home, one of my parents knows where I am and who I am with. . . .	88
211	We argue about the same things in my family over and over. . . .	88

212	If you drank some beer or wine or liquor (for example, vodka, whiskey, or gin) without your parents' permission, would you be caught by your parents? . . . .	89
213	My family has clear rules about alcohol and drug use. . . .	89
214	If you carried a handgun without your parents' permission, would you be caught by your parents? . . . .	89
215	If you skipped school would you be caught by your parents? . . . .	90
216	My parents ask if I've gotten my homework done. . . .	90
217	People in my family have serious arguments. . . .	90
218	Would your parents know if you did not come home on time? . . . .	91
219	Have any of your brothers or sisters ever: drunk beer, wine or hard liquor (for example, vodka, whiskey or gin)? . . . .	91
220	Have any of your brothers or sisters ever: smoked marijuana? . . . .	91
221	Have any of your brothers or sisters ever: smoked cigarettes? . . . .	91
222	Have any of your brothers or sisters ever: taken a handgun to school? .	92
223	Have any of your brothers or sisters ever: been suspended or expelled from school? . . . .	92
224	Have you changed homes in the past year (the last 12 months)? . . .	92
225	How many times have you changed homes since kindergarten? . . . .	92
226	Have you changed schools (including changing from elementary to middle and middle to high school) in the past year? . . . .	93
227	How many times have you changed schools since kindergarten (including changing from elementary to middle and middle to high school)? . . . .	93
228	Has anyone in your family ever had severe alcohol or drug problems? .	93
229	About how many adults (over 21) have you known personally who in the past year have: used marijuana, crack, cocaine, or other drugs? .	94
230	About how many adults (over 21) have you known personally who in the past year have: sold or dealt drugs? . . . .	94
231	About how many adults (over 21) have you known personally who in the past year have: done other things that could get them in trouble with the police, like stealing, selling stolen goods, mugging or assaulting others, etc.? . . . .	94
232	About how many adults (over 21) have you known personally who in the past year have: gotten drunk or high? . . . .	95
233	Have you seen or heard information about underage drinking in the past 12 months from the following sources? Radio . . . .	95
234	Have you seen or heard information about underage drinking in the past 12 months from the following sources? TV. . . .	95
235	Have you seen or heard information about underage drinking in the past 12 months from the following sources? Print. This includes information on underage drinking you may have seen in the newspaper, on a billboard, in pamphlets, on stickers, etc. . . .	95



236	Have you seen or heard information about underage drinking in the past 12 months from the following sources? Website or social media? (Facebook, Myspace, website, etc.) . . . . .	96
237	The next questions ask about your opinions of the information you saw or heard. If you have seen or heard more than one ad, please think about your favorite ad when answering these questions. The information about underage drinking that I saw or heard was convincing. . . . .	96
238	The next questions ask about your opinions of the information you saw or heard. If you have seen or heard more than one ad, please think about your favorite ad when answering these questions. The information about underage drinking that I saw or heard grabbed my attention. . . . .	96
239	The next questions ask about your opinions of the information you saw or heard. If you have seen or heard more than one ad, please think about your favorite ad when answering these questions. The information about underage drinking that I saw or heard said something important to me. . . . .	97
240	The next questions ask about your opinions of the information you saw or heard. If you have seen or heard more than one ad, please think about your favorite ad when answering these questions. Seeing or hearing this information about underage drinking made me want to stop or decrease my drinking. . . . .	97
241	How honest were you in filling out this survey? . . . . .	97

## List of Figures

1	Grade Chart . . . . .	11
2	Gender Chart . . . . .	12
3	Age Chart . . . . .	13
4	Ethnic Origin Chart . . . . .	14

# 1 INTRODUCTION

This report was generated from data collected on the *2013 Arkansas Prevention Needs Assessment Student Survey*. This report contains basic frequency tables of all data collected and graphs on the selected demographic variables of grade, gender, age and ethnic origin. The graph on ethnic origin is represented as a bar chart rather than as a pie chart. This is because students were allowed to mark more than one response for ethnic origin as opposed to being allowed to mark only one response. The bars represent the percent of students who marked each of the ethnic categories.

Questions regarding the information found in this report can be directed to:

**Pride Surveys**

160 Vanderbilt Court  
Bowling Green, KY 42103  
1-800-279-6361  
[www.pridesurveys.com](http://www.pridesurveys.com)

# Grade Chart

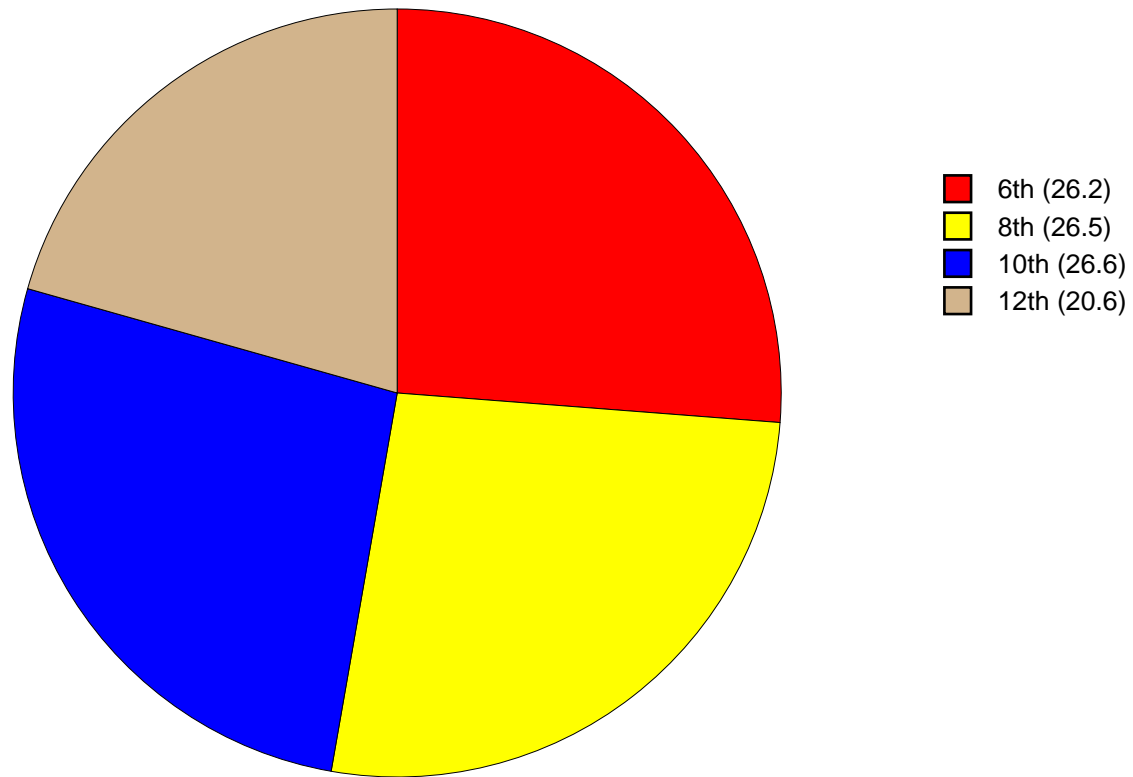


Figure 1: Grade Chart

## Gender Chart

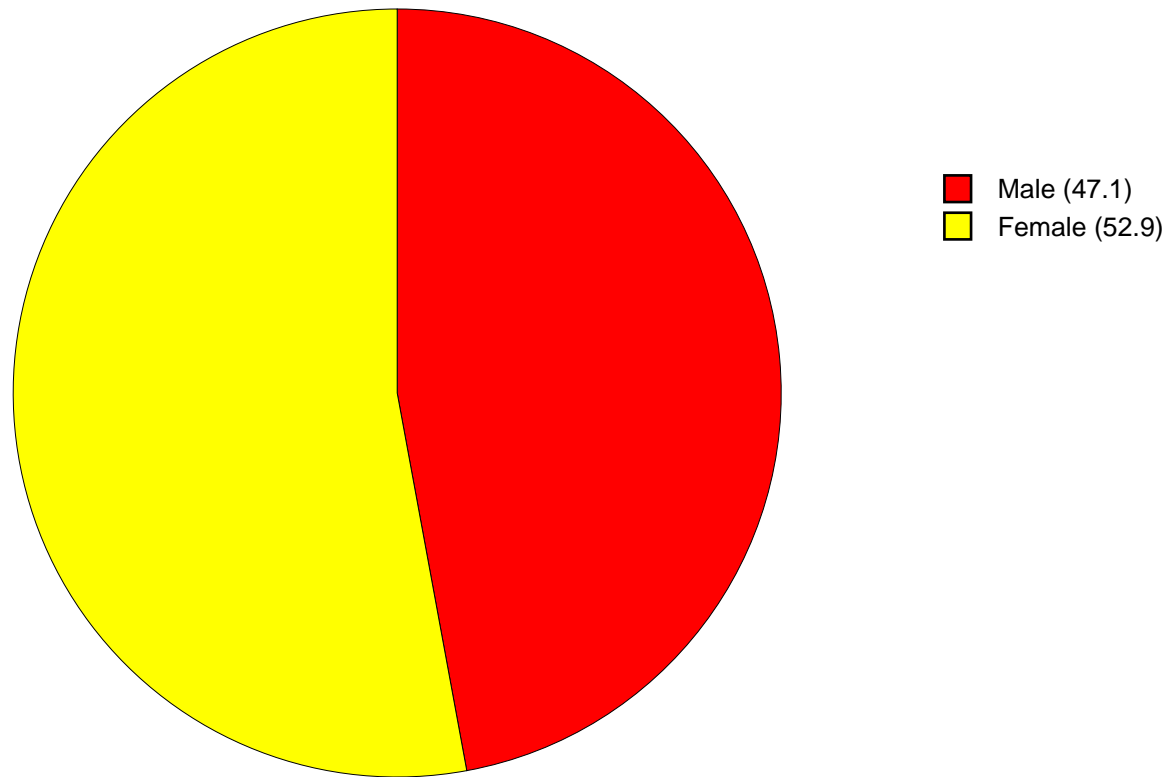


Figure 2: Gender Chart

# Age Chart

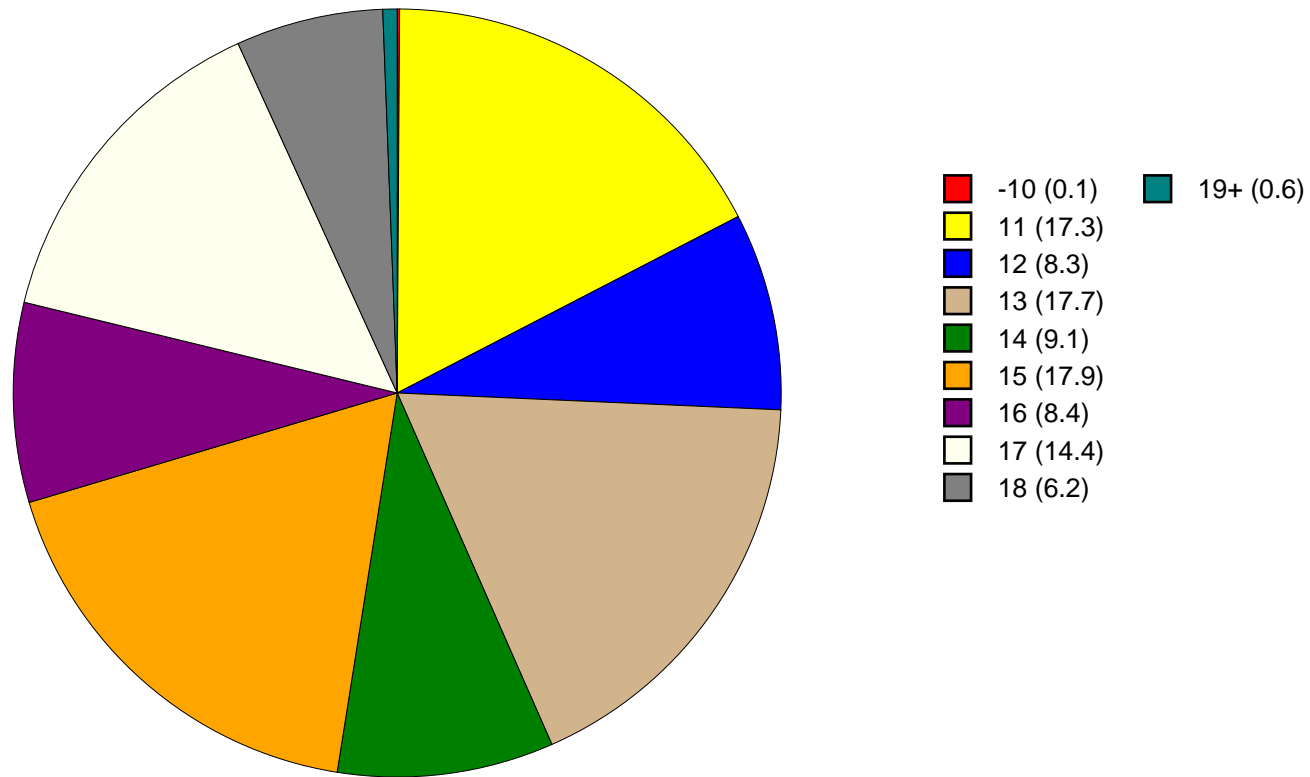


Figure 3: Age Chart

# Ethnic Origin Chart

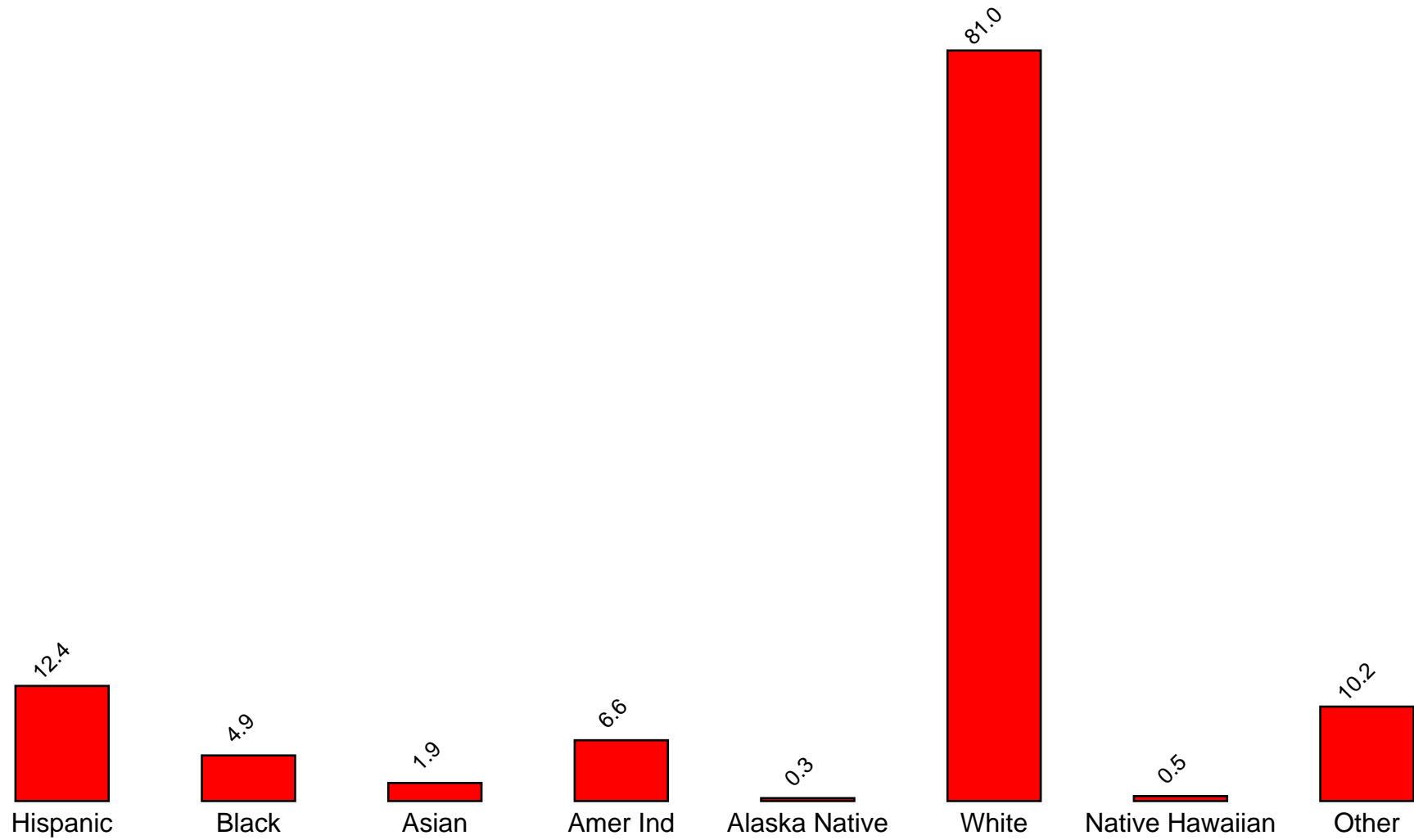


Figure 4: Ethnic Origin Chart



## 2 PERCENTAGE TABLES

The following tables contain frequency distribution detailing how your students responded to each question on the survey. The tables appear in the same order as the questions on the survey. The tables include breakdowns by grade level as well as overall percentages. The *N of Valid* row is a frequency count of the number of valid responses to each question for each grade and overall. The *N of Miss* row is a frequency count of the number of invalid (marked more than one response) or missing (i.e. did not respond) responses to each question for each grade and overall.

For the questions that allowed more than one response (i.e. race, live with, etc.) each response becomes a separate table. If a student did not mark the response, that was counted as a NO response, and if they did mark the response, that was counted as a YES response. Since a non response is a valid response for these questions, the *N of Miss* will always be zero for these questions.

Table 1: Sex

Response	6	8	10	12	Total	
Male	53.1	45.3	45.8	43.7	47.1	
Female	46.9	54.7	54.2	56.3	52.9	
N of Valid	590	598	598	465	2251	
N of Miss	2	0	3	1	6	

Table 2: Age

Response	6	8	10	12	Total	
10 or younger	0.3	0.0	0.0	0.0	0.1	
11	66.2	0.0	0.0	0.0	17.3	
12	31.6	0.0	0.0	0.0	8.3	
13	1.7	65.2	0.0	0.0	17.7	
14	0.2	33.5	0.5	0.0	9.1	
15	0.0	1.3	65.9	0.0	17.9	
16	0.0	0.0	30.9	0.9	8.4	
17	0.0	0.0	2.7	66.4	14.4	
18	0.0	0.0	0.0	30.0	6.2	
19 or older	0.0	0.0	0.0	2.8	0.6	
N of Valid	589	597	601	464	2251	
N of Miss	3	1	0	2	6	

Table 3: Are you Hispanic or Latino?

Response	6	8	10	12	Total	
No	87.2	85.0	88.5	90.1	87.6	
Yes	12.8	15.0	11.5	9.9	12.4	
N of Valid	563	593	593	465	2214	
N of Miss	29	5	8	1	43	

Table 4: What is your race? Black or African American



Response	6	8	10	12	Total	
No	95.1	95.8	94.3	95.1	95.1	
Yes	4.9	4.2	5.7	4.9	4.9	
N of Valid	592	598	601	466	2257	
N of Miss	0	0	0	0	0	

Table 5: What is your race? Asian



Response	6	8	10	12	Total	
No	98.0	98.8	97.5	97.9	98.1	
Yes	2.0	1.2	2.5	2.1	1.9	
N of Valid	592	598	601	466	2257	
N of Miss	0	0	0	0	0	

Table 6: What is your race? American Indian



Response	6	8	10	12	Total	
No	88.7	94.5	94.5	96.8	93.4	
Yes	11.3	5.5	5.5	3.2	6.6	
N of Valid	592	598	601	466	2257	
N of Miss	0	0	0	0	0	

Table 7: What is your race? Alaska Native



Response	6	8	10	12	Total	
No	99.3	99.5	100.0	100.0	99.7	
Yes	0.7	0.5	0.0	0.0	0.3	
N of Valid	592	598	601	466	2257	
N of Miss	0	0	0	0	0	

Table 8: What is your race? White



Response	6	8	10	12	Total	
No	22.5	20.6	16.3	16.1	19.0	
Yes	77.5	79.4	83.7	83.9	81.0	
N of Valid	592	598	601	466	2257	
N of Miss	0	0	0	0	0	

Table 9: What is your race? Native Hawaiian or Other Pacific Islander



Response	6	8	10	12	Total	
No	99.3	99.2	99.7	99.8	99.5	
Yes	0.7	0.8	0.3	0.2	0.5	
N of Valid	592	598	601	466	2257	
N of Miss	0	0	0	0	0	

Table 10: What is your race? Other



Response	6	8	10	12	Total	
No	88.7	86.5	92.0	92.7	89.8	
Yes	11.3	13.5	8.0	7.3	10.2	
N of Valid	592	598	601	466	2257	
N of Miss	0	0	0	0	0	

Table 11: What is the highest level of schooling completed by your mother or father?









Response	6	8	10	12	Total	
Completed grade school or less	3.0	2.4	2.0	2.6	2.5	
Some high school	4.4	5.3	8.9	13.1	7.7	
Completed high school	9.0	16.0	15.8	18.1	14.6	
Some college	10.8	16.6	17.1	17.6	15.5	
Completed college	24.1	22.3	30.2	27.9	26.1	
Graduate or professional school after college	10.5	12.0	13.1	14.2	12.4	
Don't know	36.9	23.0	11.4	5.9	19.8	
Does not apply	1.2	2.4	1.5	0.7	1.5	
N of Valid	564	583	596	459	2202	
N of Miss	28	15	5	7	55	

Table 12: Think of where you live most of the time. Which of the following people live there with you? Mother



Response	6	8	10	12	Total	
No	11.3	13.9	14.3	17.4	14.0	
Yes	88.7	86.1	85.7	82.6	86.0	
N of Valid	592	598	601	466	2257	
N of Miss	0	0	0	0	0	

Table 13: Think of where you live most of the time. Which of the following people live there with you? Stepmother



Response	6	8	10	12	Total	
No	94.8	94.0	93.2	93.1	93.8	
Yes	5.2	6.0	6.8	6.9	6.2	
N of Valid	592	598	601	466	2257	
N of Miss	0	0	0	0	0	

Table 14: Think of where you live most of the time. Which of the following people live there with you? Foster Mother



Response	6	8	10	12	Total	
No	99.5	100.0	99.7	99.6	99.7	
Yes	0.5	0.0	0.3	0.4	0.3	
N of Valid	592	598	601	466	2257	
N of Miss	0	0	0	0	0	

Table 15: Think of where you live most of the time. Which of the following people live there with you? Grandmother



Response	6	8	10	12	Total	
No	88.9	90.6	91.8	91.6	90.7	
Yes	11.1	9.4	8.2	8.4	9.3	
N of Valid	592	598	601	466	2257	
N of Miss	0	0	0	0	0	

Table 16: Think of where you live most of the time. Which of the following people live there with you? Aunt



Response	6	8	10	12	Total	
No	94.9	97.5	96.8	96.4	96.4	
Yes	5.1	2.5	3.2	3.6	3.6	
N of Valid	592	598	601	466	2257	
N of Miss	0	0	0	0	0	

Table 17: Think of where you live most of the time. Which of the following people live there with you? Father



Response	6	8	10	12	Total	
No	36.5	37.3	38.9	41.8	38.5	
Yes	63.5	62.7	61.1	58.2	61.5	
N of Valid	592	598	601	466	2257	
N of Miss	0	0	0	0	0	



Table 18: Think of where you live most of the time. Which of the following people live there with you? Stepfather



Response	6	8	10	12	Total	
No	85.8	82.9	83.4	85.8	84.4	
Yes	14.2	17.1	16.6	14.2	15.6	
N of Valid	592	598	601	466	2257	
N of Miss	0	0	0	0	0	

Table 19: Think of where you live most of the time. Which of the following people live there with you? Foster Father



Response	6	8	10	12	Total	
No	99.2	100.0	99.7	99.6	99.6	
Yes	0.8	0.0	0.3	0.4	0.4	
N of Valid	592	598	601	466	2257	
N of Miss	0	0	0	0	0	

Table 20: Think of where you live most of the time. Which of the following people live there with you? Grandfather



Response	6	8	10	12	Total	
No	93.8	95.2	95.2	96.6	95.1	
Yes	6.2	4.8	4.8	3.4	4.9	
N of Valid	592	598	601	466	2257	
N of Miss	0	0	0	0	0	

Table 21: Think of where you live most of the time. Which of the following people live there with you? Uncle



Response	6	8	10	12	Total	
No	93.6	97.8	96.8	97.4	96.4	
Yes	6.4	2.2	3.2	2.6	3.6	
N of Valid	592	598	601	466	2257	
N of Miss	0	0	0	0	0	

Table 22: Think of where you live most of the time. Which of the following people live there with you? Other Adults

Response	6	8	10	12	Total	
No	95.9	98.3	97.8	97.0	97.3	
Yes	4.1	1.7	2.2	3.0	2.7	
N of Valid	592	598	601	466	2257	
N of Miss	0	0	0	0	0	

Table 23: Think of where you live most of the time. Which of the following people live there with you? Brother(s)

Response	6	8	10	12	Total	
No	54.2	53.0	59.2	63.7	57.2	
Yes	45.8	47.0	40.8	36.3	42.8	
N of Valid	592	598	601	466	2257	
N of Miss	0	0	0	0	0	

Table 24: Think of where you live most of the time. Which of the following people live there with you? Stepbrother(s)

Response	6	8	10	12	Total	
No	93.4	94.8	95.8	96.1	95.0	
Yes	6.6	5.2	4.2	3.9	5.0	
N of Valid	592	598	601	466	2257	
N of Miss	0	0	0	0	0	

Table 25: Think of where you live most of the time. Which of the following people live there with you? Sister(s)

Response	6	8	10	12	Total	
No	53.9	56.9	58.4	65.0	58.2	
Yes	46.1	43.1	41.6	35.0	41.8	
N of Valid	592	598	601	466	2257	
N of Miss	0	0	0	0	0	

Table 26: Think of where you live most of the time. Which of the following people live there with you? Stepsister(s)

Response	6	8	10	12	Total	
No	94.6	95.2	94.7	96.6	95.2	
Yes	5.4	4.8	5.3	3.4	4.8	
N of Valid	592	598	601	466	2257	
N of Miss	0	0	0	0	0	

Table 27: Think of where you live most of the time. Which of the following people live there with you? Other Children

Response	6	8	10	12	Total	
No	94.9	95.8	96.5	92.5	95.1	
Yes	5.1	4.2	3.5	7.5	4.9	
N of Valid	592	598	601	466	2257	
N of Miss	0	0	0	0	0	

Table 28: In my school, students have lots of chances to help decide things like class activities and rules.

Response	6	8	10	12	Total	
NO!	13.8	9.7	12.9	15.5	12.8	
no	37.2	35.7	32.0	30.6	34.0	
yes	43.5	47.4	48.6	42.7	45.7	
YES!	5.4	7.1	6.5	11.2	7.4	
N of Valid	572	588	597	464	2221	
N of Miss	20	10	4	2	36	

Table 29: Teachers ask me to work on special classroom projects.

Response	6	8	10	12	Total	
NO!	13.3	5.8	7.0	8.9	8.7	
no	36.1	40.4	40.1	37.6	38.6	
yes	39.7	44.0	47.8	44.5	44.0	
YES!	10.9	9.9	5.0	9.1	8.7	
N of Valid	579	587	596	463	2225	
N of Miss	13	11	5	3	32	

Table 30: My teacher(s) notices when I am doing a good job and lets me know about it.

Response	6	8	10	12	Total
NO!	4.0	4.6	5.9	7.2	5.3
no	16.3	19.0	24.5	22.2	20.5
yes	52.7	53.7	53.3	55.9	53.8
YES!	27.0	22.6	16.3	14.8	20.4
N of Valid	575	588	595	460	2218
N of Miss	17	10	6	6	39

Table 31: There are lots of chances for students in my school to get involved in sports, clubs, and other school activities outside of class.

Response	6	8	10	12	Total
NO!	7.2	2.4	2.2	1.3	3.3
no	17.5	4.2	4.9	5.4	8.1
yes	36.7	33.9	35.9	42.2	36.9
YES!	38.6	59.5	57.0	51.1	51.7
N of Valid	572	590	596	462	2220
N of Miss	20	8	5	4	37

Table 32: There are lots of chances for students in my school to talk with a teacher one-on-one.

Response	6	8	10	12	Total
NO!	4.7	3.4	3.9	4.1	4.0
no	17.9	22.5	22.0	19.3	20.5
yes	47.6	50.6	52.3	52.3	50.6
YES!	29.8	23.4	21.8	24.3	24.8
N of Valid	571	581	595	461	2208
N of Miss	21	17	6	5	49

Table 33: I feel safe at my school.

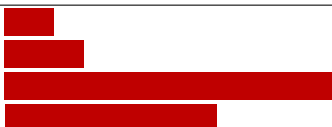
Response	6	8	10	12	Total	
NO!	4.7	5.7	6.5	5.2	5.6	
no	9.4	11.3	10.9	10.6	10.6	
yes	41.0	50.9	58.6	56.3	51.5	
YES!	44.9	32.1	24.0	27.9	32.4	
N of Valid	575	583	596	462	2216	
N of Miss	17	15	5	4	41	

Table 34: The school lets my parents know when I have done something well.


Response	6	8	10	12	Total	
NO!	9.8	11.4	18.6	23.2	15.4	
no	32.2	42.9	45.4	47.2	41.7	
yes	39.5	33.3	31.4	25.1	32.7	
YES!	18.5	12.4	4.6	4.5	10.3	
N of Valid	572	588	590	462	2212	
N of Miss	20	10	11	4	45	

Table 35: My teachers praise me when I work hard in school.


Response	6	8	10	12	Total	
NO!	13.2	12.9	12.6	14.3	13.2	
no	36.3	40.4	42.0	38.4	39.4	
yes	38.6	37.2	38.8	39.7	38.5	
YES!	11.9	9.5	6.6	7.6	8.9	
N of Valid	562	581	593	461	2197	
N of Miss	30	17	8	5	60	

Table 36: Are your school grades better than the grades of most students in your class?





Response	6	8	10	12	Total	
NO!	7.7	5.5	7.2	5.4	6.5	
no	27.0	27.0	29.1	24.2	27.0	
yes	46.2	49.3	46.7	47.0	47.3	
YES!	19.1	18.2	17.0	23.4	19.2	
N of Valid	556	582	595	462	2195	
N of Miss	36	16	6	4	62	

Table 37: I have lots of chances to be part of class discussions or activities.





Response	6	8	10	12	Total	
NO!	2.3	2.2	2.4	4.3	2.7	
no	13.9	14.0	14.5	12.8	13.8	
yes	47.9	59.9	62.6	63.1	58.2	
YES!	36.0	23.9	20.5	19.7	25.2	
N of Valid	570	586	594	461	2211	
N of Miss	22	12	7	5	46	

Table 38: Now thinking back over the past year in school, how often did you: enjoy being in school?






Response	6	8	10	12	Total	
Never	7.7	7.3	7.5	14.3	8.9	
Seldom	8.0	8.3	14.2	18.0	11.8	
Sometimes	40.5	36.8	38.5	36.8	38.2	
Often	23.8	30.7	31.6	23.2	27.6	
Almost always	20.0	16.9	8.2	7.8	13.5	
N of Valid	575	592	598	462	2227	
N of Miss	17	6	3	4	30	



Table 39: Now thinking back over the past year in school, how often did you: hate being in school?

Response	6	8	10	12	Total	
Never	17.7	11.1	5.5	4.6	10.0	
Seldom	27.8	30.0	25.0	20.0	26.0	
Sometimes	31.8	35.4	36.6	39.8	35.7	
Often	12.5	14.0	22.5	22.0	17.5	
Almost always	10.2	9.5	10.4	13.7	10.8	
N of Valid	576	587	596	460	2219	
N of Miss	16	11	5	6	38	

Table 40: Now thinking back over the past year in school, how often did you: try to do your best work in school?

Response	6	8	10	12	Total	
Never	0.3	0.3	0.8	0.2	0.5	
Seldom	0.3	1.7	4.7	2.2	2.3	
Sometimes	4.3	10.0	16.5	18.7	12.1	
Often	21.0	30.5	35.2	36.2	30.5	
Almost always	74.0	57.5	42.8	42.7	54.8	
N of Valid	576	590	594	461	2221	
N of Miss	16	8	7	5	36	

Table 41: How often do you feel that the school work you are assigned is meaningful and important?

Response	6	8	10	12	Total	
Never	3.7	5.9	9.9	8.7	7.0	
Seldom	6.6	15.0	25.0	25.9	17.8	
Sometimes	24.6	32.0	33.0	41.3	32.3	
Often	35.6	33.6	25.8	20.0	29.2	
Almost always	29.5	13.5	6.4	4.1	13.8	
N of Valid	573	593	597	460	2223	
N of Miss	19	5	4	6	34	

Table 42: Putting them all together, what were your grades like last year?

Response	6	8	10	12	Total	
Mostly F's	2.1	0.7	0.3	0.0	0.8	
Mostly D's	2.1	2.6	2.0	2.6	2.3	
Mostly C's	10.2	13.3	20.4	18.5	15.6	
Mostly B's	32.3	36.1	37.6	37.3	35.9	
Mostly A's	53.3	47.3	39.5	41.5	45.4	
N of Valid	529	581	587	453	2150	
N of Miss	63	17	14	13	107	

Table 43: How important do you think the things you are learning in school are going to be for your later life?

Response	6	8	10	12	Total	
Very important	42.2	30.4	16.6	10.8	25.7	
Quite important	31.7	31.2	25.0	24.9	28.3	
Fairly important	17.7	24.1	33.3	33.8	26.9	
Slightly important	6.7	11.1	19.6	24.5	15.0	
Not at all important	1.7	3.2	5.5	6.1	4.0	
N of Valid	581	593	597	462	2233	
N of Miss	11	5	4	4	24	

Table 44: How interesting are most of your courses to you?

Response	6	8	10	12	Total	
Very interesting and stimulating	14.8	11.0	7.2	5.4	9.8	
Quite interesting	34.2	32.7	30.5	25.6	31.0	
Fairly interesting	35.8	38.4	38.4	42.5	38.6	
Slightly dull	10.8	11.8	18.1	18.0	14.5	
Very dull	4.4	6.1	5.9	8.5	6.1	
N of Valid	567	591	597	461	2216	
N of Miss	25	7	4	5	41	

Table 45: During the LAST FOUR WEEKS how many whole days of school have you missed because you skipped or 'cut'?








Response	6	8	10	12	Total	
None	76.6	76.6	74.7	61.3	72.9	
1	12.7	9.8	10.9	13.4	11.6	
2	4.3	5.9	5.5	9.1	6.1	
3	3.0	2.9	4.4	7.4	4.2	
04/05/13	3.0	2.7	2.8	5.8	3.5	
06/10/13	0.2	0.7	0.8	2.2	0.9	
11 or more	0.3	1.4	0.8	0.9	0.9	
N of Valid	576	591	597	462	2226	
N of Miss	16	7	4	4	31	

Table 46: What are the chances you would be seen as cool if you: smoked cigarettes?






Response	6	8	10	12	Total	
No or very little chance	92.9	81.3	71.6	61.4	77.5	
Little chance	5.0	10.9	16.4	18.7	12.5	
Some chance	1.4	5.1	8.8	12.1	6.6	
Pretty good chance	0.7	1.9	2.0	5.0	2.3	
Very good chance	0.0	0.8	1.2	2.8	1.1	
N of Valid	560	589	592	461	2202	
N of Miss	32	9	9	5	55	

Table 47: What are the chances you would be seen as cool if you: worked hard at school?






Response	6	8	10	12	Total	
No or very little chance	4.8	9.7	12.1	12.6	9.7	
Little chance	7.6	11.2	17.5	17.6	13.3	
Some chance	15.6	25.0	28.7	32.2	25.1	
Pretty good chance	29.7	31.9	24.8	23.1	27.6	
Very good chance	42.3	22.2	16.8	14.4	24.3	
N of Valid	565	589	588	459	2201	
N of Miss	27	9	13	7	56	

Table 48: What are the chances you would be seen as cool if you: began drinking alcoholic beverages regularly, that is, at least once or twice a month?






Response	6	8	10	12	Total	
No or very little chance	90.4	76.2	53.1	39.6	66.1	
Little chance	6.0	11.5	18.0	19.3	13.5	
Some chance	2.1	7.1	13.6	17.3	9.7	
Pretty good chance	1.4	3.6	10.0	16.8	7.5	
Very good chance	0.0	1.5	5.3	7.0	3.3	
N of Valid	565	589	589	457	2200	
N of Miss	27	9	12	9	57	

Table 49: What are the chances you would be seen as cool if you: defended someone who was being verbally abused at school?






Response	6	8	10	12	Total	
No or very little chance	12.3	12.3	9.5	13.3	11.8	
Little chance	8.6	8.7	11.9	16.2	11.1	
Some chance	12.5	20.3	29.4	26.0	21.9	
Pretty good chance	21.6	30.0	28.5	27.3	26.9	
Very good chance	45.0	28.8	20.7	17.2	28.4	
N of Valid	569	587	589	458	2203	
N of Miss	23	11	12	8	54	

Table 50: What are the chances you would be seen as cool if you: smoked marijuana?






Response	6	8	10	12	Total	
No or very little chance	95.2	79.3	61.7	48.1	72.2	
Little chance	2.5	8.5	11.5	10.2	8.1	
Some chance	1.1	5.3	11.1	15.9	8.0	
Pretty good chance	0.7	3.9	7.8	14.6	6.3	
Very good chance	0.5	3.1	7.9	11.1	5.4	
N of Valid	565	589	592	459	2205	
N of Miss	27	9	9	7	52	

Table 51: What are the chances you would be seen as cool if you: carried a handgun?






Response	6	8	10	12	Total	
No or very little chance	88.6	86.4	80.2	79.3	83.8	
Little chance	6.9	5.6	10.1	11.5	8.4	
Some chance	2.8	3.4	5.2	5.4	4.2	
Pretty good chance	0.5	1.5	2.5	1.7	1.6	
Very good chance	1.1	3.1	1.9	2.0	2.0	
N of Valid	563	589	592	459	2203	
N of Miss	29	9	9	7	54	

Table 52: Think of your four best friends (the friends you feel closest to). In the past year (12 months), how many of your best friends have: participated in clubs, organizations or activities at school?






Response	6	8	10	12	Total	
0	19.0	7.8	8.1	11.1	11.5	
1	16.5	8.7	8.1	11.1	11.1	
2	17.9	18.8	14.9	17.2	17.2	
3	12.8	14.8	15.7	16.1	14.8	
4	33.7	49.8	53.2	44.4	45.5	
N of Valid	569	586	592	459	2206	
N of Miss	23	12	9	7	51	

Table 53: Think of your four best friends (the friends you feel closest to). In the past year (12 months), how many of your best friends have: smoked cigarettes?






Response	6	8	10	12	Total	
0	94.6	80.5	71.7	45.8	74.6	
1	3.8	12.0	12.6	20.0	11.7	
2	0.7	3.4	9.4	14.7	6.7	
3	0.3	2.1	3.0	8.6	3.2	
4	0.5	2.1	3.2	11.0	3.8	
N of Valid	573	584	594	456	2207	
N of Miss	19	14	7	10	50	

Table 54: Think of your four best friends (the friends you feel closest to). In the past year (12 months), how many of your best friends have: tried beer, wine or hard liquor (for example, vodka, whiskey, or gin) when their parents didn't know about it?






Response	6	8	10	12	Total	
0	90.8	71.7	49.0	30.3	62.0	
1	6.1	12.7	15.5	14.9	12.2	
2	2.1	6.0	12.8	15.1	8.7	
3	0.7	3.8	8.8	12.1	6.0	
4	0.3	5.8	14.0	27.6	11.1	
N of Valid	573	584	594	456	2207	
N of Miss	19	14	7	10	50	

Table 55: Think of your four best friends (the friends you feel closest to). In the past year (12 months), how many of your best friends have: made a commitment to stay drug-free?






Response	6	8	10	12	Total	
0	9.4	18.3	26.9	38.4	22.5	
1	4.4	7.0	10.3	13.8	8.7	
2	6.7	9.8	11.2	11.4	9.7	
3	7.4	11.1	9.8	10.7	9.8	
4	72.0	53.8	41.7	25.7	49.4	
N of Valid	564	584	590	456	2194	
N of Miss	28	14	11	10	63	

Table 56: Think of your four best friends (the friends you feel closest to). In the past year (12 months), how many of your best friends have: used marijuana?






Response	6	8	10	12	Total	
0	98.2	81.8	69.4	46.0	75.3	
1	1.1	8.7	9.9	14.2	8.2	
2	0.4	3.9	8.9	15.1	6.7	
3	0.2	3.1	4.4	9.8	4.1	
4	0.2	2.6	7.4	14.9	5.8	
N of Valid	571	588	594	457	2210	
N of Miss	21	10	7	9	47	



Table 57: Think of your four best friends (the friends you feel closest to). In the past year (12 months), how many of your best friends have: used prescription drugs or non-prescription drugs for the purposes of getting high?






Response	6	8	10	12	Total	
0	97.4	87.9	83.2	72.6	85.9	
1	2.1	7.0	7.7	12.9	7.2	
2	0.2	2.2	4.2	5.7	2.9	
3	0.2	0.7	1.2	3.1	1.2	
4	0.2	2.2	3.7	5.7	2.8	
N of Valid	571	587	594	457	2209	
N of Miss	21	11	7	9	48	

Table 58: Think of your four best friends (the friends you feel closest to). In the past year (12 months), how many of your best friends have: used synthetic marijuana (K2, spice) or bath salts?






Response	6	8	10	12	Total	
0	98.9	94.2	89.9	78.5	91.0	
1	0.7	3.1	3.9	8.4	3.8	
2	0.4	1.2	2.2	7.5	2.5	
3	0.0	0.9	1.0	2.0	0.9	
4	0.0	0.7	3.0	3.7	1.8	
N of Valid	562	587	594	455	2198	
N of Miss	30	11	7	11	59	

Table 59: Think of your four best friends (the friends you feel closest to). In the past year (12 months), how many of your best friends have: used LSD, cocaine, amphetamines, or other illegal drugs?






Response	6	8	10	12	Total	
0	98.8	94.0	90.4	84.7	92.3	
1	1.2	3.8	4.4	8.1	4.2	
2	0.0	1.2	3.0	2.6	1.7	
3	0.0	0.5	1.0	2.4	0.9	
4	0.0	0.5	1.2	2.2	0.9	
N of Valid	566	583	595	458	2202	
N of Miss	26	15	6	8	55	

Table 60: Think of your four best friends (the friends you feel closest to). In the past year (12 months), how many of your best friends have: tried to do well in school?






Response	6	8	10	12	Total	
0	2.3	2.2	2.9	2.8	2.5	
1	4.2	3.4	5.2	7.4	4.9	
2	5.1	8.4	12.5	13.8	9.7	
3	14.2	17.9	18.8	21.4	17.9	
4	74.3	68.0	60.6	54.6	64.9	
N of Valid	572	585	591	458	2206	
N of Miss	20	13	10	8	51	

Table 61: Think of your four best friends (the friends you feel closest to). In the past year (12 months), how many of your best friends have: been suspended from school?






Response	6	8	10	12	Total	
0	76.8	69.5	66.2	77.0	72.0	
1	14.6	13.7	19.1	13.6	15.4	
2	5.1	8.2	9.0	3.5	6.6	
3	1.2	4.6	2.9	2.9	2.9	
4	2.3	3.9	2.9	3.1	3.0	
N of Valid	568	583	591	456	2198	
N of Miss	24	15	10	10	59	

Table 62: Think of your four best friends (the friends you feel closest to). In the past year (12 months), how many of your best friends have: liked school?






Response	6	8	10	12	Total	
0	18.5	20.2	25.6	36.4	24.6	
1	9.7	11.8	15.8	13.8	12.8	
2	19.9	23.6	23.9	23.5	22.7	
3	25.2	20.9	16.0	12.1	18.8	
4	26.6	23.6	18.7	14.3	21.1	
N of Valid	567	585	594	456	2202	
N of Miss	25	13	7	10	55	

Table 63: Think of your four best friends (the friends you feel closest to). In the past year (12 months), how many of your best friends have: carried a handgun?






Response	6	8	10	12	Total	
0	94.1	95.9	95.9	93.5	95.0	
1	2.0	1.7	1.7	3.1	2.0	
2	2.7	0.7	1.0	1.5	1.5	
3	0.2	0.5	0.7	0.7	0.5	
4	1.1	1.2	0.7	1.3	1.0	
N of Valid	563	587	592	459	2201	
N of Miss	29	11	9	7	56	

Table 64: Think of your four best friends (the friends you feel closest to). In the past year (12 months), how many of your best friends have: sold illegal drugs?






Response	6	8	10	12	Total	
0	99.1	92.3	88.2	82.7	90.9	
1	0.5	5.3	7.1	9.0	5.3	
2	0.2	1.2	2.2	3.9	1.8	
3	0.0	0.3	0.8	1.8	0.7	
4	0.2	0.9	1.7	2.6	1.3	
N of Valid	564	583	591	457	2195	
N of Miss	28	15	10	9	62	

Table 65: Think of your four best friends (the friends you feel closest to). In the past year (12 months), how many of your best friends have: regularly attended religious services?






Response	6	8	10	12	Total	
0	24.1	11.5	12.5	17.3	16.2	
1	7.4	11.6	14.7	17.9	12.7	
2	13.0	19.3	21.2	21.0	18.6	
3	13.2	20.7	20.1	20.4	18.6	
4	42.2	37.0	31.5	23.4	34.0	
N of Valid	552	576	591	457	2176	
N of Miss	40	22	10	9	81	

Table 66: Think of your four best friends (the friends you feel closest to). In the past year (12 months), how many of your best friends have: stolen or tried to steal a motor vehicle such as a car or motorcycle?






Response	6	8	10	12	Total	
0	98.2	94.2	94.1	95.0	95.4	
1	1.4	3.6	3.4	3.9	3.0	
2	0.2	0.9	1.5	0.4	0.8	
3	0.2	0.7	0.8	0.0	0.5	
4	0.0	0.7	0.2	0.7	0.4	
N of Valid	571	586	594	459	2210	
N of Miss	21	12	7	7	47	

Table 67: Think of your four best friends (the friends you feel closest to). In the past year (12 months), how many of your best friends have: been arrested?






Response	6	8	10	12	Total	
0	95.6	87.4	86.2	83.2	88.3	
1	3.7	6.8	9.1	11.1	7.5	
2	0.2	3.1	3.4	3.7	2.5	
3	0.2	1.4	1.0	0.9	0.9	
4	0.4	1.4	0.3	1.1	0.8	
N of Valid	567	586	593	458	2204	
N of Miss	25	12	8	8	53	

Table 68: Think of your four best friends (the friends you feel closest to). In the past year (12 months), how many of your best friends have: dropped out of school?






Response	6	8	10	12	Total	
0	97.4	96.4	94.9	87.1	94.3	
1	2.3	1.9	3.5	9.2	3.9	
2	0.4	0.9	1.0	2.0	1.0	
3	0.0	0.3	0.3	0.4	0.3	
4	0.0	0.5	0.2	1.3	0.5	
N of Valid	569	587	593	456	2205	
N of Miss	23	11	8	10	52	

Table 69: Think of your four best friends (the friends you feel closest to). In the past year (12 months), how many of your best friends have: been members of a gang?






Response	6	8	10	12	Total	
0	95.1	92.8	91.9	95.6	93.7	
1	2.5	3.7	4.9	1.7	3.3	
2	1.1	0.7	1.5	0.2	0.9	
3	0.2	0.5	0.7	0.4	0.5	
4	1.2	2.2	1.0	2.0	1.6	
N of Valid	570	587	592	458	2207	
N of Miss	22	11	9	8	50	

Table 70: How old were you when you first: smoked marijuana?










Response	6	8	10	12	Total	
Never	99.5	92.6	81.5	66.7	86.0	
10 or younger	0.2	0.3	2.4	1.5	1.1	
11	0.4	1.2	0.7	0.9	0.8	
12	0.0	2.1	2.5	2.2	1.7	
13	0.0	3.6	4.4	5.4	3.3	
14	0.0	0.2	4.1	3.3	1.8	
15	0.0	0.0	3.2	7.6	2.5	
16	0.0	0.0	1.0	6.1	1.5	
17 or older	0.0	0.0	0.2	6.3	1.4	
N of Valid	570	583	590	460	2203	
N of Miss	22	15	11	6	54	

Table 71: How old were you when you first: smoked a cigarette, even just a puff?










Response	6	8	10	12	Total	
Never	94.4	82.1	78.1	60.4	79.7	
10 or younger	4.2	6.2	7.3	6.7	6.1	
11	0.7	3.3	2.4	1.5	2.0	
12	0.5	3.6	1.7	2.8	2.1	
13	0.2	4.0	3.5	4.8	3.0	
14	0.0	0.9	3.5	3.7	1.9	
15	0.0	0.0	3.2	7.4	2.4	
16	0.0	0.0	0.3	6.1	1.4	
17 or older	0.0	0.0	0.0	6.5	1.4	
N of Valid	576	582	593	460	2211	
N of Miss	16	16	8	6	46	

Table 72: How old were you when you first: had more than a sip or two of beer, wine or hard liquor (for example, vodka, whiskey, or gin)?










Response	6	8	10	12	Total	
Never	87.5	69.7	53.3	39.3	63.6	
10 or younger	8.0	9.7	8.6	5.4	8.1	
11	3.6	5.0	2.5	3.7	3.7	
12	0.3	7.4	4.4	3.9	4.0	
13	0.5	6.8	6.9	5.4	4.9	
14	0.0	1.2	9.5	8.2	4.6	
15	0.0	0.2	12.7	9.8	5.5	
16	0.0	0.0	1.7	13.4	3.3	
17 or older	0.0	0.0	0.3	10.8	2.3	
N of Valid	576	585	591	461	2213	
N of Miss	16	13	10	5	44	

Table 73: How old were you when you first: began drinking alcoholic beverages regularly, that is, at least once or twice a month?


Response	6	8	10	12	Total	
Never	99.7	94.0	85.8	71.8	88.7	
10 or younger	0.0	1.2	0.5	0.2	0.5	
11	0.3	0.7	0.2	0.9	0.5	
12	0.0	0.7	1.0	0.4	0.5	
13	0.0	2.9	2.5	1.1	1.7	
14	0.0	0.5	3.4	1.7	1.4	
15	0.0	0.0	5.4	4.8	2.4	
16	0.0	0.0	1.2	11.1	2.6	
17 or older	0.0	0.0	0.0	8.0	1.7	
N of Valid	576	587	591	461	2215	
N of Miss	16	11	10	5	42	

Table 74: How old were you when you first: used Daztrex?


Response	6	8	10	12	Total	
Never	100.0	100.0	100.0	100.0	100.0	
10 or younger	0.0	0.0	0.0	0.0	0.0	
11	0.0	0.0	0.0	0.0	0.0	
12	0.0	0.0	0.0	0.0	0.0	
13	0.0	0.0	0.0	0.0	0.0	
14	0.0	0.0	0.0	0.0	0.0	
15	0.0	0.0	0.0	0.0	0.0	
16	0.0	0.0	0.0	0.0	0.0	
17 or older	0.0	0.0	0.0	0.0	0.0	
N of Valid	560	585	587	462	2194	
N of Miss	32	13	14	4	63	

Table 75: How old were you when you first: got suspended from school?


Response	6	8	10	12	Total	
Never	91.9	88.9	82.4	77.9	85.6	
10 or younger	5.4	4.3	4.9	4.5	4.8	
11	2.1	2.4	1.2	1.7	1.9	
12	0.7	1.5	3.4	2.2	1.9	
13	0.0	2.4	3.4	1.7	1.9	
14	0.0	0.5	2.9	3.5	1.6	
15	0.0	0.0	1.4	3.9	1.2	
16	0.0	0.0	0.5	3.0	0.8	
17 or older	0.0	0.0	0.0	1.5	0.3	
N of Valid	577	583	591	462	2213	
N of Miss	15	15	10	4	44	

Table 76: How old were you when you first: got arrested?


Response	6	8	10	12	Total	
Never	99.1	96.8	96.8	94.1	96.8	
10 or younger	0.5	0.3	0.2	0.4	0.4	
11	0.2	0.7	0.2	0.0	0.3	
12	0.2	0.7	0.5	0.2	0.4	
13	0.0	1.0	0.7	0.9	0.6	
14	0.0	0.2	0.8	0.2	0.3	
15	0.0	0.3	0.5	0.7	0.4	
16	0.0	0.0	0.2	2.2	0.5	
17 or older	0.0	0.0	0.2	1.3	0.3	
N of Valid	576	588	592	460	2216	
N of Miss	16	10	9	6	41	



Table 77: How old were you when you first: carried a handgun?










Response	6	8	10	12	Total	
Never	94.8	96.2	96.1	97.6	96.1	
10 or younger	2.4	1.5	0.7	0.7	1.4	
11	2.3	1.0	0.5	0.2	1.0	
12	0.3	0.2	1.0	0.9	0.6	
13	0.0	1.0	0.5	0.0	0.4	
14	0.0	0.0	0.3	0.4	0.2	
15	0.0	0.0	0.7	0.2	0.2	
16	0.0	0.0	0.2	0.0	0.0	
17 or older	0.2	0.0	0.0	0.0	0.0	
N of Valid	576	582	588	458	2204	
N of Miss	16	16	13	8	53	

Table 78: How old were you when you first: attacked someone with the idea of seriously hurting them?










Response	6	8	10	12	Total	
Never	94.8	89.4	88.0	89.8	90.5	
10 or younger	2.4	2.9	2.9	2.6	2.7	
11	2.1	2.2	1.5	0.2	1.6	
12	0.7	2.6	1.9	0.7	1.5	
13	0.0	2.6	1.5	0.9	1.3	
14	0.0	0.3	2.7	1.3	1.1	
15	0.0	0.0	1.2	0.9	0.5	
16	0.0	0.0	0.3	2.0	0.5	
17 or older	0.0	0.0	0.0	1.7	0.4	
N of Valid	572	583	592	461	2208	
N of Miss	20	15	9	5	49	

Table 79: How old were you when you first: belonged to a gang?










Response	6	8	10	12	Total	
Never	98.1	96.9	97.3	98.7	97.7	
10 or younger	0.5	1.2	0.7	0.4	0.7	
11	1.0	0.3	0.3	0.2	0.5	
12	0.3	0.5	0.7	0.0	0.4	
13	0.0	0.9	0.2	0.0	0.3	
14	0.0	0.0	0.3	0.2	0.1	
15	0.0	0.2	0.3	0.0	0.1	
16	0.0	0.0	0.2	0.2	0.1	
17 or older	0.0	0.0	0.0	0.2	0.0	
N of Valid	576	588	592	462	2218	
N of Miss	16	10	9	4	39	

Table 80: How wrong do you think it is for someone your age to: take a handgun to school?





Response	6	8	10	12	Total	
Very wrong	94.0	89.2	90.3	91.4	91.2	
Wrong	5.2	7.8	6.4	5.8	6.3	
A little bit wrong	0.5	2.7	2.5	1.7	1.9	
Not wrong at all	0.3	0.3	0.8	1.1	0.6	
N of Valid	580	591	598	463	2232	
N of Miss	12	7	3	3	25	

Table 81: How wrong do you think it is for someone your age to: steal anything worth more than \$5?





Response	6	8	10	12	Total	
Very wrong	71.5	67.4	62.6	68.8	67.5	
Wrong	24.4	23.8	26.1	22.3	24.2	
A little bit wrong	3.5	7.6	9.5	7.1	7.0	
Not wrong at all	0.7	1.2	1.7	1.7	1.3	
N of Valid	579	589	597	462	2227	
N of Miss	13	9	4	4	30	

Table 82: How wrong do you think it is for someone your age to: pick a fight with someone?

Response	6	8	10	12	Total	
Very wrong	65.4	49.7	40.0	44.4	50.1	
Wrong	25.8	30.6	33.6	34.2	30.9	
A little bit wrong	7.4	15.3	22.8	17.0	15.6	
Not wrong at all	1.4	4.4	3.7	4.4	3.4	
N of Valid	578	588	593	459	2218	
N of Miss	14	10	8	7	39	

Table 83: How wrong do you think it is for someone your age to: attack someone with the idea of seriously hurting them?

Response	6	8	10	12	Total	
Very wrong	92.2	76.7	71.0	68.0	77.4	
Wrong	5.9	16.0	18.0	21.6	15.0	
A little bit wrong	1.2	5.4	8.8	8.5	5.9	
Not wrong at all	0.7	1.9	2.2	2.0	1.7	
N of Valid	578	589	594	459	2220	
N of Miss	14	9	7	7	37	

Table 84: How wrong do you think it is for someone your age to: stay away from school all day when their parents think they are at school?

Response	6	8	10	12	Total	
Very wrong	88.8	71.3	57.0	43.5	66.2	
Wrong	9.7	18.2	27.3	31.4	21.1	
A little bit wrong	0.9	8.3	11.7	20.6	9.8	
Not wrong at all	0.7	2.2	4.0	4.5	2.8	
N of Valid	579	589	598	462	2228	
N of Miss	13	9	3	4	29	

Table 85: How wrong do you think it is for someone your age to: drink beer, wine or hard liquor (for example, vodka, whiskey, or gin) regularly?





Response	6	8	10	12	Total	
Very wrong	93.3	75.7	55.3	43.8	68.2	
Wrong	5.0	12.2	18.8	21.9	14.1	
A little bit wrong	1.4	9.0	18.3	22.3	12.3	
Not wrong at all	0.3	3.1	7.7	11.9	5.4	
N of Valid	579	589	597	461	2226	
N of Miss	13	9	4	5	31	

Table 86: How wrong do you think it is for someone your age to: smoke cigarettes?





Response	6	8	10	12	Total	
Very wrong	93.8	77.6	66.6	47.7	72.7	
Wrong	4.0	13.9	18.1	24.1	14.5	
A little bit wrong	1.6	5.9	10.2	15.0	7.8	
Not wrong at all	0.7	2.5	5.2	13.2	5.0	
N of Valid	579	589	598	461	2227	
N of Miss	13	9	3	5	30	

Table 87: How wrong do you think it is for someone your age to: smoke marijuana?





Response	6	8	10	12	Total	
Very wrong	96.5	82.1	67.3	53.7	76.0	
Wrong	2.4	8.3	12.9	14.8	9.4	
A little bit wrong	0.5	5.3	10.6	12.6	7.0	
Not wrong at all	0.5	4.3	9.2	18.9	7.6	
N of Valid	578	588	597	460	2223	
N of Miss	14	10	4	6	34	

Table 88: How wrong do you think it is for someone your age to: use prescription drugs or non-prescription drugs for the purpose of getting high?





Response	6	8	10	12	Total	
Very wrong	96.5	88.0	83.8	75.5	86.5	
Wrong	2.8	8.6	9.4	15.6	8.8	
A little bit wrong	0.5	2.0	4.4	5.2	2.9	
Not wrong at all	0.2	1.4	2.5	3.7	1.8	
N of Valid	575	590	597	461	2223	
N of Miss	17	8	4	5	34	

Table 89: How wrong do you think it is for someone your age to: use synthetic marijuana (K2, spice) or bath salts?





Response	6	8	10	12	Total	
Very wrong	96.9	89.5	86.0	81.6	88.8	
Wrong	2.3	7.8	7.7	11.3	7.1	
A little bit wrong	0.5	1.9	4.0	4.1	2.6	
Not wrong at all	0.3	0.9	2.3	3.0	1.6	
N of Valid	572	588	598	462	2220	
N of Miss	20	10	3	4	37	

Table 90: How wrong do you think it is for someone your age to: use LSD, cocaine, amphetamines or another illegal drug?





Response	6	8	10	12	Total	
Very wrong	98.3	91.7	90.5	86.6	92.0	
Wrong	1.2	6.1	5.9	8.0	5.2	
A little bit wrong	0.2	1.2	2.2	3.0	1.6	
Not wrong at all	0.3	1.0	1.5	2.4	1.3	
N of Valid	578	589	598	462	2227	
N of Miss	14	9	3	4	30	

Table 91: At school during the past 12 months, did you receive help from the resource teacher, speech therapist or other special education teacher?



Response	6	8	10	12	Total	
No	81.8	91.7	93.8	93.6	90.1	
Yes	18.2	8.3	6.2	6.4	9.9	
N of Valid	528	530	563	439	2060	
N of Miss	64	68	38	27	197	

Table 92: How many times in the past year (12 months) have you: been suspended from school?








Response	6	8	10	12	Total	
Never	95.7	93.4	93.1	93.4	93.9	
1 to 2 times	3.1	5.8	6.1	5.7	5.1	
3 to 5 times	0.5	0.5	0.5	0.7	0.5	
6 to 9 times	0.3	0.2	0.2	0.0	0.2	
10 to 19 times	0.2	0.0	0.2	0.0	0.1	
20 to 29 times	0.0	0.0	0.0	0.2	0.0	
30 to 39 times	0.0	0.0	0.0	0.0	0.0	
40+ times	0.2	0.2	0.0	0.0	0.1	
N of Valid	576	588	594	458	2216	
N of Miss	16	10	7	8	41	

Table 93: How many times in the past year (12 months) have you: carried a handgun?








Response	6	8	10	12	Total	
Never	94.8	97.1	96.0	98.7	96.5	
1 to 2 times	2.6	0.9	1.7	0.7	1.5	
3 to 5 times	1.6	1.0	0.7	0.0	0.9	
6 to 9 times	0.5	0.7	0.2	0.0	0.4	
10 to 19 times	0.2	0.0	0.3	0.2	0.2	
20 to 29 times	0.2	0.2	0.2	0.0	0.1	
30 to 39 times	0.0	0.0	0.2	0.0	0.0	
40+ times	0.2	0.2	0.8	0.4	0.4	
N of Valid	576	587	594	457	2214	
N of Miss	16	11	7	9	43	

Table 94: How many times in the past year (12 months) have you: sold illegal drugs?


Response	6	8	10	12	Total	
Never	99.8	98.6	96.8	92.6	97.2	
1 to 2 times	0.2	0.9	1.0	2.6	1.1	
3 to 5 times	0.0	0.2	0.8	1.3	0.5	
6 to 9 times	0.0	0.2	0.3	0.9	0.3	
10 to 19 times	0.0	0.2	0.3	0.9	0.3	
20 to 29 times	0.0	0.0	0.0	0.9	0.2	
30 to 39 times	0.0	0.0	0.2	0.0	0.0	
40+ times	0.0	0.0	0.5	0.9	0.3	
N of Valid	572	582	596	458	2208	
N of Miss	20	16	5	8	49	

Table 95: How many times in the past year (12 months) have you: stolen or tried to steal a motor vehicle such as a car or motorcycle?


Response	6	8	10	12	Total	
Never	99.3	98.3	97.6	99.8	98.7	
1 to 2 times	0.3	1.4	1.7	0.2	0.9	
3 to 5 times	0.2	0.2	0.0	0.0	0.1	
6 to 9 times	0.0	0.0	0.3	0.0	0.1	
10 to 19 times	0.2	0.2	0.2	0.0	0.1	
20 to 29 times	0.0	0.0	0.0	0.0	0.0	
30 to 39 times	0.0	0.0	0.2	0.0	0.0	
40+ times	0.0	0.0	0.0	0.0	0.0	
N of Valid	575	589	595	457	2216	
N of Miss	17	9	6	9	41	

Table 96: How many times in the past year (12 months) have you: participated in clubs, organizations or activities at school?









Response	6	8	10	12	Total	
Never	38.6	24.8	23.1	26.4	28.2	
1 to 2 times	25.7	20.5	12.3	13.5	18.2	
3 to 5 times	13.9	11.8	9.3	12.0	11.7	
6 to 9 times	7.4	8.5	9.6	7.9	8.4	
10 to 19 times	4.2	6.2	8.1	9.6	6.9	
20 to 29 times	2.5	4.3	5.1	7.9	4.8	
30 to 39 times	1.1	1.7	3.2	2.2	2.0	
40+ times	6.7	22.2	29.3	20.5	19.8	
N of Valid	568	585	593	458	2204	
N of Miss	24	13	8	8	53	

Table 97: How many times in the past year (12 months) have you: been arrested?






Response	6	8	10	12	Total	
Never	98.8	97.6	98.3	96.9	98.0	
1 to 2 times	1.0	1.2	1.2	2.8	1.5	
3 to 5 times	0.2	0.7	0.3	0.2	0.4	
6 to 9 times	0.0	0.0	0.0	0.0	0.0	
10 to 19 times	0.0	0.3	0.2	0.0	0.1	
20 to 29 times	0.0	0.0	0.0	0.0	0.0	
30 to 39 times	0.0	0.2	0.0	0.0	0.0	
40+ times	0.0	0.0	0.0	0.0	0.0	
N of Valid	577	587	595	457	2216	
N of Miss	15	11	6	9	41	



Table 98: How many times in the past year (12 months) have you: attacked someone with the idea of seriously hurting them?









Response	6	8	10	12	Total	
Never	95.7	90.8	91.6	93.2	92.8	
1 to 2 times	3.6	6.3	4.7	5.2	5.0	
3 to 5 times	0.5	1.0	2.0	0.9	1.1	
6 to 9 times	0.2	0.3	0.8	0.7	0.5	
10 to 19 times	0.0	0.5	0.5	0.0	0.3	
20 to 29 times	0.0	0.2	0.0	0.0	0.0	
30 to 39 times	0.0	0.2	0.3	0.0	0.1	
40+ times	0.0	0.7	0.0	0.0	0.2	
N of Valid	576	588	596	458	2218	
N of Miss	16	10	5	8	39	

Table 99: How many times in the past year (12 months) have you: been drunk or high at school?









Response	6	8	10	12	Total	
Never	99.8	95.7	93.5	84.9	94.0	
1 to 2 times	0.0	2.0	2.3	7.4	2.7	
3 to 5 times	0.2	1.0	1.2	2.8	1.2	
6 to 9 times	0.0	0.5	1.2	0.9	0.6	
10 to 19 times	0.0	0.2	0.5	0.7	0.3	
20 to 29 times	0.0	0.0	0.0	0.4	0.1	
30 to 39 times	0.0	0.0	0.3	0.2	0.1	
40+ times	0.0	0.5	1.0	2.6	0.9	
N of Valid	575	588	596	457	2216	
N of Miss	17	10	5	9	41	

Table 100: How many times in the past year (12 months) have you: taken a handgun to school?




Response	6	8	10	12	Total	
Never	100.0	100.0	99.8	99.8	99.9	
1 to 2 times	0.0	0.0	0.0	0.0	0.0	
3 to 5 times	0.0	0.0	0.0	0.2	0.0	
6 to 9 times	0.0	0.0	0.2	0.0	0.0	
10 to 19 times	0.0	0.0	0.0	0.0	0.0	
20 to 29 times	0.0	0.0	0.0	0.0	0.0	
30 to 39 times	0.0	0.0	0.0	0.0	0.0	
40+ times	0.0	0.0	0.0	0.0	0.0	
N of Valid	574	588	596	458	2216	
N of Miss	18	10	5	8	41	

Table 101: Are you currently on probation, or assigned a probation officer with Juvenile Court?



Response	6	8	10	12	Total	
No	98.8	98.5	98.4	98.4	98.5	
Yes	1.2	1.5	1.6	1.6	1.5	
N of Valid	499	526	552	441	2018	
N of Miss	93	72	49	25	239	

Table 102: Have you ever belonged to a gang?






Response	6	8	10	12	Total	
No	96.9	93.7	94.8	96.5	95.4	
No, but would like to	0.3	1.9	1.8	2.2	1.5	
Yes, in the past	2.1	2.6	2.2	0.9	2.0	
Yes, belong now	0.5	1.9	1.0	0.4	1.0	
Yes, but would like to get out	0.2	0.0	0.2	0.0	0.1	
N of Valid	578	587	599	460	2224	
N of Miss	14	11	2	6	33	

Table 103: If you have ever belonged to a gang, did that gang have a name?




Response	6	8	10	12	Total	
No	7.0	7.5	7.8	9.7	7.9	
Yes	2.6	4.3	3.2	1.5	3.0	
I have never belonged to a gang	90.4	88.2	89.0	88.8	89.1	
N of Valid	573	585	593	455	2206	
N of Miss	19	13	8	11	51	

Table 104: You are at a party at someone's house, and one of your friends offers you a drink containing alcohol. What would you say or do?





Response	6	8	10	12	Total	
Drink it	2.1	14.4	27.8	34.6	19.0	
Tell your friend, 'No thanks, I don't drink' and suggest that you and your friend go and do something else	54.0	50.3	40.7	28.8	44.2	
Just say, 'No thanks' and walk away	28.8	24.2	22.9	30.5	26.4	
Make up a good excuse, tell your friend you had something else to do, and leave	15.1	11.0	8.6	6.1	10.4	
N of Valid	570	582	590	459	2201	
N of Miss	22	16	11	7	56	

Table 105: How often do you attend religious services or activities?





Response	6	8	10	12	Total	
Never	18.7	8.4	11.1	14.4	13.0	
Rarely	15.7	17.1	17.3	25.9	18.7	
1-2 Times a Month	8.5	13.1	12.8	14.2	12.1	
About Once a Week or More	57.1	61.4	58.8	45.5	56.3	
N of Valid	555	573	595	459	2182	
N of Miss	37	25	6	7	75	

Table 106: I think sometimes it's okay to cheat at school.


Response	6	8	10	12	Total	
NO!	75.5	47.9	29.2	22.2	44.7	
no	21.2	33.8	39.0	41.8	33.6	
yes	3.0	15.6	27.7	29.4	18.4	
YES!	0.3	2.7	4.1	6.5	3.3	
N of Valid	575	585	592	459	2211	
N of Miss	17	13	9	7	46	

Table 107: It is important to think before you act.


Response	6	8	10	12	Total	
NO!	2.1	2.4	0.7	1.5	1.7	
no	1.7	3.3	3.0	1.5	2.4	
yes	21.5	28.6	38.6	39.5	31.7	
YES!	74.7	65.7	57.7	57.4	64.2	
N of Valid	573	583	596	458	2210	
N of Miss	19	15	5	8	47	

Table 108: Sometimes I think that life is not worth it.


Response	6	8	10	12	Total	
NO!	59.3	55.3	48.1	45.9	52.4	
no	22.5	20.3	23.1	28.4	23.3	
yes	14.3	17.6	22.1	16.3	17.7	
YES!	3.9	6.8	6.7	9.5	6.6	
N of Valid	565	575	593	455	2188	
N of Miss	27	23	8	11	69	

Table 109: At times I think I am no good at all.

Response	6	8	10	12	Total	
NO!	39.6	37.1	30.0	29.2	34.2	
no	24.4	28.2	25.4	29.4	26.7	
yes	27.6	24.4	32.5	29.6	28.5	
YES!	8.5	10.3	12.1	11.8	10.6	
N of Valid	566	582	594	456	2198	
N of Miss	26	16	7	10	59	

Table 110: All in all, I am inclined to think that I am a failure.

Response	6	8	10	12	Total	
NO!	61.6	53.1	44.2	42.5	50.6	
no	21.8	25.8	32.7	38.3	29.2	
yes	13.2	14.1	16.6	13.3	14.4	
YES!	3.4	7.0	6.6	5.9	5.7	
N of Valid	560	582	591	459	2192	
N of Miss	32	16	10	7	65	

Table 111: In the past year, have you felt depressed or sad MOST days, even if you felt okay sometimes?

Response	6	8	10	12	Total	
NO!	34.9	37.7	33.8	32.9	35.0	
no	21.3	24.9	24.7	28.8	24.7	
yes	29.1	24.2	27.6	25.3	26.6	
YES!	14.7	13.2	13.9	13.1	13.7	
N of Valid	564	583	591	459	2197	
N of Miss	28	15	10	7	60	

Table 112: It is all right to beat up people if they start the fight.

Response	6	8	10	12	Total	
NO!	58.4	38.5	27.9	25.5	38.0	
no	19.4	23.9	22.8	23.8	22.4	
yes	15.5	21.0	26.7	28.2	22.6	
YES!	6.7	16.7	22.6	22.5	16.9	
N of Valid	563	582	592	458	2195	
N of Miss	29	16	9	8	62	

Table 113: I think it is okay to take something without asking if you can get away with it.

Response	6	8	10	12	Total	
NO!	85.1	69.5	61.7	64.1	70.3	
no	13.7	26.2	33.7	30.7	25.9	
yes	0.5	3.6	2.9	4.4	2.8	
YES!	0.7	0.7	1.7	0.9	1.0	
N of Valid	570	580	593	459	2202	
N of Miss	22	18	8	7	55	

Table 114: Where do you get the most information about living a drug and alcohol free life? Parents/guardians

Response	6	8	10	12	Total	
All the time	47.5	46.3	37.4	36.3	42.1	
Most	24.5	27.2	27.6	27.7	26.7	
Some	19.6	17.9	19.4	21.7	19.5	
Very little	8.4	8.7	15.7	14.4	11.7	
N of Valid	560	577	594	452	2183	
N of Miss	32	21	7	14	74	

Table 115: Where do you get the most information about living a drug and alcohol free life? Friends





Response	6	8	10	12	Total	
All the time	23.8	18.4	9.9	12.1	16.1	
Most	13.3	17.9	18.2	12.1	15.6	
Some	26.3	31.1	31.7	32.4	30.3	
Very little	36.6	32.6	40.2	43.5	38.0	
N of Valid	547	570	587	448	2152	
N of Miss	45	28	14	18	105	

Table 116: Where do you get the most information about living a drug and alcohol free life? Family members





Response	6	8	10	12	Total	
All the time	41.8	35.7	26.3	24.7	32.4	
Most	24.4	25.9	25.3	24.9	25.1	
Some	23.0	25.7	26.3	30.1	26.1	
Very little	10.8	12.8	22.2	20.3	16.4	
N of Valid	553	572	586	449	2160	
N of Miss	39	26	15	17	97	

Table 117: Where do you get the most information about living a drug and alcohol free life? School





Response	6	8	10	12	Total	
All the time	57.1	49.4	40.0	32.7	45.4	
Most	28.6	29.0	30.7	28.7	29.3	
Some	9.5	14.8	19.2	22.7	16.3	
Very little	4.8	6.8	10.2	15.8	9.1	
N of Valid	559	573	590	449	2171	
N of Miss	33	25	11	17	86	

Table 118: Where do you get the most information about living a drug and alcohol free life? Internet





Response	6	8	10	12	Total	
All the time	12.2	11.4	8.5	8.9	10.3	
Most	8.1	11.2	8.5	10.0	9.5	
Some	22.0	28.1	29.6	25.4	26.4	
Very little	57.6	49.2	53.3	55.6	53.8	
N of Valid	540	569	587	448	2144	
N of Miss	52	29	14	18	113	

Table 119: Where do you get the most information about living a drug and alcohol free life? TV





Response	6	8	10	12	Total	
All the time	16.6	15.1	8.7	7.4	12.1	
Most	14.2	12.4	8.8	8.3	11.0	
Some	25.6	29.4	33.3	31.2	29.9	
Very little	43.6	43.1	49.2	53.1	47.0	
N of Valid	543	571	589	448	2151	
N of Miss	49	27	12	18	106	

Table 120: Where do you get the most information about living a drug and alcohol free life? Social media





Response	6	8	10	12	Total	
All the time	14.3	11.5	8.4	8.1	10.6	
Most	8.6	10.2	7.9	7.4	8.6	
Some	19.8	28.4	28.4	27.1	26.0	
Very little	57.4	49.8	55.4	57.5	54.8	
N of Valid	526	566	585	447	2124	
N of Miss	66	32	16	19	133	



Table 121: How much do you think people risk harming themselves (physically or in other ways) if they: smoked one or more packs of cigarettes per day?


Response	6	8	10	12	Total	
No risk	9.4	6.2	4.2	4.6	6.2	
Slight risk	5.7	4.3	6.1	6.8	5.7	
Moderate risk	16.6	18.0	20.5	19.4	18.6	
Great risk	68.3	71.4	69.2	69.1	69.5	
N of Valid	561	577	594	453	2185	
N of Miss	31	21	7	13	72	

Table 122: How much do you think people risk harming themselves (physically or in other ways) if they: try marijuana once or twice?


Response	6	8	10	12	Total	
No risk	11.6	13.1	22.2	38.1	20.4	
Slight risk	18.2	21.4	30.3	25.9	24.0	
Moderate risk	24.7	23.0	21.0	15.0	21.2	
Great risk	45.5	42.5	26.6	21.0	34.5	
N of Valid	554	574	591	452	2171	
N of Miss	38	24	10	14	86	

Table 123: How much do you think people risk harming themselves (physically or in other ways) if they: smoke marijuana once or twice a week?


Response	6	8	10	12	Total	
No risk	10.7	10.6	14.0	27.5	15.1	
Slight risk	5.6	8.8	16.7	18.2	12.1	
Moderate risk	20.9	20.3	24.6	21.5	21.9	
Great risk	62.7	60.3	44.7	32.8	50.9	
N of Valid	550	567	586	451	2154	
N of Miss	42	31	15	15	103	

Table 124: How much do you think people risk harming themselves (physically or in other ways) if they: take one or two drinks of an alcoholic beverage (beer, wine, liquor) nearly every day?

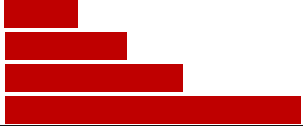
Response	6	8	10	12	Total	
No risk	11.1	8.8	9.3	8.4	9.4	
Slight risk	11.8	15.4	19.8	24.3	17.5	
Moderate risk	22.6	22.4	31.8	30.8	26.8	
Great risk	54.4	53.4	39.1	36.5	46.2	
N of Valid	557	571	591	452	2171	
N of Miss	35	27	10	14	86	

Table 125: How much do you think people risk harming themselves (physically or in other ways) if they: have five or more drinks of an alcoholic beverage once or twice each weekend?


Response	6	8	10	12	Total	
No risk	10.4	7.3	5.9	7.0	7.7	
Slight risk	7.7	7.9	11.5	17.0	10.7	
Moderate risk	16.9	20.4	27.7	28.4	23.2	
Great risk	64.9	64.4	55.0	47.6	58.5	
N of Valid	556	573	593	454	2176	
N of Miss	36	25	8	12	81	

Table 126: How much do you think people risk harming themselves (physically or in other ways) if they: use prescription drugs that are not prescribed to them?


Response	6	8	10	12	Total	
No risk	9.7	5.6	3.5	2.9	5.5	
Slight risk	3.1	4.2	7.1	6.8	5.2	
Moderate risk	9.7	15.7	18.0	23.2	16.4	
Great risk	77.5	74.6	71.3	67.1	72.9	
N of Valid	555	574	593	453	2175	
N of Miss	37	24	8	13	82	

Table 127: How much do you think people risk harming themselves (physically or in other ways) if they: use non-prescription drugs to get high?

Response	6	8	10	12	Total	
No risk	10.1	5.6	4.4	3.7	6.0	
Slight risk	1.6	3.0	6.4	5.9	4.2	
Moderate risk	10.5	12.2	14.9	21.1	14.4	
Great risk	77.8	79.3	74.3	69.2	75.4	
N of Valid	554	575	591	454	2174	
N of Miss	38	23	10	12	83	

Table 128: Have you ever used smokeless tobacco (chew, snuff, plug, dipping tobacco, or chewing tobacco)?

Response	6	8	10	12	Total	
Never	94.7	89.9	83.8	76.2	86.6	
Once or Twice	5.1	5.7	8.5	8.8	7.0	
Once in a while but not regularly	0.0	1.7	3.2	5.3	2.4	
Regularly in the past	0.0	1.0	2.3	3.8	1.7	
Regularly now	0.2	1.7	2.2	6.0	2.3	
N of Valid	565	582	597	453	2197	
N of Miss	27	16	4	13	60	

Table 129: How often have you taken smokeless tobacco during the past 30 days?

Response	6	8	10	12	Total	
Not at all	99.3	95.9	93.3	87.7	94.4	
Once or twice	0.5	1.5	3.9	4.0	2.4	
Once or twice per week	0.0	0.5	0.5	2.4	0.8	
Three to five times per week	0.0	0.3	0.5	0.4	0.3	
About once a day	0.0	0.2	0.3	1.8	0.5	
More than once a day	0.2	1.5	1.5	3.7	1.6	
N of Valid	564	583	595	454	2196	
N of Miss	28	15	6	12	61	

Table 130: Have you ever smoked cigarettes?






Response	6	8	10	12	Total	
Never	94.3	82.5	80.0	61.6	80.5	
Once or Twice	5.3	12.0	11.3	13.2	10.3	
Once in a while but not regularly	0.2	2.2	3.4	10.7	3.8	
Regularly in the past	0.2	1.9	3.7	6.8	3.0	
Regularly now	0.0	1.4	1.7	7.7	2.4	
N of Valid	565	583	595	456	2199	
N of Miss	27	15	6	10	58	

Table 131: How frequently have you smoked cigarettes during the past 30 days?








Response	6	8	10	12	Total	
Not at all	99.6	96.2	93.9	84.1	94.0	
Less than one cigarette per day	0.4	2.1	3.0	6.8	2.9	
One to five cigarettes per day	0.0	1.2	1.7	6.2	2.1	
About one-half pack per day	0.0	0.3	0.5	1.3	0.5	
About one pack per day	0.0	0.0	0.7	1.1	0.4	
About one and one-half packs per day	0.0	0.0	0.0	0.2	0.0	
Two packs or more per day	0.0	0.2	0.2	0.2	0.1	
N of Valid	560	583	595	454	2192	
N of Miss	32	15	6	12	65	

Table 132: Which statement best describes rules about smoking inside your home?






Response	6	8	10	12	Total	
Smoking is not allowed anywhere inside your home	74.5	74.4	77.2	78.4	76.0	
Smoking is allowed in some places and at some times	6.8	6.4	4.9	4.0	5.6	
Smoking is allowed anywhere inside the home	1.6	2.4	2.7	3.1	2.4	
There are no rules about smoking inside the home	4.5	4.7	7.6	7.7	6.0	
I don't know	12.6	12.1	7.7	6.8	9.9	
N of Valid	556	577	596	453	2182	
N of Miss	36	21	5	13	75	

Table 133: Which statement best describes rules about smoking in your family cars?







Response	6	8	10	12	Total	
Smoking is never allowed in any car	67.3	67.5	65.3	71.1	67.6	
Smoking is allowed sometimes or in some cars	12.1	10.4	11.4	9.9	11.0	
Smoking is allowed in any car anytime	3.1	4.0	4.7	4.4	4.0	
There are no rules about smoking in the car	6.3	6.3	8.4	7.9	7.2	
We do not have a family car	1.4	1.0	0.5	0.9	1.0	
I don't know	9.9	10.8	9.6	5.7	9.2	
N of Valid	556	575	594	454	2179	
N of Miss	36	23	7	12	78	

Table 134: During this school year, were you taught in any of your classes about the dangers of tobacco use?






Response	6	8	10	12	Total	
Strongly agree	45.7	37.2	19.8	9.8	28.8	
Agree	28.5	29.8	32.9	26.0	29.5	
Disagree	4.6	6.7	14.7	18.7	10.9	
Strongly disagree	5.0	7.2	11.9	26.0	11.9	
I don't know	16.1	19.1	20.7	19.6	18.9	
N of Valid	540	570	590	450	2150	
N of Miss	52	28	11	16	107	

Table 135: During the past 12 months, have you participated in any community activities to discourage people your age from using cigarettes, chewing tobacco, snuff, dip or cigars?






Response	6	8	10	12	Total	
Strongly agree	20.8	17.8	11.5	6.4	14.4	
Agree	16.0	21.1	16.4	14.4	17.2	
Disagree	12.8	16.9	19.0	18.7	16.8	
Strongly disagree	16.6	17.4	27.3	40.4	24.8	
I don't know	33.8	26.8	25.8	20.0	26.8	
N of Valid	524	568	590	450	2132	
N of Miss	68	30	11	16	125	

Table 136: Think back over the last two weeks. How many times have you had five or more alcoholic drinks in a row?







Response	6	8	10	12	Total	
None	99.5	96.7	89.0	81.9	92.2	
Once	0.2	2.1	3.4	7.0	3.0	
Twice	0.2	0.7	3.0	5.1	2.1	
3-5 times	0.2	0.2	2.0	4.2	1.5	
6-9 times	0.0	0.0	1.0	1.1	0.5	
10 or more times	0.0	0.3	1.5	0.7	0.6	
N of Valid	552	574	592	454	2172	
N of Miss	40	24	9	12	85	

Table 137: During the past 30 days, how many times did you ride in a car or other vehicle driven by someone who had been drinking alcohol or using drugs to get high?






Response	6	8	10	12	Total	
0 times	91.9	88.2	88.4	84.8	88.5	
1 time	4.0	7.0	4.0	6.2	5.2	
2 or 3 times	2.2	3.0	4.2	4.0	3.3	
4 or 5 times	0.4	0.5	0.7	1.1	0.6	
6 or more times	1.6	1.4	2.7	4.0	2.3	
N of Valid	553	575	595	453	2176	
N of Miss	39	23	6	13	81	

Table 138: During the past 30 days, how many times did you drive a car or other vehicle when you had been drinking alcohol or using drugs to get high?







Response	6	8	10	12	Total	
I did not drive a car in the past 30 days	55.7	60.9	40.7	15.4	44.4	
0 times	43.8	37.5	57.6	76.3	52.8	
1 time	0.2	0.5	0.5	2.7	0.9	
2 or 3 times	0.0	0.2	0.5	2.2	0.7	
4 or 5 times	0.0	0.2	0.5	0.4	0.3	
6 or more times	0.4	0.7	0.2	2.9	0.9	
N of Valid	528	563	585	448	2124	
N of Miss	64	35	16	18	133	

Table 139: If you drank alcohol (not just a sip or taste) in the past year, how did you usually get it?













Response	6	8	10	12	Total	
I did not drink alcohol in the past year	95.9	85.4	70.8	53.5	77.4	
I bought it myself with a fake ID	0.2	0.2	0.3	0.7	0.3	
I bought it myself without a fake ID	0.0	0.2	0.7	0.2	0.3	
I got it from someone I know age 21 or older	0.2	4.0	8.3	20.4	7.6	
I got it from someone I know under age 21	0.0	1.4	4.4	7.4	3.1	
I got it from my brother or sister	0.0	0.5	0.8	1.6	0.7	
I got it from home with my parents' permission	1.3	2.7	3.4	4.9	3.0	
I got it from home without my parents' permission	0.4	2.5	3.1	1.1	1.8	
I got it from another relative	0.6	1.1	1.5	2.0	1.3	
A stranger bought it for me	0.0	0.4	0.8	0.7	0.5	
I took it from a store or shop	0.0	0.2	0.3	0.0	0.1	
Other	1.5	1.4	5.4	7.4	3.8	
N of Valid	542	556	589	445	2132	
N of Miss	50	42	12	21	125	

Table 140: If you drank alcohol (not just a sip or taste) in the past year, where did you usually drink it?










Response	6	8	10	12	Total	
I did not drink alcohol in the past year	97.2	86.0	71.8	54.9	78.5	
at my home	2.2	5.6	10.1	11.7	7.2	
at someone else's home	0.4	6.1	12.9	24.0	10.2	
at an open area like a park, beach, field, back road, woods, or a street corner	0.0	1.6	2.9	7.1	2.7	
at a sporting event or concert	0.2	0.0	0.3	0.2	0.2	
at a restaurant, bar, or a nightclub	0.0	0.2	0.3	0.9	0.3	
at an empty building or a construction site	0.0	0.0	0.0	0.0	0.0	
at a hotel/motel	0.0	0.2	0.5	0.2	0.2	
in a car	0.0	0.4	0.5	0.7	0.4	
at school	0.0	0.0	0.5	0.2	0.2	
N of Valid	539	556	582	437	2114	
N of Miss	53	42	19	29	143	

Table 141: How do you feel about someone your age having one or two drinks of an alcoholic beverage nearly every day?





Response	6	8	10	12	Total	
Neither approve nor disapprove	14.6	19.5	26.9	30.4	22.6	
Somewhat disapprove	4.1	11.9	18.0	22.1	13.7	
Strongly disapprove	69.4	59.5	47.7	41.7	55.1	
Don't know or can't say	11.9	9.2	7.4	5.8	8.7	
N of Valid	540	565	583	448	2136	
N of Miss	52	33	18	18	121	

Table 142: On how many occasions have you had alcoholic beverages (beer, wine or hard liquor) to drink in your lifetime - more than just a few sips?








Response	6	8	10	12	Total	
0	93.5	77.7	61.5	44.6	70.5	
01/02/13	5.2	10.6	12.7	10.5	9.8	
03/05/13	0.7	4.3	8.0	11.6	5.9	
06/09/13	0.2	3.2	5.5	8.3	4.1	
10/19/13	0.4	1.8	4.1	8.3	3.4	
20-39	0.0	1.2	2.6	5.8	2.2	
40	0.0	1.2	5.7	10.9	4.1	
N of Valid	553	564	584	448	2149	
N of Miss	39	34	17	18	108	

Table 143: On how many occasions have you drunk one of more drinks of an alcoholic beverage during the past 30 days?








Response	6	8	10	12	Total	
0	98.6	93.1	83.3	74.2	87.9	
01/02/13	1.4	4.1	10.6	13.7	7.2	
03/05/13	0.0	1.6	2.6	6.5	2.5	
06/09/13	0.0	0.5	1.0	2.7	1.0	
10/19/13	0.0	0.4	1.5	2.5	1.0	
20-39	0.0	0.0	0.5	0.0	0.1	
40	0.0	0.4	0.5	0.4	0.3	
N of Valid	555	564	586	446	2151	
N of Miss	37	34	15	20	106	



Table 144: On how many occasions have you used marijuana (grass, pot) or hashish (hash, hash oil) in your lifetime?


Response	6	8	10	12	Total	
0	99.3	91.2	81.2	68.0	85.7	
01/02/13	0.5	4.1	6.3	3.6	3.7	
03/05/13	0.2	1.6	2.2	5.1	2.1	
06/09/13	0.0	0.9	2.6	2.9	1.5	
10/19/13	0.0	0.5	1.7	5.1	1.7	
20-39	0.0	0.4	1.7	2.7	1.1	
40	0.0	1.3	4.3	12.5	4.1	
N of Valid	552	559	584	447	2142	
N of Miss	40	39	17	19	115	

Table 145: On how many occasions have you used marijuana (grass, pot) or hashish (hash, hash oil) during the past 30 days?


Response	6	8	10	12	Total	
0	100.0	97.2	93.0	86.3	94.5	
01/02/13	0.0	1.6	3.8	4.3	2.3	
03/05/13	0.0	0.5	0.9	2.5	0.9	
06/09/13	0.0	0.2	0.5	0.5	0.3	
10/19/13	0.0	0.2	0.7	1.4	0.5	
20-39	0.0	0.2	0.3	1.1	0.4	
40	0.0	0.2	0.9	4.1	1.1	
N of Valid	552	562	584	444	2142	
N of Miss	40	36	17	22	115	

Table 146: On how many occasions have you used LSD or other psychedelics in your lifetime?


Response	6	8	10	12	Total	
0	100.0	99.1	98.0	96.0	98.4	
01/02/13	0.0	0.5	0.7	2.0	0.7	
03/05/13	0.0	0.2	0.9	0.9	0.5	
06/09/13	0.0	0.0	0.5	0.4	0.2	
10/19/13	0.0	0.2	0.0	0.4	0.1	
20-39	0.0	0.0	0.0	0.0	0.0	
40	0.0	0.0	0.0	0.2	0.0	
N of Valid	549	563	586	446	2144	
N of Miss	43	35	15	20	113	

Table 147: On how many occasions have you used LSD or other psychedelics during the past 30 days?


Response	6	8	10	12	Total	
0	100.0	99.6	99.7	99.6	99.7	
01/02/13	0.0	0.0	0.2	0.2	0.1	
03/05/13	0.0	0.4	0.0	0.2	0.1	
06/09/13	0.0	0.0	0.2	0.0	0.0	
10/19/13	0.0	0.0	0.0	0.0	0.0	
20-39	0.0	0.0	0.0	0.0	0.0	
40	0.0	0.0	0.0	0.0	0.0	
N of Valid	550	562	587	446	2145	
N of Miss	42	36	14	20	112	

Table 148: On how many occasions have you used cocaine or crack in your lifetime?


Response	6	8	10	12	Total	
0	99.6	99.1	98.5	98.4	98.9	
01/02/13	0.4	0.5	0.9	1.1	0.7	
03/05/13	0.0	0.0	0.2	0.2	0.1	
06/09/13	0.0	0.0	0.2	0.0	0.0	
10/19/13	0.0	0.2	0.3	0.0	0.1	
20-39	0.0	0.0	0.0	0.0	0.0	
40	0.0	0.2	0.0	0.2	0.1	
N of Valid	554	561	586	446	2147	
N of Miss	38	37	15	20	110	

Table 149: On how many occasions have you used cocaine or crack during the past 30 days?


Response	6	8	10	12	Total	
0	99.8	99.3	99.8	99.8	99.7	
01/02/13	0.2	0.5	0.0	0.0	0.2	
03/05/13	0.0	0.2	0.0	0.0	0.0	
06/09/13	0.0	0.0	0.0	0.0	0.0	
10/19/13	0.0	0.0	0.2	0.0	0.0	
20-39	0.0	0.0	0.0	0.0	0.0	
40	0.0	0.0	0.0	0.2	0.0	
N of Valid	550	563	587	446	2146	
N of Miss	42	35	14	20	111	

Table 150: On how many occasions have you sniffed glue, breathed the contents of an aerosol spray can, or inhaled other gases or sprays, in order to get high in your lifetime?








Response	6	8	10	12	Total	
0	97.6	94.3	92.0	93.9	94.4	
01/02/13	1.4	3.9	3.9	3.6	3.2	
03/05/13	0.4	0.9	1.7	0.9	1.0	
06/09/13	0.0	0.4	0.7	0.4	0.4	
10/19/13	0.4	0.2	0.3	0.4	0.3	
20-39	0.0	0.4	0.5	0.0	0.2	
40	0.2	0.0	0.9	0.7	0.4	
N of Valid	552	560	586	446	2144	
N of Miss	40	38	15	20	113	

Table 151: On how many occasions have you sniffed glue, breathed the contents of an aerosol spray can, or inhaled other gases or sprays, in order to get high during the past 30 days?






Response	6	8	10	12	Total	
0	98.9	98.0	97.8	99.1	98.4	
01/02/13	0.9	1.8	1.4	0.4	1.2	
03/05/13	0.2	0.0	0.3	0.2	0.2	
06/09/13	0.0	0.2	0.5	0.0	0.2	
10/19/13	0.0	0.0	0.0	0.0	0.0	
20-39	0.0	0.0	0.0	0.0	0.0	
40	0.0	0.0	0.0	0.2	0.0	
N of Valid	551	563	587	446	2147	
N of Miss	41	35	14	20	110	

Table 152: On how many occasions have you used Daztrex in your lifetime?


Response	6	8	10	12	Total	
0	100.0	100.0	100.0	100.0	100.0	
01/02/13	0.0	0.0	0.0	0.0	0.0	
03/05/13	0.0	0.0	0.0	0.0	0.0	
06/09/13	0.0	0.0	0.0	0.0	0.0	
10/19/13	0.0	0.0	0.0	0.0	0.0	
20-39	0.0	0.0	0.0	0.0	0.0	
40	0.0	0.0	0.0	0.0	0.0	
N of Valid	548	559	587	446	2140	
N of Miss	44	39	14	20	117	

Table 153: On how many occasions have you used Daztrex during the past 30 days?


Response	6	8	10	12	Total	
0	100.0	100.0	100.0	100.0	100.0	
01/02/13	0.0	0.0	0.0	0.0	0.0	
03/05/13	0.0	0.0	0.0	0.0	0.0	
06/09/13	0.0	0.0	0.0	0.0	0.0	
10/19/13	0.0	0.0	0.0	0.0	0.0	
20-39	0.0	0.0	0.0	0.0	0.0	
40	0.0	0.0	0.0	0.0	0.0	
N of Valid	546	559	586	445	2136	
N of Miss	46	39	15	21	121	

Table 154: On how many occasions have you used synthetic marijuana in your lifetime?








Response	6	8	10	12	Total	
0	100.0	97.5	95.9	85.4	95.2	
01/02/13	0.0	1.6	1.9	7.4	2.5	
03/05/13	0.0	0.2	0.3	2.0	0.6	
06/09/13	0.0	0.0	0.5	1.8	0.5	
10/19/13	0.0	0.2	0.3	1.1	0.4	
20-39	0.0	0.0	0.3	0.9	0.3	
40	0.0	0.5	0.7	1.4	0.6	
N of Valid	552	561	585	444	2142	
N of Miss	40	37	16	22	115	

Table 155: On how many occasions have you used synthetic marijuana during the past 30 days?


Response	6	8	10	12	Total	
0	100.0	99.3	98.8	98.2	99.1	
01/02/13	0.0	0.5	0.7	1.4	0.6	
03/05/13	0.0	0.0	0.2	0.2	0.1	
06/09/13	0.0	0.0	0.2	0.2	0.1	
10/19/13	0.0	0.2	0.0	0.0	0.0	
20-39	0.0	0.0	0.2	0.0	0.0	
40	0.0	0.0	0.0	0.0	0.0	
N of Valid	547	561	586	444	2138	
N of Miss	45	37	15	22	119	

Table 156: On how many occasions have you used methamphetamines (meth, speed, crank, crystal meth) in your lifetime?


Response	6	8	10	12	Total	
0	100.0	99.3	97.6	98.6	98.9	
01/02/13	0.0	0.5	0.9	0.5	0.5	
03/05/13	0.0	0.0	0.2	0.2	0.1	
06/09/13	0.0	0.0	0.5	0.0	0.1	
10/19/13	0.0	0.2	0.2	0.2	0.1	
20-39	0.0	0.0	0.3	0.2	0.1	
40	0.0	0.0	0.3	0.2	0.1	
N of Valid	547	560	583	444	2134	
N of Miss	45	38	18	22	123	

Table 157: On how many occasions have you used methamphetamines (meth, speed, crank, crystal meth) in the past 30 days?


Response	6	8	10	12	Total	
0	100.0	99.6	99.5	99.8	99.7	
01/02/13	0.0	0.2	0.2	0.0	0.1	
03/05/13	0.0	0.2	0.0	0.0	0.0	
06/09/13	0.0	0.0	0.0	0.0	0.0	
10/19/13	0.0	0.0	0.2	0.0	0.0	
20-39	0.0	0.0	0.0	0.2	0.0	
40	0.0	0.0	0.2	0.0	0.0	
N of Valid	548	560	588	443	2139	
N of Miss	44	38	13	23	118	

Table 158: On how many occasions have you used other chemical products (bath salts, plant food, etc.) in your lifetime?


Response	6	8	10	12	Total	
0	98.4	99.6	99.1	99.5	99.2	
01/02/13	0.5	0.4	0.3	0.5	0.4	
03/05/13	0.5	0.0	0.0	0.0	0.1	
06/09/13	0.2	0.0	0.3	0.0	0.1	
10/19/13	0.0	0.0	0.2	0.0	0.0	
20-39	0.0	0.0	0.0	0.0	0.0	
40	0.4	0.0	0.0	0.0	0.1	
N of Valid	546	560	588	442	2136	
N of Miss	46	38	13	24	121	

Table 159: On how many occasions have you used other chemical products (bath salts, plant food, etc.) during the past 30 days?


Response	6	8	10	12	Total	
0	99.3	100.0	99.5	99.8	99.6	
01/02/13	0.4	0.0	0.2	0.2	0.2	
03/05/13	0.0	0.0	0.2	0.0	0.0	
06/09/13	0.2	0.0	0.0	0.0	0.0	
10/19/13	0.0	0.0	0.2	0.0	0.0	
20-39	0.0	0.0	0.0	0.0	0.0	
40	0.2	0.0	0.0	0.0	0.0	
N of Valid	542	558	587	441	2128	
N of Miss	50	40	14	25	129	

Table 160: On how many occasions have you used heroin or other opiates in your lifetime?


Response	6	8	10	12	Total	
0	100.0	99.6	99.1	98.6	99.4	
01/02/13	0.0	0.4	0.0	0.5	0.2	
03/05/13	0.0	0.0	0.3	0.7	0.2	
06/09/13	0.0	0.0	0.2	0.0	0.0	
10/19/13	0.0	0.0	0.3	0.0	0.1	
20-39	0.0	0.0	0.0	0.2	0.0	
40	0.0	0.0	0.0	0.0	0.0	
N of Valid	544	559	586	442	2131	
N of Miss	48	39	15	24	126	

Table 161: On how many occasions have you used heroin or other opiates during the past 30 days?


Response	6	8	10	12	Total	
0	100.0	100.0	99.8	99.8	99.9	
01/02/13	0.0	0.0	0.0	0.0	0.0	
03/05/13	0.0	0.0	0.0	0.2	0.0	
06/09/13	0.0	0.0	0.0	0.0	0.0	
10/19/13	0.0	0.0	0.2	0.0	0.0	
20-39	0.0	0.0	0.0	0.0	0.0	
40	0.0	0.0	0.0	0.0	0.0	
N of Valid	543	560	587	443	2133	
N of Miss	49	38	14	23	124	

Table 162: On how many occasions have you used MDMA ('X', 'E', or ecstasy) in your lifetime?


Response	6	8	10	12	Total	
0	100.0	98.9	98.0	98.0	98.7	
01/02/13	0.0	0.5	1.0	1.4	0.7	
03/05/13	0.0	0.4	0.2	0.2	0.2	
06/09/13	0.0	0.0	0.3	0.2	0.1	
10/19/13	0.0	0.0	0.2	0.2	0.1	
20-39	0.0	0.2	0.2	0.0	0.1	
40	0.0	0.0	0.2	0.0	0.0	
N of Valid	543	557	588	444	2132	
N of Miss	49	41	13	22	125	

Table 163: On how many occasions have you used MDMA ('X', 'E', or ecstasy) during the past 30 days?


Response	6	8	10	12	Total	
0	100.0	99.5	99.3	99.3	99.5	
01/02/13	0.0	0.4	0.3	0.2	0.2	
03/05/13	0.0	0.2	0.0	0.0	0.0	
06/09/13	0.0	0.0	0.2	0.0	0.0	
10/19/13	0.0	0.0	0.2	0.2	0.1	
20-39	0.0	0.0	0.0	0.2	0.0	
40	0.0	0.0	0.0	0.0	0.0	
N of Valid	542	556	588	444	2130	
N of Miss	50	42	13	22	127	

Table 164: On how many occasions have you taken prescription drugs (such as Valium, Xanax, Ritalin, Adderall, OxyContin, Darvocet, or sleeping pills) not prescribed to you in your lifetime?








Response	6	8	10	12	Total	
0	98.2	95.3	91.8	86.9	93.4	
01/02/13	0.9	2.7	2.4	3.8	2.4	
03/05/13	0.7	0.7	1.7	3.2	1.5	
06/09/13	0.0	0.2	1.0	2.0	0.7	
10/19/13	0.0	0.4	1.5	1.8	0.9	
20-39	0.0	0.5	0.5	0.5	0.4	
40	0.2	0.2	1.0	1.8	0.7	
N of Valid	552	559	586	443	2140	
N of Miss	40	39	15	23	117	

Table 165: On how many occasions have you taken prescription drugs (such as Valium, Xanax, Ritalin, Adderall, OxyContin, Darvocet, or sleeping pills) not prescribed to you during the past 30 days?








Response	6	8	10	12	Total	
0	99.3	98.0	96.7	94.4	97.2	
01/02/13	0.5	1.6	2.6	2.3	1.7	
03/05/13	0.2	0.0	0.2	2.5	0.6	
06/09/13	0.0	0.2	0.0	0.5	0.1	
10/19/13	0.0	0.2	0.3	0.2	0.2	
20-39	0.0	0.0	0.0	0.2	0.0	
40	0.0	0.0	0.2	0.0	0.0	
N of Valid	550	559	584	443	2136	
N of Miss	42	39	17	23	121	



Table 166: On how many occasions have you taken non-prescription medicines such as diet pills (for example, Dietac, Dexatrim or Prolamine), stay-awake pills (for example No-Doz, Vivarin, or Wake), or cough or cold medicines (robos, DXM, etc.) to get high in your lifetime?








Response	6	8	10	12	Total	
0	99.6	97.3	96.1	93.0	96.7	
01/02/13	0.2	1.4	1.4	2.5	1.3	
03/05/13	0.0	0.4	0.7	1.6	0.6	
06/09/13	0.0	0.4	0.5	0.7	0.4	
10/19/13	0.0	0.2	0.5	0.7	0.3	
20-39	0.2	0.2	0.5	0.5	0.3	
40	0.0	0.2	0.3	1.1	0.4	
N of Valid	547	558	587	443	2135	
N of Miss	45	40	14	23	122	

Table 167: On how many occasions have you taken non-prescription medicines such as diet pills (for example, Dietac, Dexatrim or Prolamine), stay-awake pills (for example No-Doz, Vivarin, or Wake), or cough or cold medicines (robos, DXM, etc.) to get high during the past 30 days?








Response	6	8	10	12	Total	
0	99.8	98.4	99.1	97.7	98.8	
01/02/13	0.2	0.7	0.2	1.1	0.5	
03/05/13	0.0	0.7	0.0	0.7	0.3	
06/09/13	0.0	0.2	0.0	0.2	0.1	
10/19/13	0.0	0.0	0.3	0.2	0.1	
20-39	0.0	0.0	0.2	0.0	0.0	
40	0.0	0.0	0.2	0.0	0.0	
N of Valid	545	560	587	440	2132	
N of Miss	47	38	14	26	125	

Table 168: On how many occasions have you been drunk or very high from drinking alcoholic beverages during the past 30 days?


Response	6	8	10	12	Total	
0	99.8	96.1	92.7	84.0	93.6	
01/02/13	0.2	2.7	3.9	9.8	3.8	
03/05/13	0.0	0.0	1.9	3.7	1.3	
06/09/13	0.0	0.4	0.7	0.9	0.5	
10/19/13	0.0	0.4	0.3	0.7	0.3	
20-39	0.0	0.2	0.2	0.0	0.1	
40	0.0	0.4	0.3	0.9	0.4	
N of Valid	547	559	586	438	2130	
N of Miss	45	39	15	28	127	

Table 169: On how many occasions have you drunk flavored alcoholic beverages, sometimes called 'alcopops' (like Mike's Hard Lemonade, Smirnoff Ice, Bacardi Breezers, etc.) in your lifetime?


Response	6	8	10	12	Total	
0	97.1	85.7	74.1	62.1	80.6	
01/02/13	2.6	7.2	8.7	8.8	6.7	
03/05/13	0.0	3.4	7.0	9.0	4.7	
06/09/13	0.2	1.8	3.6	5.4	2.6	
10/19/13	0.2	0.9	2.2	6.3	2.2	
20-39	0.0	0.4	1.5	3.4	1.2	
40	0.0	0.7	2.7	5.0	2.0	
N of Valid	548	559	584	443	2134	
N of Miss	44	39	17	23	123	

Table 170: On how many occasions have you drunk flavored alcoholic beverages, sometimes called 'alcopops' (like Mike's Hard Lemonade, Smirnoff Ice, Bacardi Breezers, etc.) during the past 30 days?








Response	6	8	10	12	Total	
0	99.4	94.8	91.5	84.7	93.0	
01/02/13	0.6	3.6	5.1	9.7	4.5	
03/05/13	0.0	0.5	1.7	3.6	1.4	
06/09/13	0.0	0.5	0.7	0.4	0.4	
10/19/13	0.0	0.2	0.7	0.9	0.4	
20-39	0.0	0.0	0.3	0.0	0.1	
40	0.0	0.4	0.0	0.7	0.2	
N of Valid	545	556	586	445	2132	
N of Miss	47	42	15	21	125	

Table 171: If you used prescription drugs or over the counter drugs without a doctor telling you to use it or for the purpose of getting high, where did you get these drugs?












Response	6	8	10	12	Total	
I did not use prescription drugs or over the counter drugs to get high.	98.5	96.1	93.6	90.2	94.8	
I bought it or took it from a store or shop.	0.2	0.0	1.4	0.5	0.5	
I got it from my parents with permission.	0.6	0.4	0.3	0.7	0.5	
I got it from home without permission.	0.6	0.7	0.5	0.9	0.7	
I got it from a relative with permission.	0.2	0.2	0.3	0.9	0.4	
I got it from a relative without permission.	0.0	0.0	0.5	0.7	0.3	
I got it from a friends home with permission.	0.0	0.0	0.3	1.4	0.4	
I got it from a friends home without permission.	0.0	0.2	0.2	0.0	0.1	
I got it from a friend while at school.	0.0	0.7	1.0	0.9	0.7	
I got it from a friend while at a party.	0.0	0.7	0.0	1.1	0.4	
I got it from a friend, elsewhere	0.0	0.9	1.7	2.7	1.3	
N of Valid	525	543	580	439	2087	
N of Miss	67	55	21	27	170	

Table 172: During the last month, about how many marijuana cigarettes, or the equivalent, did you smoke a day, on the average?


Response	6	8	10	12	Total	
None	99.3	96.2	93.5	84.7	93.8	
Less than 1 a day	0.6	1.5	2.7	5.2	2.4	
1 a day	0.0	1.6	0.3	2.5	1.0	
2-3 a day	0.0	0.4	1.7	3.8	1.4	
4-6 a day	0.0	0.4	0.9	2.0	0.8	
7-10 a day	0.0	0.0	0.7	0.5	0.3	
11 or more a day	0.2	0.0	0.2	1.4	0.4	
N of Valid	534	549	586	444	2113	
N of Miss	58	49	15	22	144	

Table 173: How wrong do your friends feel it would be for YOU to: drink alcohol?


Response	6	8	10	12	Total	
Very wrong	83.8	72.0	51.3	37.8	62.1	
Wrong	12.1	13.6	21.3	28.3	18.4	
A little bit wrong	3.0	8.6	15.4	16.7	10.8	
Not wrong at all	1.1	5.9	12.0	17.2	8.7	
N of Valid	536	546	583	442	2107	
N of Miss	56	52	18	24	150	

Table 174: How wrong do your friends feel it would be for YOU to: smoke tobacco?


Response	6	8	10	12	Total	
Very wrong	89.0	75.7	61.0	38.5	67.2	
Wrong	8.0	12.8	20.4	21.1	15.4	
A little bit wrong	1.5	7.3	10.8	14.5	8.3	
Not wrong at all	1.5	4.2	7.9	25.9	9.1	
N of Valid	535	547	584	441	2107	
N of Miss	57	51	17	25	150	

Table 175: How wrong do your friends feel it would be for YOU to: smoke marijuana?





Response	6	8	10	12	Total	
Very wrong	93.1	76.7	61.7	41.5	69.4	
Wrong	4.1	8.6	13.7	17.5	10.7	
A little bit wrong	1.5	8.1	11.1	15.0	8.7	
Not wrong at all	1.3	6.6	13.4	26.0	11.2	
N of Valid	535	546	583	439	2103	
N of Miss	57	52	18	27	154	

Table 176: How wrong do your friends feel it would be for YOU to: use prescription drugs not prescribed to you





Response	6	8	10	12	Total	
Very wrong	92.4	82.4	72.5	59.2	77.3	
Wrong	4.7	8.6	16.8	21.3	12.6	
A little bit wrong	1.5	6.4	6.0	10.7	5.9	
Not wrong at all	1.5	2.6	4.6	8.8	4.2	
N of Valid	536	544	582	441	2103	
N of Miss	56	54	19	25	154	

Table 177: How wrong would most adults (over 21) in your neighborhood think it is for kids your age: to use marijuana?





Response	6	8	10	12	Total	
Very wrong	90.5	82.4	71.8	61.3	77.1	
Wrong	7.4	11.0	16.7	22.4	14.0	
A little bit wrong	1.5	4.6	7.4	10.8	5.9	
Not wrong at all	0.6	2.0	4.1	5.5	3.0	
N of Valid	529	547	582	437	2095	
N of Miss	63	51	19	29	162	

Table 178: How wrong would most adults (over 21) in your neighborhood think it is for kids your age: to drink alcohol?

Response	6	8	10	12	Total	
Very wrong	87.3	77.1	63.9	50.2	70.4	
Wrong	9.7	15.0	20.0	24.8	17.1	
A little bit wrong	2.1	5.3	11.2	17.0	8.6	
Not wrong at all	1.0	2.6	5.0	8.0	4.0	
N of Valid	526	547	581	436	2090	
N of Miss	66	51	20	30	167	

Table 179: How wrong would most adults (over 21) in your neighborhood think it is for kids your age: to smoke cigarettes?

Response	6	8	10	12	Total	
Very wrong	86.5	78.2	67.1	49.7	71.2	
Wrong	9.4	12.6	19.4	25.4	16.4	
A little bit wrong	1.9	5.9	8.4	15.6	7.6	
Not wrong at all	2.3	3.3	5.0	9.4	4.8	
N of Valid	524	546	581	437	2088	
N of Miss	68	52	20	29	169	

Table 180: How much do each of the following statements describe your neighborhood? crime and/or drug selling

Response	6	8	10	12	Total	
NO!	82.2	75.7	68.3	69.9	74.0	
no	12.4	16.6	20.5	22.3	17.8	
yes	4.1	5.3	8.1	5.5	5.8	
YES!	1.4	2.4	3.1	2.3	2.3	
N of Valid	516	543	581	435	2075	
N of Miss	76	55	20	31	182	

Table 181: How much do each of the following statements describe your neighborhood? fights





Response	6	8	10	12	Total	
NO!	72.8	70.6	66.5	69.0	69.6	
no	16.9	19.8	23.9	21.6	20.6	
yes	7.8	7.2	8.1	7.4	7.6	
YES!	2.5	2.4	1.5	2.1	2.1	
N of Valid	514	541	582	435	2072	
N of Miss	78	57	19	31	185	

Table 182: How much do each of the following statements describe your neighborhood? lots of empty or abandoned buildings





Response	6	8	10	12	Total	
NO!	73.9	73.8	72.5	72.9	73.3	
no	18.1	18.8	23.7	21.4	20.6	
yes	5.6	6.1	3.1	5.1	4.9	
YES!	2.3	1.3	0.7	0.7	1.3	
N of Valid	518	542	582	435	2077	
N of Miss	74	56	19	31	180	

Table 183: How much do each of the following statements describe your neighborhood? lots of graffiti





Response	6	8	10	12	Total	
NO!	82.6	81.8	78.3	79.8	80.6	
no	14.8	15.8	19.6	18.9	17.3	
yes	1.8	2.0	1.4	0.7	1.5	
YES!	0.8	0.4	0.7	0.7	0.6	
N of Valid	512	539	581	435	2067	
N of Miss	80	59	20	31	190	

Table 184: I feel safe in my neighborhood.

Response	6	8	10	12	Total
NO!	8.2	6.5	5.5	5.3	6.4
no	6.9	8.5	8.8	4.1	7.3
yes	27.2	30.4	33.5	33.1	31.0
YES!	57.7	54.5	52.2	57.5	55.3
N of Valid	522	539	582	435	2078
N of Miss	70	59	19	31	179

Table 185: If a kid smoked marijuana in your neighborhood would he or she be caught by the police?

Response	6	8	10	12	Total
NO!	11.4	13.9	17.5	21.5	15.9
no	20.2	28.3	43.8	45.3	34.2
yes	26.8	31.6	24.1	21.5	26.2
YES!	41.7	26.2	14.6	11.7	23.8
N of Valid	511	534	576	428	2049
N of Miss	81	64	25	38	208

Table 186: If a kid drank some beer, wine or hard liquor (for example, vodka, whiskey, or gin) in your neighborhood would he or she be caught by the police?

Response	6	8	10	12	Total
NO!	12.8	17.2	23.8	27.6	20.2
no	24.4	34.1	46.0	47.6	37.9
yes	30.5	27.2	18.8	16.9	23.5
YES!	32.3	21.5	11.5	7.9	18.5
N of Valid	508	534	576	431	2049
N of Miss	84	64	25	35	208



Table 187: If a kid carried a handgun in your neighborhood would he or she be caught by the police?





Response	6	8	10	12	Total	
NO!	12.8	14.4	17.2	16.4	15.2	
no	14.8	22.1	31.8	33.9	25.5	
yes	28.0	29.5	27.3	27.8	28.2	
YES!	44.5	34.0	23.7	22.0	31.2	
N of Valid	508	535	575	428	2046	
N of Miss	84	63	26	38	211	

Table 188: If you wanted to get some cigarettes, how easy would it be for you to get some?





Response	6	8	10	12	Total	
Very hard	80.6	62.9	35.2	16.1	49.7	
Sort of hard	7.9	12.1	16.0	9.3	11.6	
Sort of easy	5.7	12.4	25.7	15.4	15.1	
Very easy	5.7	12.6	23.1	59.1	23.6	
N of Valid	506	531	576	428	2041	
N of Miss	86	67	25	38	216	

Table 189: If you wanted to get some beer, wine or hard liquor (for example, vodka, whiskey, or gin), how easy would it be for you to get some?





Response	6	8	10	12	Total	
Very hard	77.2	58.6	28.1	15.3	45.5	
Sort of hard	12.4	14.8	17.9	14.6	15.1	
Sort of easy	5.4	13.3	23.1	27.9	17.2	
Very easy	5.0	13.2	30.9	42.3	22.3	
N of Valid	499	532	576	426	2033	
N of Miss	93	66	25	40	224	

Table 190: If you wanted to get a drug like cocaine, LSD, or amphetamines, how easy would it be for you to get some?





Response	6	8	10	12	Total	
Very hard	94.2	86.9	74.6	54.2	78.4	
Sort of hard	3.2	7.5	13.6	22.9	11.4	
Sort of easy	1.2	3.4	6.8	9.4	5.1	
Very easy	1.4	2.3	5.0	13.4	5.2	
N of Valid	501	533	575	424	2033	
N of Miss	91	65	26	42	224	

Table 191: If you wanted to get a handgun, how easy would it be for you to get one?





Response	6	8	10	12	Total	
Very hard	76.4	65.1	55.4	43.9	60.7	
Sort of hard	10.5	14.2	14.4	17.0	13.9	
Sort of easy	6.7	11.3	12.2	16.3	11.4	
Very easy	6.3	9.4	18.1	22.9	13.9	
N of Valid	505	530	576	424	2035	
N of Miss	87	68	25	42	222	

Table 192: If you wanted to get some marijuana, how easy would it be for you to get some?





Response	6	8	10	12	Total	
Very hard	93.7	75.8	51.1	31.2	63.8	
Sort of hard	3.2	9.2	9.7	10.8	8.2	
Sort of easy	1.8	7.0	16.0	14.8	9.9	
Very easy	1.2	8.1	23.2	43.2	18.1	
N of Valid	494	532	569	426	2021	
N of Miss	98	66	32	40	236	

Table 193: If you wanted to get prescription drugs for the purpose of getting high, how easy would it be for you to get some?


Response	6	8	10	12	Total	
Very hard	85.2	69.0	50.2	37.1	61.0	
Sort of hard	7.0	10.7	12.4	19.9	12.2	
Sort of easy	4.0	10.3	18.2	18.0	12.6	
Very easy	3.8	10.0	19.2	25.1	14.2	
N of Valid	499	532	572	423	2026	
N of Miss	93	66	29	43	231	

Table 194: If you wanted to get synthetic marijuana such as K2 or chemical products such as bath salts to get high, how easy would it be for you to get some?


Response	6	8	10	12	Total	
Very hard	94.4	85.5	71.6	49.5	76.2	
Sort of hard	3.0	6.6	13.1	16.7	9.7	
Sort of easy	1.2	3.6	6.6	13.2	5.9	
Very easy	1.4	4.3	8.7	20.5	8.2	
N of Valid	498	532	574	424	2028	
N of Miss	94	66	27	42	229	

Table 195: If you wanted to get steroids to enhance athletic performance, how easy would it be for you to get some?


Response	6	8	10	12	Total	
Very hard	93.1	85.9	73.2	55.8	77.7	
Sort of hard	4.0	8.5	14.8	19.5	11.5	
Sort of easy	1.4	3.6	5.2	8.9	4.6	
Very easy	1.4	2.1	6.8	15.8	6.1	
N of Valid	495	532	574	425	2026	
N of Miss	97	66	27	41	231	

Table 196: During the past 12 months, have you participated in any alcohol prevention programs or seen any alcohol prevention messages in your school or community? Yes, a school-based program focused on preventing underage drinking and/or drinking and driving.



Response	6	8	10	12	Total	
No	63.0	63.0	68.4	80.0	68.0	
Yes	37.0	37.0	31.6	20.0	32.0	
N of Valid	592	598	601	466	2257	
N of Miss	0	0	0	0	0	

Table 197: During the past 12 months, have you participated in any alcohol prevention programs or seen any alcohol prevention messages in your school or community? Yes, a community-based program focused on preventing underage drinking and/or drinking and driving (for example, through your church or temple or through youth groups like Boys and Girls Club or 4-H).



Response	6	8	10	12	Total	
No	88.0	89.1	93.3	95.7	91.3	
Yes	12.0	10.9	6.7	4.3	8.7	
N of Valid	592	598	601	466	2257	
N of Miss	0	0	0	0	0	

Table 198: During the past 12 months, have you participated in any alcohol prevention programs or seen any alcohol prevention messages in your school or community? Yes, a media campaign addressing underage drinking and/or drinking and driving (for example, newspaper ads, posters, pamphlets, radio, TV).



Response	6	8	10	12	Total	
No	86.1	85.5	89.4	93.8	88.4	
Yes	13.9	14.5	10.6	6.2	11.6	
N of Valid	592	598	601	466	2257	
N of Miss	0	0	0	0	0	

Table 199: During the past 12 months, have you participated in any alcohol prevention programs or seen any alcohol prevention messages in your school or community? No



Response	6	8	10	12	Total	
No	63.0	56.7	42.9	33.5	49.9	
Yes	37.0	43.3	57.1	66.5	50.1	
N of Valid	592	598	601	466	2257	
N of Miss	0	0	0	0	0	

Table 200: How wrong do your parents feel it would be for YOU to: drink beer, wine or hard liquor (for example, vodka, whiskey or gin) regularly?





Response	6	8	10	12	Total	
Very wrong	93.8	87.8	80.3	71.5	83.8	
Wrong	4.5	8.9	12.5	19.3	11.0	
A little bit wrong	1.2	2.8	4.9	6.7	3.8	
Not wrong at all	0.6	0.6	2.3	2.6	1.5	
N of Valid	513	539	575	431	2058	
N of Miss	79	59	26	35	199	

Table 201: How wrong do your parents feel it would be for YOU to: smoke tobacco?





Response	6	8	10	12	Total	
Very wrong	97.7	90.3	85.6	73.1	87.2	
Wrong	2.0	6.3	9.2	14.6	7.8	
A little bit wrong	0.2	2.0	4.0	8.4	3.5	
Not wrong at all	0.2	1.3	1.2	3.9	1.6	
N of Valid	511	538	575	431	2055	
N of Miss	81	60	26	35	202	

Table 202: How wrong do your parents feel it would be for YOU to: smoke marijuana?





Response	6	8	10	12	Total	
Very wrong	97.6	92.1	86.2	78.9	89.1	
Wrong	1.6	3.2	7.0	10.4	5.4	
A little bit wrong	0.4	3.2	4.4	5.8	3.4	
Not wrong at all	0.4	1.5	2.4	4.9	2.2	
N of Valid	507	534	573	432	2046	
N of Miss	85	64	28	34	211	

Table 203: How wrong do your parents feel it would be for YOU to: use prescription drugs not prescribed to you?





Response	6	8	10	12	Total	
Very wrong	97.3	94.2	91.4	88.7	93.0	
Wrong	2.0	3.9	5.9	8.6	5.0	
A little bit wrong	0.6	1.3	1.4	1.6	1.2	
Not wrong at all	0.2	0.6	1.2	1.2	0.8	
N of Valid	510	534	573	432	2049	
N of Miss	82	64	28	34	208	

Table 204: How wrong do your parents feel it would be for YOU to: steal something worth more than \$5?





Response	6	8	10	12	Total	
Very wrong	91.0	87.3	88.0	88.9	88.7	
Wrong	7.1	10.1	8.9	8.1	8.6	
A little bit wrong	1.8	1.7	2.4	1.4	1.9	
Not wrong at all	0.2	0.9	0.7	1.6	0.8	
N of Valid	510	536	573	431	2050	
N of Miss	82	62	28	35	207	

Table 205: How wrong do your parents feel it would be for YOU to: draw graffiti, write things, or draw pictures on buildings or other property (without the owner's permission)?





Response	6	8	10	12	Total	
Very wrong	93.1	87.5	85.2	86.3	88.0	
Wrong	3.5	7.6	10.8	11.4	8.3	
A little bit wrong	2.6	3.5	3.1	1.6	2.8	
Not wrong at all	0.8	1.3	0.9	0.7	0.9	
N of Valid	509	536	576	431	2052	
N of Miss	83	62	25	35	205	

Table 206: How wrong do your parents feel it would be for YOU to: pick a fight with someone?





Response	6	8	10	12	Total	
Very wrong	83.9	69.2	63.5	64.7	70.3	
Wrong	9.3	18.7	19.7	23.5	17.7	
A little bit wrong	5.6	9.5	13.0	9.5	9.5	
Not wrong at all	1.2	2.6	3.8	2.3	2.5	
N of Valid	503	536	575	430	2044	
N of Miss	89	62	26	36	213	

Table 207: During the past 12 months, have you talked with at least one of your parents about the dangers of underage drinking and/or drinking and driving? By parents, we mean either your biological parents, adoptive parents, stepparents, or adult guardians - whether or not they live with you.



Response	6	8	10	12	Total	
No	47.2	51.5	58.6	58.9	54.1	
Yes	52.8	48.5	41.4	41.1	45.9	
N of Valid	487	520	565	426	1998	
N of Miss	105	78	36	40	259	

Table 208: The rules in my family are clear.





Response	6	8	10	12	Total	
NO!	2.4	2.7	1.6	4.9	2.8	
no	4.4	5.9	6.3	5.8	5.6	
yes	25.1	26.9	38.6	38.6	32.2	
YES!	68.1	64.6	53.6	50.7	59.4	
N of Valid	501	528	573	430	2032	
N of Miss	91	70	28	36	225	

Table 209: People in my family often insult or yell at each other.

Response	6	8	10	12	Total	
NO!	39.0	30.7	22.8	28.0	30.0	
no	35.8	43.1	41.5	44.6	41.2	
yes	16.9	19.2	24.9	19.6	20.3	
YES!	8.2	7.0	10.9	7.7	8.6	
N of Valid	497	527	571	428	2023	
N of Miss	95	71	30	38	234	

Table 210: When I am not at home, one of my parents knows where I am and who I am with.

Response	6	8	10	12	Total	
NO!	3.6	3.4	2.5	5.1	3.5	
no	2.6	4.7	7.7	7.7	5.7	
yes	20.5	28.0	34.9	41.0	30.9	
YES!	73.3	63.9	54.9	46.2	59.9	
N of Valid	498	532	570	429	2029	
N of Miss	94	66	31	37	228	

Table 211: We argue about the same things in my family over and over.

Response	6	8	10	12	Total	
NO!	37.2	27.1	16.4	20.5	25.2	
no	35.6	36.9	36.2	41.2	37.3	
yes	17.3	25.8	32.2	27.7	25.9	
YES!	9.9	10.2	15.2	10.7	11.6	
N of Valid	497	520	572	430	2019	
N of Miss	95	78	29	36	238	



Table 212: If you drank some beer or wine or liquor (for example, vodka, whiskey, or gin) without your parents' permission, would you be caught by your parents?

Response	6	8	10	12	Total
NO!	6.3	7.3	10.5	14.3	9.4
no	3.4	15.8	27.4	34.3	20.0
yes	13.2	18.1	26.5	25.7	20.9
YES!	77.1	58.8	35.6	25.7	49.7
N of Valid	494	519	573	428	2014
N of Miss	98	79	28	38	243

Table 213: My family has clear rules about alcohol and drug use.

Response	6	8	10	12	Total
NO!	4.1	3.6	2.1	6.8	4.0
no	3.9	6.1	11.7	13.3	8.7
yes	13.6	21.3	28.8	31.9	23.8
YES!	78.5	68.9	57.3	48.0	63.5
N of Valid	493	521	572	427	2013
N of Miss	99	77	29	39	244

Table 214: If you carried a handgun without your parents' permission, would you be caught by your parents?

Response	6	8	10	12	Total
NO!	3.3	5.8	5.1	7.7	5.4
no	1.6	6.2	13.3	17.3	9.5
yes	12.9	17.5	23.5	28.5	20.4
YES!	82.2	70.5	58.1	46.5	64.7
N of Valid	490	519	571	428	2008
N of Miss	102	79	30	38	249

Table 215: If you skipped school would you be caught by your parents?

Response	6	8	10	12	Total
NO!	2.7	4.2	4.2	9.4	4.9
no	3.5	9.2	12.1	22.1	11.4
yes	15.0	20.6	27.2	27.5	22.6
YES!	78.9	66.0	56.5	41.1	61.1
N of Valid	488	520	570	426	2004
N of Miss	104	78	31	40	253

Table 216: My parents ask if I've gotten my homework done.

Response	6	8	10	12	Total
NO!	2.7	4.0	6.5	13.3	6.4
no	3.3	10.4	13.8	22.0	12.1
yes	22.7	26.9	36.3	34.4	30.1
YES!	71.4	58.7	43.4	30.2	51.4
N of Valid	490	520	571	427	2008
N of Miss	102	78	30	39	249

Table 217: People in my family have serious arguments.

Response	6	8	10	12	Total
NO!	40.6	36.9	27.5	31.0	33.8
no	37.3	37.6	42.4	47.9	41.1
yes	12.1	16.8	19.1	12.4	15.4
YES!	10.0	8.7	11.0	8.7	9.7
N of Valid	488	518	571	426	2003
N of Miss	104	80	30	40	254

Table 218: Would your parents know if you did not come home on time?

Response	6	8	10	12	Total
NO!	3.3	3.1	3.0	7.1	4.0
no	6.2	9.1	13.2	13.9	10.6
yes	19.3	27.8	32.5	36.4	28.9
YES!	71.2	60.0	51.4	42.6	56.6
N of Valid	486	515	570	423	1994
N of Miss	106	83	31	43	263

Table 219: Have any of your brothers or sisters ever: drunk beer, wine or hard liquor (for example, vodka, whiskey or gin)?

Response	6	8	10	12	Total
No	84.4	65.9	47.4	38.6	59.2
Yes	11.9	29.7	46.7	55.3	35.7
I don't have any brothers or sisters	3.8	4.4	6.0	6.1	5.1
N of Valid	480	519	570	427	1996
N of Miss	112	79	31	39	261

Table 220: Have any of your brothers or sisters ever: smoked marijuana?

Response	6	8	10	12	Total
No	94.2	82.1	67.5	60.8	76.3
Yes	2.1	13.3	26.2	32.9	18.4
I don't have any brothers or sisters	3.7	4.6	6.3	6.3	5.2
N of Valid	483	519	569	429	2000
N of Miss	109	79	32	37	257

Table 221: Have any of your brothers or sisters ever: smoked cigarettes?

Response	6	8	10	12	Total
No	87.1	74.8	62.0	52.3	69.3
Yes	9.1	20.6	31.9	41.8	25.6
I don't have any brothers or sisters	3.7	4.6	6.2	5.9	5.1
N of Valid	481	519	568	426	1994
N of Miss	111	79	33	40	263

Table 222: Have any of your brothers or sisters ever: taken a handgun to school?




Response	6	8	10	12	Total	
No	96.0	94.7	92.3	92.7	93.9	
Yes	0.2	0.4	1.4	1.4	0.9	
I don't have any brothers or sisters	3.7	4.9	6.3	5.9	5.2	
N of Valid	481	514	568	427	1990	
N of Miss	111	84	33	39	267	

Table 223: Have any of your brothers or sisters ever: been suspended or expelled from school?




Response	6	8	10	12	Total	
No	84.0	73.9	70.1	66.7	73.7	
Yes	12.3	21.2	23.5	27.2	21.0	
I don't have any brothers or sisters	3.7	4.9	6.4	6.1	5.3	
N of Valid	481	514	566	426	1987	
N of Miss	111	84	35	40	270	

Table 224: Have you changed homes in the past year (the last 12 months)?



Response	6	8	10	12	Total	
No	74.5	75.7	80.6	78.8	77.5	
Yes	25.5	24.3	19.4	21.2	22.5	
N of Valid	487	519	571	424	2001	
N of Miss	105	79	30	42	256	

Table 225: How many times have you changed homes since kindergarten?






Response	6	8	10	12	Total	
Never	38.9	33.5	30.8	30.6	33.4	
1 or 2 times	29.2	33.3	32.3	28.5	31.0	
3 or 4 times	20.3	18.7	19.4	20.9	19.8	
5 or 6 times	4.7	7.1	7.3	9.6	7.1	
7 or more times	7.0	7.3	10.1	10.4	8.7	
N of Valid	473	519	572	425	1989	
N of Miss	119	79	29	41	268	

Table 226: Have you changed schools (including changing from elementary to middle and middle to high school) in the past year?



Response	6	8	10	12	Total	
No	46.9	52.0	48.5	84.2	56.7	
Yes	53.1	48.0	51.5	15.8	43.3	
N of Valid	475	513	569	423	1980	
N of Miss	117	85	32	43	277	

Table 227: How many times have you changed schools since kindergarten (including changing from elementary to middle and middle to high school)?






Response	6	8	10	12	Total	
Never	28.5	23.0	23.8	24.0	24.8	
1 or 2 times	44.5	32.6	17.2	19.3	28.2	
3 or 4 times	16.0	29.1	37.3	37.6	30.1	
5 or 6 times	6.7	9.0	14.9	12.7	10.9	
7 or more times	4.4	6.2	6.8	6.4	6.0	
N of Valid	481	512	571	425	1989	
N of Miss	111	86	30	41	268	

Table 228: Has anyone in your family ever had severe alcohol or drug problems?



Response	6	8	10	12	Total	
No	81.3	66.7	55.9	59.1	65.5	
Yes	18.7	33.3	44.1	40.9	34.5	
N of Valid	482	514	571	423	1990	
N of Miss	110	84	30	43	267	

Table 229: About how many adults (over 21) have you known personally who in the past year have: used marijuana, crack, cocaine, or other drugs?






Response	6	8	10	12	Total	
0	84.6	72.0	60.2	51.5	67.3	
1	6.7	12.1	16.5	15.1	12.7	
2	5.2	7.6	6.8	9.0	7.1	
03/04/13	1.9	4.1	7.4	11.3	6.0	
5	1.7	4.3	9.1	13.0	6.9	
N of Valid	479	514	570	423	1986	
N of Miss	113	84	31	43	271	

Table 230: About how many adults (over 21) have you known personally who in the past year have: sold or dealt drugs?






Response	6	8	10	12	Total	
0	90.8	83.2	71.9	67.3	78.4	
1	6.3	8.2	12.5	12.3	9.8	
2	0.8	4.5	5.8	7.3	4.6	
03/04/13	0.8	2.3	4.6	6.2	3.4	
5	1.3	1.8	5.3	6.9	3.7	
N of Valid	477	511	570	422	1980	
N of Miss	115	87	31	44	277	

Table 231: About how many adults (over 21) have you known personally who in the past year have: done other things that could get them in trouble with the police, like stealing, selling stolen goods, mugging or assaulting others, etc.?






Response	6	8	10	12	Total	
0	88.7	76.3	70.4	67.4	75.7	
1	7.1	12.5	14.2	9.7	11.1	
2	1.9	5.5	6.0	7.6	5.2	
03/04/13	1.0	2.2	3.9	6.4	3.3	
5	1.3	3.5	5.6	9.0	4.7	
N of Valid	479	511	570	423	1983	
N of Miss	113	87	31	43	274	

Table 232: About how many adults (over 21) have you known personally who in the past year have: gotten drunk or high?






Response	6	8	10	12	Total	
0	70.5	50.8	38.2	33.6	48.2	
1	17.5	19.5	17.4	13.7	17.2	
2	5.3	10.0	12.8	10.0	9.7	
03/04/13	2.1	8.4	10.0	12.6	8.2	
5	4.6	11.3	21.6	30.1	16.7	
N of Valid	474	512	570	422	1978	
N of Miss	118	86	31	44	279	

Table 233: Have you seen or heard information about underage drinking in the past 12 months from the following sources? Radio



Response	6	8	10	12	Total	
No	65.7	59.6	58.6	60.0	60.9	
Yes	34.3	40.4	41.4	40.0	39.1	
N of Valid	484	513	568	430	1995	
N of Miss	108	85	33	36	262	

Table 234: Have you seen or heard information about underage drinking in the past 12 months from the following sources? TV.



Response	6	8	10	12	Total	
No	41.4	36.8	34.6	37.0	37.4	
Yes	58.6	63.2	65.4	63.0	62.6	
N of Valid	485	513	569	430	1997	
N of Miss	107	85	32	36	260	

Table 235: Have you seen or heard information about underage drinking in the past 12 months from the following sources? Print. This includes information on underage drinking you may have seen in the newspaper, on a billboard, in pamphlets, on stickers, etc.



Response	6	8	10	12	Total	
No	53.0	43.5	42.4	48.3	46.5	
Yes	47.0	56.5	57.6	51.7	53.5	
N of Valid	479	510	571	429	1989	
N of Miss	113	88	30	37	268	

Table 236: Have you seen or heard information about underage drinking in the past 12 months from the following sources? Website or social media? (Facebook, Myspace, website, etc.)



Response	6	8	10	12	Total	
No	62.8	48.2	46.8	50.7	51.9	
Yes	37.2	51.8	53.2	49.3	48.1	
N of Valid	484	510	570	428	1992	
N of Miss	108	88	31	38	265	

Table 237: The next questions ask about your opinions of the information you saw or heard. If you have seen or heard more than one ad, please think about your favorite ad when answering these questions. The information about underage drinking that I saw or heard was convincing.






Response	6	8	10	12	Total	
NO!	24.4	15.1	12.1	15.3	16.5	
no	5.1	12.5	18.1	20.5	14.1	
yes	18.8	25.7	36.2	32.8	28.6	
YES!	23.9	27.1	18.3	17.0	21.6	
I have not seen or heard any ads about underage drinking in the past 12 months.	27.8	19.5	15.4	14.4	19.2	
N of Valid	468	502	564	424	1958	
N of Miss	124	96	37	42	299	

Table 238: The next questions ask about your opinions of the information you saw or heard. If you have seen or heard more than one ad, please think about your favorite ad when answering these questions. The information about underage drinking that I saw or heard grabbed my attention.






Response	6	8	10	12	Total	
NO!	20.7	13.1	12.1	14.9	15.0	
no	9.4	19.4	26.6	24.8	20.3	
yes	17.5	22.2	28.6	31.0	24.8	
YES!	25.2	26.2	17.9	14.7	21.1	
I have not seen or heard any ads about underage drinking in the past 12 months.	27.1	19.0	14.7	14.7	18.8	
N of Valid	468	504	563	423	1958	
N of Miss	124	94	38	43	299	



Table 239: The next questions ask about your opinions of the information you saw or heard. If you have seen or heard more than one ad, please think about your favorite ad when answering these questions. The information about underage drinking that I saw or heard said something important to me.


Response	6	8	10	12	Total	
NO!	19.3	12.2	12.2	15.2	14.5	
no	7.3	19.9	28.3	29.1	21.3	
yes	18.0	20.1	26.9	26.3	22.9	
YES!	27.4	27.9	17.5	14.9	22.0	
I have not seen or heard any ads about underage drinking in the past 12 months.	28.1	19.9	15.0	14.5	19.3	
N of Valid	467	502	565	422	1956	
N of Miss	125	96	36	44	301	

Table 240: The next questions ask about your opinions of the information you saw or heard. If you have seen or heard more than one ad, please think about your favorite ad when answering these questions. Seeing or hearing this information about underage drinking made me want to stop or decrease my drinking.

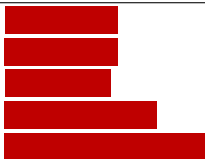

Response	6	8	10	12	Total	
NO!	17.0	14.3	14.4	19.2	16.0	
no	4.9	11.8	20.3	26.4	16.1	
yes	7.7	12.2	18.8	19.7	14.8	
YES!	23.7	28.2	21.2	16.5	22.5	
I have not seen or heard any ads about underage drinking in the past 12 months.	46.7	33.5	25.2	18.2	30.5	
N of Valid	405	483	547	417	1852	
N of Miss	187	115	54	49	405	

Table 241: How honest were you in filling out this survey?

Response	6	8	10	12	Total	
I was very honest	86.5	82.4	78.1	78.7	81.4	
I was honest pretty much of the time	11.7	14.5	17.7	15.2	14.9	
I was honest some of the time	1.8	2.1	3.3	4.2	2.8	
I was honest once in a while	0.0	1.0	0.9	1.9	0.9	
I was not honest at all	0.0	0.0	0.0	0.0	0.0	
N of Valid	489	512	576	428	2005	
N of Miss	103	86	25	38	252	