

A background image showing a row of students in a classroom, focused on their work. They are holding yellow pencils and looking down at papers on their desks. The image is slightly blurred, emphasizing the text overlay.

2017 APNA

Arkansas Prevention Needs Assessment Survey

Pope County
Tables

Arkansas Department of Human Services,
Division of Aging, Adults and Behavioral
Health Services
And
University of Arkansas at Little Rock
MidSOUTH Center for Prevention and Training

Conducted by International Survey Associates dba Pride Surveys

Contents

1	INTRODUCTION	11
2	PERCENTAGE TABLES	15

List of Frequency Distribution Tables

1	Gender	16
2	Age	16
3	Are you Hispanic or Latino?	16
4	What is your race? Black or African American	17
5	What is your race? Asian	17
6	What is your race? American Indian	17
7	What is your race? Alaska Native	17
8	What is your race? White	18
9	What is your race? Native Hawaiian or Other Pacific Islander	18
10	What is your race? Other	18
11	What is the highest level of schooling completed by your mother or father?	19
12	Think of where you live most of the time. Which of the following people live there with you? Mother	19
13	Think of where you live most of the time. Which of the following people live there with you? Stepmother	19
14	Think of where you live most of the time. Which of the following people live there with you? Foster Mother	20
15	Think of where you live most of the time. Which of the following people live there with you? Grandmother	20
16	Think of where you live most of the time. Which of the following people live there with you? Aunt	20
17	Think of where you live most of the time. Which of the following people live there with you? Father	20
18	Think of where you live most of the time. Which of the following people live there with you? Stepfather	21
19	Think of where you live most of the time. Which of the following people live there with you? Foster Father	21
20	Think of where you live most of the time. Which of the following people live there with you? Grandfather	21
21	Think of where you live most of the time. Which of the following people live there with you? Uncle	21
22	Think of where you live most of the time. Which of the following people live there with you? Other Adults	22
23	Think of where you live most of the time. Which of the following people live there with you? Brother(s)	22
24	Think of where you live most of the time. Which of the following people live there with you? Stepbrother(s)	22
25	Think of where you live most of the time. Which of the following people live there with you? Sister(s)	22
26	Think of where you live most of the time. Which of the following people live there with you? Stepsister(s)	23

27	Think of where you live most of the time. Which of the following people live there with you? Other Children	23
28	In my school, students have lots of chances to help decide things like class activities and rules.	23
29	Teachers ask me to work on special classroom projects.	23
30	My teacher(s) notices when I am doing a good job and lets me know about it.	24
31	There are lots of chances for students in my school to get involved in sports, clubs, and other school activities outside of class.	24
32	There are lots of chances for students in my school to talk with a teacher one-on-one.	24
33	I feel safe at my school.	25
34	The school lets my parents know when I have done something well.	25
35	My teachers praise me when I work hard in school.	25
36	Are your school grades better than the grades of most students in your class?	26
37	I have lots of chances to be part of class discussions or activities.	26
38	Now thinking back over the past year in school, how often did you: enjoy being in school?	26
39	Now thinking back over the past year in school, how often did you: hate being in school?	27
40	Now thinking back over the past year in school, how often did you: try to do your best work in school?	27
41	How often do you feel that the school work you are assigned is meaningful and important?	27
42	Putting them all together, what were your grades like last year?	28
43	How important do you think the things you are learning in school are going to be for your later life?	28
44	During the LAST FOUR WEEKS how many whole days of school have you missed because you skipped or "cut"?	28
45	What are the chances you would be seen as cool if you: smoked cigarettes?	29
46	What are the chances you would be seen as cool if you: worked hard at school?	29
47	What are the chances you would be seen as cool if you: began drinking alcoholic beverages regularly, that is, at least once or twice a month?	29
48	What are the chances you would be seen as cool if you: defended someone who was being bullied?	30
49	What are the chances you would be seen as cool if you: smoked marijuana?	30
50	What are the chances you would be seen as cool if you: carried a handgun?	30
51	What are the chances you would be seen as cool if you: used e-cigarettes, e-cigars or e-hookahs (vaping)?	31

52	What are the chances you would be seen as cool if you: bullied someone or cyber bullied someone?	31
53	Think of your four best friends (the friends you feel closest to). In the past year (12 months), how many of your best friends have: participated in clubs, organizations or activities at school?	31
54	Think of your four best friends (the friends you feel closest to). In the past year (12 months), how many of your best friends have: smoked cigarettes?	32
55	Think of your four best friends (the friends you feel closest to). In the past year (12 months), how many of your best friends have: tried beer, wine or hard liquor (for example, vodka, whiskey, or gin) when their parents didn't know about it?	32
56	Think of your four best friends (the friends you feel closest to). In the past year (12 months), how many of your best friends have: used e-cigarettes, e-cigars, or e-hookahs?	32
57	Think of your four best friends (the friends you feel closest to). In the past year (12 months), how many of your best friends have: used marijuana?	33
58	Think of your four best friends (the friends you feel closest to). In the past year (12 months), how many of your best friends have: used prescription drugs or non-prescription drugs for the purpose of getting high?	33
59	Think of your four best friends (the friends you feel closest to). In the past year (12 months), how many of your best friends have: used synthetic marijuana (K2, spice) or bath salts?	33
60	Think of your four best friends (the friends you feel closest to). In the past year (12 months), how many of your best friends have: used LSD, cocaine, amphetamines, or other illegal drugs?	34
61	Think of your four best friends (the friends you feel closest to). In the past year (12 months), how many of your best friends have: been bullied?	34
62	Think of your four best friends (the friends you feel closest to). In the past year (12 months), how many of your best friends have: been suspended from school?	34
63	Think of your four best friends (the friends you feel closest to). In the past year (12 months), how many of your best friends have: carried a handgun?	35
64	Think of your four best friends (the friends you feel closest to). In the past year (12 months), how many of your best friends have: sold illegal drugs?	35
65	Think of your four best friends (the friends you feel closest to). In the past year (12 months), how many of your best friends have: regularly attended religious services?	35

66	Think of your four best friends (the friends you feel closest to). In the past year (12 months), how many of your best friends have: stolen or tried to steal a motor vehicle such as a car or motorcycle?	36
67	Think of your four best friends (the friends you feel closest to). In the past year (12 months), how many of your best friends have: been arrested?	36
68	Think of your four best friends (the friends you feel closest to). In the past year (12 months), how many of your best friends have: dropped out of school?	36
69	Think of your four best friends (the friends you feel closest to). In the past year (12 months), how many of your best friends have: been members of a gang?	37
70	How old were you when you first: smoked marijuana?	37
71	How old were you when you first: smoked a cigarette, even just a puff?	38
72	How old were you when you first: had more than a sip or two of beer, wine or hard liquor (for example, vodka, whiskey, or gin)?	38
73	How old were you when you first: began drinking alcoholic beverages regularly, that is, at least once or twice a month?	39
74	How old were you when you first: used Pegaramide (peg, Peggy)?	39
75	How old were you when you first: got suspended from school?	40
76	How old were you when you first: got arrested?	40
77	How old were you when you first: carried a handgun?	41
78	How old were you when you first: used e-cigarettes, e-cigars, or e-hookahs (vaping)?	41
79	How old were you when you first: belonged to a gang?	42
80	How old were you when you first: used prescription drugs not prescribed to you?	42
81	How wrong do you think it is for someone your age to: take a handgun to school?	43
82	How wrong do you think it is for someone your age to: steal anything?	43
83	How wrong do you think it is for someone your age to: pick a fight with someone?	43
84	How wrong do you think it is for someone your age to: attack someone with the idea of seriously hurting them?	44
85	How wrong do you think it is for someone your age to: stay away from school all day when their parents think they are at school?	44
86	How wrong do you think it is for someone your age to: drink beer, wine or hard liquor (for example, vodka, whiskey, or gin) regularly?	44
87	How wrong do you think it is for someone your age to: smoke cigarettes?	45
88	How wrong do you think it is for someone your age to: smoke marijuana?	45

89	How wrong do you think it is for someone your age to: use prescription drugs or non-prescription drugs for the purpose of getting high?	45
90	How wrong do you think it is for someone your age to: use synthetic marijuana (K2, spice) or bath salts?	46
91	How wrong do you think it is for someone your age to: use LSD, cocaine, amphetamines or another illegal drug?	46
92	How wrong do you think it is for someone your age to: use e-cigarettes, e-cigars or e-hookahs (vaping)?	46
93	At school during the past 12 months, did you receive help from the resource teacher, speech therapist or other special education teacher?	47
94	How many times in the past year (12 months) have you: been suspended from school?	47
95	How many times in the past year (12 months) have you: carried a handgun?	47
96	How many times in the past year (12 months) have you: sold illegal drugs?	48
97	How many times in the past year (12 months) have you: stolen or tried to steal a motor vehicle such as a car or motorcycle?	48
98	How many times in the past year (12 months) have you: participated in clubs, organizations or activities at school?	48
99	How many times in the past year (12 months) have you: been arrested?	49
100	How many times in the past year (12 months) have you: attacked someone with the idea of seriously hurting them?	49
101	How many times in the past year (12 months) have you: been drunk or high at school?	49
102	How many times in the past year (12 months) have you: taken a handgun to school?	50
103	How many times in the past year (12 months) have you: used e-cigarettes, e-cigars, or e-hookahs (vaping)?	50
104	Are you currently on probation, or assigned a probation officer with Juvenile Court?	50
105	Have you ever belonged to a gang?	51
106	If you have ever belonged to a gang, did that gang have a name?	51
107	You are at a party at someone's house, and one of your friends offers you a drink containing alcohol. What would you say or do?	51
108	How often do you attend religious services or activities?	52
109	I think sometimes it's okay to cheat at school.	52
110	It is important to think before you act.	52
111	Sometimes I think that life is not worth it.	53
112	At times I think I am no good at all.	53
113	All in all, I am inclined to think that I am a failure.	53
114	In the past year, have you felt depressed or sad MOST days, even if you felt okay sometimes?	54
115	It is all right to beat up people if they start the fight.	54

116	I think it is okay to take something without asking if you can get away with it.	54
117	Where do you get the most information about living a drug and alcohol free life? Parents/guardians	55
118	Where do you get the most information about living a drug and alcohol free life? Friends	55
119	Where do you get the most information about living a drug and alcohol free life? Family members	55
120	Where do you get the most information about living a drug and alcohol free life? School	56
121	Where do you get the most information about living a drug and alcohol free life? Internet	56
122	Where do you get the most information about living a drug and alcohol free life? TV	56
123	Where do you get the most information about living a drug and alcohol free life? Social media	57
124	How much do you think people risk harming themselves (physically or in other ways) if they: smoked one or more packs of cigarettes per day?	57
125	How much do you think people risk harming themselves (physically or in other ways) if they: try marijuana once or twice?	57
126	How much do you think people risk harming themselves (physically or in other ways) if they: smoke marijuana once or twice a week?	58
127	How much do you think people risk harming themselves (physically or in other ways) if they: take one or two drinks of an alcoholic beverage (beer, wine, liquor) nearly every day?	58
128	How much do you think people risk harming themselves (physically or in other ways) if they: have five or more drinks of an alcoholic beverage once or twice a weekend?	58
129	How much do you think people risk harming themselves (physically or in other ways) if they: use prescription drugs that are not prescribed to them?	59
130	How much do you think people risk harming themselves (physically or in other ways) if they: use non-prescription drugs to get high?	59
131	How much do you think people risk harming themselves (physically or in other ways) if they: use e-cigarettes, e-cigars, or e-hookahs?	59
132	Have you ever used smokeless tobacco (chew, snuff, plug, dipping tobacco, or chewing tobacco)?	60
133	How often have you used smokeless tobacco during the past 30 days?	60
134	Have you ever smoked cigarettes?	60
135	How frequently have you smoked cigarettes during the past 30 days?	61
136	Which statement best describes rules about smoking inside your home or your family cars?	61
137	Have you ever used e-cigarettes, e-cigars, or e-hookahs (vaping)?	61

138	How frequently have you used e-cigarettes, e-cigars, or e-hookahs (vaping)?	62
139	During this school year, were you taught in any of your classes about the dangers of tobacco use?	62
140	During the past 12 months, have you participated in any community activities to discourage people your age from using cigarettes, chewing tobacco, snuff, dip or cigars, e-cigarettes, e-cigars, or e-hookahs?	62
141	Think back over the last two weeks. How many times have you had five or more alcoholic drinks in a row?	63
142	During the past 30 days, how many times did you ride in a car or other vehicle driven by someone who had been drinking alcohol or using drugs to get high?	63
143	During the past 30 days, how many times did you drive a car or other vehicle when you had been drinking alcohol or using drugs to get high?	63
144	If you drank alcohol (not just a sip or taste) in the past year, where did you usually drink it?	64
145	How do you feel about someone your age having one or two drinks of an alcoholic beverage nearly every day?	64
146	On how many occasions have you had alcoholic beverages (beer, wine or hard liquor) to drink in your lifetime - more than just a few sips?	64
147	On how many occasions have you drunk one or more drinks of an alcoholic beverage during the past 30 days?	65
148	On how many occasions have you used marijuana (grass, pot) or hashish (hash, hash oil) in your lifetime?	65
149	On how many occasions have you used marijuana (grass, pot) or hashish (hash, hash oil) during the past 30 days?	65
150	On how many occasions have you used LSD or other psychedelics in your lifetime?	66
151	On how many occasions have you used LSD or other psychedelics during the past 30 days?	66
152	On how many occasions have you used cocaine or crack in your lifetime?	66
153	On how many occasions have you used cocaine or crack during the past 30 days?	67
154	On how many occasions have you sniffed glue, breathed the contents of an aerosol spray can, or inhaled other gases or sprays, in order to get high in your lifetime?	67
155	On how many occasions have you sniffed glue, breathed the contents of an aerosol spray can, or inhaled other gases or sprays, in order to get high during the past 30 days?	67
156	On how many occasions have you used Pegaramide (peg, Peggy, etc.) in your lifetime?	68

157	On how many occasions have you used Pegaramide (peg, Peggy, etc.) during the past 30 days?	68
158	On how many occasions have you used synthetic marijuana (K2, spice) in your lifetime?	68
159	On how many occasions have you used synthetic marijuana (K2, spice) during the past 30 days?	69
160	On how many occasions have you used methamphetamines (meth, speed, crank, crystal meth) in your lifetime?	69
161	On how many occasions have you used methamphetamines (meth, speed, crank, crystal meth) in the past 30 days?	69
162	On how many occasions have you used other chemical products (bath salts, plant food, etc.) in your lifetime?	70
163	On how many occasions have you used other chemical products (bath salts, plant food, etc.) during the past 30 days?	70
164	On how many occasions have you used heroin or other opiates in your lifetime?	70
165	On how many occasions have you used heroin or other opiates during the past 30 days?	71
166	On how many occasions have you used MDMA ('X', 'E', or ecstasy) in your lifetime?	71
167	On how many occasions have you used MDMA ('X', 'E', or ecstasy) during the past 30 days?	71
168	On how many occasions have you taken prescription drugs (such as Valium, Xanax, Ritalin, Adderall, OxyContin, Tramadol, or sleeping pills) not prescribed to you in your lifetime?	72
169	On how many occasions have you taken prescription drugs (such as Valium, Xanax, Ritalin, Adderall, OxyContin, Tramadol, or sleeping pills) not prescribed to you during the past 30 days?	72
170	On how many occasions have you taken non-prescription medicines such as diet pills (for example, Dietac, Dexatrim or Prolamine), stay-awake pills (for example No-Doz, Vivarin, or Wake), or cough or cold medicines (robos, DXM, etc.) to get high in your lifetime?	72
171	On how many occasions have you taken non-prescription medicines such as diet pills (for example, Dietac, Dexatrim or Prolamine), stay-awake pills (for example No-Doz, Vivarin, or Wake), or cough or cold medicines (robos, DXM, etc.) to get high during the past 30 days?	73
172	On how many occasions have you been drunk or very high from drinking alcoholic beverages during the past 30 days?	73
173	On how many occasions have you drunk flavored alcoholic beverages, sometimes called 'alcopops' (like Mike's Hard Lemonade, Smirnoff Ice, Bacardi Breezers, etc.) in your lifetime?	73
174	On how many occasions have you drunk flavored alcoholic beverages, sometimes called 'alcopops' (like Mike's Hard Lemonade, Smirnoff Ice, Bacardi Breezers, etc.) during the past 30 days?	74

175	If you smoked cigarettes (not just a puff or drag) in the past year, how did you usually get them?	74
176	If you used e-cigarettes, e-cigars, or e-hookahs (not just a puff or drag) in the past year, how did you usually get them? - I did not use e-cigarettes, e-cigars, or e-hookahs in the past year	75
177	If you used e-cigarettes, e-cigars, or e-hookahs (not just a puff or drag) in the past year, how did you usually get them? - I bought them in a store such as a convenience store, supermarket, discount store, or gas station	75
178	If you used e-cigarettes, e-cigars, or e-hookahs (not just a puff or drag) in the past year, how did you usually get them? - I got them on the Internet	75
179	If you used e-cigarettes, e-cigars, or e-hookahs (not just a puff or drag) in the past year, how did you usually get them? - I got them at a store that sells electronic cigarettes, such as a "vape shop"	75
180	If you used e-cigarettes, e-cigars, or e-hookahs (not just a puff or drag) in the past year, how did you usually get them? - I got them from a family member	76
181	If you used e-cigarettes, e-cigars, or e-hookahs (not just a puff or drag) in the past year, how did you usually get them? - I got them from a friend	76
182	If you used e-cigarettes, e-cigars, or e-hookahs (not just a puff or drag) in the past year, how did you usually get them? - A stranger got them for me	76
183	If you used e-cigarettes, e-cigars, or e-hookahs (not just a puff or drag) in the past year, how did you usually get them? - I took them from a store or shop	76
184	If you used e-cigarettes, e-cigars, or e-hookahs (not just a puff or drag) in the past year, how did you usually get them? - I got them some other way	77
185	If you used marijuana (grass, pot) (not just a puff or drag) in the past year, how did you usually get it? - I did not use marijuana (grass, pot) in the past year	77
186	If you used marijuana (grass, pot) (not just a puff or drag) in the past year, how did you usually get it? - I bought it myself	77
187	If you used marijuana (grass, pot) (not just a puff or drag) in the past year, how did you usually get it? - I got it from someone at school	77
188	If you used marijuana (grass, pot) (not just a puff or drag) in the past year, how did you usually get it? - I got it from someone with a medical marijuana card	78
189	If you used marijuana (grass, pot) (not just a puff or drag) in the past year, how did you usually get it? - I got it from my brother or sister	78

190	If you used marijuana (grass, pot) (not just a puff or drag) in the past year, how did you usually get it? - I got it from another relative	78
191	If you used marijuana (grass, pot) (not just a puff or drag) in the past year, how did you usually get it? - Other	78
192	If you drank alcohol (not just a sip or taste) in the past year, how did you usually get it?	79
193	If you used prescription drugs or over the counter drugs without a doctor telling you to use it or for the purpose of getting high, where did you get these drugs? - Did not use	79
194	If you used prescription drugs or over the counter drugs without a doctor telling you to use it or for the purpose of getting high, where did you get these drugs? - Bought or took from store or shop	80
195	If you used prescription drugs or over the counter drugs without a doctor telling you to use it or for the purpose of getting high, where did you get these drugs? - Got from parents with permission	80
196	If you used prescription drugs or over the counter drugs without a doctor telling you to use it or for the purpose of getting high, where did you get these drugs? - Got from home without permission	80
197	If you used prescription drugs or over the counter drugs without a doctor telling you to use it or for the purpose of getting high, where did you get these drugs? - Got from relative with permission	80
198	If you used prescription drugs or over the counter drugs without a doctor telling you to use it or for the purpose of getting high, where did you get these drugs? - Got from relative without permission	81
199	If you used prescription drugs or over the counter drugs without a doctor telling you to use it or for the purpose of getting high, where did you get these drugs? - Got from friend's home with permission	81
200	If you used prescription drugs or over the counter drugs without a doctor telling you to use it or for the purpose of getting high, where did you get these drugs? - Got from friend's home without permission	81
201	If you used prescription drugs or over the counter drugs without a doctor telling you to use it or for the purpose of getting high, where did you get these drugs? - Got from friend at school	81
202	If you used prescription drugs or over the counter drugs without a doctor telling you to use it or for the purpose of getting high, where did you get these drugs? - Got from friend at party	82
203	If you used prescription drugs or over the counter drugs without a doctor telling you to use it or for the purpose of getting high, where did you get these drugs? - Got from friend, elsewhere	82
204	If you used prescription drugs or over the counter drugs without a doctor telling you to use it or for the purpose of getting high, where did you get these drugs? - Got from internet sale	82
205	During the last month, about how many marijuana cigarettes, or the equivalent, did you smoke a day, on the average?	83

206	How wrong do your friends feel it would be for YOU to: have one or two drinks of an alcoholic beverage nearly every day?	83
207	How wrong do your friends feel it would be for YOU to: smoke tobacco?	83
208	How wrong do your friends feel it would be for YOU to: smoke marijuana?	84
209	How wrong do your friends feel it would be for YOU to: use prescription drugs not prescribed to you?	84
210	How wrong would most adults (over 21) in your neighborhood think it is for kids your age: to use marijuana?	84
211	How wrong would most adults (over 21) in your neighborhood think it is for kids your age: to drink alcohol?	85
212	How wrong would most adults (over 21) in your neighborhood think it is for kids your age: to smoke cigarettes?	85
213	How much do each of the following statements describe your neighborhood? crime and/or drug selling	85
214	How much do each of the following statements describe your neighborhood? fights	86
215	How much do each of the following statements describe your neighborhood? lots of empty or abandoned buildings	86
216	How much do each of the following statements describe your neighborhood? lots of graffiti	86
217	I feel safe in my neighborhood.	87
218	If a kid smoked marijuana in your neighborhood would he or she be caught by the police?	87
219	If a kid drank some beer, wine or hard liquor (for example, vodka, whiskey, or gin) in your neighborhood would he or she be caught by the police?	87
220	If a kid carried a handgun in your neighborhood would he or she be caught by the police?	88
221	If you wanted to get some cigarettes, how easy would it be for you to get some?	88
222	If you wanted to get some beer, wine or hard liquor (for example, vodka, whiskey, or gin), how easy would it be for you to get some?	88
223	If you wanted to get a drug like cocaine, LSD, or amphetamines, how easy would it be for you to get some?	89
224	If you wanted to get a handgun, how easy would it be for you to get one?	89
225	If you wanted to get some marijuana, how easy would it be for you to get some?	89
226	If you wanted to get prescription drugs for the purpose of getting high, how easy would it be for you to get some?	90
227	If you wanted to get synthetic marijuana such as K2 or chemical products such as bath salts to get high, how easy would it be for you to get some?	90

228	If you wanted to get steroids to use or to enhance athletic performance, how easy would it be for you to get some?	90
229	If you wanted to get e-cigarettes, e-cigars, or e-hookahs, how easy would it be for you to get some?	91
230	During the past 12 months, have you participated in any alcohol prevention programs or seen any alcohol prevention messages in your school or community? Yes, a school-based program focused on preventing underage drinking and/or drinking and driving.	91
231	During the past 12 months, have you participated in any alcohol prevention programs or seen any alcohol prevention messages in your school or community? Yes, a community-based program focused on preventing underage drinking and/or drinking and driving (for example, through your church or temple or through youth groups like Boys and Girls Club or 4-H).	91
232	During the past 12 months, have you participated in any alcohol prevention programs or seen any alcohol prevention messages in your school or community? Yes, a media campaign addressing underage drinking and/or drinking and driving (for example, newspaper ads, posters, pamphlets, radio, TV).	92
233	During the past 12 months, have you participated in any alcohol prevention programs or seen any alcohol prevention messages in your school or community? No	92
234	How wrong do your parents feel it would be for YOU to: have one or two drinks of an alcoholic beverage nearly every day?	92
235	How wrong do your parents feel it would be for YOU to: smoke tobacco?	92
236	How wrong do your parents feel it would be for YOU to: smoke marijuana?	93
237	How wrong do your parents feel it would be for YOU to: use prescription drugs not prescribed to you?	93
238	How wrong do your parents feel it would be for YOU to: steal something?	93
239	How wrong do your parents feel it would be for YOU to: draw graffiti, write things, or draw pictures on buildings or other property (without the owner's permission)?	94
240	How wrong do your parents feel it would be for YOU to: pick a fight with someone?	94
241	During the past 12 months, have you talked with at least one of your parents about the dangers of underage drinking and/or drinking and driving? By parents, we mean either your biological parents, adoptive parents, stepparents, or adult guardians - whether or not they live with you.	94
242	The rules in my family are clear.	95
243	People in my family have serious arguments about the same things, and often insult or yell at each other.	95

244	When I am not at home, one of my parents knows where I am and who I am with.	95
245	My family has clear rules about alcohol and drug use.	96
246	If you skipped school would you be caught by your parents?	96
247	My parents ask if I've gotten my homework done.	96
248	Would your parents know if you did not come home on time?	97
249	Do you know how to properly dispose of leftover prescription drugs?	97
250	Have any of your brothers or sisters ever: drunk beer, wine or hard liquor (for example, vodka, whiskey or gin)?	97
251	Have any of your brothers or sisters ever: smoked marijuana?	97
252	Have any of your brothers or sisters ever: smoked cigarettes?	98
253	Have any of your brothers or sisters ever: taken a handgun to school?	98
254	Have any of your brothers or sisters ever: been suspended or expelled from school?	98
255	Have any of your brothers or sisters ever: used e-cigarettes, e-cigars or e-hookahs (vaping)?	98
256	Have any of your brothers or sisters ever: used prescription drugs not prescribed to him/her?	99
257	Have you changed homes in the past year (the last 12 months)?	99
258	How many times have you changed homes since kindergarten?	99
259	Have you changed schools (including changing from elementary to middle and middle to high school) in the past year?	99
260	How many times have you changed schools since kindergarten (including changing from elementary to middle and middle to high school)?	100
261	Has anyone in your family ever had severe alcohol or drug problems?	100
262	About how many adults (over 21) have you known personally who in the past year have: used marijuana, crack, cocaine, or other drugs?	100
263	About how many adults (over 21) have you known personally who in the past year have: sold or dealt drugs?	101
264	About how many adults (over 21) have you known personally who in the past year have: done other things that could get them in trouble with the police, like stealing, selling stolen goods, mugging or assaulting others, etc.?	101
265	About how many adults (over 21) have you known personally who in the past year have: gotten drunk or high?	101
266	How honest were you in filling out this survey?	102

List of Figures

1	Grade Chart	12
2	Gender Chart	13
3	Age Chart	14

1 INTRODUCTION

This report was generated from data collected on the *2017 Arkansas Prevention Needs Assessment Student Survey*. This report contains basic frequency tables of all data collected and graphs on the selected demographic variables of grade, gender and age.

Questions regarding the information found in this report can be directed to:

International Survey Associates dba Pride Surveys

Mr. Jay Gleaton

2140 Newmarket Parkway

Suite 116

Marietta, GA 30067

Telephone: (800) 279-6361

Fax: (770) 726-9327

Website: <http://www.pridesurveys.com>

Grade Chart

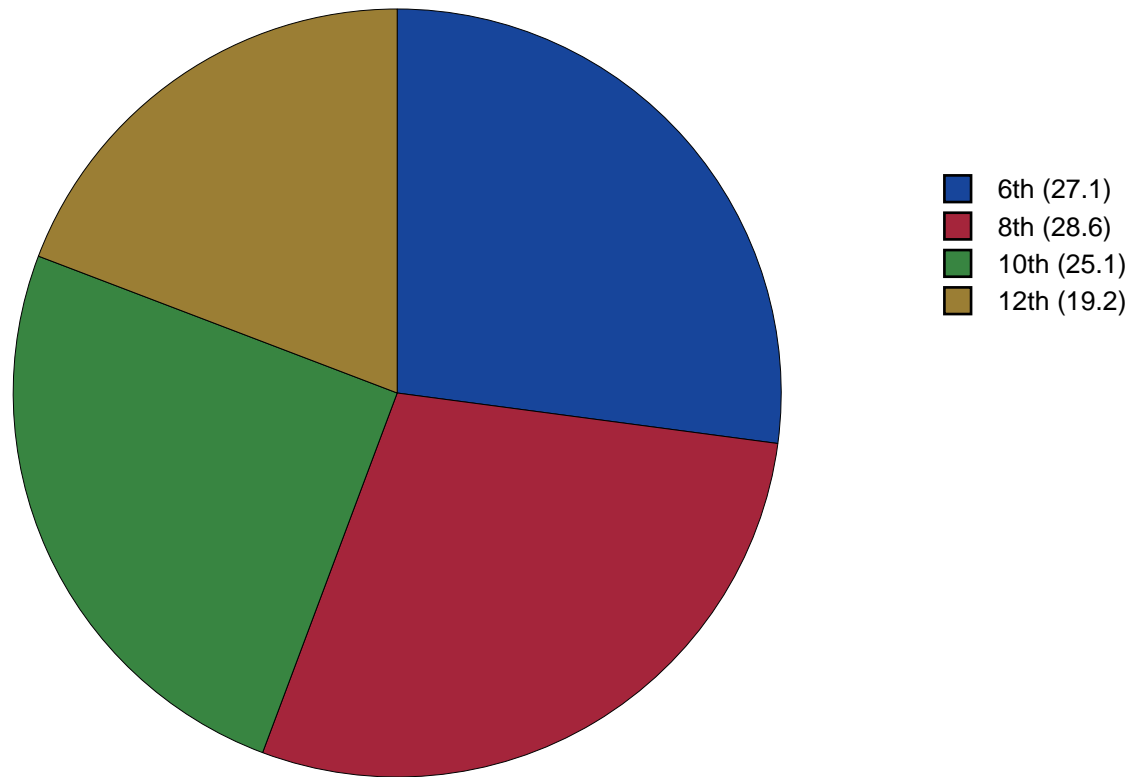


Figure 1: Grade Chart

Gender Chart

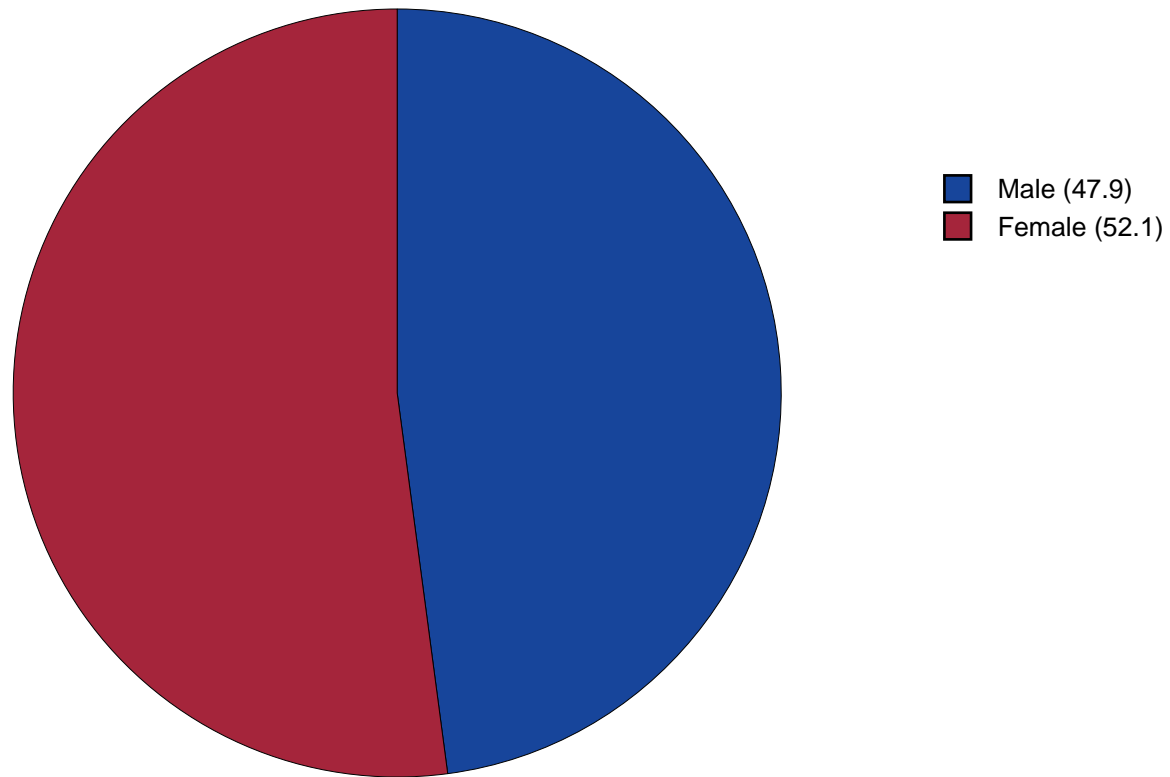


Figure 2: Gender Chart

Age Chart

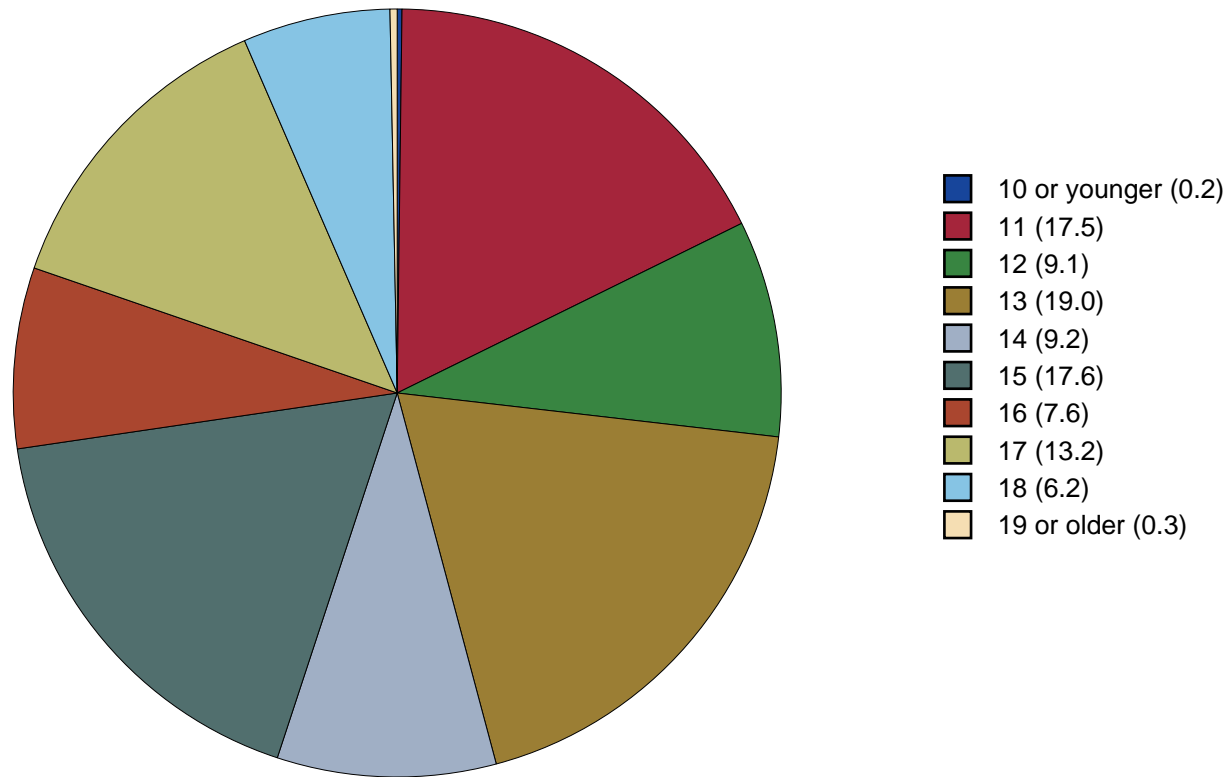


Figure 3: Age Chart

2 PERCENTAGE TABLES

The following tables contain frequency distribution detailing how your students responded to each question on the survey. The tables appear in the same order as the questions on the survey. The tables include breakdowns by grade level as well as overall percentages. The *N of Valid* row is a frequency count of the number of valid responses to each question for each grade and overall. The *N of Miss* row is a frequency count of the number of invalid (marked more than one response) or missing (i.e. did not respond) responses to each question for each grade and overall.

For the questions that allowed more than one response (i.e. race, live with, etc.) each response becomes a separate table. If a student did not mark the response, that was counted as a NO response, and if they did mark the response, that was counted as a YES response. Since a non response is a valid response for these questions, the *N of Miss* will always be zero for these questions.

Table 1: Gender



Response	6	8	10	12	Total	
Male	51.5	47.3	48.6	43.1	47.9	
Female	48.5	52.7	51.4	56.9	52.1	
N of Valid	544	567	498	383	1992	
N of Miss	5	11	10	6	32	

Table 2: Age











Response	6	8	10	12	Total	
10 or younger	0.7	0.0	0.0	0.0	0.2	
11	64.6	0.0	0.0	0.0	17.5	
12	33.2	0.5	0.0	0.0	9.1	
13	1.5	65.2	0.0	0.0	19.0	
14	0.0	32.2	0.0	0.0	9.2	
15	0.0	1.9	67.9	0.0	17.6	
16	0.0	0.2	30.2	0.0	7.6	
17	0.0	0.0	1.2	67.2	13.2	
18	0.0	0.0	0.8	31.3	6.2	
19 or older	0.0	0.0	0.0	1.6	0.3	
N of Valid	545	575	507	387	2014	
N of Miss	4	3	1	2	10	

Table 3: Are you Hispanic or Latino?



Response	6	8	10	12	Total	
No	84.2	80.5	81.4	80.8	81.7	
Yes	15.8	19.5	18.6	19.2	18.3	
N of Valid	526	573	499	385	1983	
N of Miss	23	5	9	4	41	

Table 4: What is your race? Black or African American



Response	6	8	10	12	Total	
No	91.3	95.4	94.8	96.0	94.2	
Yes	8.7	4.6	5.2	4.0	5.8	
N of Valid	538	564	498	379	1979	
N of Miss	0	0	0	0	0	

Table 5: What is your race? Asian



Response	6	8	10	12	Total	
No	98.3	97.3	97.0	97.4	97.5	
Yes	1.7	2.7	3.0	2.6	2.5	
N of Valid	538	564	498	379	1979	
N of Miss	0	0	0	0	0	

Table 6: What is your race? American Indian



Response	6	8	10	12	Total	
No	91.6	93.1	95.4	96.6	93.9	
Yes	8.4	6.9	4.6	3.4	6.1	
N of Valid	538	564	498	379	1979	
N of Miss	0	0	0	0	0	

Table 7: What is your race? Alaska Native



Response	6	8	10	12	Total	
No	100.0	100.0	99.6	100.0	99.9	
Yes	0.0	0.0	0.4	0.0	0.1	
N of Valid	538	564	498	379	1979	
N of Miss	0	0	0	0	0	

Table 8: What is your race? White



Response	6	8	10	12	Total	
No	26.2	19.3	16.5	17.2	20.1	
Yes	73.8	80.7	83.5	82.8	79.9	
N of Valid	538	564	498	379	1979	
N of Miss	0	0	0	0	0	

Table 9: What is your race? Native Hawaiian or Other Pacific Islander



Response	6	8	10	12	Total	
No	99.3	99.3	99.8	99.5	99.4	
Yes	0.7	0.7	0.2	0.5	0.6	
N of Valid	538	564	498	379	1979	
N of Miss	0	0	0	0	0	

Table 10: What is your race? Other



Response	6	8	10	12	Total	
No	80.3	84.2	86.9	86.3	84.2	
Yes	19.7	15.8	13.1	13.7	15.8	
N of Valid	538	564	498	379	1979	
N of Miss	0	0	0	0	0	

Table 11: What is the highest level of schooling completed by your mother or father?









Response	6	8	10	12	Total	
Completed grade school or less	3.4	3.0	1.6	2.6	2.7	
Some high school	3.2	6.7	9.6	10.9	7.3	
Completed high school	9.7	14.6	15.2	19.5	14.4	
Some college	10.6	12.8	14.8	18.4	13.8	
Completed college	29.8	30.6	32.1	26.8	30.0	
Graduate or professional school after college	12.4	13.4	17.0	15.1	14.4	
Don't know	29.7	17.4	8.6	4.9	16.0	
Does not apply	1.1	1.6	1.0	1.8	1.4	
N of Valid	526	569	499	385	1979	
N of Miss	23	9	9	4	45	

Table 12: Think of where you live most of the time. Which of the following people live there with you? Mother



Response	6	8	10	12	Total	
No	11.8	10.6	13.5	11.7	11.9	
Yes	88.2	89.4	86.5	88.3	88.1	
N of Valid	542	574	505	386	2007	
N of Miss	0	0	0	0	0	

Table 13: Think of where you live most of the time. Which of the following people live there with you? Stepmother



Response	6	8	10	12	Total	
No	94.6	96.5	93.1	96.4	95.1	
Yes	5.4	3.5	6.9	3.6	4.9	
N of Valid	542	574	505	386	2007	
N of Miss	0	0	0	0	0	

Table 14: Think of where you live most of the time. Which of the following people live there with you? Foster Mother



Response	6	8	10	12	Total	
No	99.3	99.8	99.6	99.5	99.6	
Yes	0.7	0.2	0.4	0.5	0.4	
N of Valid	542	574	505	386	2007	
N of Miss	0	0	0	0	0	

Table 15: Think of where you live most of the time. Which of the following people live there with you? Grandmother



Response	6	8	10	12	Total	
No	86.5	91.1	92.3	93.8	90.7	
Yes	13.5	8.9	7.7	6.2	9.3	
N of Valid	542	574	505	386	2007	
N of Miss	0	0	0	0	0	

Table 16: Think of where you live most of the time. Which of the following people live there with you? Aunt



Response	6	8	10	12	Total	
No	95.6	97.7	95.8	96.9	96.5	
Yes	4.4	2.3	4.2	3.1	3.5	
N of Valid	542	574	505	386	2007	
N of Miss	0	0	0	0	0	

Table 17: Think of where you live most of the time. Which of the following people live there with you? Father



Response	6	8	10	12	Total	
No	35.4	35.9	37.2	38.6	36.6	
Yes	64.6	64.1	62.8	61.4	63.4	
N of Valid	542	574	505	386	2007	
N of Miss	0	0	0	0	0	

Table 18: Think of where you live most of the time. Which of the following people live there with you? Stepfather



Response	6	8	10	12	Total	
No	83.0	84.0	85.0	84.2	84.0	
Yes	17.0	16.0	15.0	15.8	16.0	
N of Valid	542	574	505	386	2007	
N of Miss	0	0	0	0	0	

Table 19: Think of where you live most of the time. Which of the following people live there with you? Foster Father



Response	6	8	10	12	Total	
No	99.6	99.8	99.6	99.5	99.7	
Yes	0.4	0.2	0.4	0.5	0.3	
N of Valid	542	574	505	386	2007	
N of Miss	0	0	0	0	0	

Table 20: Think of where you live most of the time. Which of the following people live there with you? Grandfather



Response	6	8	10	12	Total	
No	92.1	94.4	96.4	96.9	94.8	
Yes	7.9	5.6	3.6	3.1	5.2	
N of Valid	542	574	505	386	2007	
N of Miss	0	0	0	0	0	

Table 21: Think of where you live most of the time. Which of the following people live there with you? Uncle



Response	6	8	10	12	Total	
No	95.2	97.6	96.8	97.7	96.8	
Yes	4.8	2.4	3.2	2.3	3.2	
N of Valid	542	574	505	386	2007	
N of Miss	0	0	0	0	0	

Table 22: Think of where you live most of the time. Which of the following people live there with you? Other Adults



Response	6	8	10	12	Total	
No	97.6	97.9	98.2	96.1	97.6	
Yes	2.4	2.1	1.8	3.9	2.4	
N of Valid	542	574	505	386	2007	
N of Miss	0	0	0	0	0	

Table 23: Think of where you live most of the time. Which of the following people live there with you? Brother(s)



Response	6	8	10	12	Total	
No	54.4	50.0	55.2	61.1	54.7	
Yes	45.6	50.0	44.8	38.9	45.3	
N of Valid	542	574	505	386	2007	
N of Miss	0	0	0	0	0	

Table 24: Think of where you live most of the time. Which of the following people live there with you? Stepbrother(s)



Response	6	8	10	12	Total	
No	95.2	94.6	94.7	97.2	95.3	
Yes	4.8	5.4	5.3	2.8	4.7	
N of Valid	542	574	505	386	2007	
N of Miss	0	0	0	0	0	

Table 25: Think of where you live most of the time. Which of the following people live there with you? Sister(s)



Response	6	8	10	12	Total	
No	52.2	51.2	56.8	59.3	54.5	
Yes	47.8	48.8	43.2	40.7	45.5	
N of Valid	542	574	505	386	2007	
N of Miss	0	0	0	0	0	

Table 26: Think of where you live most of the time. Which of the following people live there with you? Stepsister(s)



Response	6	8	10	12	Total	
No	95.0	95.3	94.9	97.2	95.5	
Yes	5.0	4.7	5.1	2.8	4.5	
N of Valid	542	574	505	386	2007	
N of Miss	0	0	0	0	0	

Table 27: Think of where you live most of the time. Which of the following people live there with you? Other Children



Response	6	8	10	12	Total	
No	94.5	96.3	94.5	94.0	94.9	
Yes	5.5	3.7	5.5	6.0	5.1	
N of Valid	542	574	505	386	2007	
N of Miss	0	0	0	0	0	

Table 28: In my school, students have lots of chances to help decide things like class activities and rules.





Response	6	8	10	12	Total	
NO!	9.6	9.1	8.4	10.3	9.3	
no	36.5	34.8	32.5	26.7	33.1	
yes	48.8	47.7	47.6	51.7	48.7	
YES!	5.1	8.4	11.6	11.3	8.9	
N of Valid	531	572	502	389	1994	
N of Miss	18	6	6	0	30	

Table 29: Teachers ask me to work on special classroom projects.





Response	6	8	10	12	Total	
NO!	12.5	9.8	9.4	2.3	9.0	
no	40.2	39.5	46.4	42.1	41.9	
yes	37.2	41.1	39.2	47.0	40.7	
YES!	10.1	9.5	5.0	8.5	8.3	
N of Valid	535	569	500	387	1991	
N of Miss	14	9	8	2	33	

Table 30: My teacher(s) notices when I am doing a good job and lets me know about it.

Response	6	8	10	12	Total
NO!	5.9	7.6	6.6	5.2	6.4
no	19.0	25.5	36.8	21.8	25.9
yes	54.6	49.8	46.6	61.1	52.5
YES!	20.4	17.1	10.0	11.9	15.2
N of Valid	538	568	500	386	1992
N of Miss	11	10	8	3	32

Table 31: There are lots of chances for students in my school to get involved in sports, clubs, and other school activities outside of class.

Response	6	8	10	12	Total
NO!	3.9	1.2	1.0	1.3	1.9
no	12.9	4.3	6.2	6.5	7.5
yes	39.6	34.6	39.2	47.0	39.5
YES!	43.7	59.8	53.6	45.2	51.1
N of Valid	536	575	502	387	2000
N of Miss	13	3	6	2	24

Table 32: There are lots of chances for students in my school to talk with a teacher one-on-one.

Response	6	8	10	12	Total
NO!	2.8	4.2	4.4	3.4	3.7
no	15.3	19.3	25.2	12.5	18.4
yes	43.7	48.1	49.2	59.5	49.4
YES!	38.2	28.4	21.2	24.7	28.5
N of Valid	536	574	496	385	1991
N of Miss	13	4	12	4	33

Table 33: I feel safe at my school.

Response	6	8	10	12	Total
NO!	3.3	4.8	3.6	4.7	4.1
no	7.1	15.8	15.2	11.6	12.5
yes	34.2	47.8	62.3	62.8	50.7
YES!	55.4	31.7	18.8	20.9	32.8
N of Valid	538	565	499	387	1989
N of Miss	11	13	9	2	35

Table 34: The school lets my parents know when I have done something well.

Response	6	8	10	12	Total
NO!	9.0	14.8	19.8	14.7	14.5
no	37.0	40.6	50.5	46.1	43.2
yes	35.3	33.9	23.6	34.0	31.7
YES!	18.6	10.7	6.2	5.2	10.6
N of Valid	532	569	501	388	1990
N of Miss	17	9	7	1	34

Table 35: My teachers praise me when I work hard in school.

Response	6	8	10	12	Total
NO!	16.4	16.7	18.7	9.1	15.7
no	36.0	38.7	48.9	38.8	40.6
yes	37.1	36.4	26.4	46.1	36.0
YES!	10.4	8.2	6.0	6.0	7.8
N of Valid	517	563	497	384	1961
N of Miss	32	15	11	5	63

Table 36: Are your school grades better than the grades of most students in your class?

Response	6	8	10	12	Total
NO!	6.7	6.9	7.4	4.2	6.4
no	29.9	26.9	31.2	27.3	28.8
yes	46.9	47.3	45.9	51.4	47.6
YES!	16.5	19.0	15.5	17.1	17.1
N of Valid	522	569	497	385	1973
N of Miss	27	9	11	4	51

Table 37: I have lots of chances to be part of class discussions or activities.

Response	6	8	10	12	Total
NO!	3.2	1.8	2.2	2.3	2.4
no	11.4	14.7	16.7	11.2	13.6
yes	47.9	58.3	65.3	68.1	59.2
YES!	37.5	25.2	15.7	18.4	24.8
N of Valid	536	571	502	385	1994
N of Miss	13	7	6	4	30

Table 38: Now thinking back over the past year in school, how often did you: enjoy being in school?

Response	6	8	10	12	Total
Never	4.1	8.1	10.0	8.6	7.6
Seldom	9.8	14.9	16.8	18.0	14.6
Sometimes	27.8	34.7	39.9	38.1	34.8
Often	28.5	27.1	26.1	26.9	27.2
Almost always	29.8	15.2	7.2	8.4	15.8
N of Valid	540	571	501	383	1995
N of Miss	9	7	7	6	29

Table 39: Now thinking back over the past year in school, how often did you: hate being in school?

Response	6	8	10	12	Total	
Never	17.3	6.5	3.2	5.8	8.4	
Seldom	41.2	24.8	20.1	21.0	27.3	
Sometimes	25.8	36.3	38.6	40.2	34.8	
Often	10.3	19.7	24.9	21.5	18.9	
Almost always	5.5	12.7	13.1	11.5	10.6	
N of Valid	532	568	497	381	1978	
N of Miss	17	10	11	8	46	

Table 40: Now thinking back over the past year in school, how often did you: try to do your best work in school?

Response	6	8	10	12	Total	
Never	0.6	0.5	0.4	1.1	0.6	
Seldom	0.4	1.6	3.8	2.9	2.1	
Sometimes	4.5	8.1	18.1	19.5	11.9	
Often	18.5	29.4	34.4	38.9	29.5	
Almost always	76.1	60.4	43.3	37.6	55.9	
N of Valid	531	565	497	380	1973	
N of Miss	18	13	11	9	51	

Table 41: How often do you feel that the school work you are assigned is meaningful and important?

Response	6	8	10	12	Total	
Never	2.4	7.0	10.2	8.4	6.8	
Seldom	8.6	20.7	27.1	26.1	20.0	
Sometimes	16.8	33.2	40.7	37.9	31.5	
Often	35.4	25.6	16.0	19.5	24.7	
Almost always	36.9	13.5	6.0	8.2	16.9	
N of Valid	537	570	499	380	1986	
N of Miss	12	8	9	9	38	

Table 42: Putting them all together, what were your grades like last year?






Response	6	8	10	12	Total	
Mostly F's	0.4	1.3	0.6	0.3	0.7	
Mostly D's	2.6	1.6	2.6	2.6	2.3	
Mostly C's	9.4	10.1	11.7	14.0	11.1	
Mostly B's	26.9	38.3	32.2	38.3	33.8	
Mostly A's	60.6	48.7	52.8	44.9	52.1	
N of Valid	498	554	494	379	1925	
N of Miss	51	24	14	10	99	

Table 43: How important do you think the things you are learning in school are going to be for your later life?






Response	6	8	10	12	Total	
Very important	51.1	23.9	9.4	9.7	24.9	
Quite important	26.9	25.4	20.2	18.8	23.3	
Fairly important	13.8	30.7	34.5	36.9	28.3	
Slightly important	6.8	15.6	30.5	28.8	19.5	
Not at all important	1.3	4.4	5.4	5.8	4.1	
N of Valid	542	570	501	382	1995	
N of Miss	7	8	7	7	29	

Table 44: During the LAST FOUR WEEKS how many whole days of school have you missed because you skipped or "cut"?








Response	6	8	10	12	Total	
None	65.8	69.5	72.9	59.5	67.5	
1	12.8	13.5	10.0	12.1	12.1	
2	8.6	5.4	6.4	9.5	7.3	
3	7.0	4.4	4.6	7.9	5.8	
4-5	4.1	4.9	4.2	6.3	4.8	
6-10	1.5	1.6	1.2	3.4	1.8	
11 or more	0.2	0.7	0.8	1.3	0.7	
N of Valid	532	571	502	380	1985	
N of Miss	17	7	6	9	39	

Table 45: What are the chances you would be seen as cool if you: smoked cigarettes?






Response	6	8	10	12	Total	
No or very little chance	88.0	75.9	69.0	70.2	76.3	
Little chance	6.8	13.0	19.2	14.4	13.2	
Some chance	2.4	8.6	7.8	10.7	7.2	
Pretty good chance	2.3	1.6	3.0	2.9	2.4	
Very good chance	0.6	0.9	1.0	1.8	1.0	
N of Valid	532	569	500	382	1983	
N of Miss	17	9	8	7	41	

Table 46: What are the chances you would be seen as cool if you: worked hard at school?






Response	6	8	10	12	Total	
No or very little chance	5.2	10.5	12.2	12.0	9.8	
Little chance	7.6	13.3	19.0	17.0	13.9	
Some chance	18.2	22.9	30.3	25.7	24.0	
Pretty good chance	28.2	25.9	26.1	27.5	26.9	
Very good chance	40.8	27.5	12.4	17.8	25.5	
N of Valid	539	564	499	382	1984	
N of Miss	10	14	9	7	40	

Table 47: What are the chances you would be seen as cool if you: began drinking alcoholic beverages regularly, that is, at least once or twice a month?






Response	6	8	10	12	Total	
No or very little chance	84.6	71.0	55.3	51.4	66.9	
Little chance	8.9	13.3	18.9	14.9	13.8	
Some chance	4.1	9.3	12.9	17.5	10.4	
Pretty good chance	1.1	4.7	9.3	12.8	6.5	
Very good chance	1.3	1.7	3.6	3.4	2.4	
N of Valid	531	572	497	383	1983	
N of Miss	18	6	11	6	41	

Table 48: What are the chances you would be seen as cool if you: defended someone who was being bullied?






Response	6	8	10	12	Total	
No or very little chance	8.4	7.9	11.0	11.8	9.6	
Little chance	6.8	10.0	15.0	13.4	11.0	
Some chance	16.7	23.0	29.1	26.2	23.5	
Pretty good chance	26.8	29.3	25.9	28.3	27.6	
Very good chance	41.3	29.8	19.0	20.4	28.3	
N of Valid	533	570	501	382	1986	
N of Miss	16	8	7	7	38	

Table 49: What are the chances you would be seen as cool if you: smoked marijuana?






Response	6	8	10	12	Total	
No or very little chance	86.9	71.6	56.9	52.9	68.4	
Little chance	7.1	9.3	14.0	12.6	10.5	
Some chance	2.2	6.5	11.2	16.1	8.4	
Pretty good chance	2.4	6.5	9.0	9.5	6.6	
Very good chance	1.3	6.1	9.0	8.9	6.1	
N of Valid	534	570	501	380	1985	
N of Miss	15	8	7	9	39	

Table 50: What are the chances you would be seen as cool if you: carried a handgun?






Response	6	8	10	12	Total	
No or very little chance	77.5	74.3	76.6	73.0	75.5	
Little chance	10.2	11.6	13.6	14.4	12.3	
Some chance	5.1	6.8	5.4	7.6	6.2	
Pretty good chance	4.5	4.0	2.2	2.4	3.4	
Very good chance	2.7	3.3	2.2	2.6	2.7	
N of Valid	528	571	499	382	1980	
N of Miss	21	7	9	7	44	

Table 51: What are the chances you would be seen as cool if you: used e-cigarettes, e-cigars or e-hookahs (vaping)?






Response	6	8	10	12	Total	
No or very little chance	84.3	68.5	51.7	52.6	65.4	
Little chance	7.4	10.1	13.2	9.7	10.1	
Some chance	3.4	9.3	12.2	11.8	8.9	
Pretty good chance	2.8	4.7	9.6	12.8	7.0	
Very good chance	2.1	7.3	13.2	13.1	8.5	
N of Valid	529	572	499	382	1982	
N of Miss	20	6	9	7	42	

Table 52: What are the chances you would be seen as cool if you: bullied someone or cyber bullied someone?






Response	6	8	10	12	Total	
No or very little chance	84.3	68.5	51.7	52.6	65.4	
Little chance	7.4	10.1	13.2	9.7	10.1	
Some chance	3.4	9.3	12.2	11.8	8.9	
Pretty good chance	2.8	4.7	9.6	12.8	7.0	
Very good chance	2.1	7.3	13.2	13.1	8.5	
N of Valid	529	572	499	382	1982	
N of Miss	20	6	9	7	42	

Table 53: Think of your four best friends (the friends you feel closest to). In the past year (12 months), how many of your best friends have: participated in clubs, organizations or activities at school?






Response	6	8	10	12	Total	
0	16.4	9.6	10.7	6.8	11.1	
1	12.6	9.9	9.3	11.0	10.7	
2	19.0	15.6	19.2	18.3	17.9	
3	17.6	15.8	15.4	17.0	16.4	
4	34.4	49.1	45.5	47.0	43.9	
N of Valid	517	564	495	383	1959	
N of Miss	32	14	13	6	65	

Table 54: Think of your four best friends (the friends you feel closest to). In the past year (12 months), how many of your best friends have: smoked cigarettes?






Response	6	8	10	12	Total	
0	94.1	83.9	73.9	65.0	80.5	
1	3.4	8.5	12.3	15.8	9.5	
2	1.3	5.0	6.9	7.9	5.0	
3	0.4	0.9	2.4	4.2	1.8	
4	0.8	1.8	4.4	7.1	3.2	
N of Valid	527	564	495	380	1966	
N of Miss	22	14	13	9	58	

Table 55: Think of your four best friends (the friends you feel closest to). In the past year (12 months), how many of your best friends have: tried beer, wine or hard liquor (for example, vodka, whiskey, or gin) when their parents didn't know about it?






Response	6	8	10	12	Total	
0	91.1	71.4	49.1	44.1	65.8	
1	4.9	12.9	18.4	14.6	12.4	
2	2.4	7.1	12.9	14.9	8.8	
3	0.4	3.2	7.1	8.6	4.5	
4	1.1	5.5	12.5	17.8	8.5	
N of Valid	531	567	495	383	1976	
N of Miss	18	11	13	6	48	

Table 56: Think of your four best friends (the friends you feel closest to). In the past year (12 months), how many of your best friends have: used e-cigarettes, e-cigars, or e-hookahs?






Response	6	8	10	12	Total	
0	95.9	80.8	62.2	55.5	75.3	
1	2.6	9.9	13.9	11.7	9.3	
2	0.8	3.9	8.7	12.2	5.9	
3	0.4	3.0	6.0	5.7	3.6	
4	0.4	2.5	9.3	14.8	6.0	
N of Valid	531	568	497	384	1980	
N of Miss	18	10	11	5	44	

Table 57: Think of your four best friends (the friends you feel closest to). In the past year (12 months), how many of your best friends have: used marijuana?


Response	6	8	10	12	Total	
0	95.9	82.1	65.1	56.7	76.7	
1	3.0	8.1	15.3	16.5	10.2	
2	0.0	5.1	8.5	8.4	5.2	
3	0.4	1.6	4.4	7.3	3.1	
4	0.8	3.0	6.7	11.0	4.9	
N of Valid	533	565	496	381	1975	
N of Miss	16	13	12	8	49	

Table 58: Think of your four best friends (the friends you feel closest to). In the past year (12 months), how many of your best friends have: used prescription drugs or non-prescription drugs for the purpose of getting high?


Response	6	8	10	12	Total	
0	95.7	90.8	85.2	78.0	88.2	
1	3.4	5.3	6.9	10.2	6.1	
2	0.2	2.0	4.0	5.5	2.7	
3	0.2	0.4	2.2	2.1	1.1	
4	0.6	1.6	1.6	4.2	1.8	
N of Valid	534	564	494	382	1974	
N of Miss	15	14	14	7	50	

Table 59: Think of your four best friends (the friends you feel closest to). In the past year (12 months), how many of your best friends have: used synthetic marijuana (K2, spice) or bath salts?


Response	6	8	10	12	Total	
0	98.5	97.2	94.1	92.4	95.8	
1	0.8	1.6	3.4	4.2	2.3	
2	0.6	0.4	1.0	1.0	0.7	
3	0.0	0.2	0.6	0.5	0.3	
4	0.2	0.7	0.8	1.8	0.8	
N of Valid	527	566	495	381	1969	
N of Miss	22	12	13	8	55	

Table 60: Think of your four best friends (the friends you feel closest to). In the past year (12 months), how many of your best friends have: used LSD, cocaine, amphetamines, or other illegal drugs?






Response	6	8	10	12	Total	
0	97.9	95.2	90.1	84.3	92.5	
1	1.3	2.5	6.9	8.1	4.4	
2	0.4	1.4	2.0	3.4	1.7	
3	0.2	0.0	0.2	0.8	0.3	
4	0.2	0.9	0.8	3.4	1.2	
N of Valid	529	565	494	382	1970	
N of Miss	20	13	14	7	54	

Table 61: Think of your four best friends (the friends you feel closest to). In the past year (12 months), how many of your best friends have: been bullied?






Response	6	8	10	12	Total	
0	41.3	46.1	53.8	65.5	50.5	
1	27.6	23.4	20.9	16.3	22.5	
2	16.6	15.0	11.0	11.3	13.7	
3	4.6	5.5	4.5	1.6	4.2	
4	9.9	10.0	9.9	5.3	9.1	
N of Valid	525	568	493	380	1966	
N of Miss	24	10	15	9	58	

Table 62: Think of your four best friends (the friends you feel closest to). In the past year (12 months), how many of your best friends have: been suspended from school?






Response	6	8	10	12	Total	
0	72.4	67.8	76.5	78.3	73.2	
1	16.5	17.8	12.3	13.1	15.2	
2	5.8	6.9	6.9	4.7	6.2	
3	1.1	3.0	2.0	1.6	2.0	
4	4.1	4.6	2.2	2.4	3.4	
N of Valid	532	569	494	382	1977	
N of Miss	17	9	14	7	47	

Table 63: Think of your four best friends (the friends you feel closest to). In the past year (12 months), how many of your best friends have: carried a handgun?






Response	6	8	10	12	Total	
0	94.2	94.0	93.1	90.1	93.1	
1	3.0	3.5	3.4	4.2	3.5	
2	0.8	1.2	1.4	3.1	1.5	
3	0.8	0.4	0.4	1.0	0.6	
4	1.3	0.9	1.6	1.6	1.3	
N of Valid	532	567	495	382	1976	
N of Miss	17	11	13	7	48	

Table 64: Think of your four best friends (the friends you feel closest to). In the past year (12 months), how many of your best friends have: sold illegal drugs?






Response	6	8	10	12	Total	
0	98.9	92.2	89.9	86.1	92.2	
1	0.4	4.8	6.3	6.3	4.3	
2	0.4	1.8	1.8	3.9	1.8	
3	0.2	0.4	0.6	1.1	0.5	
4	0.2	0.9	1.4	2.6	1.2	
N of Valid	531	561	493	380	1965	
N of Miss	18	17	15	9	59	

Table 65: Think of your four best friends (the friends you feel closest to). In the past year (12 months), how many of your best friends have: regularly attended religious services?






Response	6	8	10	12	Total	
0	27.2	18.3	18.1	20.3	21.0	
1	9.6	12.1	19.3	15.6	14.0	
2	14.0	15.3	20.8	21.1	17.5	
3	15.4	19.9	16.5	16.6	17.2	
4	33.8	34.5	25.3	26.4	30.4	
N of Valid	500	563	491	379	1933	
N of Miss	49	15	17	10	91	

Table 66: Think of your four best friends (the friends you feel closest to). In the past year (12 months), how many of your best friends have: stolen or tried to steal a motor vehicle such as a car or motorcycle?






Response	6	8	10	12	Total	
0	98.5	95.4	96.1	96.8	96.7	
1	0.9	3.0	2.6	1.3	2.0	
2	0.2	1.2	0.8	1.3	0.9	
3	0.2	0.0	0.0	0.0	0.1	
4	0.2	0.4	0.4	0.5	0.4	
N of Valid	533	567	493	380	1973	
N of Miss	16	11	15	9	51	

Table 67: Think of your four best friends (the friends you feel closest to). In the past year (12 months), how many of your best friends have: been arrested?






Response	6	8	10	12	Total	
0	96.2	91.0	89.3	90.0	91.8	
1	2.4	5.5	6.9	7.1	5.3	
2	0.2	2.3	2.2	2.1	1.7	
3	0.4	0.4	0.8	0.3	0.5	
4	0.8	0.9	0.8	0.5	0.8	
N of Valid	532	568	494	380	1974	
N of Miss	17	10	14	9	50	

Table 68: Think of your four best friends (the friends you feel closest to). In the past year (12 months), how many of your best friends have: dropped out of school?






Response	6	8	10	12	Total	
0	96.1	97.7	95.7	90.5	95.4	
1	2.4	1.4	2.8	5.5	2.8	
2	0.8	0.5	0.8	2.1	1.0	
3	0.2	0.2	0.2	0.3	0.2	
4	0.6	0.2	0.4	1.6	0.6	
N of Valid	533	566	492	380	1971	
N of Miss	16	12	16	9	53	

Table 69: Think of your four best friends (the friends you feel closest to). In the past year (12 months), how many of your best friends have: been members of a gang?






Response	6	8	10	12	Total	
0	90.0	91.2	95.9	93.4	92.5	
1	4.0	4.6	2.0	3.2	3.5	
2	1.9	1.2	1.2	1.3	1.4	
3	0.6	0.9	0.2	0.3	0.5	
4	3.6	2.1	0.6	1.8	2.1	
N of Valid	529	566	492	380	1967	
N of Miss	20	12	16	9	57	

Table 70: How old were you when you first: smoked marijuana?










Response	6	8	10	12	Total	
Never	99.4	93.5	82.4	72.1	88.2	
10 or younger	0.2	0.2	0.8	0.5	0.4	
11	0.2	1.2	0.2	0.5	0.6	
12	0.2	2.5	2.4	2.7	1.9	
13	0.0	1.9	3.8	1.6	1.8	
14	0.0	0.5	4.9	3.7	2.1	
15	0.0	0.2	4.9	6.4	2.5	
16	0.0	0.0	0.6	7.2	1.5	
17 or older	0.0	0.0	0.0	5.3	1.0	
N of Valid	536	568	494	376	1974	
N of Miss	13	10	14	13	50	

Table 71: How old were you when you first: smoked a cigarette, even just a puff?










Response	6	8	10	12	Total	
Never	94.6	86.2	79.9	69.8	83.8	
10 or younger	3.4	5.4	6.3	4.5	4.9	
11	1.3	2.5	2.8	1.6	2.1	
12	0.6	3.0	2.8	2.9	2.3	
13	0.0	2.1	2.8	2.1	1.7	
14	0.0	0.7	2.2	3.2	1.4	
15	0.0	0.0	2.2	4.0	1.3	
16	0.0	0.0	0.8	7.2	1.6	
17 or older	0.2	0.0	0.0	4.8	1.0	
N of Valid	537	560	493	377	1967	
N of Miss	12	18	15	12	57	

Table 72: How old were you when you first: had more than a sip or two of beer, wine or hard liquor (for example, vodka, whiskey, or gin)?










Response	6	8	10	12	Total	
Never	86.2	74.2	54.5	49.2	67.6	
10 or younger	9.1	9.4	6.0	5.3	7.7	
11	3.8	3.2	2.4	2.1	2.9	
12	0.8	6.2	5.4	2.6	3.9	
13	0.0	5.8	10.9	2.9	5.0	
14	0.0	0.7	9.1	6.6	3.8	
15	0.0	0.5	9.3	10.3	4.5	
16	0.0	0.0	2.2	14.3	3.3	
17 or older	0.2	0.0	0.2	6.6	1.4	
N of Valid	528	565	497	378	1968	
N of Miss	21	13	11	11	56	

Table 73: How old were you when you first: began drinking alcoholic beverages regularly, that is, at least once or twice a month?










Response	6	8	10	12	Total	
Never	99.4	93.5	87.7	82.8	91.6	
10 or younger	0.0	1.4	0.2	0.3	0.5	
11	0.2	1.6	0.4	0.5	0.7	
12	0.2	0.9	0.2	0.5	0.5	
13	0.0	1.8	2.6	0.3	1.2	
14	0.0	0.7	3.4	1.8	1.4	
15	0.0	0.2	4.0	3.4	1.7	
16	0.0	0.0	1.4	6.1	1.5	
17 or older	0.2	0.0	0.0	4.2	0.9	
N of Valid	533	566	497	379	1975	
N of Miss	16	12	11	10	49	

Table 74: How old were you when you first: used Pegaramide (peg, Peggy)?


Response	6	8	10	12	Total	
Never	100.0	100.0	100.0	100.0	100.0	
10 or younger	0.0	0.0	0.0	0.0	0.0	
11	0.0	0.0	0.0	0.0	0.0	
12	0.0	0.0	0.0	0.0	0.0	
13	0.0	0.0	0.0	0.0	0.0	
14	0.0	0.0	0.0	0.0	0.0	
15	0.0	0.0	0.0	0.0	0.0	
16	0.0	0.0	0.0	0.0	0.0	
17 or older	0.0	0.0	0.0	0.0	0.0	
N of Valid	517	564	495	378	1954	
N of Miss	32	14	13	11	70	

Table 75: How old were you when you first: got suspended from school?










Response	6	8	10	12	Total	
Never	90.2	83.4	85.5	85.7	86.2	
10 or younger	6.2	4.9	3.6	2.7	4.5	
11	2.3	3.7	2.0	0.8	2.3	
12	1.1	4.2	3.0	2.1	2.7	
13	0.0	2.8	2.0	2.1	1.7	
14	0.0	0.9	1.8	1.6	1.0	
15	0.0	0.0	1.6	2.1	0.8	
16	0.0	0.0	0.4	1.9	0.5	
17 or older	0.2	0.0	0.0	1.1	0.3	
N of Valid	529	566	495	377	1967	
N of Miss	20	12	13	12	57	

Table 76: How old were you when you first: got arrested?










Response	6	8	10	12	Total	
Never	98.9	97.0	96.0	96.6	97.2	
10 or younger	0.6	0.5	0.6	0.0	0.5	
11	0.2	0.2	0.4	0.3	0.3	
12	0.2	0.5	0.8	0.3	0.5	
13	0.2	1.6	0.6	0.0	0.7	
14	0.0	0.2	0.8	0.3	0.3	
15	0.0	0.0	0.6	0.8	0.3	
16	0.0	0.0	0.2	0.8	0.2	
17 or older	0.0	0.0	0.0	1.1	0.2	
N of Valid	535	565	494	378	1972	
N of Miss	14	13	14	11	52	

Table 77: How old were you when you first: carried a handgun?










Response	6	8	10	12	Total	
Never	95.7	92.9	94.4	95.5	94.5	
10 or younger	2.1	2.0	2.0	1.1	1.8	
11	1.5	1.8	0.6	0.0	1.1	
12	0.6	0.4	0.6	0.5	0.5	
13	0.0	2.7	0.6	0.5	1.0	
14	0.0	0.4	0.4	0.3	0.3	
15	0.0	0.0	1.2	0.0	0.3	
16	0.0	0.0	0.2	0.5	0.2	
17 or older	0.2	0.0	0.0	1.6	0.4	
N of Valid	530	564	496	379	1969	
N of Miss	19	14	12	10	55	

Table 78: How old were you when you first: used e-cigarettes, e-cigars, or e-hookahs (vaping)?










Response	6	8	10	12	Total	
Never	97.5	87.1	75.8	67.0	83.2	
10 or younger	1.1	1.4	0.8	0.0	0.9	
11	0.8	2.0	0.8	0.5	1.1	
12	0.4	3.4	2.6	1.3	2.0	
13	0.0	5.7	4.0	0.8	2.8	
14	0.0	0.5	5.9	5.8	2.7	
15	0.0	0.0	8.3	7.4	3.5	
16	0.0	0.0	1.6	11.1	2.5	
17 or older	0.2	0.0	0.2	6.1	1.3	
N of Valid	530	564	495	379	1968	
N of Miss	19	14	13	10	56	

Table 79: How old were you when you first: belonged to a gang?










Response	6	8	10	12	Total	
Never	94.5	95.6	98.0	97.9	96.3	
10 or younger	1.7	0.9	0.6	0.5	1.0	
11	2.5	0.2	0.0	0.0	0.7	
12	1.1	1.1	0.4	0.5	0.8	
13	0.0	1.9	0.2	0.3	0.7	
14	0.0	0.4	0.0	0.0	0.1	
15	0.0	0.0	0.8	0.0	0.2	
16	0.0	0.0	0.0	0.3	0.1	
17 or older	0.2	0.0	0.0	0.5	0.2	
N of Valid	529	565	495	378	1967	
N of Miss	20	13	13	11	57	

Table 80: How old were you when you first: used prescription drugs not prescribed to you?










Response	6	8	10	12	Total	
Never	97.7	94.9	90.5	87.3	93.1	
10 or younger	1.1	1.6	2.0	0.5	1.4	
11	0.8	0.4	0.4	0.5	0.5	
12	0.4	1.4	0.8	1.3	1.0	
13	0.0	1.4	1.4	0.8	0.9	
14	0.0	0.4	2.0	0.8	0.8	
15	0.0	0.0	2.6	2.4	1.1	
16	0.0	0.0	0.2	2.6	0.6	
17 or older	0.0	0.0	0.0	3.7	0.7	
N of Valid	531	567	493	379	1970	
N of Miss	18	11	15	10	54	

Table 81: How wrong do you think it is for someone your age to: take a handgun to school?





Response	6	8	10	12	Total	
Very wrong	91.5	86.4	88.5	87.6	88.5	
Wrong	6.3	9.6	9.1	9.0	8.4	
A little bit wrong	2.0	3.1	2.0	2.6	2.5	
Not at all wrong	0.2	0.9	0.4	0.8	0.6	
N of Valid	542	572	497	379	1990	
N of Miss	7	6	11	10	34	

Table 82: How wrong do you think it is for someone your age to: steal anything?





Response	6	8	10	12	Total	
Very wrong	75.2	62.1	59.6	74.4	67.4	
Wrong	22.4	29.6	32.6	20.6	26.7	
A little bit wrong	2.2	7.4	7.6	4.5	5.5	
Not at all wrong	0.2	0.9	0.2	0.5	0.5	
N of Valid	536	570	497	379	1982	
N of Miss	13	8	11	10	42	

Table 83: How wrong do you think it is for someone your age to: pick a fight with someone?





Response	6	8	10	12	Total	
Very wrong	57.1	43.9	43.2	56.7	49.8	
Wrong	32.1	31.7	35.8	26.4	31.8	
A little bit wrong	8.4	19.9	18.6	14.0	15.3	
Not at all wrong	2.4	4.4	2.4	2.9	3.1	
N of Valid	536	567	495	379	1977	
N of Miss	13	11	13	10	47	

Table 84: How wrong do you think it is for someone your age to: attack someone with the idea of seriously hurting them?





Response	6	8	10	12	Total	
Very wrong	90.4	78.6	76.0	81.6	81.7	
Wrong	6.9	15.2	16.7	12.4	12.8	
A little bit wrong	2.0	5.1	5.8	5.3	4.5	
Not at all wrong	0.7	1.1	1.4	0.8	1.0	
N of Valid	539	565	496	380	1980	
N of Miss	10	13	12	9	44	

Table 85: How wrong do you think it is for someone your age to: stay away from school all day when their parents think they are at school?





Response	6	8	10	12	Total	
Very wrong	83.9	63.5	50.8	52.8	63.9	
Wrong	12.6	25.4	32.2	30.2	24.5	
A little bit wrong	3.0	9.8	12.7	13.5	9.4	
Not at all wrong	0.6	1.2	4.3	3.4	2.2	
N of Valid	540	570	490	377	1977	
N of Miss	9	8	18	12	47	

Table 86: How wrong do you think it is for someone your age to: drink beer, wine or hard liquor (for example, vodka, whiskey, or gin) regularly?





Response	6	8	10	12	Total	
Very wrong	92.8	74.2	50.3	54.1	69.5	
Wrong	6.1	15.2	25.5	20.4	16.3	
A little bit wrong	1.1	7.7	18.8	17.8	10.6	
Not at all wrong	0.0	3.0	5.5	7.7	3.7	
N of Valid	540	573	495	377	1985	
N of Miss	9	5	13	12	39	

Table 87: How wrong do you think it is for someone your age to: smoke cigarettes?





Response	6	8	10	12	Total	
Very wrong	93.3	79.7	64.6	64.8	76.8	
Wrong	6.3	14.2	23.7	16.4	14.8	
A little bit wrong	0.2	3.8	8.1	11.4	5.3	
Not at all wrong	0.2	2.3	3.6	7.4	3.0	
N of Valid	540	572	494	378	1984	
N of Miss	9	6	14	11	40	

Table 88: How wrong do you think it is for someone your age to: smoke marijuana?





Response	6	8	10	12	Total	
Very wrong	95.5	78.9	57.8	58.3	74.2	
Wrong	3.0	10.7	17.8	14.8	11.2	
A little bit wrong	1.1	5.3	13.6	14.0	7.9	
Not at all wrong	0.4	5.1	10.8	12.9	6.7	
N of Valid	539	569	493	379	1980	
N of Miss	10	9	15	10	44	

Table 89: How wrong do you think it is for someone your age to: use prescription drugs or non-prescription drugs for the purpose of getting high?





Response	6	8	10	12	Total	
Very wrong	97.0	87.8	78.6	81.8	86.9	
Wrong	2.6	8.7	16.9	12.7	9.9	
A little bit wrong	0.4	2.3	4.2	3.7	2.5	
Not at all wrong	0.0	1.2	0.2	1.8	0.8	
N of Valid	541	572	496	379	1988	
N of Miss	8	6	12	10	36	

Table 90: How wrong do you think it is for someone your age to: use synthetic marijuana (K2, spice) or bath salts?

Response	6	8	10	12	Total	
Very wrong	96.8	90.2	83.4	88.4	90.0	
Wrong	2.2	7.4	13.5	8.4	7.7	
A little bit wrong	0.7	1.4	2.4	2.4	1.7	
Not at all wrong	0.2	1.1	0.6	0.8	0.7	
N of Valid	537	570	495	379	1981	
N of Miss	12	8	13	10	43	

Table 91: How wrong do you think it is for someone your age to: use LSD, cocaine, amphetamines or another illegal drug?

Response	6	8	10	12	Total	
Very wrong	98.3	93.0	85.4	88.1	91.6	
Wrong	1.5	4.6	11.9	8.2	6.3	
A little bit wrong	0.2	1.2	2.0	2.4	1.4	
Not at all wrong	0.0	1.2	0.6	1.3	0.8	
N of Valid	538	571	494	378	1981	
N of Miss	11	7	14	11	43	

Table 92: How wrong do you think it is for someone your age to: use e-cigarettes, e-cigars or e-hookahs (vaping)?

Response	6	8	10	12	Total	
Very wrong	92.5	74.9	51.3	48.3	68.7	
Wrong	5.2	10.4	18.1	13.5	11.5	
A little bit wrong	1.7	10.0	18.3	20.1	11.7	
Not at all wrong	0.6	4.7	12.4	18.2	8.1	
N of Valid	536	570	493	379	1978	
N of Miss	13	8	15	10	46	

Table 93: At school during the past 12 months, did you receive help from the resource teacher, speech therapist or other special education teacher?

Response	6	8	10	12	Total
No	0.0	0.0	0.0	0.0	0.0
Yes	0.0	0.0	0.0	0.0	0.0
N of Valid	0	0	0	0	0
N of Miss	0	0	0	0	0

Table 94: How many times in the past year (12 months) have you: been suspended from school?

Response	6	8	10	12	Total
Never	92.7	89.2	94.5	94.4	92.5
1 to 2 times	6.0	9.3	4.9	5.6	6.6
3 to 5 times	0.6	1.2	0.6	0.0	0.7
6 to 9 times	0.2	0.2	0.0	0.0	0.1
10+ times	0.6	0.0	0.0	0.0	0.2
N of Valid	533	567	487	378	1965
N of Miss	16	11	21	11	59

Table 95: How many times in the past year (12 months) have you: carried a handgun?

Response	6	8	10	12	Total
Never	95.9	94.0	95.5	95.0	95.1
1 to 2 times	2.1	1.9	2.5	2.4	2.2
3 to 5 times	0.6	1.8	1.0	1.3	1.2
6 to 9 times	0.2	0.7	0.0	0.5	0.4
10+ times	1.3	1.6	1.0	0.8	1.2
N of Valid	532	566	487	378	1963
N of Miss	17	12	21	11	61

Table 96: How many times in the past year (12 months) have you: sold illegal drugs?


Response	6	8	10	12	Total	
Never	99.8	98.4	96.7	94.7	97.6	
1 to 2 times	0.2	1.1	1.8	2.4	1.3	
3 to 5 times	0.0	0.2	0.4	0.8	0.3	
6 to 9 times	0.0	0.0	0.0	0.0	0.0	
10+ times	0.0	0.4	1.0	2.1	0.8	
N of Valid	527	563	488	377	1955	
N of Miss	22	15	20	12	69	

Table 97: How many times in the past year (12 months) have you: stolen or tried to steal a motor vehicle such as a car or motorcycle?


Response	6	8	10	12	Total	
Never	99.6	99.1	99.0	99.5	99.3	
1 to 2 times	0.4	0.5	0.8	0.5	0.6	
3 to 5 times	0.0	0.0	0.2	0.0	0.1	
6 to 9 times	0.0	0.4	0.0	0.0	0.1	
10+ times	0.0	0.0	0.0	0.0	0.0	
N of Valid	533	564	486	378	1961	
N of Miss	16	14	22	11	63	

Table 98: How many times in the past year (12 months) have you: participated in clubs, organizations or activities at school?


Response	6	8	10	12	Total	
Never	37.1	30.0	30.7	30.8	32.2	
1 to 2 times	27.2	17.5	16.9	11.4	18.8	
3 to 5 times	14.2	15.2	11.9	13.5	13.8	
6 to 9 times	5.7	6.2	7.6	8.5	6.9	
10+ times	15.9	31.1	32.9	35.8	28.3	
N of Valid	529	560	486	377	1952	
N of Miss	20	18	22	12	72	

Table 99: How many times in the past year (12 months) have you: been arrested?

Response	6	8	10	12	Total	
Never	99.4	97.3	97.1	97.9	98.0	
1 to 2 times	0.6	1.6	2.3	2.1	1.6	
3 to 5 times	0.0	0.9	0.2	0.0	0.3	
6 to 9 times	0.0	0.2	0.2	0.0	0.1	
10+ times	0.0	0.0	0.2	0.0	0.1	
N of Valid	531	562	486	378	1957	
N of Miss	18	16	22	11	67	

Table 100: How many times in the past year (12 months) have you: attacked someone with the idea of seriously hurting them?

Response	6	8	10	12	Total	
Never	94.3	92.6	94.5	97.1	94.4	
1 to 2 times	4.0	5.8	3.9	2.6	4.2	
3 to 5 times	1.5	1.4	1.2	0.0	1.1	
6 to 9 times	0.0	0.0	0.0	0.3	0.1	
10+ times	0.2	0.2	0.4	0.0	0.2	
N of Valid	530	566	489	378	1963	
N of Miss	19	12	19	11	61	

Table 101: How many times in the past year (12 months) have you: been drunk or high at school?

Response	6	8	10	12	Total	
Never	99.6	95.4	92.0	89.7	94.6	
1 to 2 times	0.2	1.8	5.1	4.5	2.7	
3 to 5 times	0.0	1.4	1.2	2.1	1.1	
6 to 9 times	0.0	0.9	0.4	1.1	0.6	
10+ times	0.2	0.5	1.2	2.7	1.0	
N of Valid	534	565	487	377	1963	
N of Miss	15	13	21	12	61	

Table 102: How many times in the past year (12 months) have you: taken a handgun to school?




Response	6	8	10	12	Total	
Never	100.0	99.5	99.8	99.7	99.7	
1 to 2 times	0.0	0.4	0.2	0.3	0.2	
3 to 5 times	0.0	0.0	0.0	0.0	0.0	
6 to 9 times	0.0	0.2	0.0	0.0	0.1	
10+ times	0.0	0.0	0.0	0.0	0.0	
N of Valid	531	565	487	378	1961	
N of Miss	18	13	21	11	63	

Table 103: How many times in the past year (12 months) have you: used e-cigarettes, e-cigars, or e-hookahs (vaping)?




Response	6	8	10	12	Total	
Never	100.0	99.5	99.8	99.7	99.7	
1 to 2 times	0.0	0.4	0.2	0.3	0.2	
3 to 5 times	0.0	0.0	0.0	0.0	0.0	
6 to 9 times	0.0	0.2	0.0	0.0	0.1	
10+ times	0.0	0.0	0.0	0.0	0.0	
N of Valid	531	565	487	378	1961	
N of Miss	18	13	21	11	63	

Table 104: Are you currently on probation, or assigned a probation officer with Juvenile Court?



Response	6	8	10	12	Total	
No	99.7	98.7	97.8	99.4	98.8	
Yes	0.3	1.3	2.2	0.6	1.2	
N of Valid	381	465	401	311	1558	
N of Miss	168	113	107	78	466	

Table 105: Have you ever belonged to a gang?






Response	6	8	10	12	Total	
No	91.6	91.8	95.5	96.3	93.6	
No, but would like to	1.1	2.0	2.0	1.6	1.7	
Yes, in the past	2.6	3.2	1.4	1.1	2.2	
Yes, belong now	3.5	2.7	1.0	0.8	2.1	
Yes, but would like to get out	1.1	0.4	0.0	0.3	0.5	
N of Valid	537	563	490	379	1969	
N of Miss	12	15	18	10	55	

Table 106: If you have ever belonged to a gang, did that gang have a name?




Response	6	8	10	12	Total	
No	9.3	7.1	8.3	11.2	8.8	
Yes	4.3	5.7	2.7	2.4	3.9	
I have never belonged to a gang	86.4	87.2	89.0	86.4	87.3	
N of Valid	535	564	484	376	1959	
N of Miss	14	14	24	13	65	

Table 107: You are at a party at someone's house, and one of your friends offers you a drink containing alcohol. What would you say or do?





Response	6	8	10	12	Total	
Drink it	3.3	15.3	26.6	32.0	18.0	
Tell your friend, 'No thanks, I don't drink' and suggest that you and your friend go and do something else	52.0	46.7	39.7	32.3	43.7	
Just say, 'No thanks' and walk away	27.3	25.5	24.3	27.2	26.0	
Make up a good excuse, tell your friend you had something else to do, and leave	17.3	12.5	9.4	8.5	12.3	
N of Valid	538	568	489	375	1970	
N of Miss	11	10	19	14	54	

Table 108: How often do you attend religious services or activities?

Response	6	8	10	12	Total
Never	15.8	11.0	15.8	16.3	14.5
Rarely	18.1	15.6	20.0	18.7	18.0
1-2 Times a Month	10.3	10.7	9.1	13.6	10.7
About Once a Week or More	55.8	62.7	55.1	51.5	56.8
N of Valid	514	563	494	375	1946
N of Miss	35	15	14	14	78

Table 109: I think sometimes it's okay to cheat at school.

Response	6	8	10	12	Total
NO!	71.1	42.9	24.4	20.6	41.7
no	24.7	40.9	41.6	41.5	36.8
yes	3.2	12.5	29.7	31.5	17.9
YES!	1.1	3.7	4.2	6.3	3.6
N of Valid	539	567	495	378	1979
N of Miss	10	11	13	11	45

Table 110: It is important to think before you act.

Response	6	8	10	12	Total
NO!	1.5	2.7	1.2	2.1	1.9
no	2.8	3.7	3.4	2.1	3.1
yes	20.5	33.9	45.7	36.9	33.8
YES!	75.2	59.8	49.7	58.8	61.2
N of Valid	533	564	495	379	1971
N of Miss	16	14	13	10	53

Table 111: Sometimes I think that life is not worth it.





Response	6	8	10	12	Total	
NO!	59.2	45.8	34.9	39.2	45.4	
no	21.5	24.1	25.5	31.5	25.2	
yes	12.1	20.0	24.9	20.6	19.3	
YES!	7.1	10.1	14.7	8.7	10.2	
N of Valid	520	565	490	378	1953	
N of Miss	29	13	18	11	71	

Table 112: At times I think I am no good at all.





Response	6	8	10	12	Total	
NO!	36.3	29.4	26.2	27.1	30.0	
no	27.3	29.6	23.8	26.1	26.8	
yes	25.8	26.9	34.6	34.6	30.0	
YES!	10.7	14.2	15.4	12.2	13.2	
N of Valid	524	565	488	376	1953	
N of Miss	25	13	20	13	71	

Table 113: All in all, I am inclined to think that I am a failure.





Response	6	8	10	12	Total	
NO!	56.6	45.1	33.2	39.1	44.0	
no	26.2	32.4	33.8	37.5	32.1	
yes	11.5	13.5	21.0	14.4	15.0	
YES!	5.7	8.9	12.0	9.0	8.9	
N of Valid	523	561	491	376	1951	
N of Miss	26	17	17	13	73	

Table 114: In the past year, have you felt depressed or sad MOST days, even if you felt okay sometimes?





Response	6	8	10	12	Total	
NO!	40.5	37.3	26.2	31.0	34.2	
no	23.1	23.0	27.0	30.7	25.5	
yes	25.2	24.4	26.0	20.9	24.3	
YES!	11.1	15.2	20.9	17.5	16.0	
N of Valid	523	565	489	378	1955	
N of Miss	26	13	19	11	69	

Table 115: It is all right to beat up people if they start the fight.





Response	6	8	10	12	Total	
NO!	55.3	36.3	24.2	33.2	37.8	
no	21.7	22.3	24.0	25.7	23.2	
yes	15.0	23.0	31.4	25.2	23.4	
YES!	8.0	18.3	20.4	15.8	15.6	
N of Valid	526	564	491	373	1954	
N of Miss	23	14	17	16	70	

Table 116: I think it is okay to take something without asking if you can get away with it.





Response	6	8	10	12	Total	
NO!	81.1	67.2	57.8	61.2	67.5	
no	17.4	27.7	36.5	32.4	28.0	
yes	1.1	3.4	4.9	4.8	3.4	
YES!	0.4	1.8	0.8	1.6	1.1	
N of Valid	529	564	488	374	1955	
N of Miss	20	14	20	15	69	

Table 117: Where do you get the most information about living a drug and alcohol free life? Parents/guardians





Response	6	8	10	12	Total	
All the time	53.7	53.7	47.9	47.6	51.1	
Most	21.4	20.7	22.2	23.1	21.8	
Some	12.9	14.2	16.0	17.6	15.0	
Very little	12.0	11.4	13.8	11.7	12.2	
N of Valid	518	555	486	376	1935	
N of Miss	31	23	22	13	89	

Table 118: Where do you get the most information about living a drug and alcohol free life? Friends





Response	6	8	10	12	Total	
All the time	23.8	18.2	12.1	16.7	17.8	
Most	14.9	14.9	15.0	15.6	15.1	
Some	25.3	24.8	29.9	29.0	27.0	
Very little	36.0	42.2	43.0	38.7	40.1	
N of Valid	495	545	481	372	1893	
N of Miss	54	33	27	17	131	

Table 119: Where do you get the most information about living a drug and alcohol free life? Family members





Response	6	8	10	12	Total	
All the time	46.8	41.5	37.0	34.4	40.4	
Most	23.6	23.1	21.7	25.1	23.3	
Some	16.1	20.4	21.3	20.5	19.5	
Very little	13.5	15.0	20.0	20.0	16.9	
N of Valid	504	545	479	375	1903	
N of Miss	45	33	29	14	121	

Table 120: Where do you get the most information about living a drug and alcohol free life? School





Response	6	8	10	12	Total	
All the time	68.0	62.5	49.8	44.9	57.3	
Most	16.8	19.9	21.1	23.8	20.1	
Some	6.4	10.7	19.3	20.1	13.6	
Very little	8.8	6.9	9.8	11.2	9.0	
N of Valid	512	552	488	374	1926	
N of Miss	37	26	20	15	98	

Table 121: Where do you get the most information about living a drug and alcohol free life? Internet





Response	6	8	10	12	Total	
All the time	18.7	18.2	16.9	18.2	18.0	
Most	14.8	15.8	14.9	17.4	15.6	
Some	22.4	29.4	28.7	24.9	26.5	
Very little	44.1	36.6	39.5	39.6	39.9	
N of Valid	487	544	478	374	1883	
N of Miss	62	34	30	15	141	

Table 122: Where do you get the most information about living a drug and alcohol free life? TV





Response	6	8	10	12	Total	
All the time	21.8	19.4	18.5	18.0	19.5	
Most	18.0	18.7	14.8	16.4	17.0	
Some	26.5	28.8	32.4	26.8	28.7	
Very little	33.7	33.2	34.3	38.9	34.7	
N of Valid	495	546	481	373	1895	
N of Miss	54	32	27	16	129	

Table 123: Where do you get the most information about living a drug and alcohol free life? Social media

Response	6	8	10	12	Total
All the time	15.2	16.1	15.7	15.7	15.7
Most	12.3	14.8	12.4	14.1	13.4
Some	24.8	23.3	25.6	24.1	24.5
Very little	47.6	45.7	46.3	46.2	46.4
N of Valid	479	540	484	370	1873
N of Miss	70	38	24	19	151

Table 124: How much do you think people risk harming themselves (physically or in other ways) if they: smoked one or more packs of cigarettes per day?

Response	6	8	10	12	Total
No risk	10.6	4.8	5.4	4.5	6.5
Slight risk	5.3	6.6	6.6	5.9	6.1
Moderate risk	15.9	17.0	17.1	19.5	17.2
Great risk	68.2	71.6	70.9	70.1	70.2
N of Valid	528	559	485	374	1946
N of Miss	21	19	23	15	78

Table 125: How much do you think people risk harming themselves (physically or in other ways) if they: try marijuana once or twice?

Response	6	8	10	12	Total
No risk	12.3	15.3	33.1	33.6	22.5
Slight risk	19.4	25.5	28.0	26.7	24.7
Moderate risk	26.5	23.3	18.0	19.2	22.0
Great risk	41.7	35.9	20.9	20.5	30.7
N of Valid	520	554	483	375	1932
N of Miss	29	24	25	14	92

Table 126: How much do you think people risk harming themselves (physically or in other ways) if they: smoke marijuana once or twice a week?

Response	6	8	10	12	Total	
No risk	11.8	11.5	21.7	20.4	15.9	
Slight risk	6.8	10.6	20.8	25.0	14.9	
Moderate risk	20.7	24.8	22.7	18.8	22.0	
Great risk	60.7	53.1	34.8	35.8	47.2	
N of Valid	517	548	480	372	1917	
N of Miss	32	30	28	17	107	

Table 127: How much do you think people risk harming themselves (physically or in other ways) if they: take one or two drinks of an alcoholic beverage (beer, wine, liquor) nearly every day?

Response	6	8	10	12	Total	
No risk	11.8	9.0	12.2	7.5	10.3	
Slight risk	14.1	15.3	19.7	19.6	16.9	
Moderate risk	23.9	27.5	28.6	31.2	27.5	
Great risk	50.2	48.2	39.4	41.7	45.3	
N of Valid	524	556	482	372	1934	
N of Miss	25	22	26	17	90	

Table 128: How much do you think people risk harming themselves (physically or in other ways) if they: have five or more drinks of an alcoholic beverage once or twice a weekend?

Response	6	8	10	12	Total	
No risk	11.0	6.3	7.7	6.2	7.9	
Slight risk	6.1	9.0	13.7	13.2	10.2	
Moderate risk	19.8	22.8	28.1	25.8	23.9	
Great risk	63.0	61.9	50.5	54.8	58.0	
N of Valid	525	557	481	372	1935	
N of Miss	24	21	27	17	89	

Table 129: How much do you think people risk harming themselves (physically or in other ways) if they: use prescription drugs that are not prescribed to them?

Response	6	8	10	12	Total	
No risk	10.3	5.2	5.2	1.6	5.9	
Slight risk	4.2	6.0	6.8	9.9	6.5	
Moderate risk	12.5	18.2	17.4	20.1	16.8	
Great risk	73.0	70.6	70.6	68.4	70.8	
N of Valid	522	554	483	374	1933	
N of Miss	27	24	25	15	91	

Table 130: How much do you think people risk harming themselves (physically or in other ways) if they: use non-prescription drugs to get high?

Response	6	8	10	12	Total	
No risk	10.9	5.4	4.8	2.4	6.2	
Slight risk	1.7	3.4	5.0	6.1	3.9	
Moderate risk	11.5	14.4	17.0	19.7	15.3	
Great risk	75.9	76.7	73.2	71.7	74.7	
N of Valid	522	554	482	375	1933	
N of Miss	27	24	26	14	91	

Table 131: How much do you think people risk harming themselves (physically or in other ways) if they: use e-cigarettes, e-cigars, or e-hookahs?

Response	6	8	10	12	Total	
No risk	11.5	15.4	23.9	20.3	17.4	
Slight risk	12.9	21.1	30.1	32.0	23.3	
Moderate risk	22.6	19.4	20.6	21.3	20.9	
Great risk	53.0	44.1	25.4	26.4	38.4	
N of Valid	521	558	481	375	1935	
N of Miss	28	20	27	14	89	

Table 132: Have you ever used smokeless tobacco (chew, snuff, plug, dipping tobacco, or chewing tobacco)?






Response	6	8	10	12	Total	
Never	97.6	93.7	89.3	83.5	91.7	
Once or Twice	2.1	3.6	6.4	8.8	4.9	
Once in a while but not regularly	0.0	1.3	0.8	3.5	1.2	
Regularly in the past	0.2	0.5	1.2	2.1	0.9	
Regularly now	0.2	0.9	2.3	2.1	1.3	
N of Valid	534	559	485	375	1953	
N of Miss	15	19	23	14	71	

Table 133: How often have you used smokeless tobacco during the past 30 days?







Response	6	8	10	12	Total	
Not at all	99.6	96.8	95.1	93.9	96.6	
Once or twice	0.2	1.6	1.4	2.9	1.4	
Once or twice per week	0.0	0.5	0.2	0.8	0.4	
Three to five times per week	0.0	0.0	1.2	0.3	0.4	
About once a day	0.0	0.2	0.4	0.3	0.2	
More than once a day	0.2	0.9	1.6	1.9	1.1	
N of Valid	527	557	487	375	1946	
N of Miss	22	21	21	14	78	

Table 134: Have you ever smoked cigarettes?






Response	6	8	10	12	Total	
Never	95.7	87.4	80.8	71.9	85.0	
Once or Twice	3.8	8.4	10.5	13.9	8.7	
Once in a while but not regularly	0.4	1.4	4.5	7.0	3.0	
Regularly in the past	0.0	1.2	1.6	4.0	1.5	
Regularly now	0.2	1.6	2.5	3.2	1.7	
N of Valid	531	562	485	374	1952	
N of Miss	18	16	23	15	72	

Table 135: How frequently have you smoked cigarettes during the past 30 days?


Response	6	8	10	12	Total	
Not at all	99.6	97.1	94.2	87.5	95.2	
Less than one cigarette per day	0.4	1.6	3.1	8.0	2.9	
One to five cigarettes per day	0.0	1.1	1.4	3.2	1.3	
About one-half pack per day	0.0	0.2	0.2	0.5	0.2	
About one pack per day	0.0	0.0	0.0	0.0	0.0	
About one and one-half packs per day	0.0	0.0	0.0	0.3	0.1	
Two packs or more per day	0.0	0.0	1.0	0.5	0.4	
N of Valid	530	559	486	375	1950	
N of Miss	19	19	22	14	74	

Table 136: Which statement best describes rules about smoking inside your home or your family cars?


Response	6	8	10	12	Total	
Smoking is not allowed anywhere inside your home or cars	72.0	72.0	72.5	76.5	73.0	
Smoking is allowed in some places and at some times or in some cars	7.2	8.4	9.9	8.6	8.5	
Smoking is allowed anywhere inside the home or cars	3.0	3.9	2.3	1.6	2.8	
There are no rules about smoking inside the home or cars	2.1	3.6	4.8	4.8	3.7	
I don't know	15.6	12.0	10.5	8.6	12.0	
N of Valid	525	557	484	374	1940	
N of Miss	24	21	24	15	84	

Table 137: Have you ever used e-cigarettes, e-cigars, or e-hookahs (vaping)?


Response	6	8	10	12	Total	
Never	96.0	84.6	71.3	62.5	80.1	
Once or Twice	3.4	6.3	13.2	13.9	8.7	
Once in a while but not regularly	0.4	5.0	8.0	11.5	5.8	
Regularly in the past	0.2	2.2	2.5	4.0	2.1	
Regularly now	0.0	2.0	4.9	8.0	3.4	
N of Valid	522	558	485	373	1938	
N of Miss	27	20	23	16	86	

Table 138: How frequently have you used e-cigarettes, e-cigars, or e-hookahs (vaping)?








Response	6	8	10	12	Total	
Not at all	99.6	91.5	83.2	77.2	88.8	
Less than 10 puffs per day	0.2	4.9	10.0	12.1	6.3	
10 to 50 puffs per day	0.0	2.2	4.4	5.6	2.8	
About one-half cartomiser per day	0.0	0.7	0.8	1.3	0.7	
About one cartomiser per day	0.2	0.0	0.4	1.3	0.4	
About one and one-half cartomisers per day	0.0	0.0	0.4	0.8	0.3	
Two cartomisers or more per day	0.0	0.7	0.8	1.6	0.7	
N of Valid	522	552	481	373	1928	
N of Miss	27	26	27	16	96	

Table 139: During this school year, were you taught in any of your classes about the dangers of tobacco use?






Response	6	8	10	12	Total	
Never	11.6	17.7	37.7	36.4	24.6	
Rarely	11.6	16.5	18.5	18.4	16.0	
Sometimes	23.8	23.9	21.9	25.4	23.6	
Often	29.8	25.9	14.0	12.8	21.5	
Almost always	23.2	16.1	7.9	7.0	14.2	
N of Valid	526	553	480	374	1933	
N of Miss	23	25	28	15	91	

Table 140: During the past 12 months, have you participated in any community activities to discourage people your age from using cigarettes, chewing tobacco, snuff, dip or cigars, e-cigarettes, e-cigars, or e-hookahs?






Response	6	8	10	12	Total	
Never	61.6	63.1	75.1	75.6	68.2	
Rarely	12.6	15.5	13.0	11.0	13.2	
Sometimes	10.4	10.9	7.1	6.2	8.9	
Often	7.7	6.0	2.7	3.5	5.1	
Almost always	7.7	4.4	2.1	3.8	4.6	
N of Valid	508	548	478	373	1907	
N of Miss	41	30	30	16	117	

Table 141: Think back over the last two weeks. How many times have you had five or more alcoholic drinks in a row?


Response	6	8	10	12	Total	
None	99.2	94.7	90.8	85.4	93.2	
Once	0.4	1.5	4.4	6.2	2.8	
Twice	0.2	1.3	2.5	4.3	1.9	
3-5 times	0.0	1.6	1.3	1.6	1.1	
6-9 times	0.0	0.5	0.2	1.1	0.4	
10 or more times	0.2	0.4	0.8	1.3	0.6	
N of Valid	522	548	479	371	1920	
N of Miss	27	30	29	18	104	

Table 142: During the past 30 days, how many times did you ride in a car or other vehicle driven by someone who had been drinking alcohol or using drugs to get high?


Response	6	8	10	12	Total	
0 times	93.0	90.5	88.9	87.4	90.2	
1 time	2.9	3.9	4.4	4.6	3.9	
2 or 3 times	2.5	2.9	2.7	2.7	2.7	
4 or 5 times	0.2	1.3	0.8	1.6	0.9	
6 or more times	1.4	1.5	3.1	3.8	2.3	
N of Valid	514	545	478	372	1909	
N of Miss	35	33	30	17	115	

Table 143: During the past 30 days, how many times did you drive a car or other vehicle when you had been drinking alcohol or using drugs to get high?

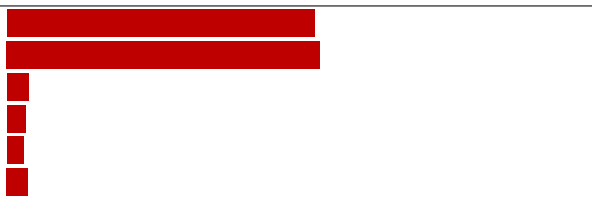
Response	6	8	10	12	Total	
I did not drive a car in the past 30 days	58.3	59.0	43.3	26.0	48.2	
0 times	41.7	39.6	52.9	68.0	49.2	
1 time	0.0	1.1	1.1	2.2	1.0	
2 or 3 times	0.0	0.0	1.5	0.8	0.5	
4 or 5 times	0.0	0.2	0.0	0.5	0.2	
6 or more times	0.0	0.2	1.3	2.4	0.9	
N of Valid	470	536	469	369	1844	
N of Miss	79	42	39	20	180	

Table 144: If you drank alcohol (not just a sip or taste) in the past year, where did you usually drink it?










Response	6	8	10	12	Total	
I did not drink alcohol in the past year	96.9	85.1	71.0	63.9	80.7	
At my home	1.6	7.2	11.8	11.5	7.6	
At someone else's home	1.4	5.0	12.9	20.2	8.9	
At an open area like a park, beach, field, back road, woods, or a street corner	0.0	1.3	1.7	1.4	1.1	
At a sporting event or concert	0.0	0.2	0.4	0.3	0.2	
At a restaurant, bar, or a nightclub	0.0	0.2	0.4	1.1	0.4	
At an empty building or a construction site	0.0	0.0	0.0	0.0	0.0	
At a hotel/motel	0.0	0.4	0.2	0.8	0.3	
An a car	0.2	0.4	0.7	0.3	0.4	
At school	0.0	0.4	0.9	0.5	0.4	
N of Valid	509	545	459	366	1879	
N of Miss	40	33	49	23	145	

Table 145: How do you feel about someone your age having one or two drinks of an alcoholic beverage nearly every day?





Response	6	8	10	12	Total	
Neither approve nor disapprove	14.6	22.3	28.4	28.6	23.0	
Somewhat disapprove	5.7	11.4	22.8	17.0	13.8	
Strongly disapprove	67.1	56.6	38.4	45.9	52.8	
Don't know or can't say	12.6	9.7	10.4	8.4	10.4	
N of Valid	507	546	469	370	1892	
N of Miss	42	32	39	19	132	

Table 146: On how many occasions have you had alcoholic beverages (beer, wine or hard liquor) to drink in your lifetime - more than just a few sips?






Response	6	8	10	12	Total	
0	93.0	80.9	63.2	55.0	74.7	
1-2	4.5	9.4	14.3	14.0	10.2	
3-5	1.8	4.5	8.1	8.1	5.3	
6-9	0.4	1.4	4.9	6.5	3.0	
10+	0.4	3.8	9.6	16.4	6.8	
N of Valid	511	555	470	371	1907	
N of Miss	38	23	38	18	117	

Table 147: On how many occasions have you drunk one of more drinks of an alcoholic beverage during the past 30 days?






Response	6	8	10	12	Total	
0	98.8	95.5	85.7	80.1	91.0	
1-2	1.0	2.7	9.6	11.9	5.7	
3-5	0.0	1.1	2.1	4.6	1.7	
6-9	0.0	0.4	1.1	0.8	0.5	
10+	0.2	0.4	1.5	2.7	1.0	
N of Valid	513	555	470	371	1909	
N of Miss	36	23	38	18	115	

Table 148: On how many occasions have you used marijuana (grass, pot) or hashish (hash, hash oil) in your lifetime?






Response	6	8	10	12	Total	
0	98.6	92.8	83.7	74.8	88.6	
1-2	1.2	2.0	4.9	7.3	3.5	
3-5	0.0	1.3	3.4	2.2	1.6	
6-9	0.0	1.3	1.7	2.4	1.3	
10+	0.2	2.7	6.4	13.3	5.0	
N of Valid	510	557	471	369	1907	
N of Miss	39	21	37	20	117	

Table 149: On how many occasions have you used marijuana (grass, pot) or hashish (hash, hash oil) during the past 30 days?






Response	6	8	10	12	Total	
0	99.4	95.7	93.0	89.2	94.7	
1-2	0.4	2.2	2.3	3.3	1.9	
3-5	0.0	0.9	1.3	2.2	1.0	
6-9	0.0	0.9	1.1	1.4	0.8	
10+	0.2	0.4	2.3	4.1	1.5	
N of Valid	507	554	470	369	1900	
N of Miss	42	24	38	20	124	

Table 150: On how many occasions have you used LSD or other psychedelics in your lifetime?






Response	6	8	10	12	Total	
0	100.0	98.9	98.1	95.7	98.4	
1-2	0.0	0.5	1.1	1.6	0.7	
3-5	0.0	0.0	0.4	1.9	0.5	
6-9	0.0	0.4	0.0	0.3	0.2	
10+	0.0	0.2	0.4	0.5	0.3	
N of Valid	497	555	469	368	1889	
N of Miss	52	23	39	21	135	

Table 151: On how many occasions have you used LSD or other psychedelics during the past 30 days?





Response	6	8	10	12	Total	
0	99.8	99.3	99.1	98.6	99.3	
1-2	0.2	0.5	0.4	1.1	0.5	
3-5	0.0	0.2	0.2	0.3	0.2	
6-9	0.0	0.0	0.0	0.0	0.0	
10+	0.0	0.0	0.2	0.0	0.1	
N of Valid	495	555	469	370	1889	
N of Miss	54	23	39	19	135	

Table 152: On how many occasions have you used cocaine or crack in your lifetime?






Response	6	8	10	12	Total	
0	99.6	98.9	98.1	96.5	98.4	
1-2	0.2	0.5	0.9	1.1	0.6	
3-5	0.0	0.4	0.4	0.8	0.4	
6-9	0.0	0.0	0.0	0.8	0.2	
10+	0.2	0.2	0.6	0.8	0.4	
N of Valid	511	554	470	370	1905	
N of Miss	38	24	38	19	119	

Table 153: On how many occasions have you used cocaine or crack during the past 30 days?


Response	6	8	10	12	Total	
0	99.8	99.3	99.8	98.9	99.5	
1-2	0.0	0.2	0.0	0.8	0.2	
3-5	0.0	0.4	0.0	0.3	0.2	
6-9	0.0	0.0	0.0	0.0	0.0	
10+	0.2	0.2	0.2	0.0	0.2	
N of Valid	510	550	469	370	1899	
N of Miss	39	28	39	19	125	

Table 154: On how many occasions have you sniffed glue, breathed the contents of an aerosol spray can, or inhaled other gases or sprays, in order to get high in your lifetime?


Response	6	8	10	12	Total	
0	95.5	91.1	95.5	96.8	94.5	
1-2	2.9	5.8	2.6	2.4	3.6	
3-5	1.0	1.3	0.4	0.5	0.8	
6-9	0.2	1.1	0.4	0.3	0.5	
10+	0.4	0.7	1.1	0.0	0.6	
N of Valid	511	553	469	370	1903	
N of Miss	38	25	39	19	121	

Table 155: On how many occasions have you sniffed glue, breathed the contents of an aerosol spray can, or inhaled other gases or sprays, in order to get high during the past 30 days?


Response	6	8	10	12	Total	
0	98.4	96.4	99.1	99.7	98.3	
1-2	1.6	2.5	0.4	0.3	1.3	
3-5	0.0	0.2	0.0	0.0	0.1	
6-9	0.0	0.5	0.0	0.0	0.2	
10+	0.0	0.4	0.4	0.0	0.2	
N of Valid	509	553	469	369	1900	
N of Miss	40	25	39	20	124	

Table 156: On how many occasions have you used Pegaramide (peg, Peggy, etc.) in your lifetime?

Response	6	8	10	12	Total	
0	100.0	100.0	100.0	100.0	100.0	
1-2	0.0	0.0	0.0	0.0	0.0	
3-5	0.0	0.0	0.0	0.0	0.0	
6-9	0.0	0.0	0.0	0.0	0.0	
10+	0.0	0.0	0.0	0.0	0.0	
N of Valid	497	552	468	369	1886	
N of Miss	52	26	40	20	138	

Table 157: On how many occasions have you used Pegaramide (peg, Peggy, etc.) during the past 30 days?

Response	6	8	10	12	Total	
0	100.0	100.0	100.0	100.0	100.0	
1-2	0.0	0.0	0.0	0.0	0.0	
3-5	0.0	0.0	0.0	0.0	0.0	
6-9	0.0	0.0	0.0	0.0	0.0	
10+	0.0	0.0	0.0	0.0	0.0	
N of Valid	497	553	467	368	1885	
N of Miss	52	25	41	21	139	

Table 158: On how many occasions have you used synthetic marijuana (K2, spice) in your lifetime?

Response	6	8	10	12	Total	
0	100.0	98.6	98.1	97.3	98.6	
1-2	0.0	0.7	1.5	1.1	0.8	
3-5	0.0	0.0	0.4	0.8	0.3	
6-9	0.0	0.5	0.0	0.3	0.2	
10+	0.0	0.2	0.0	0.5	0.2	
N of Valid	503	552	470	369	1894	
N of Miss	46	26	38	20	130	

Table 159: On how many occasions have you used synthetic marijuana (K2, spice) during the past 30 days?





Response	6	8	10	12	Total	
0	100.0	99.3	99.6	99.2	99.5	
1-2	0.0	0.7	0.4	0.3	0.4	
3-5	0.0	0.0	0.0	0.3	0.1	
6-9	0.0	0.0	0.0	0.3	0.1	
10+	0.0	0.0	0.0	0.0	0.0	
N of Valid	504	552	468	369	1893	
N of Miss	45	26	40	20	131	

Table 160: On how many occasions have you used methamphetamines (meth, speed, crank, crystal meth) in your lifetime?





Response	6	8	10	12	Total	
0	99.8	98.9	98.9	98.4	99.1	
1-2	0.2	0.5	0.9	1.1	0.6	
3-5	0.0	0.0	0.0	0.0	0.0	
6-9	0.0	0.2	0.0	0.0	0.1	
10+	0.0	0.4	0.2	0.5	0.3	
N of Valid	507	553	469	369	1898	
N of Miss	42	25	39	20	126	

Table 161: On how many occasions have you used methamphetamines (meth, speed, crank, crystal meth) in the past 30 days?






Response	6	8	10	12	Total	
0	100.0	99.1	99.6	99.5	99.5	
1-2	0.0	0.5	0.2	0.3	0.3	
3-5	0.0	0.2	0.0	0.0	0.1	
6-9	0.0	0.2	0.0	0.0	0.1	
10+	0.0	0.0	0.2	0.3	0.1	
N of Valid	502	553	467	369	1891	
N of Miss	47	25	41	20	133	

Table 162: On how many occasions have you used other chemical products (bath salts, plant food, etc.) in your lifetime?





Response	6	8	10	12	Total	
0	96.8	97.6	98.7	99.2	98.0	
1-2	1.8	1.4	0.6	0.5	1.2	
3-5	0.6	0.7	0.0	0.3	0.4	
6-9	0.0	0.0	0.0	0.0	0.0	
10+	0.8	0.2	0.6	0.0	0.4	
N of Valid	500	552	470	369	1891	
N of Miss	49	26	38	20	133	

Table 163: On how many occasions have you used other chemical products (bath salts, plant food, etc.) during the past 30 days?






Response	6	8	10	12	Total	
0	98.6	98.7	99.4	99.7	99.0	
1-2	0.8	1.3	0.2	0.3	0.7	
3-5	0.4	0.0	0.0	0.0	0.1	
6-9	0.2	0.0	0.2	0.0	0.1	
10+	0.0	0.0	0.2	0.0	0.1	
N of Valid	500	553	466	369	1888	
N of Miss	49	25	42	20	136	

Table 164: On how many occasions have you used heroin or other opiates in your lifetime?






Response	6	8	10	12	Total	
0	100.0	99.5	99.1	98.1	99.3	
1-2	0.0	0.2	0.0	0.8	0.2	
3-5	0.0	0.2	0.2	0.3	0.2	
6-9	0.0	0.0	0.0	0.5	0.1	
10+	0.0	0.2	0.6	0.3	0.3	
N of Valid	501	551	467	369	1888	
N of Miss	48	27	41	20	136	

Table 165: On how many occasions have you used heroin or other opiates during the past 30 days?


Response	6	8	10	12	Total	
0	100.0	99.6	99.6	99.2	99.6	
1-2	0.0	0.2	0.2	0.8	0.3	
3-5	0.0	0.2	0.0	0.0	0.1	
6-9	0.0	0.0	0.0	0.0	0.0	
10+	0.0	0.0	0.2	0.0	0.1	
N of Valid	496	551	468	369	1884	
N of Miss	53	27	40	20	140	

Table 166: On how many occasions have you used MDMA ('X', 'E', or ecstasy) in your lifetime?


Response	6	8	10	12	Total	
0	100.0	99.8	98.5	96.2	98.8	
1-2	0.0	0.2	1.3	1.6	0.7	
3-5	0.0	0.0	0.0	1.1	0.2	
6-9	0.0	0.0	0.2	1.1	0.3	
10+	0.0	0.0	0.0	0.0	0.0	
N of Valid	486	551	469	369	1875	
N of Miss	63	27	39	20	149	

Table 167: On how many occasions have you used MDMA ('X', 'E', or ecstasy) during the past 30 days?


Response	6	8	10	12	Total	
0	100.0	99.8	99.6	99.2	99.7	
1-2	0.0	0.2	0.2	0.5	0.2	
3-5	0.0	0.0	0.0	0.0	0.0	
6-9	0.0	0.0	0.2	0.3	0.1	
10+	0.0	0.0	0.0	0.0	0.0	
N of Valid	487	548	466	369	1870	
N of Miss	62	30	42	20	154	

Table 168: On how many occasions have you taken prescription drugs (such as Valium, Xanax, Ritalin, Adderall, OxyContin, Tramadol, or sleeping pills) not prescribed to you in your lifetime?


Response	6	8	10	12	Total	
0	97.4	92.0	88.9	87.0	91.7	
1-2	1.4	3.6	4.3	4.9	3.4	
3-5	0.6	1.1	3.0	3.3	1.8	
6-9	0.0	0.5	1.3	0.8	0.6	
10+	0.6	2.7	2.6	4.1	2.4	
N of Valid	503	552	469	369	1893	
N of Miss	46	26	39	20	131	

Table 169: On how many occasions have you taken prescription drugs (such as Valium, Xanax, Ritalin, Adderall, OxyContin, Tramadol, or sleeping pills) not prescribed to you during the past 30 days?


Response	6	8	10	12	Total	
0	98.8	95.7	95.9	97.0	96.8	
1-2	0.4	2.0	3.2	1.9	1.9	
3-5	0.6	0.5	0.4	0.8	0.6	
6-9	0.0	0.2	0.2	0.0	0.1	
10+	0.2	1.6	0.2	0.3	0.6	
N of Valid	497	552	469	367	1885	
N of Miss	52	26	39	22	139	

Table 170: On how many occasions have you taken non-prescription medicines such as diet pills (for example, Dietac, Dexatrim or Prolamine), stay-awake pills (for example No-Doz, Vivarin, or Wake), or cough or cold medicines (robos, DXM, etc.) to get high in your lifetime?


Response	6	8	10	12	Total	
0	99.0	96.9	96.2	95.1	96.9	
1-2	0.4	0.9	1.3	1.6	1.0	
3-5	0.2	0.5	0.9	1.1	0.6	
6-9	0.0	0.9	0.0	0.8	0.4	
10+	0.4	0.7	1.7	1.4	1.0	
N of Valid	499	551	469	369	1888	
N of Miss	50	27	39	20	136	

Table 171: On how many occasions have you taken non-prescription medicines such as diet pills (for example, Dietac, Dexatrim or Prolamine), stay-awake pills (for example No-Doz, Vivarin, or Wake), or cough or cold medicines (robos, DXM, etc.) to get high during the past 30 days?






Response	6	8	10	12	Total	
0	99.4	97.5	98.7	98.9	98.6	
1-2	0.4	1.3	0.6	1.1	0.8	
3-5	0.0	0.9	0.4	0.0	0.4	
6-9	0.0	0.2	0.0	0.0	0.1	
10+	0.2	0.2	0.2	0.0	0.2	
N of Valid	495	552	469	368	1884	
N of Miss	54	26	39	21	140	

Table 172: On how many occasions have you been drunk or very high from drinking alcoholic beverages during the past 30 days?






Response	6	8	10	12	Total	
0	99.6	96.0	93.2	89.2	94.9	
1-2	0.2	2.6	3.4	4.1	2.4	
3-5	0.0	0.7	1.7	3.3	1.3	
6-9	0.0	0.2	0.4	1.4	0.4	
10+	0.2	0.6	1.3	2.2	1.0	
N of Valid	499	545	468	369	1881	
N of Miss	50	33	40	20	143	

Table 173: On how many occasions have you drunk flavored alcoholic beverages, sometimes called 'alcopops' (like Mike's Hard Lemonade, Smirnoff Ice, Bacardi Breezers, etc.) in your lifetime?






Response	6	8	10	12	Total	
0	97.2	87.9	80.6	71.5	85.4	
1-2	1.4	5.3	6.0	6.8	4.7	
3-5	1.2	3.1	6.4	7.0	4.2	
6-9	0.0	1.3	2.8	5.4	2.1	
10+	0.2	2.5	4.3	9.2	3.6	
N of Valid	502	552	468	369	1891	
N of Miss	47	26	40	20	133	

Table 174: On how many occasions have you drunk flavored alcoholic beverages, sometimes called 'alcopops' (like Mike's Hard Lemonade, Smirnoff Ice, Bacardi Breezers, etc.) during the past 30 days?


Response	6	8	10	12	Total	
0	99.4	95.8	92.9	89.2	94.7	
1-2	0.4	2.6	4.5	5.9	3.1	
3-5	0.0	0.5	1.5	3.0	1.1	
6-9	0.0	0.5	0.4	0.8	0.4	
10+	0.2	0.5	0.6	1.1	0.6	
N of Valid	498	547	468	370	1883	
N of Miss	51	31	40	19	141	

Table 175: If you smoked cigarettes (not just a puff or drag) in the past year, how did you usually get them?


Response	6	8	10	12	Total	
I did not smoke cigarettes in the past year	98.3	93.2	89.6	82.2	91.5	
I bought them myself with a fake ID	0.0	0.2	0.2	0.3	0.2	
I bought them myself without a fake ID	0.0	0.0	0.0	3.0	0.6	
I got them from someone I know age 18 or older	0.4	2.4	3.9	7.7	3.3	
I got them from someone I know under age 18	0.2	0.7	1.3	1.4	0.9	
I got them from my brother or sister	0.0	0.2	0.4	0.0	0.2	
I got them from home with my parents' permission	0.0	0.2	0.0	0.3	0.1	
I got them from home without my parents' permission	0.0	1.1	0.6	0.5	0.6	
I got them from another relative	0.2	0.2	0.2	0.8	0.3	
A stranger bought them for me	0.0	0.0	0.2	0.0	0.1	
I took them from a store or shop	0.0	0.0	0.2	0.0	0.1	
Other	0.8	1.8	3.2	3.8	2.3	
N of Valid	479	543	462	365	1849	
N of Miss	70	35	46	24	175	

Table 176: If you used e-cigarettes, e-cigars, or e-hookahs (not just a puff or drag) in the past year, how did you usually get them? - I did not use e-cigarettes, e-cigars, or e-hookahs in the past year



Response	6	8	10	12	Total	
No	1.3	11.1	16.4	25.9	12.8	
Yes	98.7	88.9	83.6	74.1	87.2	
N of Valid	477	539	463	367	1846	
N of Miss	0	0	0	0	0	

Table 177: If you used e-cigarettes, e-cigars, or e-hookahs (not just a puff or drag) in the past year, how did you usually get them? - I bought them in a store such as a convenience store, supermarket, discount store, or gas station



Response	6	8	10	12	Total	
No	99.8	99.3	99.8	98.4	99.3	
Yes	0.2	0.7	0.2	1.6	0.7	
N of Valid	477	539	463	367	1846	
N of Miss	0	0	0	0	0	

Table 178: If you used e-cigarettes, e-cigars, or e-hookahs (not just a puff or drag) in the past year, how did you usually get them? - I got them on the Internet



Response	6	8	10	12	Total	
No	100.0	99.8	98.5	99.2	99.4	
Yes	0.0	0.2	1.5	0.8	0.6	
N of Valid	477	539	463	367	1846	
N of Miss	0	0	0	0	0	

Table 179: If you used e-cigarettes, e-cigars, or e-hookahs (not just a puff or drag) in the past year, how did you usually get them? - I got them at a store that sells electronic cigarettes, such as a "vape shop"



Response	6	8	10	12	Total	
No	100.0	99.6	98.5	95.6	98.6	
Yes	0.0	0.4	1.5	4.4	1.4	
N of Valid	477	539	463	367	1846	
N of Miss	0	0	0	0	0	

Table 180: If you used e-cigarettes, e-cigars, or e-hookahs (not just a puff or drag) in the past year, how did you usually get them? - I got them from a family member



Response	6	8	10	12	Total	
No	99.8	97.6	98.1	97.0	98.2	
Yes	0.2	2.4	1.9	3.0	1.8	
N of Valid	477	539	463	367	1846	
N of Miss	0	0	0	0	0	

Table 181: If you used e-cigarettes, e-cigars, or e-hookahs (not just a puff or drag) in the past year, how did you usually get them? - I got them from a friend



Response	6	8	10	12	Total	
No	99.4	94.6	90.1	85.0	92.8	
Yes	0.6	5.4	9.9	15.0	7.2	
N of Valid	477	539	463	367	1846	
N of Miss	0	0	0	0	0	

Table 182: If you used e-cigarettes, e-cigars, or e-hookahs (not just a puff or drag) in the past year, how did you usually get them? - A stranger got them for me



Response	6	8	10	12	Total	
No	99.8	99.6	99.6	100.0	99.7	
Yes	0.2	0.4	0.4	0.0	0.3	
N of Valid	477	539	463	367	1846	
N of Miss	0	0	0	0	0	

Table 183: If you used e-cigarettes, e-cigars, or e-hookahs (not just a puff or drag) in the past year, how did you usually get them? - I took them from a store or shop


Response	6	8	10	12	Total	
No	100.0	100.0	100.0	100.0	100.0	
Yes	0.0	0.0	0.0	0.0	0.0	
N of Valid	477	539	463	367	1846	
N of Miss	0	0	0	0	0	

Table 184: If you used e-cigarettes, e-cigars, or e-hookahs (not just a puff or drag) in the past year, how did you usually get them? - I got them some other way



Response	6	8	10	12	Total	
No	100.0	98.1	97.8	98.4	98.6	
Yes	0.0	1.9	2.2	1.6	1.4	
N of Valid	477	539	463	367	1846	
N of Miss	0	0	0	0	0	

Table 185: If you used marijuana (grass, pot) (not just a puff or drag) in the past year, how did you usually get it? - I did not use marijuana (grass, pot) in the past year



Response	6	8	10	12	Total	
No	1.5	7.5	15.0	22.2	10.7	
Yes	98.5	92.5	85.0	77.8	89.3	
N of Valid	477	535	460	365	1837	
N of Miss	0	0	0	0	0	

Table 186: If you used marijuana (grass, pot) (not just a puff or drag) in the past year, how did you usually get it? - I bought it myself



Response	6	8	10	12	Total	
No	99.6	98.9	95.4	91.0	96.6	
Yes	0.4	1.1	4.6	9.0	3.4	
N of Valid	477	535	460	365	1837	
N of Miss	0	0	0	0	0	

Table 187: If you used marijuana (grass, pot) (not just a puff or drag) in the past year, how did you usually get it? - I got it from someone at school



Response	6	8	10	12	Total	
No	100.0	97.9	97.4	97.0	98.1	
Yes	0.0	2.1	2.6	3.0	1.9	
N of Valid	477	535	460	365	1837	
N of Miss	0	0	0	0	0	

Table 188: If you used marijuana (grass, pot) (not just a puff or drag) in the past year, how did you usually get it? - I got it from someone with a medical marijuana card



Response	6	8	10	12	Total	
No	100.0	100.0	99.8	99.7	99.9	
Yes	0.0	0.0	0.2	0.3	0.1	
N of Valid	477	535	460	365	1837	
N of Miss	0	0	0	0	0	

Table 189: If you used marijuana (grass, pot) (not just a puff or drag) in the past year, how did you usually get it? - I got it from my brother or sister



Response	6	8	10	12	Total	
No	100.0	99.6	98.5	98.1	99.1	
Yes	0.0	0.4	1.5	1.9	0.9	
N of Valid	477	535	460	365	1837	
N of Miss	0	0	0	0	0	

Table 190: If you used marijuana (grass, pot) (not just a puff or drag) in the past year, how did you usually get it? - I got it from another relative



Response	6	8	10	12	Total	
No	99.4	98.7	98.3	98.6	98.7	
Yes	0.6	1.3	1.7	1.4	1.3	
N of Valid	477	535	460	365	1837	
N of Miss	0	0	0	0	0	

Table 191: If you used marijuana (grass, pot) (not just a puff or drag) in the past year, how did you usually get it? - Other



Response	6	8	10	12	Total	
No	99.6	97.2	94.3	92.1	96.1	
Yes	0.4	2.8	5.7	7.9	3.9	
N of Valid	477	535	460	365	1837	
N of Miss	0	0	0	0	0	

Table 192: If you drank alcohol (not just a sip or taste) in the past year, how did you usually get it?












Response	6	8	10	12	Total	
I did not drink alcohol in the past year	97.2	86.9	73.4	63.8	81.6	
I bought it myself with a fake ID	0.4	0.2	0.2	1.6	0.5	
I bought it myself without a fake ID	0.0	0.2	0.4	0.3	0.2	
I got it from someone I know age 21 or older	0.4	2.2	5.8	13.7	5.0	
I got it from someone I know under age 21	0.0	1.9	3.7	4.9	2.5	
I got it from my brother or sister	0.2	1.1	1.1	1.6	1.0	
I got it from home with my parents' permission	0.4	3.0	6.3	5.8	3.7	
I got it from home without my parents' permission	0.4	1.3	0.9	0.8	0.9	
I got it from another relative	0.4	0.7	1.7	1.9	1.1	
A stranger bought it for me	0.0	0.0	0.2	0.5	0.2	
I took it from a store or shop	0.0	0.0	0.0	0.0	0.0	
Other	0.4	2.4	6.3	4.9	3.4	
N of Valid	472	535	463	365	1835	
N of Miss	77	43	45	24	189	

Table 193: If you used prescription drugs or over the counter drugs without a doctor telling you to use it or for the purpose of getting high, where did you get these drugs? - Did not use



Response	6	8	10	12	Total	
No	1.1	2.8	5.0	8.2	4.0	
Yes	98.9	97.2	95.0	91.8	96.0	
N of Valid	473	534	462	365	1834	
N of Miss	0	0	0	0	0	

Table 194: If you used prescription drugs or over the counter drugs without a doctor telling you to use it or for the purpose of getting high, where did you get these drugs? -
Bought or took from store or shop



Response	6	8	10	12	Total	
No	99.8	99.4	100.0	98.6	99.5	
Yes	0.2	0.6	0.0	1.4	0.5	
N of Valid	473	534	462	365	1834	
N of Miss	0	0	0	0	0	

Table 195: If you used prescription drugs or over the counter drugs without a doctor telling you to use it or for the purpose of getting high, where did you get these drugs? -
Got from parents with permission



Response	6	8	10	12	Total	
No	99.6	99.8	99.1	99.5	99.5	
Yes	0.4	0.2	0.9	0.5	0.5	
N of Valid	473	534	462	365	1834	
N of Miss	0	0	0	0	0	

Table 196: If you used prescription drugs or over the counter drugs without a doctor telling you to use it or for the purpose of getting high, where did you get these drugs? -
Got from home without permission



Response	6	8	10	12	Total	
No	100.0	99.4	98.9	98.6	99.3	
Yes	0.0	0.6	1.1	1.4	0.7	
N of Valid	473	534	462	365	1834	
N of Miss	0	0	0	0	0	

Table 197: If you used prescription drugs or over the counter drugs without a doctor telling you to use it or for the purpose of getting high, where did you get these drugs? -
Got from relative with permission



Response	6	8	10	12	Total	
No	99.8	99.4	99.6	99.7	99.6	
Yes	0.2	0.6	0.4	0.3	0.4	
N of Valid	473	534	462	365	1834	
N of Miss	0	0	0	0	0	

Table 198: If you used prescription drugs or over the counter drugs without a doctor telling you to use it or for the purpose of getting high, where did you get these drugs? -
Got from relative without permission



Response	6	8	10	12	Total	
No	100.0	100.0	99.6	99.5	99.8	
Yes	0.0	0.0	0.4	0.5	0.2	
N of Valid	473	534	462	365	1834	
N of Miss	0	0	0	0	0	

Table 199: If you used prescription drugs or over the counter drugs without a doctor telling you to use it or for the purpose of getting high, where did you get these drugs? -
Got from friend's home with permission



Response	6	8	10	12	Total	
No	100.0	99.4	99.6	98.6	99.5	
Yes	0.0	0.6	0.4	1.4	0.5	
N of Valid	473	534	462	365	1834	
N of Miss	0	0	0	0	0	

Table 200: If you used prescription drugs or over the counter drugs without a doctor telling you to use it or for the purpose of getting high, where did you get these drugs? -
Got from friend's home without permission



Response	6	8	10	12	Total	
No	100.0	99.8	100.0	99.7	99.9	
Yes	0.0	0.2	0.0	0.3	0.1	
N of Valid	473	534	462	365	1834	
N of Miss	0	0	0	0	0	

Table 201: If you used prescription drugs or over the counter drugs without a doctor telling you to use it or for the purpose of getting high, where did you get these drugs? -
Got from friend at school



Response	6	8	10	12	Total	
No	99.8	99.8	99.8	99.5	99.7	
Yes	0.2	0.2	0.2	0.5	0.3	
N of Valid	473	534	462	365	1834	
N of Miss	0	0	0	0	0	

Table 202: If you used prescription drugs or over the counter drugs without a doctor telling you to use it or for the purpose of getting high, where did you get these drugs? -
Got from friend at party



Response	6	8	10	12	Total	
No	100.0	99.6	99.4	99.5	99.6	
Yes	0.0	0.4	0.6	0.5	0.4	
N of Valid	473	534	462	365	1834	
N of Miss	0	0	0	0	0	

Table 203: If you used prescription drugs or over the counter drugs without a doctor telling you to use it or for the purpose of getting high, where did you get these drugs? -
Got from friend, elsewhere



Response	6	8	10	12	Total	
No	100.0	99.4	98.9	97.5	99.1	
Yes	0.0	0.6	1.1	2.5	0.9	
N of Valid	473	534	462	365	1834	
N of Miss	0	0	0	0	0	

Table 204: If you used prescription drugs or over the counter drugs without a doctor telling you to use it or for the purpose of getting high, where did you get these drugs? -
Got from internet sale



Response	6	8	10	12	Total	
No	100.0	100.0	99.8	100.0	99.9	
Yes	0.0	0.0	0.2	0.0	0.1	
N of Valid	473	534	462	365	1834	
N of Miss	0	0	0	0	0	

Table 205: During the last month, about how many marijuana cigarettes, or the equivalent, did you smoke a day, on the average?


Response	6	8	10	12	Total	
None	99.2	94.8	91.5	89.8	94.1	
Less than 1 a day	0.8	1.9	3.3	3.8	2.3	
1 a day	0.0	0.9	1.3	1.6	0.9	
2-3 a day	0.0	1.3	2.4	2.2	1.4	
4-6 a day	0.0	0.7	0.9	1.4	0.7	
7-10 a day	0.0	0.2	0.0	0.5	0.2	
11 or more a day	0.0	0.2	0.7	0.5	0.3	
N of Valid	471	536	460	364	1831	
N of Miss	78	42	48	25	193	

Table 206: How wrong do your friends feel it would be for YOU to: have one or two drinks of an alcoholic beverage nearly every day?


Response	6	8	10	12	Total	
Very wrong	83.5	64.8	48.6	53.7	63.3	
Wrong	11.2	20.6	25.7	18.6	19.1	
A little bit wrong	3.6	8.1	17.3	15.1	10.6	
Not at all wrong	1.7	6.6	8.4	12.6	7.0	
N of Valid	474	534	463	365	1836	
N of Miss	75	44	45	24	188	

Table 207: How wrong do your friends feel it would be for YOU to: smoke tobacco?


Response	6	8	10	12	Total	
Very wrong	87.6	71.8	59.9	59.7	70.5	
Wrong	8.4	17.0	24.7	19.9	17.3	
A little bit wrong	2.1	6.9	10.2	8.6	6.8	
Not at all wrong	1.9	4.3	5.2	11.9	5.4	
N of Valid	474	536	461	362	1833	
N of Miss	75	42	47	27	191	

Table 208: How wrong do your friends feel it would be for YOU to: smoke marijuana?


Response	6	8	10	12	Total	
Very wrong	91.7	71.7	50.3	52.6	67.7	
Wrong	4.0	11.6	17.0	16.3	11.9	
A little bit wrong	2.1	7.5	18.5	12.1	9.8	
Not at all wrong	2.1	9.2	14.2	19.0	10.6	
N of Valid	472	533	459	363	1827	
N of Miss	77	45	49	26	197	

Table 209: How wrong do your friends feel it would be for YOU to: use prescription drugs not prescribed to you?


Response	6	8	10	12	Total	
Very wrong	89.0	78.2	73.1	70.5	78.2	
Wrong	8.2	12.9	15.5	16.3	13.0	
A little bit wrong	1.5	3.7	7.0	7.2	4.6	
Not at all wrong	1.3	5.2	4.4	6.1	4.2	
N of Valid	473	536	458	363	1830	
N of Miss	76	42	50	26	194	

Table 210: How wrong would most adults (over 21) in your neighborhood think it is for kids your age: to use marijuana?


Response	6	8	10	12	Total	
Very wrong	90.6	81.8	68.7	69.1	78.2	
Wrong	6.2	11.4	17.7	18.8	13.1	
A little bit wrong	1.7	3.9	7.2	7.7	4.9	
Not at all wrong	1.5	2.8	6.3	4.4	3.7	
N of Valid	468	533	457	362	1820	
N of Miss	81	45	51	27	204	

Table 211: How wrong would most adults (over 21) in your neighborhood think it is for kids your age: to drink alcohol?

Response	6	8	10	12	Total	
Very wrong	85.2	75.7	61.8	57.8	71.1	
Wrong	9.5	13.3	18.3	23.6	15.6	
A little bit wrong	3.7	6.9	13.1	13.1	8.9	
Not at all wrong	1.7	4.1	6.8	5.6	4.5	
N of Valid	465	535	458	360	1818	
N of Miss	84	43	50	29	206	

Table 212: How wrong would most adults (over 21) in your neighborhood think it is for kids your age: to smoke cigarettes?

Response	6	8	10	12	Total	
Very wrong	87.2	79.2	71.1	63.6	76.1	
Wrong	7.1	13.9	16.8	21.4	14.4	
A little bit wrong	4.1	3.6	6.6	11.4	6.0	
Not at all wrong	1.5	3.4	5.5	3.6	3.5	
N of Valid	462	534	457	360	1813	
N of Miss	87	44	51	29	211	

Table 213: How much do each of the following statements describe your neighborhood? crime and/or drug selling

Response	6	8	10	12	Total	
NO!	81.6	76.4	67.8	73.0	74.9	
no	11.8	14.0	20.7	16.5	15.6	
yes	4.8	7.9	7.7	9.4	7.4	
YES!	1.8	1.7	3.7	1.1	2.1	
N of Valid	457	530	454	363	1804	
N of Miss	92	48	54	26	220	

Table 214: How much do each of the following statements describe your neighborhood? fights





Response	6	8	10	12	Total	
NO!	74.7	75.2	69.2	72.0	72.9	
no	13.7	15.3	20.5	21.6	17.5	
yes	8.1	6.6	7.5	5.5	7.0	
YES!	3.5	2.8	2.9	0.8	2.6	
N of Valid	454	529	454	361	1798	
N of Miss	95	49	54	28	226	

Table 215: How much do each of the following statements describe your neighborhood? lots of empty or abandoned buildings





Response	6	8	10	12	Total	
NO!	77.5	75.6	70.4	72.6	74.2	
no	16.6	18.3	23.2	22.7	20.0	
yes	4.6	4.9	4.6	4.4	4.7	
YES!	1.3	1.1	1.8	0.3	1.2	
N of Valid	458	529	453	361	1801	
N of Miss	91	49	55	28	223	

Table 216: How much do each of the following statements describe your neighborhood? lots of graffiti





Response	6	8	10	12	Total	
NO!	88.4	84.1	76.4	78.4	82.1	
no	9.8	13.6	20.3	19.1	15.5	
yes	0.4	1.9	2.4	2.2	1.7	
YES!	1.3	0.4	0.9	0.3	0.7	
N of Valid	447	529	454	361	1791	
N of Miss	102	49	54	28	233	

Table 217: I feel safe in my neighborhood.

Response	6	8	10	12	Total
NO!	5.3	3.9	6.0	2.5	4.5
no	5.8	7.7	7.9	6.4	7.0
yes	26.4	31.8	37.5	37.5	33.0
YES!	62.5	56.6	48.6	53.6	55.5
N of Valid	469	534	453	360	1816
N of Miss	80	44	55	29	208

Table 218: If a kid smoked marijuana in your neighborhood would he or she be caught by the police?

Response	6	8	10	12	Total
NO!	10.6	14.1	17.9	21.2	15.6
no	16.2	29.4	44.9	46.3	33.3
yes	31.1	29.6	24.4	19.3	26.6
YES!	42.1	27.0	12.9	13.2	24.5
N of Valid	463	538	459	363	1823
N of Miss	86	40	49	26	201

Table 219: If a kid drank some beer, wine or hard liquor (for example, vodka, whiskey, or gin) in your neighborhood would he or she be caught by the police?

Response	6	8	10	12	Total
NO!	12.6	17.1	21.1	26.2	18.8
no	22.2	35.4	52.2	47.7	38.8
yes	31.4	27.0	17.6	18.5	24.0
YES!	33.8	20.5	9.1	7.7	18.4
N of Valid	459	537	460	363	1819
N of Miss	90	41	48	26	205

Table 220: If a kid carried a handgun in your neighborhood would he or she be caught by the police?

Response	6	8	10	12	Total
NO!	10.2	14.2	16.2	17.7	14.4
no	14.4	23.1	31.2	34.0	25.1
yes	24.6	27.4	30.1	28.2	27.5
YES!	50.8	35.4	22.5	20.2	33.0
N of Valid	459	537	458	362	1816
N of Miss	90	41	50	27	208

Table 221: If you wanted to get some cigarettes, how easy would it be for you to get some?

Response	6	8	10	12	Total
Very hard	80.7	58.3	41.3	26.7	53.4
Sort of hard	9.8	16.0	18.5	15.4	14.9
Sort of easy	5.0	13.8	18.0	18.5	13.6
Very easy	4.6	11.9	22.2	39.4	18.1
N of Valid	460	537	455	363	1815
N of Miss	89	41	53	26	209

Table 222: If you wanted to get some beer, wine or hard liquor (for example, vodka, whiskey, or gin), how easy would it be for you to get some?

Response	6	8	10	12	Total
Very hard	72.3	50.7	34.1	27.3	47.3
Sort of hard	12.5	14.4	16.0	14.3	14.3
Sort of easy	8.8	17.0	21.9	25.9	17.9
Very easy	6.4	17.9	28.0	32.5	20.5
N of Valid	455	536	457	363	1811
N of Miss	94	42	51	26	213

Table 223: If you wanted to get a drug like cocaine, LSD, or amphetamines, how easy would it be for you to get some?





Response	6	8	10	12	Total	
Very hard	94.9	84.3	73.7	60.3	79.4	
Sort of hard	2.0	9.9	14.7	17.1	10.6	
Sort of easy	1.3	3.4	4.4	11.6	4.8	
Very easy	1.8	2.4	7.2	11.0	5.2	
N of Valid	452	534	456	363	1805	
N of Miss	97	44	52	26	219	

Table 224: If you wanted to get a handgun, how easy would it be for you to get one?





Response	6	8	10	12	Total	
Very hard	75.7	65.0	58.7	53.8	63.8	
Sort of hard	11.1	14.3	14.3	14.6	13.6	
Sort of easy	8.7	10.7	12.3	14.3	11.3	
Very easy	4.5	10.0	14.7	17.3	11.3	
N of Valid	449	531	455	364	1799	
N of Miss	100	47	53	25	225	

Table 225: If you wanted to get some marijuana, how easy would it be for you to get some?





Response	6	8	10	12	Total	
Very hard	93.6	71.1	48.5	37.7	64.3	
Sort of hard	2.2	8.9	12.1	11.1	8.5	
Sort of easy	1.3	9.2	16.1	19.4	11.0	
Very easy	2.9	10.8	23.3	31.9	16.2	
N of Valid	451	530	454	361	1796	
N of Miss	98	48	54	28	228	

Table 226: If you wanted to get prescription drugs for the purpose of getting high, how easy would it be for you to get some?





Response	6	8	10	12	Total	
Very hard	83.8	65.3	52.5	43.1	62.2	
Sort of hard	7.1	12.2	13.3	14.1	11.6	
Sort of easy	4.7	8.9	14.0	20.2	11.4	
Very easy	4.4	13.6	20.1	22.7	14.8	
N of Valid	451	531	457	362	1801	
N of Miss	98	47	51	27	223	

Table 227: If you wanted to get synthetic marijuana such as K2 or chemical products such as bath salts to get high, how easy would it be for you to get some?





Response	6	8	10	12	Total	
Very hard	93.8	83.1	71.6	60.2	78.2	
Sort of hard	2.7	9.4	14.7	18.8	11.0	
Sort of easy	1.8	4.3	5.7	11.3	5.5	
Very easy	1.8	3.2	7.9	9.7	5.3	
N of Valid	449	531	455	362	1797	
N of Miss	100	47	53	27	227	

Table 228: If you wanted to get steroids to use or to enhance athletic performance, how easy would it be for you to get some?





Response	6	8	10	12	Total	
Very hard	92.4	83.3	72.6	63.7	78.9	
Sort of hard	4.7	10.8	15.1	17.2	11.7	
Sort of easy	1.6	3.4	5.0	9.7	4.6	
Very easy	1.3	2.5	7.2	9.4	4.8	
N of Valid	448	528	456	361	1793	
N of Miss	101	50	52	28	231	

Table 229: If you wanted to get e-cigarettes, e-cigars, or e-hookahs, how easy would it be for you to get some?





Response	6	8	10	12	Total	
Very hard	89.5	66.8	46.9	33.1	60.7	
Sort of hard	4.7	11.5	11.2	8.8	9.2	
Sort of easy	3.3	7.9	13.6	15.5	9.7	
Very easy	2.4	13.8	28.3	42.5	20.4	
N of Valid	449	530	456	362	1797	
N of Miss	100	48	52	27	227	

Table 230: During the past 12 months, have you participated in any alcohol prevention programs or seen any alcohol prevention messages in your school or community? Yes, a school-based program focused on preventing underage drinking and/or drinking and driving.



Response	6	8	10	12	Total	
No	67.2	75.6	77.7	79.7	74.9	
Yes	32.8	24.4	22.3	20.3	25.1	
N of Valid	433	528	449	359	1769	
N of Miss	0	0	0	0	0	

Table 231: During the past 12 months, have you participated in any alcohol prevention programs or seen any alcohol prevention messages in your school or community? Yes, a community-based program focused on preventing underage drinking and/or drinking and driving (for example, through your church or temple or through youth groups like Boys and Girls Club or 4-H).



Response	6	8	10	12	Total	
No	88.5	93.0	97.1	96.4	93.6	
Yes	11.5	7.0	2.9	3.6	6.4	
N of Valid	433	528	449	359	1769	
N of Miss	0	0	0	0	0	

Table 232: During the past 12 months, have you participated in any alcohol prevention programs or seen any alcohol prevention messages in your school or community? Yes, a media campaign addressing underage drinking and/or drinking and driving (for example, newspaper ads, posters, pamphlets, radio, TV).



Response	6	8	10	12	Total	
No	87.8	86.0	91.8	90.0	88.7	
Yes	12.2	14.0	8.2	10.0	11.3	
N of Valid	433	528	449	359	1769	
N of Miss	0	0	0	0	0	

Table 233: During the past 12 months, have you participated in any alcohol prevention programs or seen any alcohol prevention messages in your school or community? No



Response	6	8	10	12	Total	
No	40.0	36.4	30.5	28.4	34.1	
Yes	60.0	63.6	69.5	71.6	65.9	
N of Valid	433	528	449	359	1769	
N of Miss	0	0	0	0	0	

Table 234: How wrong do your parents feel it would be for YOU to: have one or two drinks of an alcoholic beverage nearly every day?





Response	6	8	10	12	Total	
Very wrong	91.5	88.5	81.6	81.2	86.0	
Wrong	5.1	5.5	10.2	11.4	7.8	
A little bit wrong	2.9	5.1	5.8	6.1	4.9	
Not at all wrong	0.4	0.9	2.4	1.4	1.3	
N of Valid	448	530	451	361	1790	
N of Miss	101	48	57	28	234	

Table 235: How wrong do your parents feel it would be for YOU to: smoke tobacco?





Response	6	8	10	12	Total	
Very wrong	96.2	91.9	88.8	85.0	90.8	
Wrong	3.1	5.3	6.4	10.0	6.0	
A little bit wrong	0.4	1.5	2.2	3.6	1.8	
Not at all wrong	0.2	1.3	2.6	1.4	1.4	
N of Valid	446	528	454	361	1789	
N of Miss	103	50	54	28	235	

Table 236: How wrong do your parents feel it would be for YOU to: smoke marijuana?


Response	6	8	10	12	Total	
Very wrong	95.0	90.9	83.2	81.2	88.0	
Wrong	2.3	5.0	6.9	8.0	5.4	
A little bit wrong	1.8	2.3	4.9	6.1	3.6	
Not at all wrong	0.9	1.9	5.1	4.7	3.0	
N of Valid	442	525	452	361	1780	
N of Miss	107	53	56	28	244	

Table 237: How wrong do your parents feel it would be for YOU to: use prescription drugs not prescribed to you?


Response	6	8	10	12	Total	
Very wrong	95.8	93.7	89.8	87.3	91.9	
Wrong	3.3	3.8	4.9	7.5	4.7	
A little bit wrong	0.9	1.3	2.7	3.3	2.0	
Not at all wrong	0.0	1.1	2.7	1.9	1.4	
N of Valid	448	526	452	361	1787	
N of Miss	101	52	56	28	237	

Table 238: How wrong do your parents feel it would be for YOU to: steal something?


Response	6	8	10	12	Total	
Very wrong	91.6	91.2	86.0	89.4	89.6	
Wrong	7.2	6.9	8.6	7.8	7.6	
A little bit wrong	1.1	1.0	3.8	2.5	2.0	
Not at all wrong	0.0	1.0	1.6	0.3	0.7	
N of Valid	443	521	451	360	1775	
N of Miss	106	57	57	29	249	

Table 239: How wrong do your parents feel it would be for YOU to: draw graffiti, write things, or draw pictures on buildings or other property (without the owner's permission)?





Response	6	8	10	12	Total	
Very wrong	92.6	89.2	82.9	87.8	88.2	
Wrong	5.8	6.4	10.9	8.1	7.7	
A little bit wrong	1.1	2.6	4.4	2.8	2.7	
Not at all wrong	0.4	1.7	1.8	1.4	1.3	
N of Valid	447	530	450	360	1787	
N of Miss	102	48	58	29	237	

Table 240: How wrong do your parents feel it would be for YOU to: pick a fight with someone?





Response	6	8	10	12	Total	
Very wrong	76.4	66.6	66.7	75.3	70.8	
Wrong	16.9	19.2	20.4	13.3	17.7	
A little bit wrong	5.2	10.8	9.3	8.9	8.6	
Not at all wrong	1.6	3.4	3.6	2.5	2.8	
N of Valid	444	527	450	360	1781	
N of Miss	105	51	58	29	243	

Table 241: During the past 12 months, have you talked with at least one of your parents about the dangers of underage drinking and/or drinking and driving? By parents, we mean either your biological parents, adoptive parents, stepparents, or adult guardians - whether or not they live with you.



Response	6	8	10	12	Total	
No	42.1	47.5	54.3	53.1	49.0	
Yes	57.9	52.5	45.7	46.9	51.0	
N of Valid	435	526	446	356	1763	
N of Miss	114	52	62	33	261	

Table 242: The rules in my family are clear.

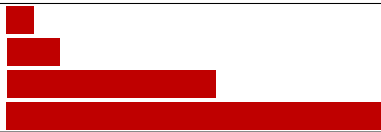
Response	6	8	10	12	Total	
NO!	2.1	1.3	2.4	1.9	1.9	
no	4.1	5.8	8.2	6.1	6.1	
yes	24.3	28.1	38.1	38.9	31.9	
YES!	69.5	64.7	51.3	53.1	60.1	
N of Valid	436	533	452	360	1781	
N of Miss	113	45	56	29	243	

Table 243: People in my family have serious arguments about the same things, and often insult or yell at each other.

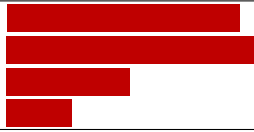
Response	6	8	10	12	Total	
NO!	47.4	37.4	26.0	31.8	35.8	
no	29.8	36.8	45.5	41.3	38.2	
yes	16.0	17.7	19.0	18.4	17.8	
YES!	6.7	8.1	9.5	8.4	8.2	
N of Valid	430	532	453	358	1773	
N of Miss	119	46	55	31	251	

Table 244: When I am not at home, one of my parents knows where I am and who I am with.

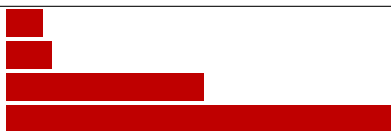
Response	6	8	10	12	Total	
NO!	3.5	2.8	3.5	3.6	3.3	
no	3.2	3.8	6.4	6.4	4.8	
yes	19.2	26.0	36.6	40.6	30.0	
YES!	74.1	67.4	53.4	49.4	61.9	
N of Valid	433	531	451	360	1775	
N of Miss	116	47	57	29	249	

Table 245: My family has clear rules about alcohol and drug use.

Response	6	8	10	12	Total
NO!	3.3	3.4	3.5	1.9	3.1
no	2.1	5.7	10.9	9.2	6.8
yes	16.7	22.5	28.2	37.5	25.6
YES!	77.9	68.4	57.4	51.4	64.5
N of Valid	430	529	451	360	1770
N of Miss	119	49	57	29	254

Table 246: If you skipped school would you be caught by your parents?

Response	6	8	10	12	Total
NO!	3.0	3.8	4.9	5.6	4.2
no	4.2	7.7	11.1	14.4	9.1
yes	12.8	21.9	31.4	34.7	24.7
YES!	80.0	66.6	52.6	45.3	62.0
N of Valid	430	530	449	360	1769
N of Miss	119	48	59	29	255

Table 247: My parents ask if I've gotten my homework done.

Response	6	8	10	12	Total
NO!	3.9	4.5	7.1	6.9	5.5
no	4.9	10.6	13.5	20.0	11.8
yes	19.9	24.7	33.7	37.2	28.4
YES!	71.3	60.2	45.7	35.8	54.3
N of Valid	432	530	451	360	1773
N of Miss	117	48	57	29	251

Table 248: Would your parents know if you did not come home on time?

Response	6	8	10	12	Total
NO!	1.9	2.3	4.9	3.9	3.2
no	4.4	6.2	9.9	12.8	8.1
yes	19.7	22.2	32.1	37.9	27.3
YES!	74.0	69.3	53.0	45.4	61.5
N of Valid	431	528	445	359	1763
N of Miss	118	50	63	30	261

Table 249: Do you know how to properly dispose of leftover prescription drugs?

Response	6	8	10	12	Total
No	73.3	64.3	63.7	57.7	64.9
Yes	26.7	35.7	36.3	42.3	35.1
N of Valid	412	518	443	355	1728
N of Miss	137	60	65	34	296

Table 250: Have any of your brothers or sisters ever: drunk beer, wine or hard liquor (for example, vodka, whiskey or gin)?

Response	6	8	10	12	Total
No	78.6	67.0	51.2	51.0	62.6
Yes	17.4	28.7	43.4	45.2	32.9
I don't have any brothers or sisters	4.0	4.3	5.4	3.8	4.4
N of Valid	449	536	459	365	1809
N of Miss	100	42	49	24	215

Table 251: Have any of your brothers or sisters ever: smoked marijuana?

Response	6	8	10	12	Total
No	92.2	81.8	68.9	67.9	78.3
Yes	3.8	14.3	25.6	28.5	17.4
I don't have any brothers or sisters	4.0	3.9	5.5	3.6	4.3
N of Valid	446	533	457	365	1801
N of Miss	103	45	51	24	223

Table 252: Have any of your brothers or sisters ever: smoked cigarettes?




Response	6	8	10	12	Total	
No	88.3	75.7	67.0	67.8	75.0	
Yes	7.7	20.2	27.5	28.7	20.7	
I don't have any brothers or sisters	4.1	4.1	5.5	3.6	4.3	
N of Valid	443	534	455	363	1795	
N of Miss	106	44	53	26	229	

Table 253: Have any of your brothers or sisters ever: taken a handgun to school?




Response	6	8	10	12	Total	
No	94.8	94.8	93.0	95.3	94.4	
Yes	1.1	1.1	1.5	1.4	1.3	
I don't have any brothers or sisters	4.1	4.1	5.5	3.3	4.3	
N of Valid	443	534	457	363	1797	
N of Miss	106	44	51	26	227	

Table 254: Have any of your brothers or sisters ever: been suspended or expelled from school?




Response	6	8	10	12	Total	
No	79.0	75.9	71.4	78.6	76.1	
Yes	16.9	19.9	23.1	17.9	19.6	
I don't have any brothers or sisters	4.1	4.2	5.5	3.6	4.4	
N of Valid	443	528	458	364	1793	
N of Miss	106	50	50	25	231	

Table 255: Have any of your brothers or sisters ever: used e-cigarettes, e-cigars or e-hookahs (vaping)?




Response	6	8	10	12	Total	
No	89.8	78.6	69.7	69.9	77.3	
Yes	6.1	17.3	24.8	26.3	18.3	
I don't have any brothers or sisters	4.1	4.1	5.5	3.8	4.4	
N of Valid	442	532	456	365	1795	
N of Miss	107	46	52	24	229	

Table 256: Have any of your brothers or sisters ever: used prescription drugs not prescribed to him/her?




Response	6	8	10	12	Total	
No	93.0	89.0	81.9	84.9	87.3	
Yes	2.9	7.1	12.7	11.2	8.3	
I don't have any brothers or sisters	4.0	3.9	5.5	3.8	4.3	
N of Valid	445	534	458	365	1802	
N of Miss	104	44	50	24	222	

Table 257: Have you changed homes in the past year (the last 12 months)?



Response	6	8	10	12	Total	
No	76.0	77.5	77.8	80.1	77.7	
Yes	24.0	22.5	22.2	19.9	22.3	
N of Valid	438	537	459	362	1796	
N of Miss	111	41	49	27	228	

Table 258: How many times have you changed homes since kindergarten?






Response	6	8	10	12	Total	
Never	34.0	34.8	33.8	32.3	33.9	
1 or 2 times	34.0	35.8	31.7	29.0	32.9	
3 or 4 times	21.2	15.4	18.2	20.1	18.5	
5 or 6 times	7.2	4.7	6.9	12.3	7.4	
7 or more times	3.5	9.2	9.3	6.4	7.3	
N of Valid	429	531	461	359	1780	
N of Miss	120	47	47	30	244	

Table 259: Have you changed schools (including changing from elementary to middle and middle to high school) in the past year?



Response	6	8	10	12	Total	
No	47.3	47.4	40.9	83.1	53.0	
Yes	52.7	52.6	59.1	16.9	47.0	
N of Valid	421	530	457	361	1769	
N of Miss	128	48	51	28	255	

Table 260: How many times have you changed schools since kindergarten (including changing from elementary to middle and middle to high school)?

Response	6	8	10	12	Total	
Never	20.7	22.0	23.9	25.3	22.9	
1 or 2 times	52.9	34.1	14.8	16.0	29.9	
3 or 4 times	16.8	30.9	41.7	39.1	32.0	
5 or 6 times	7.2	5.5	11.1	12.4	8.7	
7 or more times	2.3	7.5	8.5	7.2	6.4	
N of Valid	429	531	460	363	1783	
N of Miss	120	47	48	26	241	

Table 261: Has anyone in your family ever had severe alcohol or drug problems?

Response	6	8	10	12	Total	
No	74.9	67.9	60.4	61.9	66.5	
Yes	25.1	32.1	39.6	38.1	33.5	
N of Valid	427	527	460	360	1774	
N of Miss	122	51	48	29	250	

Table 262: About how many adults (over 21) have you known personally who in the past year have: used marijuana, crack, cocaine, or other drugs?

Response	6	8	10	12	Total	
0	80.7	70.9	64.1	58.6	69.0	
1	8.9	12.3	11.4	13.3	11.5	
2	5.6	5.6	11.2	12.7	8.5	
3-4	2.8	6.5	7.1	7.5	6.0	
5	2.1	4.7	6.0	8.0	5.1	
N of Valid	429	536	463	362	1790	
N of Miss	120	42	45	27	234	

Table 263: About how many adults (over 21) have you known personally who in the past year have: sold or dealt drugs?






Response	6	8	10	12	Total	
0	88.1	80.6	78.4	74.9	80.7	
1	5.9	7.8	9.1	11.0	8.3	
2	3.3	5.8	6.2	6.3	5.4	
3-4	1.4	3.4	2.6	3.0	2.6	
5	1.2	2.4	3.7	4.7	2.9	
N of Valid	421	537	464	363	1785	
N of Miss	128	41	44	26	239	

Table 264: About how many adults (over 21) have you known personally who in the past year have: done other things that could get them in trouble with the police, like stealing, selling stolen goods, mugging or assaulting others, etc.?






Response	6	8	10	12	Total	
0	85.1	76.3	75.7	72.1	77.4	
1	7.5	12.2	8.2	11.3	9.9	
2	3.7	4.3	6.9	7.7	5.5	
3-4	2.8	3.4	4.3	3.0	3.4	
5	0.9	3.8	4.8	5.8	3.8	
N of Valid	429	532	461	362	1784	
N of Miss	120	46	47	27	240	

Table 265: About how many adults (over 21) have you known personally who in the past year have: gotten drunk or high?










Response	6	8	10	12	Total	
0	64.9	55.5	44.9	38.5	51.6	
1	17.4	14.6	14.5	13.9	15.1	
2	9.1	9.4	12.6	16.3	11.5	
3-4	3.7	8.3	9.3	12.2	8.2	
5	4.9	12.2	18.7	19.1	13.5	
N of Valid	430	533	461	361	1785	
N of Miss	119	45	47	28	239	

Table 266: How honest were you in filling out this survey?

Response	6	8	10	12	Total	
I was very honest	86.8	81.7	76.5	85.4	82.3	
I was honest pretty much of the time	11.6	16.0	17.5	10.7	14.3	
I was honest some of the time	1.6	1.9	4.4	2.5	2.6	
I was honest once in a while	0.0	0.4	1.5	1.4	0.8	
I was not honest at all	0.0	0.0	0.0	0.0	0.0	
N of Valid	432	531	473	355	1791	
N of Miss	117	47	35	34	233	