

2010 APNA



Arkansas Prevention Needs Assessment Student Survey

Prairie County Tables

Arkansas Department of Human Services
Division of Behavioral Sciences
Office of Alcohol and Drug Abuse Prevention

Conducted by International Survey Associates dba Pride Surveys

Contents

1	INTRODUCTION	11
2	PERCENTAGE TABLES	16

List of Tables

1	Sex	17
2	Age	17
3	Are you Hispanic or Latino?	17
4	What is your race? Black or African American	18
5	What is your race? Asian	18
6	What is your race? American Indian	18
7	What is your race? Alaska Native	18
8	What is your race? White	19
9	What is your race? Native Hawaiian or Other Pacific Islander	19
10	What is your race? Other	19
11	What is the highest level of schooling completed by your mother or father?	20
12	Think of where you live most of the time. Which of the following people live there with you? Mother	20
13	Think of where you live most of the time. Which of the following people live there with you? Stepmother	20
14	Think of where you live most of the time. Which of the following people live there with you? Foster Mother	21
15	Think of where you live most of the time. Which of the following people live there with you? Grandmother	21
16	Think of where you live most of the time. Which of the following people live there with you? Aunt	21
17	Think of where you live most of the time. Which of the following people live there with you? Father	21
18	Think of where you live most of the time. Which of the following people live there with you? Stepfather	22
19	Think of where you live most of the time. Which of the following people live there with you? Foster Father	22
20	Think of where you live most of the time. Which of the following people live there with you? Grandfather	22
21	Think of where you live most of the time. Which of the following people live there with you? Uncle	22
22	Think of where you live most of the time. Which of the following people live there with you? Other Adults	23
23	Think of where you live most of the time. Which of the following people live there with you? Brother(s)	23
24	Think of where you live most of the time. Which of the following people live there with you? Stepbrother(s)	23
25	Think of where you live most of the time. Which of the following people live there with you? Sister(s)	23
26	Think of where you live most of the time. Which of the following people live there with you? Stepsister(s)	24

27	Think of where you live most of the time. Which of the following people live there with you? Other Children	24
28	In my school, students have lots of chances to help decide things like class activities and rules.	24
29	Teachers ask me to work on special classroom projects.	24
30	My teacher(s) notices when I am doing a good job and lets me know about it.	25
31	There are lots of chances for students in my school to get involved in sports, clubs, and other school activities outside of class.	25
32	There are lots of chances for students in my school to talk with a teacher one-on-one.	25
33	I feel safe at my school.	26
34	The school lets my parents know when I have done something well.	26
35	My teachers praise me when I work hard in school.	26
36	Are your school grades better than the grades of most students in your class?	27
37	I have lots of chances to be part of class discussions or activities.	27
38	Now thinking back over the past year in school, how often did you: enjoy being in school?	27
39	Now thinking back over the past year in school, how often did you: hate being in school?	28
40	Now thinking back over the past year in school, how often did you: try to do your best work in school?	28
41	How often do you feel that the school work you are assigned is meaningful and important?	28
42	Putting them all together, what were your grades like last year?	29
43	How important do you think the things you are learning in school are going to be for your later life?	29
44	How interesting are most of your courses to you?	29
45	During the LAST FOUR WEEKS how many whole days of school have you missed because you skipped or 'cut'?	30
46	What are the chances you would be seen as cool if you: smoked cigarettes?	30
47	What are the chances you would be seen as cool if you: worked hard at school?	30
48	What are the chances you would be seen as cool if you: began drinking alcoholic beverages regularly, that is, at least once or twice a month?	31
49	What are the chances you would be seen as cool if you: defended someone who was being verbally abused at school?	31
50	What are the chances you would be seen as cool if you: smoked marijuana?	31
51	What are the chances you would be seen as cool if you: carried a handgun?	32

52	What are the chances you would be seen as cool if you: regularly volunteered to do community service?	32
53	Think of your four best friends (the friends you feel closest to). In the past year (12 months), how many of your best friends have: participated in clubs, organizations or activities at school?	32
54	Think of your four best friends (the friends you feel closest to). In the past year (12 months), how many of your best friends have: smoked cigarettes?	33
55	Think of your four best friends (the friends you feel closest to). In the past year (12 months), how many of your best friends have: tried beer, wine or hard liquor (for example, vodka, whiskey, or gin) when their parents didn't know about it?	33
56	Think of your four best friends (the friends you feel closest to). In the past year (12 months), how many of your best friends have: made a commitment to stay drug-free?	33
57	Think of your four best friends (the friends you feel closest to). In the past year (12 months), how many of your best friends have: used marijuana?	34
58	Think of your four best friends (the friends you feel closest to). In the past year (12 months), how many of your best friends have: tried to do well in school?	34
59	Think of your four best friends (the friends you feel closest to). In the past year (12 months), how many of your best friends have: used LSD, cocaine, amphetamines, or other illegal drugs?	34
60	Think of your four best friends (the friends you feel closest to). In the past year (12 months), how many of your best friends have: been suspended from school?	35
61	Think of your four best friends (the friends you feel closest to). In the past year (12 months), how many of your best friends have: liked school?	35
62	Think of your four best friends (the friends you feel closest to). In the past year (12 months), how many of your best friends have: carried a handgun?	35
63	Think of your four best friends (the friends you feel closest to). In the past year (12 months), how many of your best friends have: sold illegal drugs?	36
64	Think of your four best friends (the friends you feel closest to). In the past year (12 months), how many of your best friends have: regularly attended religious services?	36
65	Think of your four best friends (the friends you feel closest to). In the past year (12 months), how many of your best friends have: stolen or tried to steal a motor vehicle such as a car or motorcycle?	36
66	Think of your four best friends (the friends you feel closest to). In the past year (12 months), how many of your best friends have: been arrested?	37

67	Think of your four best friends (the friends you feel closest to). In the past year (12 months), how many of your best friends have: dropped out of school?	37
68	Think of your four best friends (the friends you feel closest to). In the past year (12 months), how many of your best friends have: been members of a gang?	37
69	How old were you when you first: smoked marijuana?	38
70	How old were you when you first: smoked a cigarette, even just a puff?	38
71	How old were you when you first: had more than a sip or two of beer, wine or hard liquor (for example, vodka, whiskey, or gin)? . . .	39
72	How old were you when you first: began drinking alcoholic beverages regularly, that is, at least once or twice a month?	39
73	How old were you when you first: used phenoxydine (pox, px, breeze)?	40
74	How old were you when you first: got suspended from school? . . .	40
75	How old were you when you first: got arrested?	41
76	How old were you when you first: carried a handgun?	41
77	How old were you when you first: attacked someone with the idea of seriously hurting them?	42
78	How old were you when you first: belonged to a gang?	42
79	How wrong do you think it is for someone your age to: take a handgun to school?	43
80	How wrong do you think it is for someone your age to: steal anything worth more than \$5?	43
81	How wrong do you think it is for someone your age to: pick a fight with someone?	43
82	How wrong do you think it is for someone your age to: attack someone with the idea of seriously hurting them?	44
83	How wrong do you think it is for someone your age to: stay away from school all day when their parents think they are at school? . .	44
84	How wrong do you think it is for someone your age to: drink beer, wine or hard liquor (for example, vodka, whiskey, or gin) regularly? .	44
85	How wrong do you think it is for someone your age to: smoke cigarettes?	45
86	How wrong do you think it is for someone your age to: smoke marijuana?	45
87	How wrong do you think it is for someone your age to: use LSD, cocaine, amphetamines or another illegal drug?	45
88	At school during the past 12 months, did you receive help from the resource teacher, speech therapist or other special education teacher?	46
89	How many times in the past year (12 months) have you: been suspended from school?	46
90	How many times in the past year (12 months) have you: carried a handgun?	46

91	How many times in the past year (12 months) have you: sold illegal drugs?	47
92	How many times in the past year (12 months) have you: stolen or tried to steal a motor vehicle such as a car or motorcycle?	47
93	How many times in the past year (12 months) have you: participated in clubs, organizations or activities at school?	48
94	How many times in the past year (12 months) have you: been arrested?	48
95	How many times in the past year (12 months) have you: done extra work on your own for school?	49
96	How many times in the past year (12 months) have you: attacked someone with the idea of seriously hurting them?	49
97	How many times in the past year (12 months) have you: been drunk or high at school?	50
98	How many times in the past year (12 months) have you: volunteered to do community service?	50
99	How many times in the past year (12 months) have you: taken a handgun to school?	51
100	Are you currently on probation, or assigned a probation officer with Juvenile Court?	51
101	Have you ever belonged to a gang?	51
102	If you have ever belonged to a gang, did that gang have a name? . .	52
103	How many times have you done the following things? done what feels good no matter what.	52
104	How many times have you done the following things? done something dangerous because someone dared you to do it.	52
105	How many times have you done the following things? done crazy things even if they are a little dangerous.	53
106	You're looking at CD's in a music store with a friend. You look up and see her slip a CD under her coat. She smiles and says 'Which one do you want? Go ahead, take it while nobody's around.' There is nobody in sight, no employees and no other customers. What would you do now?	53
107	You are visiting another part of town, and you don't know any of the people your age there. You are walking down the street, and some teenager you don't know is walking toward you. He is about your size, and as he is about to pass you, he deliberately bumps into you and you almost lose your balance. What would you say or do? .	53
108	You are at a party at someone's house, and one of your friends offers you a drink containing alcohol. What would you say or do?	54
109	It's 8:00 on a weeknight and you are about to go over to a friend's home when your mother asks you where you are going. You say 'Oh, just going to go hang out with some friends.' She says, 'No, you'll just get into trouble if you go out. Stay home tonight.' What would you do now?	54
110	How often do you attend religious services or activities?	54

111	I do the opposite of what people tell me, just to get them mad. . .	55
112	I like to see how much I can get away with.	55
113	I ignore rules that get in my way.	55
114	I think sometimes it's okay to cheat at school.	56
115	It is important to think before you act.	56
116	Sometimes I think that life is not worth it.	56
117	At times I think I am no good at all.	57
118	All in all, I am inclined to think that I am a failure.	57
119	In the past year, have you felt depressed or sad MOST days, even if you felt okay sometimes?	57
120	It is all right to beat up people if they start the fight.	58
121	I think it is okay to take something without asking if you can get away with it.	58
122	Sometimes we don't know what we will do as adults, but we may have an idea. Please answer how true these statements may be for you. WHEN I AM AN ADULT I WILL: smoke cigarettes.	58
123	Sometimes we don't know what we will do as adults, but we may have an idea. Please answer how true these statements may be for you. WHEN I AM AN ADULT I WILL: drink beer, wine, or liquor.	59
124	Sometimes we don't know what we will do as adults, but we may have an idea. Please answer how true these statements may be for you. WHEN I AM AN ADULT I WILL: smoke marijuana.	59
125	Sometimes we don't know what we will do as adults, but we may have an idea. Please answer how true these statements may be for you. WHEN I AM AN ADULT I WILL: use LSD, cocaine, amphetamines or another illegal drug.	59
126	How much do you think people risk harming themselves (physically or in other ways) if they: smoked one or more packs of cigarettes per day?	60
127	How much do you think people risk harming themselves (physically or in other ways) if they: try marijuana once or twice?	60
128	How much do you think people risk harming themselves (physically or in other ways) if they: smoke marijuana regularly?	60
129	How much do you think people risk harming themselves (physically or in other ways) if they: take one or two drinks of an alcoholic beverage (beer, wine, liquor) nearly every day?	61
130	How much do you think people risk harming themselves (physically or in other ways) if they: have five or more drinks once or twice each weekend?	61
131	Have you ever used smokeless tobacco (chew, snuff, plug, dipping tobacco, or chewing tobacco)?	61
132	How often have you taken smokeless tobacco during the past 30 days?	62
133	Have you ever smoked cigarettes?	62
134	How frequently have you smoked cigarettes during the past 30 days?	62

135	Which statement best describes rules about smoking inside your home?	63
136	Which statement best describes rules about smoking in your family cars?	63
137	During this school year, were you taught in any of your classes about the dangers of tobacco use?	64
138	During the past 12 months, have you participated in any community activities to discourage people your age from using cigarettes, chewing tobacco, snuff, dip or cigars?	64
139	On how many occasions have you had alcoholic beverages (beer, wine or hard liquor) to drink in your lifetime - more than just a few sips?	64
140	On how many occasions have you had beer, wine or hard liquor to drink during the past 30 days?	65
141	On how many occasions have you used marijuana (grass, pot) or hashish (hash, hash oil) in your lifetime?	65
142	On how many occasions have you used marijuana (grass, pot) or hashish (hash, hash oil) during the past 30 days?	65
143	On how many occasions have you used LSD or other psychedelics in your lifetime?	66
144	On how many occasions have you used LSD or other psychedelics during the past 30 days?	66
145	On how many occasions have you used cocaine or crack in your lifetime?	66
146	On how many occasions have you used cocaine or crack during the past 30 days?	67
147	On how many occasions have you sniffed glue, breathed the contents of an aerosol spray can, or inhaled other gases or sprays, in order to get high in your lifetime?	67
148	On how many occasions have you sniffed glue, breathed the contents of an aerosol spray can, or inhaled other gases or sprays, in order to get high during the past 30 days?	68
149	On how many occasions have you used phenoxydine (pox, px, breeze) in your lifetime?	68
150	On how many occasions have you used phenoxydine (pox, px, breeze) during the past 30 days?	69
151	On how many occasions have you used sedatives (tranquilizers, such as Valium or Xanax, barbiturates, or sleeping pills) without a doctor telling you to take them, in your lifetime?	69
152	On how many occasions have you used sedatives (tranquilizers, such as Valium or Xanax, barbiturates, or sleeping pills) without a doctor telling you to take them, during the past 30 days?	70
153	On how many occasions have you used methamphetamines (meth, speed, crank, crystal meth) in your lifetime?	70

154	On how many occasions have you used methamphetamines (meth, speed, crank, crystal meth) in the past 30 days?	71
155	On how many occasions have you used stimulants, other than Methamphetamines (such as amphetamines, Ritalin or Dexedrine) without a doctor telling you to take them, in your lifetime?	71
156	On how many occasions have you used stimulants, other than Methamphetamines (such as amphetamines, Ritalin or Dexedrine) without a doctor telling you to take them, during the past 30 days?	72
157	On how many occasions have you used heroin or other opiates in your lifetime?	72
158	On how many occasions have you used heroin or other opiates during the past 30 days?	73
159	On how many occasions have you used MDMA ('X', 'E', or ecstasy) in your lifetime?	73
160	On how many occasions have you used MDMA ('X', 'E', or ecstasy) during the past 30 days?	73
161	On how many occasions have you taken prescription drugs (such as Valium, Xanax, Ritalin, Adderall, OxyContin, Darvocet, or sleeping pills) on your own-that is, without a doctor telling you to take them in your lifetime?	74
162	On how many occasions have you taken prescription drugs (such as Valium, Xanax, Ritalin, Adderall, OxyContin, Darvocet, or sleeping pills) on your own-that is, without a doctor telling you to take them during the past 30 days?	74
163	On how many occasions have you taken non-prescription medicines such as diet pills (for example, Dietac, Dexatrim or Prolamine), stay-awake pills (for example No-Doz, Vivarin, or Wake), or cough or cold medicines (robos, DXM, etc.) to get high in your lifetime?	75
164	On how many occasions have you taken non-prescription medicines such as diet pills (for example, Dietac, Dexatrim or Prolamine), stay-awake pills (for example No-Doz, Vivarin, or Wake), or cough or cold medicines (robos, DXM, etc.) to get high during the past 30 days?	75
165	On how many occasions have you been drunk or very high from drinking alcoholic beverages during the past 30 days?	76
166	On how many occasions have you drunk flavored alcoholic beverages, sometimes called 'alcopops' (like Mike's Hard Lemonade, Smirnoff Ice, Bacardi Breezers, etc.) in your lifetime?	76
167	On how many occasions have you drunk flavored alcoholic beverages, sometimes called 'alcopops' (like Mike's Hard Lemonade, Smirnoff Ice, Bacardi Breezers, etc.) during the past 30 days?	77
168	Think back over the last two weeks. How many times have you had five or more alcoholic drinks in a row?	77
169	During the past 30 days, how many times did you ride in a car or other vehicle driven by someone who had been drinking alcohol?	77

170	During the past 30 days, how many times did you drive a car or other vehicle when you had been drinking alcohol?	78
171	If you drank alcohol (not just a sip or taste) in the past year, how did you usually get it?	78
172	If you drank alcohol (not just a sip or taste) in the past year, where did you usually drink it?	79
173	During the last month, about how many marijuana cigarettes, or the equivalent, did you smoke a day, on the average?	79
174	How wrong would most adults (over 21) in your neighborhood think it is for kids your age: to use marijuana?	80
175	How wrong would most adults (over 21) in your neighborhood think it is for kids your age: to drink alcohol?	80
176	How wrong would most adults (over 21) in your neighborhood think it is for kids your age: to smoke cigarettes?	80
177	How much do each of the following statements describe your neighborhood? crime and/or drug selling	81
178	How much do each of the following statements describe your neighborhood? fights	81
179	How much do each of the following statements describe your neighborhood? lots of empty or abandoned buildings	81
180	How much do each of the following statements describe your neighborhood? lots of graffiti	82
181	If I had to move, I would miss the neighborhood I now live in.	82
182	My neighbors notice when I am doing a good job and let me know about it.	82
183	I like my neighborhood.	83
184	There are lots of adults in my neighborhood I could talk to about something important.	83
185	I'd like to get out of my neighborhood.	83
186	There are people in my neighborhood who are proud of me when I do something well.	84
187	There are people in my neighborhood who encourage me to do my best.	84
188	I feel safe in my neighborhood.	84
189	Which of the following activities for people your age are available in your community? sports teams?	85
190	Which of the following activities for people your age are available in your community? scouting?	85
191	Which of the following activities for people your age are available in your community? boys and girls clubs?	85
192	Which of the following activities for people your age are available in your community? 4-H clubs?	85
193	Which of the following activities for people your age are available in your community? service clubs?	86

194	If a kid smoked marijuana in your neighborhood would he or she be caught by the police?	86
195	If a kid drank some beer, wine or hard liquor (for example, vodka, whiskey, or gin) in your neighborhood would he or she be caught by the police?	86
196	If a kid carried a handgun in your neighborhood would he or she be caught by the police?	87
197	If you wanted to get some cigarettes, how easy would it be for you to get some?	87
198	If you wanted to get some beer, wine or hard liquor (for example, vodka, whiskey, or gin), how easy would it be for you to get some?	87
199	If you wanted to get a drug like cocaine, LSD, or amphetamines, how easy would it be for you to get some?	88
200	If you wanted to get a handgun, how easy would it be for you to get one?	88
201	If you wanted to get some marijuana, how easy would it be for you to get some?	88
202	During the past 12 months, have you participated in any alcohol prevention programs or seen any alcohol prevention messages in your school or community? Yes, a school-based program focused on preventing underage drinking and/or drinking and driving.	89
203	During the past 12 months, have you participated in any alcohol prevention programs or seen any alcohol prevention messages in your school or community? Yes, a community-based program focused on preventing underage drinking and/or drinking and driving (for example, through your church or temple or through youth groups like Boys and Girls Club or 4-H).	89
204	During the past 12 months, have you participated in any alcohol prevention programs or seen any alcohol prevention messages in your school or community? Yes, a media campaign addressing underage drinking and/or drinking and driving (for example, newspaper ads, posters, pamphlets, radio, TV).	89
205	During the past 12 months, have you participated in any alcohol prevention programs or seen any alcohol prevention messages in your school or community? No	89
206	How wrong do your parents feel it would be for YOU to: drink beer, wine or hard liquor (for example, vodka, whiskey or gin) regularly?	90
207	How wrong do your parents feel it would be for YOU to: smoke cigarettes?	90
208	How wrong do your parents feel it would be for YOU to: smoke marijuana?	90
209	How wrong do your parents feel it would be for YOU to: steal something worth more than \$5?	91

210	How wrong do your parents feel it would be for YOU to: draw graffiti, write things, or draw pictures on buildings or other property (without the owner's permission)?	91
211	How wrong do your parents feel it would be for YOU to: pick a fight with someone?	91
212	During the past 12 months, have you talked with at least one of your parents about the dangers of underage drinking and/or drinking and driving? By parents, we mean either your biological parents, adoptive parents, stepparents, or adult guardians - whether or not they live with you.	92
213	Have any of your brothers or sisters ever: drunk beer, wine or hard liquor (for example, vodka, whiskey or gin)?	92
214	Have any of your brothers or sisters ever: smoked marijuana?	92
215	Have any of your brothers or sisters ever: smoked cigarettes?	92
216	Have any of your brothers or sisters ever: taken a handgun to school?	93
217	Have any of your brothers or sisters ever: been suspended or expelled from school?	93
218	The rules in my family are clear.	93
219	People in my family often insult or yell at each other.	94
220	When I am not at home, one of my parents knows where I am and who I am with.	94
221	We argue about the same things in my family over and over.	94
222	If you drank some beer or wine or liquor (for example, vodka, whiskey, or gin) without your parents' permission, would you be caught by your parents?	95
223	My family has clear rules about alcohol and drug use.	95
224	If you carried a handgun without your parents' permission, would you be caught by your parents?	95
225	If you skipped school would you be caught by your parents?	96
226	Do you feel very close to your mother?	96
227	Do you share your thoughts and feelings with your mother?	96
228	My parents ask me what I think before most family decisions affecting me are made.	97
229	Do you share your thoughts and feelings with your father?	97
230	Do you enjoy spending time with your mother?	97
231	Do you enjoy spending time with your father?	98
232	If I had a personal problem, I could ask my mom or dad for help.	98
233	Do you feel very close to your father?	98
234	My parents give me lots of chances to do fun things with them.	99
235	My parents ask if I've gotten my homework done.	99
236	People in my family have serious arguments.	99
237	Would your parents know if you did not come home on time?	100
238	It is important to be honest with your parents, even if they become upset or you get punished.	100

239	My parents notice when I am doing a good job and let me know about it.	100
240	How often do your parents tell you they're proud of you for something you've done?	101
241	How many brothers and sisters, including stepbrothers and sisters, do you have that are younger than you?	101
242	How many brothers and sisters, including stepbrothers and sisters, do you have that are older than you?	101
243	Have you changed homes in the past year (the last 12 months)?	102
244	How many times have you changed homes since kindergarten?	102
245	Have you changed schools (including changing from elementary to middle and middle to high school) in the past year?	102
246	How many times have you changed schools since kindergarten (including changing from elementary to middle and middle to high school)?	103
247	Has anyone in your family ever had severe alcohol or drug problems?	103
248	About how many adults (over 21) have you known personally who in the past year have: used marijuana, crack, cocaine, or other drugs?	103
249	About how many adults (over 21) have you known personally who in the past year have: sold or dealt drugs?	104
250	About how many adults (over 21) have you known personally who in the past year have: done other things that could get them in trouble with the police, like stealing, selling stolen goods, mugging or assaulting others, etc.?	104
251	About how many adults (over 21) have you known personally who in the past year have: gotten drunk or high?	104
252	Have you seen or heard information about underage drinking in the past 12 months from the following sources? Radio	105
253	Have you seen or heard information about underage drinking in the past 12 months from the following sources? TV.	105
254	Have you seen or heard information about underage drinking in the past 12 months from the following sources? Print. This includes information on underage drinking you may have seen in the newspaper, on a billboard, in pamphlets, on stickers, etc.	105
255	Have you seen or heard information about underage drinking in the past 12 months from the following sources? Website or social media? (Facebook, Myspace, website, etc.)	105
256	The next questions ask about your opinions of the information you saw or heard. If you have seen or heard more than one ad, please think about your favorite ad when answering these questions. The information about underage drinking that I saw or heard was convincing.	106

257	The next questions ask about your opinions of the information you saw or heard. If you have seen or heard more than one ad, please think about your favorite ad when answering these questions. The information about underage drinking that I saw or heard grabbed my attention.	106
258	The next questions ask about your opinions of the information you saw or heard. If you have seen or heard more than one ad, please think about your favorite ad when answering these questions. The information about underage drinking that I saw or heard said something important to me.	106
259	The next questions ask about your opinions of the information you saw or heard. If you have seen or heard more than one ad, please think about your favorite ad when answering these questions. Seeing or hearing this information about underage drinking made me want to stop or decrease my drinking.	107
260	How honest were you in filling out this survey?	107

List of Figures

1	Grade Chart	12
2	Gender Chart	13
3	Age Chart	14
4	Ethnic Origin Chart	15

1 INTRODUCTION

This report was generated from data collected on the *2010 Arkansas Prevention Needs Assessment Student Survey*. This report contains basic frequency tables of all data collected and graphs on the selected demographic variables of grade, gender, age and ethnic origin. The graph on ethnic origin is represented as a bar chart rather than as a pie chart. This is because students were allowed to mark more than one response for ethnic origin as opposed to being allowed to mark only one response. The bars represent the percent of students who marked each of the ethnic categories.

Questions regarding the information found in this report can be directed to:

Pride Surveys

160 Vanderbilt Court
Bowling Green, KY 42103
1-800-279-6361
www.pridesurveys.com

Grade Chart

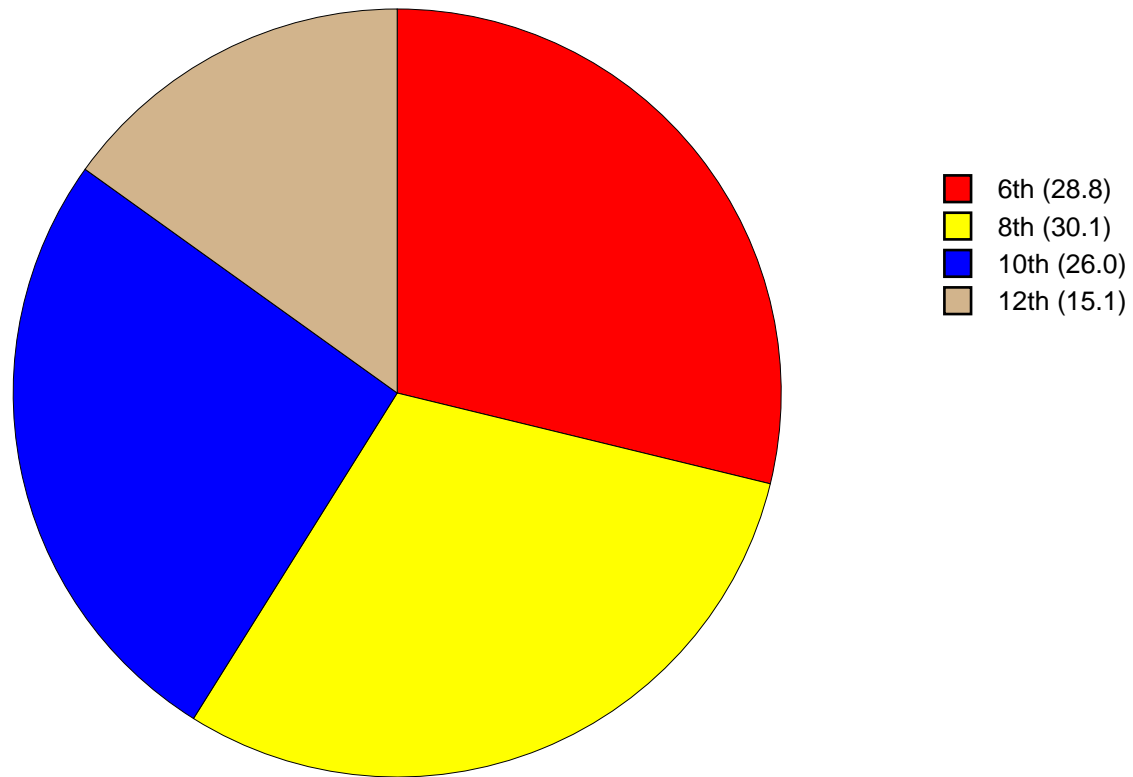


Figure 1: Grade Chart

Gender Chart

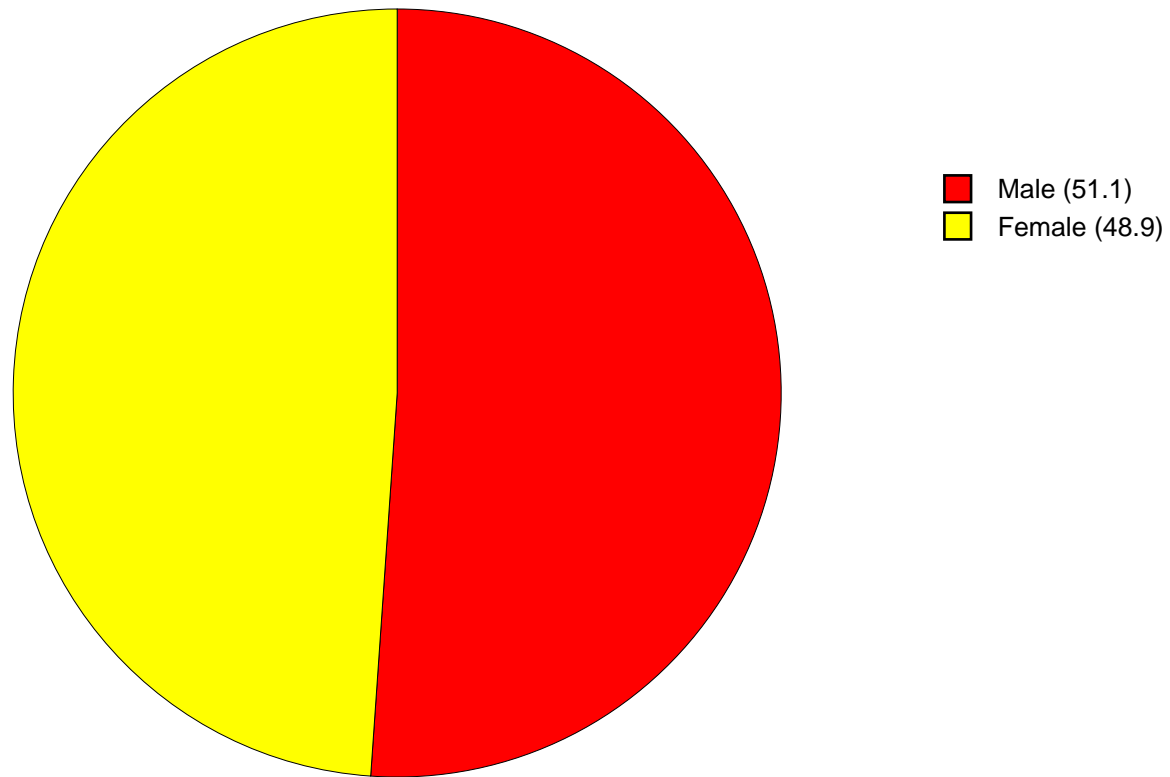


Figure 2: Gender Chart

Age Chart

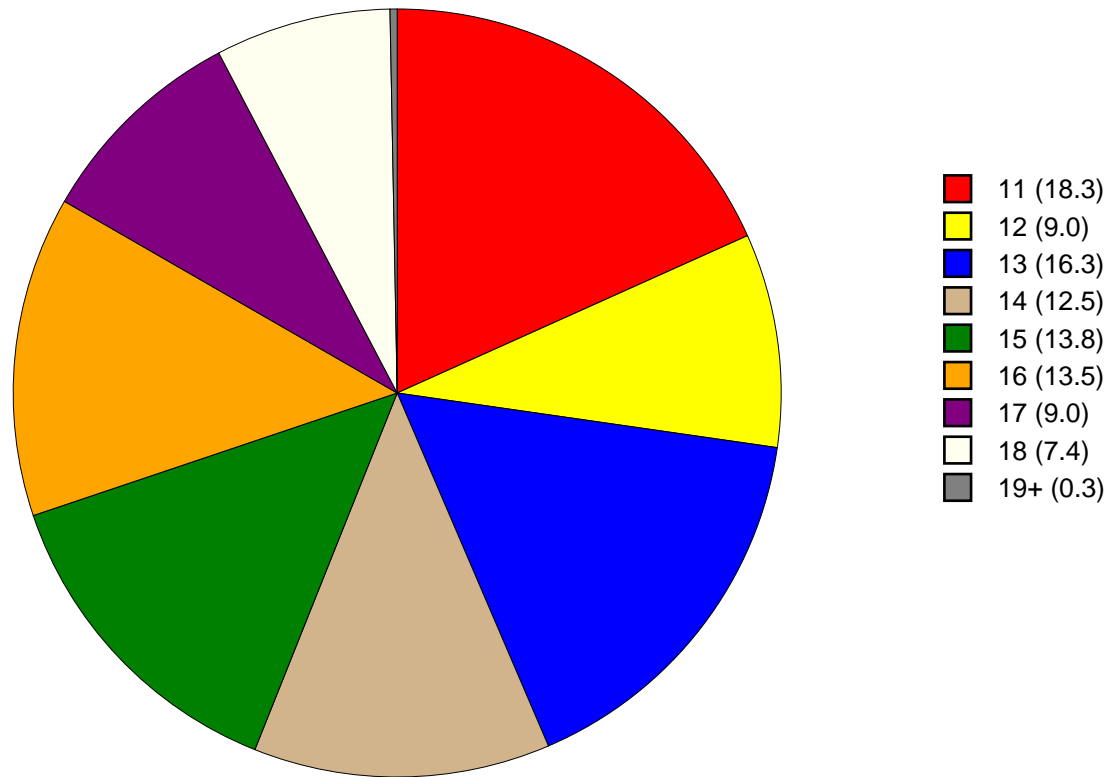


Figure 3: Age Chart

Ethnic Origin Chart

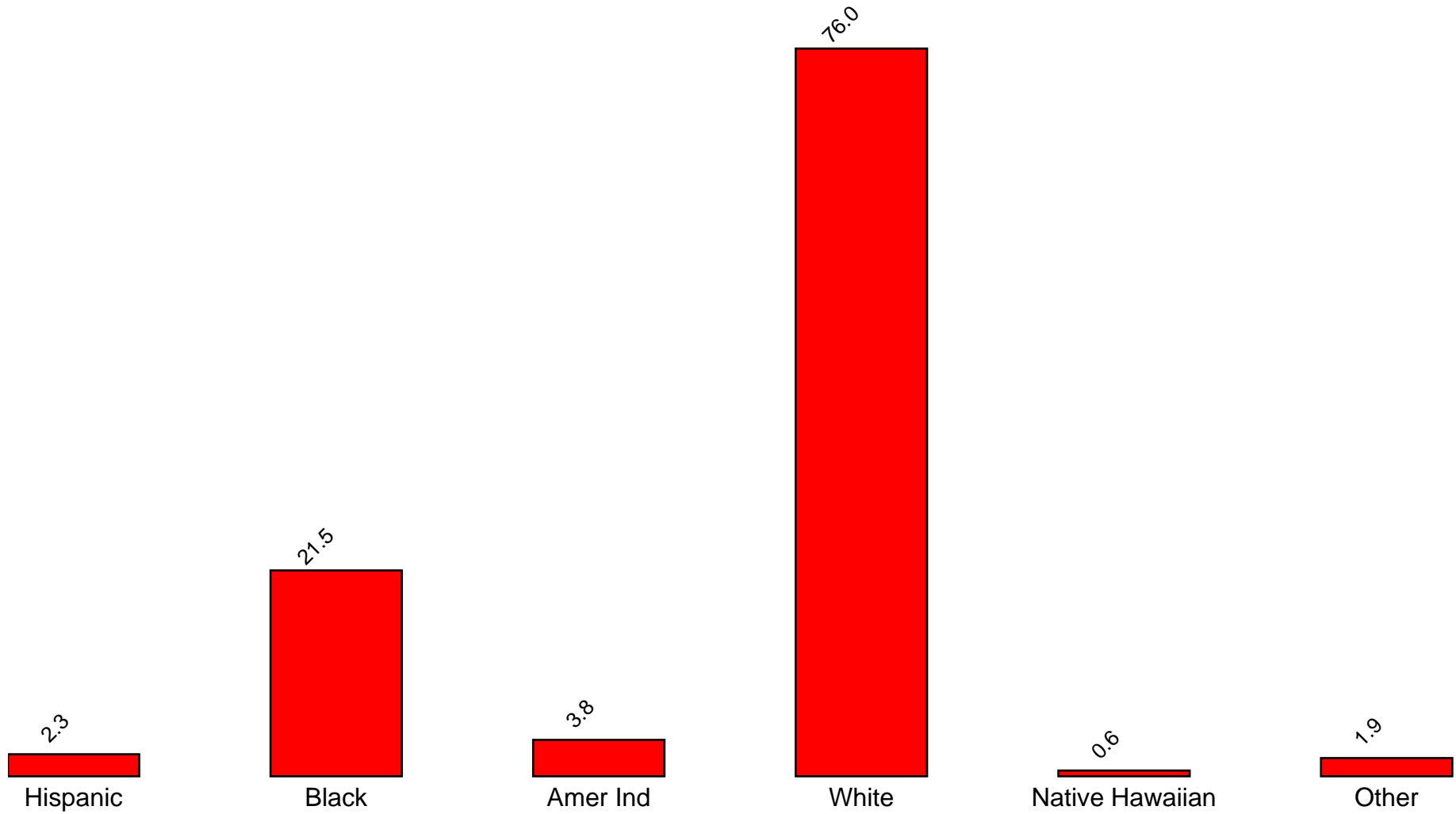


Figure 4: Ethnic Origin Chart

2 PERCENTAGE TABLES

The following tables contain frequency distribution detailing how your students responded to each question on the survey. The tables appear in the same order as the questions on the survey. The tables include breakdowns by grade level as well as overall percentages. The *N of Valid* row is a frequency count of the number of valid responses to each question for each grade and overall. The *N of Miss* row is a frequency count of the number of invalid(marked more than one response) or missing (i.e. did not respond) responses to each question for each grade and overall.

For the questions that allowed more than one response (i.e. race, live with, etc.) each response becomes a separate table. If a student did not mark the response, that was counted as a NO response, and if they did mark the response, that was counted as a YES response. Since a non response is a valid response for these questions, the *N of Miss* will always be zero for these questions.

Table 1: Sex

Response	6	8	10	12	Total	
Male	54.4	50.0	48.8	51.1	51.1	
Female	45.6	50.0	51.2	48.9	48.9	
N of Valid	90	94	80	47	311	
N of Miss	0	0	1	0	1	

Table 2: Age

Response	6	8	10	12	Total	
10 or younger	0.0	0.0	0.0	0.0	0.0	
11	63.3	0.0	0.0	0.0	18.3	
12	31.1	0.0	0.0	0.0	9.0	
13	5.6	48.9	0.0	0.0	16.3	
14	0.0	41.5	0.0	0.0	12.5	
15	0.0	5.3	46.9	0.0	13.8	
16	0.0	4.3	46.9	0.0	13.5	
17	0.0	0.0	6.2	48.9	9.0	
18	0.0	0.0	0.0	48.9	7.4	
19 or older	0.0	0.0	0.0	2.1	0.3	
N of Valid	90	94	81	47	312	
N of Miss	0	0	0	0	0	

Table 3: Are you Hispanic or Latino?

Response	6	8	10	12	Total	
No	98.9	96.6	97.4	97.8	97.7	
Yes	1.1	3.4	2.6	2.2	2.3	
N of Valid	88	87	77	46	298	
N of Miss	2	7	4	1	14	

Table 4: What is your race? Black or African American



Response	6	8	10	12	Total	
No	82.2	77.7	74.1	80.9	78.5	
Yes	17.8	22.3	25.9	19.1	21.5	
N of Valid	90	94	81	47	312	
N of Miss	0	0	0	0	0	

Table 5: What is your race? Asian


Response	6	8	10	12	Total	
No	100.0	100.0	100.0	100.0	100.0	
Yes	0.0	0.0	0.0	0.0	0.0	
N of Valid	90	94	81	47	312	
N of Miss	0	0	0	0	0	

Table 6: What is your race? American Indian



Response	6	8	10	12	Total	
No	97.8	95.7	93.8	97.9	96.2	
Yes	2.2	4.3	6.2	2.1	3.8	
N of Valid	90	94	81	47	312	
N of Miss	0	0	0	0	0	

Table 7: What is your race? Alaska Native


Response	6	8	10	12	Total	
No	100.0	100.0	100.0	100.0	100.0	
Yes	0.0	0.0	0.0	0.0	0.0	
N of Valid	90	94	81	47	312	
N of Miss	0	0	0	0	0	

Table 8: What is your race? White



Response	6	8	10	12	Total	
No	22.2	26.6	23.5	23.4	24.0	
Yes	77.8	73.4	76.5	76.6	76.0	
N of Valid	90	94	81	47	312	
N of Miss	0	0	0	0	0	

Table 9: What is your race? Native Hawaiian or Other Pacific Islander



Response	6	8	10	12	Total	
No	98.9	98.9	100.0	100.0	99.4	
Yes	1.1	1.1	0.0	0.0	0.6	
N of Valid	90	94	81	47	312	
N of Miss	0	0	0	0	0	

Table 10: What is your race? Other



Response	6	8	10	12	Total	
No	98.9	96.8	98.8	97.9	98.1	
Yes	1.1	3.2	1.2	2.1	1.9	
N of Valid	90	94	81	47	312	
N of Miss	0	0	0	0	0	

Table 11: What is the highest level of schooling completed by your mother or father?









Response	6	8	10	12	Total	
Completed grade school or less	1.2	2.2	0.0	0.0	1.0	
Some high school	10.6	10.8	7.7	8.5	9.6	
Completed high school	21.2	32.3	32.1	46.8	31.4	
Some college	25.9	11.8	23.1	10.6	18.5	
Completed college	8.2	15.1	20.5	21.3	15.5	
Graduate or professional school after college	4.7	7.5	7.7	10.6	7.3	
Don't know	27.1	20.4	6.4	2.1	15.8	
Does not apply	1.2	0.0	2.6	0.0	1.0	
N of Valid	85	93	78	47	303	
N of Miss	5	1	3	0	9	

Table 12: Think of where you live most of the time. Which of the following people live there with you? Mother



Response	6	8	10	12	Total	
No	16.7	16.0	18.5	23.4	17.9	
Yes	83.3	84.0	81.5	76.6	82.1	
N of Valid	90	94	81	47	312	
N of Miss	0	0	0	0	0	

Table 13: Think of where you live most of the time. Which of the following people live there with you? Stepmother



Response	6	8	10	12	Total	
No	95.6	92.6	95.1	95.7	94.6	
Yes	4.4	7.4	4.9	4.3	5.4	
N of Valid	90	94	81	47	312	
N of Miss	0	0	0	0	0	

Table 14: Think of where you live most of the time. Which of the following people live there with you? Foster Mother


Response	6	8	10	12	Total	
No	100.0	100.0	100.0	100.0	100.0	
Yes	0.0	0.0	0.0	0.0	0.0	
N of Valid	90	94	81	47	312	
N of Miss	0	0	0	0	0	

Table 15: Think of where you live most of the time. Which of the following people live there with you? Grandmother



Response	6	8	10	12	Total	
No	80.0	92.6	86.4	91.5	87.2	
Yes	20.0	7.4	13.6	8.5	12.8	
N of Valid	90	94	81	47	312	
N of Miss	0	0	0	0	0	

Table 16: Think of where you live most of the time. Which of the following people live there with you? Aunt



Response	6	8	10	12	Total	
No	93.3	97.9	100.0	97.9	97.1	
Yes	6.7	2.1	0.0	2.1	2.9	
N of Valid	90	94	81	47	312	
N of Miss	0	0	0	0	0	

Table 17: Think of where you live most of the time. Which of the following people live there with you? Father



Response	6	8	10	12	Total	
No	45.6	35.1	40.7	42.6	40.7	
Yes	54.4	64.9	59.3	57.4	59.3	
N of Valid	90	94	81	47	312	
N of Miss	0	0	0	0	0	

Table 18: Think of where you live most of the time. Which of the following people live there with you? Stepfather



Response	6	8	10	12	Total	
No	85.6	91.5	88.9	95.7	89.7	
Yes	14.4	8.5	11.1	4.3	10.3	
N of Valid	90	94	81	47	312	
N of Miss	0	0	0	0	0	

Table 19: Think of where you live most of the time. Which of the following people live there with you? Foster Father


Response	6	8	10	12	Total	
No	100.0	100.0	100.0	100.0	100.0	
Yes	0.0	0.0	0.0	0.0	0.0	
N of Valid	90	94	81	47	312	
N of Miss	0	0	0	0	0	

Table 20: Think of where you live most of the time. Which of the following people live there with you? Grandfather



Response	6	8	10	12	Total	
No	88.9	93.6	92.6	95.7	92.3	
Yes	11.1	6.4	7.4	4.3	7.7	
N of Valid	90	94	81	47	312	
N of Miss	0	0	0	0	0	

Table 21: Think of where you live most of the time. Which of the following people live there with you? Uncle



Response	6	8	10	12	Total	
No	98.9	100.0	98.8	100.0	99.4	
Yes	1.1	0.0	1.2	0.0	0.6	
N of Valid	90	94	81	47	312	
N of Miss	0	0	0	0	0	

Table 22: Think of where you live most of the time. Which of the following people live there with you? Other Adults



Response	6	8	10	12	Total	
No	95.6	97.9	96.3	89.4	95.5	
Yes	4.4	2.1	3.7	10.6	4.5	
N of Valid	90	94	81	47	312	
N of Miss	0	0	0	0	0	

Table 23: Think of where you live most of the time. Which of the following people live there with you? Brother(s)



Response	6	8	10	12	Total	
No	57.8	54.3	64.2	76.6	61.2	
Yes	42.2	45.7	35.8	23.4	38.8	
N of Valid	90	94	81	47	312	
N of Miss	0	0	0	0	0	

Table 24: Think of where you live most of the time. Which of the following people live there with you? Stepbrother(s)



Response	6	8	10	12	Total	
No	95.6	95.7	97.5	97.9	96.5	
Yes	4.4	4.3	2.5	2.1	3.5	
N of Valid	90	94	81	47	312	
N of Miss	0	0	0	0	0	

Table 25: Think of where you live most of the time. Which of the following people live there with you? Sister(s)



Response	6	8	10	12	Total	
No	65.6	61.7	70.4	74.5	67.0	
Yes	34.4	38.3	29.6	25.5	33.0	
N of Valid	90	94	81	47	312	
N of Miss	0	0	0	0	0	

Table 26: Think of where you live most of the time. Which of the following people live there with you? Stepsister(s)

Response	6	8	10	12	Total	
No	95.6	95.7	98.8	95.7	96.5	
Yes	4.4	4.3	1.2	4.3	3.5	
N of Valid	90	94	81	47	312	
N of Miss	0	0	0	0	0	

Table 27: Think of where you live most of the time. Which of the following people live there with you? Other Children

Response	6	8	10	12	Total	
No	96.7	95.7	96.3	95.7	96.2	
Yes	3.3	4.3	3.7	4.3	3.8	
N of Valid	90	94	81	47	312	
N of Miss	0	0	0	0	0	

Table 28: In my school, students have lots of chances to help decide things like class activities and rules.

Response	6	8	10	12	Total	
NO!	27.7	16.1	33.3	12.8	23.4	
no	34.9	47.3	30.9	36.2	37.8	
yes	32.5	34.4	27.2	40.4	32.9	
YES!	4.8	2.2	8.6	10.6	5.9	
N of Valid	83	93	81	47	304	
N of Miss	7	1	0	0	8	

Table 29: Teachers ask me to work on special classroom projects.

Response	6	8	10	12	Total	
NO!	5.6	6.6	12.3	12.8	8.8	
no	14.6	34.1	38.3	27.7	28.6	
yes	42.7	42.9	45.7	53.2	45.1	
YES!	37.1	16.5	3.7	6.4	17.5	
N of Valid	89	91	81	47	308	
N of Miss	1	1	0	0	1	

Table 30: My teacher(s) notices when I am doing a good job and lets me know about it.

Response	6	8	10	12	Total	
NO!	2.2	6.6	8.6	6.4	5.8	
no	13.3	13.2	16.0	21.3	15.2	
yes	55.6	47.3	60.5	57.4	54.7	
YES!	28.9	33.0	14.8	14.9	24.3	
N of Valid	90	91	81	47	309	
N of Miss	0	3	0	0	3	

Table 31: There are lots of chances for students in my school to get involved in sports, clubs, and other school activities outside of class.

Response	6	8	10	12	Total	
NO!	2.3	6.5	3.7	0.0	3.6	
no	6.9	5.4	4.9	6.4	5.9	
yes	33.3	26.1	42.0	46.8	35.5	
YES!	57.5	62.0	49.4	46.8	55.0	
N of Valid	87	92	81	47	307	
N of Miss	3	2	0	0	5	

Table 32: There are lots of chances for students in my school to talk with a teacher one-on-one.

Response	6	8	10	12	Total	
NO!	7.9	3.2	9.9	0.0	5.8	
no	9.0	20.4	17.3	8.5	14.5	
yes	40.4	60.2	48.1	61.7	51.6	
YES!	42.7	16.1	24.7	29.8	28.1	
N of Valid	89	93	81	47	310	
N of Miss	1	1	0	0	2	

Table 33: I feel safe at my school.

Response	6	8	10	12	Total	
NO!	11.1	7.6	14.8	0.0	9.4	
no	8.9	12.0	12.3	6.4	10.3	
yes	32.2	50.0	49.4	63.8	46.8	
YES!	47.8	30.4	23.5	29.8	33.5	
N of Valid	90	92	81	47	310	
N of Miss	0	2	0	0	2	

Table 34: The school lets my parents know when I have done something well.

Response	6	8	10	12	Total	
NO!	18.4	14.1	33.3	17.0	20.8	
no	29.9	44.6	39.5	44.7	39.1	
yes	34.5	33.7	22.2	36.2	31.3	
YES!	17.2	7.6	4.9	2.1	8.8	
N of Valid	87	92	81	47	307	
N of Miss	3	2	0	0	5	

Table 35: My teachers praise me when I work hard in school.

Response	6	8	10	12	Total	
NO!	11.2	19.4	26.6	14.9	18.2	
no	27.0	35.5	34.2	36.2	32.8	
yes	36.0	37.6	35.4	42.6	37.3	
YES!	25.8	7.5	3.8	6.4	11.7	
N of Valid	89	93	79	47	308	
N of Miss	1	1	2	0	4	

Table 36: Are your school grades better than the grades of most students in your class?

Response	6	8	10	12	Total	
NO!	10.5	6.5	9.9	6.4	8.5	
no	31.4	33.3	24.7	17.0	28.0	
yes	38.4	50.5	46.9	59.6	47.6	
YES!	19.8	9.7	18.5	17.0	16.0	
N of Valid	86	93	81	47	307	
N of Miss	4	1	0	0	5	

Table 37: I have lots of chances to be part of class discussions or activities.

Response	6	8	10	12	Total	
NO!	7.9	4.3	7.4	4.3	6.1	
no	14.6	14.0	23.5	13.0	16.5	
yes	47.2	52.7	56.8	67.4	54.4	
YES!	30.3	29.0	12.3	15.2	23.0	
N of Valid	89	93	81	46	309	
N of Miss	1	1	0	1	3	

Table 38: Now thinking back over the past year in school, how often did you: enjoy being in school?

Response	6	8	10	12	Total	
Never	14.8	4.3	12.3	6.8	9.8	
Seldom	13.6	13.8	16.0	20.5	15.3	
Sometimes	36.4	39.4	44.4	38.6	39.7	
Often	13.6	36.2	21.0	27.3	24.4	
Almost always	21.6	6.4	6.2	6.8	10.7	
N of Valid	88	94	81	44	307	
N of Miss	2	0	0	3	5	

Table 39: Now thinking back over the past year in school, how often did you: hate being in school?






Response	6	8	10	12	Total	
Never	9.1	5.3	4.9	2.3	5.9	
Seldom	29.5	27.7	22.2	31.8	27.4	
Sometimes	26.1	40.4	29.6	31.8	32.2	
Often	17.0	14.9	22.2	25.0	18.9	
Almost always	18.2	11.7	21.0	9.1	15.6	
N of Valid	88	94	81	44	307	
N of Miss	2	0	0	3	5	

Table 40: Now thinking back over the past year in school, how often did you: try to do your best work in school?






Response	6	8	10	12	Total	
Never	0.0	0.0	0.0	2.3	0.3	
Seldom	0.0	0.0	2.5	0.0	0.7	
Sometimes	9.1	10.6	12.3	11.4	10.7	
Often	15.9	21.3	35.8	43.2	26.7	
Almost always	75.0	68.1	49.4	43.2	61.6	
N of Valid	88	94	81	44	307	
N of Miss	2	0	0	3	5	

Table 41: How often do you feel that the school work you are assigned is meaningful and important?






Response	6	8	10	12	Total	
Never	6.8	3.3	8.8	4.5	5.9	
Seldom	10.2	10.9	18.8	22.7	14.5	
Sometimes	15.9	39.1	25.0	40.9	28.9	
Often	36.4	32.6	38.8	25.0	34.2	
Almost always	30.7	14.1	8.8	6.8	16.4	
N of Valid	88	92	80	44	304	
N of Miss	2	2	1	3	8	

Table 42: Putting them all together, what were your grades like last year?

Response	6	8	10	12	Total	
Mostly F's	3.6	1.1	2.5	0.0	2.0	
Mostly D's	6.0	2.2	2.5	2.2	3.3	
Mostly C's	16.7	23.1	22.5	26.1	21.6	
Mostly B's	36.9	33.0	46.3	41.3	38.9	
Mostly A's	36.9	40.7	26.3	30.4	34.2	
N of Valid	84	91	80	46	301	
N of Miss	2	3	1	1	3	

Table 43: How important do you think the things you are learning in school are going to be for your later life?

Response	6	8	10	12	Total	
Very important	52.2	31.2	30.9	19.6	35.5	
Quite important	28.9	35.5	29.6	34.8	31.9	
Fairly important	14.4	22.6	25.9	32.6	22.6	
Slightly important	4.4	10.8	8.6	13.0	8.7	
Not at all important	0.0	0.0	4.9	0.0	1.3	
N of Valid	90	93	81	46	310	
N of Miss	0	1	0	1	2	

Table 44: How interesting are most of your courses to you?

Response	6	8	10	12	Total	
Very interesting and stimulating	14.4	8.5	7.5	8.7	10.0	
Quite interesting	31.1	24.5	20.0	30.4	26.1	
Fairly interesting	32.2	46.8	38.8	41.3	39.7	
Slightly dull	13.3	13.8	17.5	13.0	14.5	
Very dull	8.9	6.4	16.3	6.5	9.7	
N of Valid	90	94	80	46	310	
N of Miss	0	0	1	1	2	

Table 45: During the LAST FOUR WEEKS how many whole days of school have you missed because you skipped or 'cut'?








Response	6	8	10	12	Total	
None	78.9	78.7	74.1	76.1	77.2	
1	10.0	10.6	7.4	10.9	9.6	
2	6.7	4.3	8.6	6.5	6.4	
3	2.2	4.3	3.7	2.2	3.2	
4-5	1.1	2.1	3.7	4.3	2.6	
6-10	0.0	0.0	2.5	0.0	0.6	
11 or more	1.1	0.0	0.0	0.0	0.3	
N of Valid	90	94	81	46	311	
N of Miss	0	0	0	1	1	

Table 46: What are the chances you would be seen as cool if you: smoked cigarettes?






Response	6	8	10	12	Total	
No or very little chance	78.4	72.0	55.0	43.5	65.1	
Little chance	10.2	15.1	17.5	19.6	15.0	
Some chance	3.4	7.5	16.3	28.3	11.7	
Pretty good chance	1.1	5.4	5.0	4.3	3.9	
Very good chance	6.8	0.0	6.3	4.3	4.2	
N of Valid	88	93	80	46	307	
N of Miss	2	1	1	1	2	

Table 47: What are the chances you would be seen as cool if you: worked hard at school?






Response	6	8	10	12	Total	
No or very little chance	9.0	5.4	16.3	10.9	10.1	
Little chance	7.9	11.8	12.5	15.2	11.4	
Some chance	19.1	19.4	23.8	28.3	21.8	
Pretty good chance	22.5	31.2	22.5	23.9	25.3	
Very good chance	41.6	32.3	25.0	21.7	31.5	
N of Valid	89	93	80	46	308	
N of Miss	1	1	1	1	4	

Table 48: What are the chances you would be seen as cool if you: began drinking alcoholic beverages regularly, that is, at least once or twice a month?






Response	6	8	10	12	Total	
No or very little chance	74.2	72.3	43.8	39.1	60.5	
Little chance	16.9	9.6	6.3	15.2	11.7	
Some chance	5.6	7.4	28.7	17.4	13.9	
Pretty good chance	0.0	8.5	12.5	15.2	8.1	
Very good chance	3.4	2.1	8.8	13.0	5.8	
N of Valid	89	94	80	46	309	
N of Miss	1	0	1	1	3	

Table 49: What are the chances you would be seen as cool if you: defended someone who was being verbally abused at school?






Response	6	8	10	12	Total	
No or very little chance	10.1	7.5	18.8	13.0	12.0	
Little chance	6.7	8.6	12.5	21.7	11.0	
Some chance	9.0	14.0	25.0	15.2	15.6	
Pretty good chance	22.5	41.9	28.7	32.6	31.5	
Very good chance	51.7	28.0	15.0	17.4	29.9	
N of Valid	89	93	80	46	308	
N of Miss	1	1	1	1	4	

Table 50: What are the chances you would be seen as cool if you: smoked marijuana?






Response	6	8	10	12	Total	
No or very little chance	86.4	83.0	45.0	52.2	69.5	
Little chance	4.5	6.4	16.3	15.2	9.7	
Some chance	4.5	5.3	16.3	17.4	9.7	
Pretty good chance	1.1	3.2	12.5	4.3	5.2	
Very good chance	3.4	2.1	10.0	10.9	5.8	
N of Valid	88	94	80	46	308	
N of Miss	2	0	1	1	4	

Table 51: What are the chances you would be seen as cool if you: carried a handgun?

Response	6	8	10	12	Total	
No or very little chance	68.2	76.6	72.2	67.4	71.7	
Little chance	11.4	7.4	12.7	15.2	11.1	
Some chance	5.7	4.3	5.1	13.0	6.2	
Pretty good chance	10.2	6.4	7.6	0.0	6.8	
Very good chance	4.5	5.3	2.5	4.3	4.2	
N of Valid	88	94	79	46	307	
N of Miss	1	0	2	1	4	

Table 52: What are the chances you would be seen as cool if you: regularly volunteered to do community service?

Response	6	8	10	12	Total	
No or very little chance	18.0	26.6	42.5	32.6	29.1	
Little chance	14.6	29.8	23.8	17.4	22.0	
Some chance	19.1	14.9	21.3	19.6	18.4	
Pretty good chance	21.3	13.8	7.5	23.9	15.9	
Very good chance	27.0	14.9	5.0	6.5	14.6	
N of Valid	89	94	80	46	309	
N of Miss	1	0	1	1	3	

Table 53: Think of your four best friends (the friends you feel closest to). In the past year (12 months), how many of your best friends have: participated in clubs, organizations or activities at school?

Response	6	8	10	12	Total	
0	9.1	6.5	10.0	6.5	8.1	
1	15.9	11.8	12.5	6.5	12.4	
2	11.4	20.4	22.5	8.7	16.6	
3	18.2	18.3	10.0	23.9	16.9	
4	45.5	43.0	45.0	54.3	45.9	
N of Valid	88	93	80	46	307	
N of Miss	1	1	1	1	4	

Table 54: Think of your four best friends (the friends you feel closest to). In the past year (12 months), how many of your best friends have: smoked cigarettes?






Response	6	8	10	12	Total	
0	82.6	67.4	37.0	21.7	56.7	
1	10.5	16.3	18.5	17.4	15.4	
2	3.5	7.6	16.0	30.4	12.1	
3	2.3	3.3	4.9	13.0	4.9	
4	1.2	5.4	23.5	17.4	10.8	
N of Valid	86	92	81	46	305	
N of Miss	3	2	0	1	6	

Table 55: Think of your four best friends (the friends you feel closest to). In the past year (12 months), how many of your best friends have: tried beer, wine or hard liquor (for example, vodka, whiskey, or gin) when their parents didn't know about it?






Response	6	8	10	12	Total	
0	82.8	58.1	20.3	13.3	48.7	
1	8.0	15.1	17.7	11.1	13.2	
2	3.4	8.6	10.1	24.4	9.9	
3	4.6	8.6	10.1	13.3	8.6	
4	1.1	9.7	41.8	37.8	19.7	
N of Valid	87	93	79	45	304	
N of Miss	3	1	2	2	8	

Table 56: Think of your four best friends (the friends you feel closest to). In the past year (12 months), how many of your best friends have: made a commitment to stay drug-free?






Response	6	8	10	12	Total	
0	8.0	12.9	27.5	35.6	18.6	
1	3.4	9.7	18.8	17.8	11.4	
2	10.2	9.7	11.3	6.7	9.8	
3	13.6	14.0	15.0	6.7	13.1	
4	64.8	53.8	27.5	33.3	47.1	
N of Valid	88	93	80	45	306	
N of Miss	2	1	1	2	5	

Table 57: Think of your four best friends (the friends you feel closest to). In the past year (12 months), how many of your best friends have: used marijuana?






Response	6	8	10	12	Total	
0	93.1	84.8	51.2	50.0	73.1	
1	2.3	5.4	15.0	10.9	7.9	
2	2.3	3.3	7.5	17.4	6.2	
3	1.1	1.1	13.8	13.0	6.2	
4	1.1	5.4	12.5	8.7	6.6	
N of Valid	87	92	80	46	305	
N of Miss	3	2	1	1	6	

Table 58: Think of your four best friends (the friends you feel closest to). In the past year (12 months), how many of your best friends have: tried to do well in school?






Response	6	8	10	12	Total	
0	5.6	3.3	2.5	4.3	3.9	
1	1.1	1.1	3.7	4.3	2.3	
2	8.9	12.0	18.5	19.6	13.9	
3	14.4	14.1	21.0	13.0	15.9	
4	70.0	69.6	54.3	58.7	64.1	
N of Valid	90	92	81	46	309	
N of Miss	0	2	0	1	3	

Table 59: Think of your four best friends (the friends you feel closest to). In the past year (12 months), how many of your best friends have: used LSD, cocaine, amphetamines, or other illegal drugs?






Response	6	8	10	12	Total	
0	93.3	92.4	81.5	95.6	90.3	
1	5.6	5.4	9.9	2.2	6.2	
2	0.0	1.1	3.7	0.0	1.3	
3	0.0	0.0	2.5	2.2	1.0	
4	1.1	1.1	2.5	0.0	1.3	
N of Valid	90	92	81	45	308	
N of Miss	0	2	0	2	4	

Table 60: Think of your four best friends (the friends you feel closest to). In the past year (12 months), how many of your best friends have: been suspended from school?






Response	6	8	10	12	Total	
0	57.3	57.0	58.0	66.7	58.8	
1	18.0	20.4	13.6	22.2	18.2	
2	12.4	10.8	11.1	4.4	10.4	
3	3.4	2.2	3.7	4.4	3.2	
4	9.0	9.7	13.6	2.2	9.4	
N of Valid	89	93	81	45	308	
N of Miss	1	1	0	1	3	

Table 61: Think of your four best friends (the friends you feel closest to). In the past year (12 months), how many of your best friends have: liked school?






Response	6	8	10	12	Total	
0	24.7	26.9	40.0	32.6	30.5	
1	19.1	9.7	13.8	10.9	13.6	
2	21.3	22.6	15.0	21.7	20.1	
3	13.5	21.5	16.3	15.2	16.9	
4	21.3	19.4	15.0	19.6	18.8	
N of Valid	89	93	80	46	308	
N of Miss	1	1	1	1	4	

Table 62: Think of your four best friends (the friends you feel closest to). In the past year (12 months), how many of your best friends have: carried a handgun?






Response	6	8	10	12	Total	
0	91.1	92.5	90.1	89.1	91.0	
1	4.4	5.4	2.5	6.5	4.5	
2	1.1	1.1	2.5	2.2	1.6	
3	0.0	0.0	2.5	0.0	0.6	
4	3.3	1.1	2.5	2.2	2.3	
N of Valid	90	93	81	46	310	
N of Miss	0	1	0	1	2	

Table 63: Think of your four best friends (the friends you feel closest to). In the past year (12 months), how many of your best friends have: sold illegal drugs?






Response	6	8	10	12	Total	
0	98.9	92.5	88.9	95.7	93.9	
1	1.1	2.2	7.4	2.2	3.2	
2	0.0	4.3	0.0	0.0	1.3	
3	0.0	0.0	2.5	0.0	0.6	
4	0.0	1.1	1.2	2.2	1.0	
N of Valid	89	93	81	46	309	
N of Miss	1	1	0	1	2	

Table 64: Think of your four best friends (the friends you feel closest to). In the past year (12 months), how many of your best friends have: regularly attended religious services?






Response	6	8	10	12	Total	
0	18.4	5.4	12.3	21.7	13.4	
1	3.4	4.3	8.6	15.2	6.9	
2	6.9	18.5	19.8	19.6	15.7	
3	23.0	21.7	17.3	17.4	20.3	
4	48.3	50.0	42.0	26.1	43.8	
N of Valid	87	92	81	46	306	
N of Miss	2	2	0	1	5	

Table 65: Think of your four best friends (the friends you feel closest to). In the past year (12 months), how many of your best friends have: stolen or tried to steal a motor vehicle such as a car or motorcycle?






Response	6	8	10	12	Total	
0	88.9	89.2	90.1	93.5	90.0	
1	6.7	8.6	6.2	2.2	6.5	
2	1.1	1.1	1.2	4.3	1.6	
3	0.0	0.0	1.2	0.0	0.3	
4	3.3	1.1	1.2	0.0	1.6	
N of Valid	90	93	81	46	310	
N of Miss	0	1	0	1	2	

Table 66: Think of your four best friends (the friends you feel closest to). In the past year (12 months), how many of your best friends have: been arrested?






Response	6	8	10	12	Total	
0	86.7	88.2	77.8	73.9	82.9	
1	6.7	4.3	13.6	15.2	9.0	
2	2.2	3.2	2.5	2.2	2.6	
3	2.2	1.1	1.2	0.0	1.3	
4	2.2	3.2	4.9	8.7	4.2	
N of Valid	90	93	81	46	310	
N of Miss	0	1	0	1	2	

Table 67: Think of your four best friends (the friends you feel closest to). In the past year (12 months), how many of your best friends have: dropped out of school?




Response	6	8	10	12	Total	
0	90.0	96.8	93.8	89.1	92.9	
1	7.8	3.2	4.9	8.7	5.8	
2	2.2	0.0	1.2	2.2	1.3	
3	0.0	0.0	0.0	0.0	0.0	
4	0.0	0.0	0.0	0.0	0.0	
N of Valid	90	93	81	46	310	
N of Miss	0	1	0	1	2	

Table 68: Think of your four best friends (the friends you feel closest to). In the past year (12 months), how many of your best friends have: been members of a gang?






Response	6	8	10	12	Total	
0	88.8	89.2	82.7	95.7	88.3	
1	5.6	0.0	3.7	2.2	2.9	
2	2.2	4.3	3.7	0.0	2.9	
3	1.1	1.1	3.7	0.0	1.6	
4	2.2	5.4	6.2	2.2	4.2	
N of Valid	89	93	81	46	309	
N of Miss	1	1	0	1	3	

Table 69: How old were you when you first: smoked marijuana?










Response	6	8	10	12	Total	
Never	97.7	93.3	65.4	71.7	83.9	
10 or younger	0.0	0.0	1.2	0.0	0.3	
11	2.3	0.0	1.2	2.2	1.3	
12	0.0	2.2	3.7	2.2	2.0	
13	0.0	3.3	6.2	2.2	3.0	
14	0.0	1.1	6.2	4.3	2.6	
15	0.0	0.0	9.9	4.3	3.3	
16	0.0	0.0	4.9	8.7	2.6	
17 or older	0.0	0.0	1.2	4.3	1.0	
N of Valid	88	90	81	46	305	
N of Miss	1	4	0	1	6	

Table 70: How old were you when you first: smoked a cigarette, even just a puff?










Response	6	8	10	12	Total	
Never	84.1	71.4	43.2	34.8	62.1	
10 or younger	10.2	15.4	17.3	13.0	14.1	
11	4.5	2.2	9.9	6.5	5.6	
12	0.0	3.3	2.5	4.3	2.3	
13	1.1	5.5	13.6	4.3	6.2	
14	0.0	2.2	6.2	6.5	3.3	
15	0.0	0.0	7.4	8.7	3.3	
16	0.0	0.0	0.0	15.2	2.3	
17 or older	0.0	0.0	0.0	6.5	1.0	
N of Valid	88	91	81	46	306	
N of Miss	2	3	0	1	6	

Table 71: How old were you when you first: had more than a sip or two of beer, wine or hard liquor (for example, vodka, whiskey, or gin)?










Response	6	8	10	12	Total	
Never	77.5	63.7	31.3	17.4	52.3	
10 or younger	15.7	11.0	13.8	8.7	12.7	
11	3.4	5.5	7.5	10.9	6.2	
12	3.4	8.8	12.5	6.5	7.8	
13	0.0	9.9	15.0	6.5	7.8	
14	0.0	0.0	8.8	15.2	4.6	
15	0.0	1.1	10.0	17.4	5.6	
16	0.0	0.0	1.3	15.2	2.6	
17 or older	0.0	0.0	0.0	2.2	0.3	
N of Valid	89	91	80	46	306	
N of Miss	1	3	1	1	5	

Table 72: How old were you when you first: began drinking alcoholic beverages regularly, that is, at least once or twice a month?










Response	6	8	10	12	Total	
Never	100.0	93.4	64.2	53.3	81.6	
10 or younger	0.0	1.1	0.0	2.2	0.7	
11	0.0	0.0	3.7	2.2	1.3	
12	0.0	1.1	3.7	0.0	1.3	
13	0.0	3.3	4.9	2.2	2.6	
14	0.0	1.1	13.6	6.7	4.9	
15	0.0	0.0	8.6	6.7	3.3	
16	0.0	0.0	0.0	20.0	3.0	
17 or older	0.0	0.0	1.2	6.7	1.3	
N of Valid	88	91	81	45	305	
N of Miss	2	3	0	2	7	

Table 73: How old were you when you first: used phenoxydine (pox, px, breeze)?


Response	6	8	10	12	Total	
Never	100.0	100.0	100.0	100.0	100.0	
10 or younger	0.0	0.0	0.0	0.0	0.0	
11	0.0	0.0	0.0	0.0	0.0	
12	0.0	0.0	0.0	0.0	0.0	
13	0.0	0.0	0.0	0.0	0.0	
14	0.0	0.0	0.0	0.0	0.0	
15	0.0	0.0	0.0	0.0	0.0	
16	0.0	0.0	0.0	0.0	0.0	
17 or older	0.0	0.0	0.0	0.0	0.0	
N of Valid	88	90	80	46	304	
N of Miss	2	4	1	1	7	

Table 74: How old were you when you first: got suspended from school?









Response	6	8	10	12	Total	
Never	85.2	81.3	63.3	78.3	77.3	
10 or younger	11.4	5.5	13.9	2.2	8.9	
11	3.4	5.5	0.0	4.3	3.3	
12	0.0	1.1	5.1	0.0	1.6	
13	0.0	3.3	10.1	6.5	4.6	
14	0.0	1.1	2.5	4.3	1.6	
15	0.0	2.2	3.8	4.3	2.3	
16	0.0	0.0	1.3	0.0	0.3	
17 or older	0.0	0.0	0.0	0.0	0.0	
N of Valid	88	91	79	46	304	
N of Miss	2	3	2	1	8	

Table 75: How old were you when you first: got arrested?










Response	6	8	10	12	Total	
Never	98.9	94.5	87.3	89.1	93.1	
10 or younger	0.0	1.1	1.3	0.0	0.7	
11	0.0	0.0	1.3	2.2	0.7	
12	1.1	0.0	2.5	0.0	1.0	
13	0.0	1.1	1.3	0.0	0.7	
14	0.0	1.1	2.5	2.2	1.3	
15	0.0	2.2	2.5	0.0	1.3	
16	0.0	0.0	0.0	4.3	0.7	
17 or older	0.0	0.0	1.3	2.2	0.7	
N of Valid	88	91	79	46	304	
N of Miss	2	3	2	1	8	

Table 76: How old were you when you first: carried a handgun?









Response	6	8	10	12	Total	
Never	90.9	93.3	87.7	93.3	91.1	
10 or younger	4.5	2.2	1.2	0.0	2.3	
11	1.1	1.1	1.2	0.0	1.0	
12	3.4	1.1	3.7	0.0	2.3	
13	0.0	2.2	2.5	0.0	1.3	
14	0.0	0.0	1.2	0.0	0.3	
15	0.0	0.0	0.0	0.0	0.0	
16	0.0	0.0	2.5	2.2	1.0	
17 or older	0.0	0.0	0.0	4.4	0.7	
N of Valid	88	90	81	45	304	
N of Miss	2	4	0	2	8	

Table 77: How old were you when you first: attacked someone with the idea of seriously hurting them?


Response	6	8	10	12	Total	
Never	84.1	76.9	72.8	87.0	79.4	
10 or younger	9.1	6.6	2.5	0.0	5.2	
11	3.4	4.4	2.5	4.3	3.6	
12	3.4	2.2	3.7	0.0	2.6	
13	0.0	7.7	7.4	0.0	4.2	
14	0.0	2.2	4.9	0.0	2.0	
15	0.0	0.0	4.9	0.0	1.3	
16	0.0	0.0	0.0	6.5	1.0	
17 or older	0.0	0.0	1.2	2.2	0.7	
N of Valid	88	91	81	46	306	
N of Miss	2	3	0	1	6	

Table 78: How old were you when you first: belonged to a gang?


Response	6	8	10	12	Total	
Never	96.6	94.5	92.6	97.8	95.1	
10 or younger	0.0	2.2	0.0	0.0	0.7	
11	1.1	0.0	0.0	0.0	0.3	
12	2.3	3.3	1.2	0.0	2.0	
13	0.0	0.0	0.0	0.0	0.0	
14	0.0	0.0	1.2	0.0	0.3	
15	0.0	0.0	2.5	0.0	0.7	
16	0.0	0.0	2.5	2.2	1.0	
17 or older	0.0	0.0	0.0	0.0	0.0	
N of Valid	88	91	81	46	306	
N of Miss	2	3	0	1	6	

Table 79: How wrong do you think it is for someone your age to: take a handgun to school?





Response	6	8	10	12	Total	
Very wrong	98.9	87.1	88.9	84.4	90.6	
Wrong	1.1	11.8	7.4	13.3	7.8	
A little bit wrong	0.0	1.1	2.5	2.2	1.3	
Not wrong at all	0.0	0.0	1.2	0.0	0.3	
N of Valid	89	93	81	45	308	
N of Miss	1	1	0	2	3	

Table 80: How wrong do you think it is for someone your age to: steal anything worth more than \$5?





Response	6	8	10	12	Total	
Very wrong	72.7	70.2	64.2	68.9	69.2	
Wrong	19.3	18.1	25.9	17.8	20.5	
A little bit wrong	6.8	10.6	7.4	13.3	9.1	
Not wrong at all	1.1	1.1	2.5	0.0	1.3	
N of Valid	88	94	81	45	308	
N of Miss	1	0	0	2	3	

Table 81: How wrong do you think it is for someone your age to: pick a fight with someone?





Response	6	8	10	12	Total	
Very wrong	58.4	37.2	37.0	57.8	46.3	
Wrong	29.2	34.0	32.1	17.8	29.8	
A little bit wrong	9.0	25.5	22.2	17.8	18.8	
Not wrong at all	3.4	3.2	8.6	6.7	5.2	
N of Valid	89	94	81	45	309	
N of Miss	1	0	0	2	3	

Table 82: How wrong do you think it is for someone your age to: attack someone with the idea of seriously hurting them?

Response	6	8	10	12	Total	
Very wrong	83.1	69.1	61.7	71.1	71.5	
Wrong	9.0	20.2	16.0	20.0	15.9	
A little bit wrong	4.5	9.6	19.8	6.7	10.4	
Not wrong at all	3.4	1.1	2.5	2.2	2.3	
N of Valid	89	94	81	45	309	
N of Miss	1	0	0	2	3	

Table 83: How wrong do you think it is for someone your age to: stay away from school all day when their parents think they are at school?

Response	6	8	10	12	Total	
Very wrong	79.8	67.7	51.9	66.7	67.0	
Wrong	12.4	20.4	30.4	17.8	20.3	
A little bit wrong	6.7	10.8	16.5	13.3	11.4	
Not wrong at all	1.1	1.1	1.3	2.2	1.3	
N of Valid	89	93	79	45	306	
N of Miss	1	1	1	2	4	

Table 84: How wrong do you think it is for someone your age to: drink beer, wine or hard liquor (for example, vodka, whiskey, or gin) regularly?

Response	6	8	10	12	Total	
Very wrong	87.6	68.1	35.0	40.9	61.2	
Wrong	10.1	19.1	21.3	29.5	18.6	
A little bit wrong	2.2	12.8	33.8	15.9	15.6	
Not wrong at all	0.0	0.0	10.0	13.6	4.6	
N of Valid	89	94	80	44	307	
N of Miss	1	0	1	2	4	

Table 85: How wrong do you think it is for someone your age to: smoke cigarettes?





Response	6	8	10	12	Total	
Very wrong	83.3	76.6	46.9	37.8	65.2	
Wrong	12.2	9.6	23.5	28.9	16.8	
A little bit wrong	4.4	9.6	19.8	20.0	12.3	
Not wrong at all	0.0	4.3	9.9	13.3	5.8	
N of Valid	90	94	81	45	310	
N of Miss	0	0	0	2	2	

Table 86: How wrong do you think it is for someone your age to: smoke marijuana?





Response	6	8	10	12	Total	
Very wrong	91.1	89.4	61.7	68.9	79.7	
Wrong	6.7	6.4	13.6	15.6	9.7	
A little bit wrong	2.2	3.2	14.8	6.7	6.5	
Not wrong at all	0.0	1.1	9.9	8.9	4.2	
N of Valid	90	94	81	45	310	
N of Miss	0	0	0	2	2	

Table 87: How wrong do you think it is for someone your age to: use LSD, cocaine, amphetamines or another illegal drug?





Response	6	8	10	12	Total	
Very wrong	95.6	97.9	87.7	97.8	94.5	
Wrong	3.3	1.1	11.1	0.0	4.2	
A little bit wrong	1.1	1.1	1.2	0.0	1.0	
Not wrong at all	0.0	0.0	0.0	2.2	0.3	
N of Valid	90	94	81	45	310	
N of Miss	0	0	0	2	2	

Table 88: At school during the past 12 months, did you receive help from the resource teacher, speech therapist or other special education teacher?



Response	6	8	10	12	Total	
No	75.9	89.9	86.1	82.2	83.7	
Yes	24.1	10.1	13.9	17.8	16.3	
N of Valid	87	89	79	45	300	
N of Miss	3	5	2	2	12	

Table 89: How many times in the past year (12 months) have you: been suspended from school?





Response	6	8	10	12	Total	
Never	91.0	89.4	86.4	91.1	89.3	
1 to 2 times	7.9	9.6	9.9	6.7	8.7	
3 to 5 times	0.0	0.0	3.7	0.0	1.0	
6 to 9 times	1.1	1.1	0.0	2.2	1.0	
10 to 19 times	0.0	0.0	0.0	0.0	0.0	
20 to 29 times	0.0	0.0	0.0	0.0	0.0	
30 to 39 times	0.0	0.0	0.0	0.0	0.0	
40+ times	0.0	0.0	0.0	0.0	0.0	
N of Valid	89	94	81	45	309	
N of Miss	1	0	0	2	3	

Table 90: How many times in the past year (12 months) have you: carried a handgun?







Response	6	8	10	12	Total	
Never	93.3	91.5	86.4	95.6	91.3	
1 to 2 times	3.4	2.1	7.4	2.2	3.9	
3 to 5 times	1.1	2.1	3.7	2.2	2.3	
6 to 9 times	1.1	2.1	1.2	0.0	1.3	
10 to 19 times	1.1	2.1	0.0	0.0	1.0	
20 to 29 times	0.0	0.0	0.0	0.0	0.0	
30 to 39 times	0.0	0.0	0.0	0.0	0.0	
40+ times	0.0	0.0	1.2	0.0	0.3	
N of Valid	89	94	81	45	309	
N of Miss	1	0	0	2	3	

Table 91: How many times in the past year (12 months) have you: sold illegal drugs?


Response	6	8	10	12	Total	
Never	100.0	97.8	95.1	97.8	97.7	
1 to 2 times	0.0	1.1	1.2	0.0	0.7	
3 to 5 times	0.0	0.0	1.2	0.0	0.3	
6 to 9 times	0.0	1.1	1.2	0.0	0.7	
10 to 19 times	0.0	0.0	0.0	0.0	0.0	
20 to 29 times	0.0	0.0	0.0	0.0	0.0	
30 to 39 times	0.0	0.0	0.0	0.0	0.0	
40+ times	0.0	0.0	1.2	2.2	0.7	
N of Valid	89	91	81	45	306	
N of Miss	1	3	0	2	6	

Table 92: How many times in the past year (12 months) have you: stolen or tried to steal a motor vehicle such as a car or motorcycle?


Response	6	8	10	12	Total	
Never	98.9	97.9	93.8	97.8	97.1	
1 to 2 times	0.0	1.1	4.9	2.2	1.9	
3 to 5 times	0.0	1.1	1.2	0.0	0.6	
6 to 9 times	1.1	0.0	0.0	0.0	0.3	
10 to 19 times	0.0	0.0	0.0	0.0	0.0	
20 to 29 times	0.0	0.0	0.0	0.0	0.0	
30 to 39 times	0.0	0.0	0.0	0.0	0.0	
40+ times	0.0	0.0	0.0	0.0	0.0	
N of Valid	88	94	81	45	308	
N of Miss	1	0	0	2	3	

Table 93: How many times in the past year (12 months) have you: participated in clubs, organizations or activities at school?









Response	6	8	10	12	Total	
Never	18.2	15.2	23.5	17.8	18.6	
1 to 2 times	30.7	22.8	19.8	8.9	22.2	
3 to 5 times	11.4	26.1	13.6	24.4	18.3	
6 to 9 times	12.5	10.9	13.6	6.7	11.4	
10 to 19 times	6.8	4.3	4.9	8.9	5.9	
20 to 29 times	3.4	4.3	3.7	8.9	4.6	
30 to 39 times	3.4	2.2	1.2	4.4	2.6	
40+ times	13.6	14.1	19.8	20.0	16.3	
N of Valid	88	92	81	45	306	
N of Miss	2	2	0	2	6	

Table 94: How many times in the past year (12 months) have you: been arrested?





Response	6	8	10	12	Total	
Never	97.7	95.7	92.5	91.1	94.8	
1 to 2 times	1.1	3.2	3.8	6.7	3.3	
3 to 5 times	0.0	1.1	3.8	2.2	1.6	
6 to 9 times	0.0	0.0	0.0	0.0	0.0	
10 to 19 times	1.1	0.0	0.0	0.0	0.3	
20 to 29 times	0.0	0.0	0.0	0.0	0.0	
30 to 39 times	0.0	0.0	0.0	0.0	0.0	
40+ times	0.0	0.0	0.0	0.0	0.0	
N of Valid	88	94	80	45	307	
N of Miss	2	0	1	2	5	

Table 95: How many times in the past year (12 months) have you: done extra work on your own for school?









Response	6	8	10	12	Total	
Never	28.4	36.6	42.0	33.3	35.2	
1 to 2 times	37.5	29.0	14.8	13.3	25.4	
3 to 5 times	11.4	14.0	18.5	17.8	15.0	
6 to 9 times	6.8	7.5	4.9	11.1	7.2	
10 to 19 times	4.5	5.4	12.3	4.4	6.8	
20 to 29 times	3.4	2.2	2.5	11.1	3.9	
30 to 39 times	2.3	2.2	0.0	2.2	1.6	
40+ times	5.7	3.2	4.9	6.7	4.9	
N of Valid	88	93	81	45	307	
N of Miss	2	1	0	2	5	

Table 96: How many times in the past year (12 months) have you: attacked someone with the idea of seriously hurting them?







Response	6	8	10	12	Total	
Never	86.5	85.1	80.2	88.9	84.8	
1 to 2 times	9.0	13.8	11.1	6.7	10.7	
3 to 5 times	2.2	1.1	4.9	0.0	2.3	
6 to 9 times	1.1	0.0	0.0	2.2	0.6	
10 to 19 times	0.0	0.0	2.5	2.2	1.0	
20 to 29 times	0.0	0.0	0.0	0.0	0.0	
30 to 39 times	0.0	0.0	0.0	0.0	0.0	
40+ times	1.1	0.0	1.2	0.0	0.6	
N of Valid	89	94	81	45	309	
N of Miss	1	0	0	2	3	

Table 97: How many times in the past year (12 months) have you: been drunk or high at school?








Response	6	8	10	12	Total	
Never	98.9	94.7	78.5	80.0	89.6	
1 to 2 times	1.1	4.3	8.9	11.1	5.5	
3 to 5 times	0.0	0.0	6.3	0.0	1.6	
6 to 9 times	0.0	0.0	1.3	0.0	0.3	
10 to 19 times	0.0	0.0	2.5	6.7	1.6	
20 to 29 times	0.0	0.0	1.3	2.2	0.7	
30 to 39 times	0.0	0.0	0.0	0.0	0.0	
40+ times	0.0	1.1	1.3	0.0	0.7	
N of Valid	89	94	79	45	307	
N of Miss	1	0	2	2	5	

Table 98: How many times in the past year (12 months) have you: volunteered to do community service?









Response	6	8	10	12	Total	
Never	55.1	62.8	71.6	44.4	60.2	
1 to 2 times	19.1	19.1	13.6	26.7	18.8	
3 to 5 times	9.0	11.7	11.1	6.7	10.0	
6 to 9 times	7.9	1.1	1.2	8.9	4.2	
10 to 19 times	1.1	3.2	2.5	2.2	2.3	
20 to 29 times	0.0	1.1	0.0	2.2	0.6	
30 to 39 times	1.1	1.1	0.0	2.2	1.0	
40+ times	6.7	0.0	0.0	6.7	2.9	
N of Valid	89	94	81	45	309	
N of Miss	1	0	0	2	3	

Table 99: How many times in the past year (12 months) have you: taken a handgun to school?



Response	6	8	10	12	Total	
Never	100.0	100.0	98.8	100.0	99.7	
1 to 2 times	0.0	0.0	0.0	0.0	0.0	
3 to 5 times	0.0	0.0	0.0	0.0	0.0	
6 to 9 times	0.0	0.0	0.0	0.0	0.0	
10 to 19 times	0.0	0.0	1.2	0.0	0.3	
20 to 29 times	0.0	0.0	0.0	0.0	0.0	
30 to 39 times	0.0	0.0	0.0	0.0	0.0	
40+ times	0.0	0.0	0.0	0.0	0.0	
N of Valid	89	94	81	45	309	
N of Miss	1	0	0	2	3	

Table 100: Are you currently on probation, or assigned a probation officer with Juvenile Court?



Response	6	8	10	12	Total	
No	98.8	94.1	90.8	93.0	94.4	
Yes	1.2	5.9	9.2	7.0	5.6	
N of Valid	82	85	76	43	286	
N of Miss	8	9	5	4	26	

Table 101: Have you ever belonged to a gang?






Response	6	8	10	12	Total	
No	94.2	91.5	87.7	95.6	91.8	
No, but would like to	1.2	2.1	2.5	2.2	2.0	
Yes, in the past	2.3	4.3	2.5	2.2	2.9	
Yes, belong now	1.2	2.1	7.4	0.0	2.9	
Yes, but would like to get out	1.2	0.0	0.0	0.0	0.3	
N of Valid	86	94	81	45	306	
N of Miss	2	0	0	2	4	

Table 102: If you have ever belonged to a gang, did that gang have a name?

Response	6	8	10	12	Total
No	5.7	4.3	7.6	22.2	8.2
Yes	4.5	7.5	10.1	4.4	6.9
I have never belonged to a gang	89.8	88.2	82.3	73.3	84.9
N of Valid	88	93	79	45	305
N of Miss	2	1	1	2	6

Table 103: How many times have you done the following things? done what feels good no matter what.

Response	6	8	10	12	Total
Never	38.8	35.2	22.8	26.7	31.7
I've done it, but not in the past year	23.5	13.2	17.7	6.7	16.3
Less than once a month	9.4	13.2	11.4	20.0	12.7
About once a month	3.5	13.2	8.9	13.3	9.3
2 or 3 times a month	5.9	6.6	6.3	11.1	7.0
Once a week or more	18.8	18.7	32.9	22.2	23.0
N of Valid	85	91	79	45	300
N of Miss	5	3	2	2	12

Table 104: How many times have you done the following things? done something dangerous because someone dared you to do it.

Response	6	8	10	12	Total
Never	64.4	57.0	49.4	46.7	55.6
I've done it, but not in the past year	21.8	21.5	16.5	11.1	18.8
Less than once a month	4.6	9.7	11.4	26.7	11.2
About once a month	3.4	4.3	3.8	4.4	3.9
2 or 3 times a month	2.3	5.4	8.9	4.4	5.3
Once a week or more	3.4	2.2	10.1	6.7	5.3
N of Valid	87	93	79	45	304
N of Miss	3	1	2	2	8

Table 105: How many times have you done the following things? done crazy things even if they are a little dangerous.







Response	6	8	10	12	Total	
Never	50.0	32.6	31.6	35.6	37.7	
I've done it, but not in the past year	30.2	27.2	20.3	15.6	24.5	
Less than once a month	4.7	9.8	7.6	13.3	8.3	
About once a month	4.7	9.8	11.4	6.7	8.3	
2 or 3 times a month	4.7	12.0	10.1	13.3	9.6	
Once a week or more	5.8	8.7	19.0	15.6	11.6	
N of Valid	86	92	79	45	302	
N of Miss	4	2	2	2	10	

Table 106: You're looking at CD's in a music store with a friend. You look up and see her slip a CD under her coat. She smiles and says 'Which one do you want? Go ahead, take it while nobody's around.' There is nobody in sight, no employees and no other customers. What would you do now?





Response	6	8	10	12	Total	
Ignore her	12.6	18.1	17.3	27.3	17.6	
Grab a CD and leave the store	3.4	4.3	12.3	4.5	6.2	
Tell her to put the CD back	69.0	47.9	42.0	40.9	51.3	
Act like it is a joke, and ask her to put the CD back	14.9	29.8	28.4	27.3	24.8	
N of Valid	87	94	81	44	306	
N of Miss	3	0	0	3	6	

Table 107: You are visiting another part of town, and you don't know any of the people your age there. You are walking down the street, and some teenager you don't know is walking toward you. He is about your size, and as he is about to pass you, he deliberately bumps into you and you almost lose your balance. What would you say or do?





Response	6	8	10	12	Total	
Push the person back	21.6	23.7	27.2	20.5	23.5	
Say 'Excuse me' and keep on walking	42.0	33.3	35.8	45.5	38.2	
Say 'Watch where you are going' and keep on walking	29.5	29.0	24.7	31.8	28.4	
Swear at the person and walk away	6.8	14.0	12.3	2.3	9.8	
N of Valid	88	93	81	44	306	
N of Miss	2	1	0	3	5	

Table 108: You are at a party at someone's house, and one of your friends offers you a drink containing alcohol. What would you say or do?





Response	6	8	10	12	Total	
Drink it	4.5	18.3	40.0	47.7	24.3	
Tell your friend, 'No thanks, I don't drink' and suggest that you and your friend go and do something else	46.6	28.0	21.3	18.2	30.2	
Just say, 'No thanks' and walk away	25.0	35.5	33.8	34.1	31.8	
Make up a good excuse, tell your friend you had something else to do, and leave	23.9	18.3	5.0	0.0	13.8	
N of Valid	88	93	80	44	305	
N of Miss	2	1	1	3	7	

Table 109: It's 8:00 on a weeknight and you are about to go over to a friend's home when your mother asks you where you are going. You say 'Oh, just going to go hang out with some friends.' She says, 'No, you'll just get into trouble if you go out. Stay home tonight.' What would you do now?





Response	6	8	10	12	Total	
Leave the house anyway	5.7	6.5	11.1	15.9	8.9	
Explain what you are going to do with your friends, tell her when you will get home, and ask if you can go out	47.1	64.1	67.9	63.6	60.2	
Not say anything and start watching TV	39.1	17.4	16.0	13.6	22.7	
Get into an argument with her	8.0	12.0	4.9	6.8	8.2	
N of Valid	87	92	81	44	304	
N of Miss	3	2	0	3	6	

Table 110: How often do you attend religious services or activities?





Response	6	8	10	12	Total	
Never	10.3	4.3	5.2	4.7	6.3	
Rarely	14.9	14.0	19.5	32.6	18.3	
1-2 Times a Month	10.3	11.8	11.7	11.6	11.3	
About Once a Week or More	64.4	69.9	63.6	51.2	64.0	
N of Valid	87	93	77	43	300	
N of Miss	2	1	4	4	10	

Table 111: I do the opposite of what people tell me, just to get them mad.





Response	6	8	10	12	Total	
Very False	41.4	27.8	37.7	37.2	35.7	
Somewhat False	26.4	28.9	31.2	25.6	28.3	
Somewhat True	26.4	37.8	24.7	34.9	30.6	
Very True	5.7	5.6	6.5	2.3	5.4	
N of Valid	87	90	77	43	297	
N of Miss	2	4	4	4	14	

Table 112: I like to see how much I can get away with.





Response	6	8	10	12	Total	
Very False	41.9	35.5	33.3	32.6	36.4	
Somewhat False	12.8	25.8	25.3	25.6	21.9	
Somewhat True	26.7	35.5	30.7	30.2	31.0	
Very True	18.6	3.2	10.7	11.6	10.8	
N of Valid	86	93	75	43	297	
N of Miss	4	1	6	4	15	

Table 113: I ignore rules that get in my way.





Response	6	8	10	12	Total	
Very False	63.6	40.7	42.7	41.9	48.1	
Somewhat False	18.2	31.9	28.0	25.6	25.9	
Somewhat True	10.2	23.1	26.7	25.6	20.5	
Very True	8.0	4.4	2.7	7.0	5.4	
N of Valid	88	91	75	43	297	
N of Miss	2	3	5	4	14	

Table 114: I think sometimes it's okay to cheat at school.





Response	6	8	10	12	Total	
NO!	68.2	34.1	26.0	23.3	40.5	
no	15.9	34.1	26.0	23.3	25.1	
yes	14.8	27.5	33.8	46.5	28.1	
YES!	1.1	4.4	14.3	7.0	6.4	
N of Valid	88	91	77	43	299	
N of Miss	2	3	4	4	13	

Table 115: It is important to think before you act.





Response	6	8	10	12	Total	
NO!	3.4	1.1	0.0	4.7	2.0	
no	8.0	1.1	10.3	4.7	6.0	
yes	20.5	38.0	28.2	20.9	27.9	
YES!	68.2	59.8	61.5	69.8	64.1	
N of Valid	88	92	78	43	301	
N of Miss	2	2	3	4	11	

Table 116: Sometimes I think that life is not worth it.





Response	6	8	10	12	Total	
NO!	55.2	46.1	44.9	59.5	50.3	
no	19.5	19.1	12.8	26.2	18.6	
yes	17.2	24.7	28.2	7.1	20.9	
YES!	8.0	10.1	14.1	7.1	10.1	
N of Valid	87	89	78	42	296	
N of Miss	3	5	3	4	15	

Table 117: At times I think I am no good at all.

Response	6	8	10	12	Total	
NO!	28.7	26.7	30.8	44.2	30.9	
no	26.4	27.8	23.1	25.6	25.8	
yes	34.5	32.2	32.1	25.6	31.9	
YES!	10.3	13.3	14.1	4.7	11.4	
N of Valid	87	90	78	43	298	
N of Miss	3	4	3	4	14	

Table 118: All in all, I am inclined to think that I am a failure.

Response	6	8	10	12	Total	
NO!	51.7	47.8	53.2	52.4	51.0	
no	24.1	32.2	24.7	35.7	28.4	
yes	18.4	15.6	14.3	9.5	15.2	
YES!	5.7	4.4	7.8	2.4	5.4	
N of Valid	87	90	77	42	296	
N of Miss	3	4	4	5	16	

Table 119: In the past year, have you felt depressed or sad MOST days, even if you felt okay sometimes?

Response	6	8	10	12	Total	
NO!	25.6	26.7	28.6	33.3	27.8	
no	19.8	20.0	13.0	23.8	18.6	
yes	34.9	27.8	33.8	26.2	31.2	
YES!	19.8	25.6	24.7	16.7	22.4	
N of Valid	86	90	77	42	295	
N of Miss	4	4	4	5	17	

Table 120: It is all right to beat up people if they start the fight.





Response	6	8	10	12	Total	
NO!	48.3	23.9	16.9	26.2	29.5	
no	18.4	21.7	19.5	23.8	20.5	
yes	17.2	26.1	23.4	16.7	21.5	
YES!	16.1	28.3	40.3	33.3	28.5	
N of Valid	87	92	77	42	298	
N of Miss	3	2	4	5	14	

Table 121: I think it is okay to take something without asking if you can get away with it.





Response	6	8	10	12	Total	
NO!	79.5	65.9	51.9	59.5	65.4	
no	18.2	26.4	39.0	33.3	28.2	
yes	1.1	6.6	3.9	4.8	4.0	
YES!	1.1	1.1	5.2	2.4	2.3	
N of Valid	88	91	77	42	298	
N of Miss	2	3	4	5	14	

Table 122: Sometimes we don't know what we will do as adults, but we may have an idea. Please answer how true these statements may be for you. WHEN I AM AN ADULT I WILL: smoke cigarettes.





Response	6	8	10	12	Total	
NO!	77.3	75.8	67.5	61.9	72.1	
no	15.9	15.4	15.6	26.2	17.1	
yes	5.7	6.6	5.2	4.8	5.7	
YES!	1.1	2.2	11.7	7.1	5.0	
N of Valid	88	91	77	42	298	
N of Miss	2	3	4	5	14	

Table 123: Sometimes we don't know what we will do as adults, but we may have an idea. Please answer how true these statements may be for you. WHEN I AM AN ADULT I WILL: drink beer, wine, or liquor.





Response	6	8	10	12	Total	
NO!	67.0	46.2	28.6	28.6	45.3	
no	17.0	18.7	19.5	21.4	18.8	
yes	12.5	33.0	33.8	38.1	27.9	
YES!	3.4	2.2	18.2	11.9	8.1	
N of Valid	88	91	77	42	298	
N of Miss	2	3	4	5	14	

Table 124: Sometimes we don't know what we will do as adults, but we may have an idea. Please answer how true these statements may be for you. WHEN I AM AN ADULT I WILL: smoke marijuana.





Response	6	8	10	12	Total	
NO!	89.8	87.9	72.4	78.6	83.2	
no	6.8	8.8	13.2	14.3	10.1	
yes	3.4	1.1	6.6	4.8	3.7	
YES!	0.0	2.2	7.9	2.4	3.0	
N of Valid	88	91	76	42	297	
N of Miss	2	3	5	5	15	

Table 125: Sometimes we don't know what we will do as adults, but we may have an idea. Please answer how true these statements may be for you. WHEN I AM AN ADULT I WILL: use LSD, cocaine, amphetamines or another illegal drug.




Response	6	8	10	12	Total	
NO!	92.0	95.6	92.2	92.9	93.3	
no	6.9	4.4	7.8	7.1	6.4	
yes	1.1	0.0	0.0	0.0	0.3	
YES!	0.0	0.0	0.0	0.0	0.0	
N of Valid	87	91	77	42	297	
N of Miss	3	3	4	5	15	

Table 126: How much do you think people risk harming themselves (physically or in other ways) if they: smoked one or more packs of cigarettes per day?

Response	6	8	10	12	Total	
No risk	11.9	4.4	8.0	7.1	7.9	
Slight risk	6.0	12.1	12.0	7.1	9.6	
Moderate risk	21.4	23.1	22.7	21.4	22.3	
Great risk	60.7	60.4	57.3	64.3	60.3	
N of Valid	84	91	75	42	292	
N of Miss	4	3	6	5	18	

Table 127: How much do you think people risk harming themselves (physically or in other ways) if they: try marijuana once or twice?

Response	6	8	10	12	Total	
No risk	14.1	8.9	26.7	19.0	16.4	
Slight risk	22.4	23.3	22.7	28.6	23.6	
Moderate risk	23.5	20.0	21.3	26.2	22.3	
Great risk	40.0	47.8	29.3	26.2	37.7	
N of Valid	85	90	75	42	292	
N of Miss	4	4	6	5	19	

Table 128: How much do you think people risk harming themselves (physically or in other ways) if they: smoke marijuana regularly?

Response	6	8	10	12	Total	
No risk	11.8	6.8	12.0	7.3	9.7	
Slight risk	4.7	3.4	16.0	12.2	8.3	
Moderate risk	10.6	9.1	13.3	17.1	11.8	
Great risk	72.9	80.7	58.7	63.4	70.2	
N of Valid	85	88	75	41	289	
N of Miss	5	5	6	6	22	

Table 129: How much do you think people risk harming themselves (physically or in other ways) if they: take one or two drinks of an alcoholic beverage (beer, wine, liquor) nearly every day?

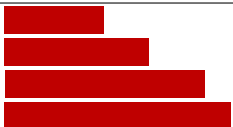
Response	6	8	10	12	Total	
No risk	14.0	12.2	12.0	19.0	13.7	
Slight risk	17.4	26.7	24.0	11.9	21.2	
Moderate risk	26.7	31.1	28.0	40.5	30.4	
Great risk	41.9	30.0	36.0	28.6	34.8	
N of Valid	86	90	75	42	293	
N of Miss	4	4	6	5	19	

Table 130: How much do you think people risk harming themselves (physically or in other ways) if they: have five or more drinks once or twice each weekend?


Response	6	8	10	12	Total	
No risk	11.8	8.8	9.3	9.5	9.9	
Slight risk	10.6	9.9	18.7	23.8	14.3	
Moderate risk	30.6	26.4	22.7	19.0	25.6	
Great risk	47.1	54.9	49.3	47.6	50.2	
N of Valid	85	91	75	42	293	
N of Miss	5	3	6	5	19	

Table 131: Have you ever used smokeless tobacco (chew, snuff, plug, dipping tobacco, or chewing tobacco)?


Response	6	8	10	12	Total	
Never	89.7	83.5	65.3	65.0	78.2	
Once or Twice	6.9	4.4	18.7	7.5	9.2	
Once in a while but not regularly	2.3	6.6	6.7	12.5	6.1	
Regularly in the past	1.1	3.3	2.7	10.0	3.4	
Regularly now	0.0	2.2	6.7	5.0	3.1	
N of Valid	87	91	75	40	293	
N of Miss	3	3	6	7	19	

Table 132: How often have you taken smokeless tobacco during the past 30 days?






Response	6	8	10	12	Total	
Not at all	96.5	91.2	86.7	85.0	90.8	
Once or twice	1.2	4.4	4.0	7.5	3.8	
Once or twice per week	1.2	2.2	1.3	2.5	1.7	
Three to five times per week	1.2	2.2	0.0	0.0	1.0	
About once a day	0.0	0.0	0.0	0.0	0.0	
More than once a day	0.0	0.0	8.0	5.0	2.7	
N of Valid	86	91	75	40	292	
N of Miss	4	3	6	7	20	

Table 133: Have you ever smoked cigarettes?






Response	6	8	10	12	Total	
Never	82.6	74.7	49.3	35.0	65.1	
Once or Twice	12.8	11.0	18.7	15.0	14.0	
Once in a while but not regularly	1.2	6.6	16.0	12.5	8.2	
Regularly in the past	2.3	4.4	6.7	20.0	6.5	
Regularly now	1.2	3.3	9.3	17.5	6.2	
N of Valid	86	91	75	40	292	
N of Miss	4	3	6	7	20	

Table 134: How frequently have you smoked cigarettes during the past 30 days?








Response	6	8	10	12	Total	
Not at all	98.8	90.1	75.7	69.2	86.2	
Less than one cigarette per day	1.2	6.6	17.6	5.1	7.6	
One to five cigarettes per day	0.0	2.2	4.1	17.9	4.1	
About one-half pack per day	0.0	0.0	0.0	5.1	0.7	
About one pack per day	0.0	0.0	2.7	0.0	0.7	
About one and one-half packs per day	0.0	0.0	0.0	2.6	0.3	
Two packs or more per day	0.0	1.1	0.0	0.0	0.3	
N of Valid	86	91	74	39	290	
N of Miss	4	3	7	8	22	

Table 135: Which statement best describes rules about smoking inside your home?






Response	6	8	10	12	Total	
Smoking is not allowed anywhere inside your home	61.2	59.3	64.9	66.7	62.3	
Smoking is allowed in some places and at some times	7.1	13.2	5.4	7.7	8.7	
Smoking is allowed anywhere inside the home	3.5	4.4	6.8	5.1	4.8	
There are no rules about smoking inside the home	10.6	8.8	13.5	10.3	10.7	
I don't know	17.6	14.3	9.5	10.3	13.5	
N of Valid	85	91	74	39	289	
N of Miss	5	3	7	8	23	

Table 136: Which statement best describes rules about smoking in your family cars?







Response	6	8	10	12	Total	
Smoking is never allowed in any car	47.0	48.9	51.4	53.8	49.7	
Smoking is allowed sometimes or in some cars	16.9	15.6	16.2	17.9	16.4	
Smoking is allowed in any car anytime	6.0	3.3	9.5	2.6	5.6	
There are no rules about smoking in the car	13.3	13.3	16.2	10.3	13.6	
We do not have a family car	1.2	3.3	2.7	0.0	2.1	
I don't know	15.7	15.6	4.1	15.4	12.6	
N of Valid	83	90	74	39	286	
N of Miss	7	4	7	8	26	

Table 137: During this school year, were you taught in any of your classes about the dangers of tobacco use?






Response	6	8	10	12	Total	
Strongly agree	51.2	47.7	26.0	15.8	38.8	
Agree	23.2	26.1	38.4	34.2	29.5	
Disagree	9.8	9.1	11.0	13.2	10.3	
Strongly disagree	4.9	8.0	9.6	13.2	8.2	
I don't know	11.0	9.1	15.1	23.7	13.2	
N of Valid	82	88	73	38	281	
N of Miss	8	6	8	9	31	

Table 138: During the past 12 months, have you participated in any community activities to discourage people your age from using cigarettes, chewing tobacco, snuff, dip or cigars?






Response	6	8	10	12	Total	
Strongly agree	31.3	16.9	13.7	10.5	19.3	
Agree	32.5	20.2	16.4	7.9	21.1	
Disagree	11.3	21.3	23.3	31.6	20.4	
Strongly disagree	12.5	21.3	23.3	23.7	19.6	
I don't know	12.5	20.2	23.3	26.3	19.6	
N of Valid	80	89	73	38	280	
N of Miss	10	5	8	9	32	

Table 139: On how many occasions have you had alcoholic beverages (beer, wine or hard liquor) to drink in your lifetime - more than just a few sips?








Response	6	8	10	12	Total	
0	83.7	62.6	29.7	23.1	55.2	
1-2	14.0	13.2	17.6	10.3	14.1	
3-5	1.2	13.2	10.8	17.9	9.7	
6-9	1.2	4.4	12.2	2.6	5.2	
10-19	0.0	2.2	5.4	7.7	3.1	
20-39	0.0	2.2	6.8	10.3	3.8	
40+	0.0	2.2	17.6	28.2	9.0	
N of Valid	86	91	74	39	290	
N of Miss	4	3	7	8	22	

Table 140: On how many occasions have you had beer, wine or hard liquor to drink during the past 30 days?

Response	6	8	10	12	Total	
0	100.0	84.6	64.4	55.3	80.2	
1-2	0.0	11.0	17.8	23.7	11.1	
3-5	0.0	3.3	12.3	7.9	5.2	
6-9	0.0	0.0	2.7	5.3	1.4	
10-19	0.0	0.0	1.4	7.9	1.4	
20-39	0.0	1.1	0.0	0.0	0.3	
40+	0.0	0.0	1.4	0.0	0.3	
N of Valid	86	91	73	38	288	
N of Miss	4	3	7	9	23	

Table 141: On how many occasions have you used marijuana (grass, pot) or hashish (hash, hash oil) in your lifetime?

Response	6	8	10	12	Total	
0	96.5	92.3	72.6	71.8	85.8	
1-2	2.3	4.4	9.6	5.1	5.2	
3-5	1.2	1.1	6.8	2.6	2.8	
6-9	0.0	0.0	1.4	7.7	1.4	
10-19	0.0	0.0	2.7	7.7	1.7	
20-39	0.0	0.0	2.7	2.6	1.0	
40+	0.0	2.2	4.1	2.6	2.1	
N of Valid	86	91	73	39	289	
N of Miss	4	3	8	8	23	

Table 142: On how many occasions have you used marijuana (grass, pot) or hashish (hash, hash oil) during the past 30 days?

Response	6	8	10	12	Total	
0	100.0	97.8	91.9	82.1	94.8	
1-2	0.0	1.1	4.1	12.8	3.1	
3-5	0.0	0.0	0.0	2.6	0.3	
6-9	0.0	0.0	0.0	0.0	0.0	
10-19	0.0	1.1	0.0	0.0	0.3	
20-39	0.0	0.0	2.7	0.0	0.7	
40+	0.0	0.0	1.4	2.6	0.7	
N of Valid	86	91	74	39	290	
N of Miss	4	3	7	8	22	

Table 143: On how many occasions have you used LSD or other psychedelics in your lifetime?



Response	6	8	10	12	Total	
0	97.7	100.0	98.6	100.0	99.0	
1-2	2.3	0.0	1.4	0.0	1.0	
3-5	0.0	0.0	0.0	0.0	0.0	
6-9	0.0	0.0	0.0	0.0	0.0	
10-19	0.0	0.0	0.0	0.0	0.0	
20-39	0.0	0.0	0.0	0.0	0.0	
40+	0.0	0.0	0.0	0.0	0.0	
N of Valid	86	91	74	39	290	
N of Miss	4	3	7	8	22	

Table 144: On how many occasions have you used LSD or other psychedelics during the past 30 days?



Response	6	8	10	12	Total	
0	98.8	100.0	100.0	100.0	99.7	
1-2	1.2	0.0	0.0	0.0	0.3	
3-5	0.0	0.0	0.0	0.0	0.0	
6-9	0.0	0.0	0.0	0.0	0.0	
10-19	0.0	0.0	0.0	0.0	0.0	
20-39	0.0	0.0	0.0	0.0	0.0	
40+	0.0	0.0	0.0	0.0	0.0	
N of Valid	86	91	74	39	290	
N of Miss	4	3	7	8	22	

Table 145: On how many occasions have you used cocaine or crack in your lifetime?



Response	6	8	10	12	Total	
0	98.8	100.0	98.6	97.4	99.0	
1-2	1.2	0.0	1.4	2.6	1.0	
3-5	0.0	0.0	0.0	0.0	0.0	
6-9	0.0	0.0	0.0	0.0	0.0	
10-19	0.0	0.0	0.0	0.0	0.0	
20-39	0.0	0.0	0.0	0.0	0.0	
40+	0.0	0.0	0.0	0.0	0.0	
N of Valid	86	91	74	39	290	
N of Miss	4	3	7	8	22	

Table 146: On how many occasions have you used cocaine or crack during the past 30 days?


Response	6	8	10	12	Total	
0	100.0	100.0	100.0	100.0	100.0	
1-2	0.0	0.0	0.0	0.0	0.0	
3-5	0.0	0.0	0.0	0.0	0.0	
6-9	0.0	0.0	0.0	0.0	0.0	
10-19	0.0	0.0	0.0	0.0	0.0	
20-39	0.0	0.0	0.0	0.0	0.0	
40+	0.0	0.0	0.0	0.0	0.0	
N of Valid	85	90	74	38	287	
N of Miss	5	3	7	9	24	

Table 147: On how many occasions have you sniffed glue, breathed the contents of an aerosol spray can, or inhaled other gases or sprays, in order to get high in your lifetime?







Response	6	8	10	12	Total	
0	93.0	86.8	86.5	82.1	87.9	
1-2	5.8	9.9	6.8	10.3	7.9	
3-5	0.0	3.3	5.4	2.6	2.8	
6-9	0.0	0.0	0.0	2.6	0.3	
10-19	0.0	0.0	1.4	2.6	0.7	
20-39	0.0	0.0	0.0	0.0	0.0	
40+	1.2	0.0	0.0	0.0	0.3	
N of Valid	86	91	74	39	290	
N of Miss	4	3	7	8	22	

Table 148: On how many occasions have you sniffed glue, breathed the contents of an aerosol spray can, or inhaled other gases or sprays, in order to get high during the past 30 days?






Response	6	8	10	12	Total	
0	97.7	97.8	91.9	94.9	95.9	
1-2	1.2	1.1	5.4	5.1	2.8	
3-5	0.0	1.1	1.4	0.0	0.7	
6-9	0.0	0.0	1.4	0.0	0.3	
10-19	0.0	0.0	0.0	0.0	0.0	
20-39	0.0	0.0	0.0	0.0	0.0	
40+	1.2	0.0	0.0	0.0	0.3	
N of Valid	86	91	74	39	290	
N of Miss	4	3	7	8	22	

Table 149: On how many occasions have you used phenoxydine (pox, px, breeze) in your lifetime?


Response	6	8	10	12	Total	
0	100.0	100.0	100.0	100.0	100.0	
1-2	0.0	0.0	0.0	0.0	0.0	
3-5	0.0	0.0	0.0	0.0	0.0	
6-9	0.0	0.0	0.0	0.0	0.0	
10-19	0.0	0.0	0.0	0.0	0.0	
20-39	0.0	0.0	0.0	0.0	0.0	
40+	0.0	0.0	0.0	0.0	0.0	
N of Valid	86	91	74	39	290	
N of Miss	4	3	7	8	22	

Table 150: On how many occasions have you used phenoxydine (pox, px, breeze) during the past 30 days?


Response	6	8	10	12	Total	
0	100.0	100.0	100.0	100.0	100.0	
1-2	0.0	0.0	0.0	0.0	0.0	
3-5	0.0	0.0	0.0	0.0	0.0	
6-9	0.0	0.0	0.0	0.0	0.0	
10-19	0.0	0.0	0.0	0.0	0.0	
20-39	0.0	0.0	0.0	0.0	0.0	
40+	0.0	0.0	0.0	0.0	0.0	
N of Valid	86	91	74	39	290	
N of Miss	4	3	7	8	22	

Table 151: On how many occasions have you used sedatives (tranquilizers, such as Valium or Xanax, barbiturates, or sleeping pills) without a doctor telling you to take them, in your lifetime?







Response	6	8	10	12	Total	
0	97.7	92.3	90.5	87.2	92.8	
1-2	1.2	3.3	0.0	0.0	1.4	
3-5	1.2	3.3	2.7	10.3	3.4	
6-9	0.0	1.1	1.4	0.0	0.7	
10-19	0.0	0.0	2.7	2.6	1.0	
20-39	0.0	0.0	0.0	0.0	0.0	
40+	0.0	0.0	2.7	0.0	0.7	
N of Valid	86	91	74	39	290	
N of Miss	4	3	7	8	22	

Table 152: On how many occasions have you used sedatives (tranquilizers, such as Valium or Xanax, barbiturates, or sleeping pills) without a doctor telling you to take them, during the past 30 days?





Response	6	8	10	12	Total	
0	100.0	95.6	90.5	87.2	94.5	
1-2	0.0	4.4	5.4	12.8	4.5	
3-5	0.0	0.0	0.0	0.0	0.0	
6-9	0.0	0.0	2.7	0.0	0.7	
10-19	0.0	0.0	0.0	0.0	0.0	
20-39	0.0	0.0	1.4	0.0	0.3	
40+	0.0	0.0	0.0	0.0	0.0	
N of Valid	86	91	74	39	290	
N of Miss	4	3	7	8	22	

Table 153: On how many occasions have you used methamphetamines (meth, speed, crank, crystal meth) in your lifetime?



Response	6	8	10	12	Total	
0	98.8	100.0	100.0	100.0	99.7	
1-2	0.0	0.0	0.0	0.0	0.0	
3-5	0.0	0.0	0.0	0.0	0.0	
6-9	0.0	0.0	0.0	0.0	0.0	
10-19	0.0	0.0	0.0	0.0	0.0	
20-39	0.0	0.0	0.0	0.0	0.0	
40+	1.2	0.0	0.0	0.0	0.3	
N of Valid	85	91	73	39	288	
N of Miss	5	3	8	8	24	

Table 154: On how many occasions have you used methamphetamines (meth, speed, crank, crystal meth) in the past 30 days?


Response	6	8	10	12	Total	
0	100.0	100.0	100.0	100.0	100.0	
1-2	0.0	0.0	0.0	0.0	0.0	
3-5	0.0	0.0	0.0	0.0	0.0	
6-9	0.0	0.0	0.0	0.0	0.0	
10-19	0.0	0.0	0.0	0.0	0.0	
20-39	0.0	0.0	0.0	0.0	0.0	
40+	0.0	0.0	0.0	0.0	0.0	
N of Valid	86	91	74	39	290	
N of Miss	4	3	7	8	22	

Table 155: On how many occasions have you used stimulants, other than Methamphetamines (such as amphetamines, Ritalin or Dexedrine) without a doctor telling you to take them, in your lifetime?



Response	6	8	10	12	Total	
0	100.0	100.0	98.6	100.0	99.7	
1-2	0.0	0.0	0.0	0.0	0.0	
3-5	0.0	0.0	0.0	0.0	0.0	
6-9	0.0	0.0	0.0	0.0	0.0	
10-19	0.0	0.0	1.4	0.0	0.3	
20-39	0.0	0.0	0.0	0.0	0.0	
40+	0.0	0.0	0.0	0.0	0.0	
N of Valid	86	91	74	39	290	
N of Miss	4	3	7	8	22	

Table 156: On how many occasions have you used stimulants, other than Methamphetamines (such as amphetamines, Ritalin or Dexedrine) without a doctor telling you to take them, during the past 30 days?



Response	6	8	10	12	Total	
0	100.0	100.0	98.6	100.0	99.7	
1-2	0.0	0.0	0.0	0.0	0.0	
3-5	0.0	0.0	0.0	0.0	0.0	
6-9	0.0	0.0	0.0	0.0	0.0	
10-19	0.0	0.0	1.4	0.0	0.3	
20-39	0.0	0.0	0.0	0.0	0.0	
40+	0.0	0.0	0.0	0.0	0.0	
N of Valid	86	91	74	39	290	
N of Miss	4	3	7	8	22	

Table 157: On how many occasions have you used heroin or other opiates in your lifetime?


Response	6	8	10	12	Total	
0	100.0	100.0	100.0	100.0	100.0	
1-2	0.0	0.0	0.0	0.0	0.0	
3-5	0.0	0.0	0.0	0.0	0.0	
6-9	0.0	0.0	0.0	0.0	0.0	
10-19	0.0	0.0	0.0	0.0	0.0	
20-39	0.0	0.0	0.0	0.0	0.0	
40+	0.0	0.0	0.0	0.0	0.0	
N of Valid	85	91	74	39	289	
N of Miss	5	3	7	8	23	

Table 158: On how many occasions have you used heroin or other opiates during the past 30 days?


Response	6	8	10	12	Total	
0	100.0	100.0	100.0	100.0	100.0	
1-2	0.0	0.0	0.0	0.0	0.0	
3-5	0.0	0.0	0.0	0.0	0.0	
6-9	0.0	0.0	0.0	0.0	0.0	
10-19	0.0	0.0	0.0	0.0	0.0	
20-39	0.0	0.0	0.0	0.0	0.0	
40+	0.0	0.0	0.0	0.0	0.0	
N of Valid	85	91	74	39	289	
N of Miss	5	3	7	8	23	

Table 159: On how many occasions have you used MDMA ('X', 'E', or ecstasy) in your lifetime?



Response	6	8	10	12	Total	
0	100.0	98.9	97.3	100.0	99.0	
1-2	0.0	1.1	2.7	0.0	1.0	
3-5	0.0	0.0	0.0	0.0	0.0	
6-9	0.0	0.0	0.0	0.0	0.0	
10-19	0.0	0.0	0.0	0.0	0.0	
20-39	0.0	0.0	0.0	0.0	0.0	
40+	0.0	0.0	0.0	0.0	0.0	
N of Valid	85	91	74	39	289	
N of Miss	5	3	7	8	23	

Table 160: On how many occasions have you used MDMA ('X', 'E', or ecstasy) during the past 30 days?



Response	6	8	10	12	Total	
0	100.0	100.0	98.6	100.0	99.7	
1-2	0.0	0.0	1.4	0.0	0.3	
3-5	0.0	0.0	0.0	0.0	0.0	
6-9	0.0	0.0	0.0	0.0	0.0	
10-19	0.0	0.0	0.0	0.0	0.0	
20-39	0.0	0.0	0.0	0.0	0.0	
40+	0.0	0.0	0.0	0.0	0.0	
N of Valid	83	90	74	39	286	
N of Miss	7	4	7	8	26	

Table 161: On how many occasions have you taken prescription drugs (such as Valium, Xanax, Ritalin, Adderall, OxyContin, Darvocet, or sleeping pills) on your own-that is, without a doctor telling you to take them in your lifetime?








Response	6	8	10	12	Total	
0	95.3	90.1	83.8	74.4	87.9	
1-2	3.5	5.5	2.7	7.7	4.5	
3-5	1.2	1.1	5.4	5.1	2.8	
6-9	0.0	1.1	2.7	5.1	1.7	
10-19	0.0	1.1	2.7	0.0	1.0	
20-39	0.0	0.0	0.0	2.6	0.3	
40+	0.0	1.1	2.7	5.1	1.7	
N of Valid	86	91	74	39	290	
N of Miss	4	3	7	8	22	

Table 162: On how many occasions have you taken prescription drugs (such as Valium, Xanax, Ritalin, Adderall, OxyContin, Darvocet, or sleeping pills) on your own-that is, without a doctor telling you to take them during the past 30 days?







Response	6	8	10	12	Total	
0	100.0	94.5	87.8	82.1	92.8	
1-2	0.0	3.3	5.4	10.3	3.8	
3-5	0.0	1.1	4.1	2.6	1.7	
6-9	0.0	0.0	0.0	5.1	0.7	
10-19	0.0	1.1	1.4	0.0	0.7	
20-39	0.0	0.0	0.0	0.0	0.0	
40+	0.0	0.0	1.4	0.0	0.3	
N of Valid	86	91	74	39	290	
N of Miss	4	3	7	8	22	

Table 163: On how many occasions have you taken non-prescription medicines such as diet pills (for example, Dietac, Dexatrim or Prolamine), stay-awake pills (for example No-Doz, Vivarin, or Wake), or cough or cold medicines (robos, DXM, etc.) to get high in your lifetime?








Response	6	8	10	12	Total	
0	98.8	95.6	89.2	92.3	94.5	
1-2	1.2	3.3	4.1	0.0	2.4	
3-5	0.0	1.1	2.7	0.0	1.0	
6-9	0.0	0.0	1.4	0.0	0.3	
10-19	0.0	0.0	2.7	0.0	0.7	
20-39	0.0	0.0	0.0	5.1	0.7	
40+	0.0	0.0	0.0	2.6	0.3	
N of Valid	86	91	74	39	290	
N of Miss	4	3	7	8	22	

Table 164: On how many occasions have you taken non-prescription medicines such as diet pills (for example, Dietac, Dexatrim or Prolamine), stay-awake pills (for example No-Doz, Vivarin, or Wake), or cough or cold medicines (robos, DXM, etc.) to get high during the past 30 days?






Response	6	8	10	12	Total	
0	100.0	96.7	94.6	94.9	96.9	
1-2	0.0	2.2	1.4	2.6	1.4	
3-5	0.0	0.0	2.7	0.0	0.7	
6-9	0.0	1.1	1.4	0.0	0.7	
10-19	0.0	0.0	0.0	2.6	0.3	
20-39	0.0	0.0	0.0	0.0	0.0	
40+	0.0	0.0	0.0	0.0	0.0	
N of Valid	86	91	74	39	290	
N of Miss	4	3	7	8	22	

Table 165: On how many occasions have you been drunk or very high from drinking alcoholic beverages during the past 30 days?


Response	6	8	10	12	Total	
0	100.0	95.6	77.0	66.7	88.3	
1-2	0.0	3.3	10.8	15.4	5.9	
3-5	0.0	1.1	6.8	10.3	3.4	
6-9	0.0	0.0	1.4	0.0	0.3	
10-19	0.0	0.0	2.7	5.1	1.4	
20-39	0.0	0.0	0.0	0.0	0.0	
40+	0.0	0.0	1.4	2.6	0.7	
N of Valid	86	91	74	39	290	
N of Miss	4	3	7	8	22	

Table 166: On how many occasions have you drunk flavored alcoholic beverages, sometimes called 'alcopops' (like Mike's Hard Lemonade, Smirnoff Ice, Bacardi Breezers, etc.) in your lifetime?


Response	6	8	10	12	Total	
0	95.3	72.2	52.7	35.9	69.2	
1-2	3.5	15.6	13.5	20.5	12.1	
3-5	1.2	5.6	8.1	12.8	5.9	
6-9	0.0	4.4	8.1	7.7	4.5	
10-19	0.0	2.2	4.1	2.6	2.1	
20-39	0.0	0.0	6.8	12.8	3.5	
40+	0.0	0.0	6.8	7.7	2.8	
N of Valid	86	90	74	39	289	
N of Miss	4	4	7	8	23	

Table 167: On how many occasions have you drunk flavored alcoholic beverages, sometimes called 'alcopops' (like Mike's Hard Lemonade, Smirnoff Ice, Bacardi Breezers, etc.) during the past 30 days?


Response	6	8	10	12	Total	
0	100.0	91.2	77.0	71.8	87.6	
1-2	0.0	3.3	9.5	17.9	5.9	
3-5	0.0	2.2	5.4	5.1	2.8	
6-9	0.0	1.1	4.1	5.1	2.1	
10-19	0.0	1.1	1.4	0.0	0.7	
20-39	0.0	1.1	0.0	0.0	0.3	
40+	0.0	0.0	2.7	0.0	0.7	
N of Valid	86	91	74	39	290	
N of Miss	4	3	7	8	22	

Table 168: Think back over the last two weeks. How many times have you had five or more alcoholic drinks in a row?


Response	6	8	10	12	Total	
None	100.0	91.2	73.0	68.4	86.1	
Once	0.0	5.5	13.5	15.8	7.3	
Twice	0.0	1.1	1.4	5.3	1.4	
3-5 times	0.0	1.1	10.8	5.3	3.8	
6-9 times	0.0	0.0	0.0	5.3	0.7	
10 or more times	0.0	1.1	1.4	0.0	0.7	
N of Valid	84	91	74	38	287	
N of Miss	6	3	7	9	25	

Table 169: During the past 30 days, how many times did you ride in a car or other vehicle driven by someone who had been drinking alcohol?


Response	6	8	10	12	Total	
0 times	79.0	78.0	75.7	76.3	77.5	
1 time	8.6	13.2	9.5	7.9	10.2	
2 or 3 times	4.9	6.6	8.1	10.5	7.0	
4 or 5 times	2.5	0.0	1.4	2.6	1.4	
6 or more times	4.9	2.2	5.4	2.6	3.9	
N of Valid	81	91	74	38	284	
N of Miss	9	3	7	9	28	

Table 170: During the past 30 days, how many times did you drive a car or other vehicle when you had been drinking alcohol?

Response	6	8	10	12	Total	
I did not drive a car in the past 30 days	38.6	45.5	29.7	10.8	34.8	
0 times	57.8	52.3	63.5	67.6	58.9	
1 time	0.0	2.3	0.0	8.1	1.8	
2 or 3 times	1.2	0.0	4.1	10.8	2.8	
4 or 5 times	1.2	0.0	0.0	2.7	0.7	
6 or more times	1.2	0.0	2.7	0.0	1.1	
N of Valid	83	88	74	37	282	
N of Miss	6	3	7	9	25	

Table 171: If you drank alcohol (not just a sip or taste) in the past year, how did you usually get it?

Response	6	8	10	12	Total	
I did not drink alcohol in the past year	92.9	73.6	51.4	28.9	67.7	
I bought it myself with a fake ID	0.0	0.0	0.0	2.6	0.4	
I bought it myself without a fake ID	0.0	0.0	0.0	0.0	0.0	
I got it from someone I know age 21 or older	1.2	9.2	20.0	47.4	14.7	
I got it from someone I know under age 21	0.0	1.1	7.1	7.9	3.2	
I got it from my brother or sister	0.0	1.1	2.9	2.6	1.4	
I got it from home with my parents' permission	3.6	1.1	4.3	2.6	2.9	
I got it from home without my parents' permission	0.0	4.6	2.9	0.0	2.2	
I got it from another relative	1.2	2.3	4.3	0.0	2.2	
A stranger bought it for me	0.0	0.0	0.0	0.0	0.0	
I took it from a store or shop	0.0	0.0	0.0	0.0	0.0	
Other	1.2	6.9	7.1	7.9	5.4	
N of Valid	84	87	70	38	279	
N of Miss	6	7	9	9	31	

Table 172: If you drank alcohol (not just a sip or taste) in the past year, where did you usually drink it?

Response	6	8	10	12	Total	
I did not drink alcohol in the past year	94.0	76.7	51.5	30.6	69.6	
at my home	1.2	5.8	10.3	11.1	6.2	
at someone else's home	3.6	10.5	23.5	27.8	13.9	
at an open area like a park, beach, field, back road, woods, or a street corner	0.0	7.0	8.8	27.8	8.1	
at a sporting event or concert	0.0	0.0	0.0	0.0	0.0	
at a restaurant, bar, or a nightclub	0.0	0.0	0.0	0.0	0.0	
at an empty building or a construction site	0.0	0.0	0.0	0.0	0.0	
at a hotel/motel	0.0	0.0	0.0	0.0	0.0	
in a car	0.0	0.0	2.9	2.8	1.1	
at school	1.2	0.0	2.9	0.0	1.1	
N of Valid	83	86	68	36	273	
N of Miss	7	7	10	9	33	

Table 173: During the last month, about how many marijuana cigarettes, or the equivalent, did you smoke a day, on the average?

Response	6	8	10	12	Total	
None	97.6	97.8	77.8	76.3	89.9	
Less than 1 a day	0.0	0.0	5.6	13.2	3.1	
1 a day	0.0	0.0	5.6	0.0	1.4	
2-3 a day	1.2	0.0	5.6	2.6	2.1	
4-6 a day	0.0	1.1	2.8	7.9	2.1	
7-10 a day	0.0	0.0	2.8	0.0	0.7	
11 or more a day	1.2	1.1	0.0	0.0	0.7	
N of Valid	85	91	72	38	286	
N of Miss	5	3	9	9	26	

Table 174: How wrong would most adults (over 21) in your neighborhood think it is for kids your age: to use marijuana?

Response	6	8	10	12	Total	
Very wrong	92.9	77.8	76.4	89.5	83.5	
Wrong	4.8	13.3	6.9	2.6	7.7	
A little bit wrong	2.4	3.3	12.5	2.6	5.3	
Not wrong at all	0.0	5.6	4.2	5.3	3.5	
N of Valid	84	90	72	38	284	
N of Miss	6	4	9	9	28	

Table 175: How wrong would most adults (over 21) in your neighborhood think it is for kids your age: to drink alcohol?

Response	6	8	10	12	Total	
Very wrong	84.5	61.1	55.6	55.3	65.8	
Wrong	8.3	23.3	16.7	21.1	16.9	
A little bit wrong	3.6	12.2	19.4	13.2	11.6	
Not wrong at all	3.6	3.3	8.3	10.5	5.6	
N of Valid	84	90	72	38	284	
N of Miss	6	4	9	9	28	

Table 176: How wrong would most adults (over 21) in your neighborhood think it is for kids your age: to smoke cigarettes?

Response	6	8	10	12	Total	
Very wrong	84.5	56.7	62.5	47.4	65.1	
Wrong	7.1	22.2	13.9	31.6	16.9	
A little bit wrong	6.0	15.6	18.1	15.8	13.4	
Not wrong at all	2.4	5.6	5.6	5.3	4.6	
N of Valid	84	90	72	38	284	
N of Miss	6	4	9	9	28	

Table 177: How much do each of the following statements describe your neighborhood? crime and/or drug selling

Response	6	8	10	12	Total	
NO!	80.0	60.5	64.4	57.9	67.0	
no	11.8	18.6	20.5	26.3	18.1	
yes	4.7	15.1	11.0	10.5	10.3	
YES!	3.5	5.8	4.1	5.3	4.6	
N of Valid	85	86	73	38	282	
N of Miss	5	8	8	9	30	

Table 178: How much do each of the following statements describe your neighborhood? fights

Response	6	8	10	12	Total	
NO!	70.6	48.3	49.3	47.4	55.1	
no	7.1	24.1	26.0	31.6	20.5	
yes	16.5	18.4	19.2	15.8	17.7	
YES!	5.9	9.2	5.5	5.3	6.7	
N of Valid	85	87	73	38	283	
N of Miss	5	7	8	9	29	

Table 179: How much do each of the following statements describe your neighborhood? lots of empty or abandoned buildings

Response	6	8	10	12	Total	
NO!	74.1	47.1	50.7	50.0	56.5	
no	11.8	24.1	28.8	31.6	22.6	
yes	7.1	24.1	13.7	15.8	15.2	
YES!	7.1	4.6	6.8	2.6	5.7	
N of Valid	85	87	73	38	283	
N of Miss	5	7	8	9	29	

Table 180: How much do each of the following statements describe your neighborhood? lots of graffiti

Response	6	8	10	12	Total	
NO!	79.8	73.3	75.3	71.1	75.4	
no	11.9	23.3	17.8	26.3	18.9	
yes	3.6	2.3	6.8	2.6	3.9	
YES!	4.8	1.2	0.0	0.0	1.8	
N of Valid	84	86	73	38	281	
N of Miss	6	8	8	9	31	

Table 181: If I had to move, I would miss the neighborhood I now live in.

Response	6	8	10	12	Total	
NO!	14.1	17.4	15.3	18.9	16.1	
no	5.9	16.3	13.9	8.1	11.4	
yes	24.7	25.6	31.9	37.8	28.6	
YES!	55.3	40.7	38.9	35.1	43.9	
N of Valid	85	86	72	37	280	
N of Miss	5	8	9	10	32	

Table 182: My neighbors notice when I am doing a good job and let me know about it.

Response	6	8	10	12	Total	
NO!	30.6	34.1	30.6	27.0	31.2	
no	24.7	32.9	30.6	21.6	28.3	
yes	23.5	24.7	29.2	35.1	26.9	
YES!	21.2	8.2	9.7	16.2	13.6	
N of Valid	85	85	72	37	279	
N of Miss	5	8	9	10	32	

Table 183: I like my neighborhood.

Response	6	8	10	12	Total	
NO!	8.3	14.1	11.1	8.1	10.8	
no	1.2	15.3	11.1	10.8	9.4	
yes	26.2	41.2	44.4	43.2	37.8	
YES!	64.3	29.4	33.3	37.8	42.1	
N of Valid	84	85	72	37	278	
N of Miss	6	9	9	10	34	

Table 184: There are lots of adults in my neighborhood I could talk to about something important.

Response	6	8	10	12	Total	
NO!	23.8	18.6	22.2	13.5	20.4	
no	15.5	32.6	18.1	24.3	22.6	
yes	36.9	32.6	40.3	35.1	36.2	
YES!	23.8	16.3	19.4	27.0	20.8	
N of Valid	84	86	72	37	279	
N of Miss	6	8	9	10	33	

Table 185: I'd like to get out of my neighborhood.

Response	6	8	10	12	Total	
NO!	63.5	34.5	38.9	29.7	43.8	
no	22.4	33.3	38.9	40.5	32.4	
yes	4.7	18.4	12.5	16.2	12.5	
YES!	9.4	13.8	9.7	13.5	11.4	
N of Valid	85	87	72	37	281	
N of Miss	5	7	9	10	31	

Table 186: There are people in my neighborhood who are proud of me when I do something well.

Response	6	8	10	12	Total	
NO!	20.2	12.8	23.9	10.8	17.6	
no	14.3	17.4	14.1	18.9	15.8	
yes	32.1	52.3	46.5	48.6	44.2	
YES!	33.3	17.4	15.5	21.6	22.3	
N of Valid	84	86	71	37	278	
N of Miss	6	8	10	10	34	

Table 187: There are people in my neighborhood who encourage me to do my best.

Response	6	8	10	12	Total	
NO!	20.0	11.9	21.1	11.1	16.7	
no	18.8	20.2	12.7	16.7	17.4	
yes	27.1	47.6	46.5	52.8	41.7	
YES!	34.1	20.2	19.7	19.4	24.3	
N of Valid	85	84	71	36	276	
N of Miss	5	10	10	11	36	

Table 188: I feel safe in my neighborhood.

Response	6	8	10	12	Total	
NO!	9.5	5.8	8.5	5.6	7.6	
no	6.0	12.8	14.1	11.1	10.8	
yes	31.0	45.3	42.3	55.6	41.5	
YES!	53.6	36.0	35.2	27.8	40.1	
N of Valid	84	86	71	36	277	
N of Miss	6	8	10	11	35	

Table 189: Which of the following activities for people your age are available in your community? sports teams?



Response	6	8	10	12	Total	
No	10.6	16.3	12.5	16.7	13.6	
Yes	89.4	83.7	87.5	83.3	86.4	
N of Valid	85	86	72	36	279	
N of Miss	5	8	9	11	33	

Table 190: Which of the following activities for people your age are available in your community? scouting?



Response	6	8	10	12	Total	
No	29.8	51.2	60.6	55.6	47.6	
Yes	70.2	48.8	39.4	44.4	52.4	
N of Valid	84	84	71	36	275	
N of Miss	6	10	10	11	37	

Table 191: Which of the following activities for people your age are available in your community? boys and girls clubs?



Response	6	8	10	12	Total	
No	60.2	58.3	63.4	72.2	62.0	
Yes	39.8	41.7	36.6	27.8	38.0	
N of Valid	83	84	71	36	274	
N of Miss	7	10	10	11	38	

Table 192: Which of the following activities for people your age are available in your community? 4-H clubs?



Response	6	8	10	12	Total	
No	35.7	50.0	48.6	57.1	46.2	
Yes	64.3	50.0	51.4	42.9	53.8	
N of Valid	84	82	72	35	273	
N of Miss	6	12	9	12	39	

Table 193: Which of the following activities for people your age are available in your community? service clubs?



Response	6	8	10	12	Total	
No	39.8	56.6	58.3	58.3	52.2	
Yes	60.2	43.4	41.7	41.7	47.8	
N of Valid	83	83	72	36	274	
N of Miss	7	11	9	11	38	

Table 194: If a kid smoked marijuana in your neighborhood would he or she be caught by the police?





Response	6	8	10	12	Total	
NO!	9.4	17.6	34.7	22.2	20.1	
no	22.4	35.3	41.7	52.8	35.3	
yes	29.4	27.1	18.1	22.2	24.8	
YES!	38.8	20.0	5.6	2.8	19.8	
N of Valid	85	85	72	36	278	
N of Miss	5	9	9	11	34	

Table 195: If a kid drank some beer, wine or hard liquor (for example, vodka, whiskey, or gin) in your neighborhood would he or she be caught by the police?





Response	6	8	10	12	Total	
NO!	11.8	24.7	34.7	22.2	23.0	
no	18.8	44.7	44.4	61.1	38.8	
yes	35.3	20.0	15.3	16.7	23.0	
YES!	34.1	10.6	5.6	0.0	15.1	
N of Valid	85	85	72	36	278	
N of Miss	5	9	9	11	34	

Table 196: If a kid carried a handgun in your neighborhood would he or she be caught by the police?





Response	6	8	10	12	Total	
NO!	17.6	20.0	29.2	13.9	20.9	
no	15.3	36.5	31.9	47.2	30.2	
yes	30.6	23.5	27.8	27.8	27.3	
YES!	36.5	20.0	11.1	11.1	21.6	
N of Valid	85	85	72	36	278	
N of Miss	5	9	9	11	34	

Table 197: If you wanted to get some cigarettes, how easy would it be for you to get some?





Response	6	8	10	12	Total	
Very hard	72.3	41.7	17.4	5.6	40.1	
Sort of hard	12.0	15.5	7.2	2.8	10.7	
Sort of easy	6.0	20.2	26.1	11.1	16.2	
Very easy	9.6	22.6	49.3	80.6	33.1	
N of Valid	83	84	69	36	272	
N of Miss	6	10	12	11	39	

Table 198: If you wanted to get some beer, wine or hard liquor (for example, vodka, whiskey, or gin), how easy would it be for you to get some?





Response	6	8	10	12	Total	
Very hard	76.5	36.1	18.8	8.3	40.1	
Sort of hard	8.6	22.9	8.7	2.8	12.3	
Sort of easy	9.9	19.3	29.0	44.4	22.3	
Very easy	4.9	21.7	43.5	44.4	25.3	
N of Valid	81	83	69	36	269	
N of Miss	9	11	12	11	43	

Table 199: If you wanted to get a drug like cocaine, LSD, or amphetamines, how easy would it be for you to get some?





Response	6	8	10	12	Total	
Very hard	89.2	76.2	62.3	52.8	73.5	
Sort of hard	8.4	14.3	11.6	25.0	13.2	
Sort of easy	2.4	6.0	15.9	5.6	7.4	
Very easy	0.0	3.6	10.1	16.7	5.9	
N of Valid	83	84	69	36	272	
N of Miss	7	10	12	11	40	

Table 200: If you wanted to get a handgun, how easy would it be for you to get one?





Response	6	8	10	12	Total	
Very hard	74.4	48.8	33.3	44.4	52.0	
Sort of hard	11.0	17.9	24.6	19.4	17.7	
Sort of easy	6.1	13.1	13.0	13.9	11.1	
Very easy	8.5	20.2	29.0	22.2	19.2	
N of Valid	82	84	69	36	271	
N of Miss	7	10	12	11	40	

Table 201: If you wanted to get some marijuana, how easy would it be for you to get some?





Response	6	8	10	12	Total	
Very hard	86.7	66.7	31.9	27.8	58.8	
Sort of hard	7.2	13.1	10.1	11.1	10.3	
Sort of easy	3.6	8.3	24.6	19.4	12.5	
Very easy	2.4	11.9	33.3	41.7	18.4	
N of Valid	83	84	69	36	272	
N of Miss	7	10	12	11	40	

Table 202: During the past 12 months, have you participated in any alcohol prevention programs or seen any alcohol prevention messages in your school or community? Yes, a school-based program focused on preventing underage drinking and/or drinking and driving.



Response	6	8	10	12	Total	
No	47.8	67.0	80.2	87.2	67.9	
Yes	52.2	33.0	19.8	12.8	32.1	
N of Valid	90	94	81	47	312	
N of Miss	0	0	0	0	0	

Table 203: During the past 12 months, have you participated in any alcohol prevention programs or seen any alcohol prevention messages in your school or community? Yes, a community-based program focused on preventing underage drinking and/or drinking and driving (for example, through your church or temple or through youth groups like Boys and Girls Club or 4-H).



Response	6	8	10	12	Total	
No	88.9	94.7	97.5	95.7	93.9	
Yes	11.1	5.3	2.5	4.3	6.1	
N of Valid	90	94	81	47	312	
N of Miss	0	0	0	0	0	

Table 204: During the past 12 months, have you participated in any alcohol prevention programs or seen any alcohol prevention messages in your school or community? Yes, a media campaign addressing underage drinking and/or drinking and driving (for example, newspaper ads, posters, pamphlets, radio, TV).



Response	6	8	10	12	Total	
No	91.1	87.2	97.5	91.5	91.7	
Yes	8.9	12.8	2.5	8.5	8.3	
N of Valid	90	94	81	47	312	
N of Miss	0	0	0	0	0	

Table 205: During the past 12 months, have you participated in any alcohol prevention programs or seen any alcohol prevention messages in your school or community? No



Response	6	8	10	12	Total	
No	57.8	53.2	38.3	48.9	50.0	
Yes	42.2	46.8	61.7	51.1	50.0	
N of Valid	90	94	81	47	312	
N of Miss	0	0	0	0	0	

Table 206: How wrong do your parents feel it would be for YOU to: drink beer, wine or hard liquor (for example, vodka, whiskey or gin) regularly?





Response	6	8	10	12	Total	
Very wrong	91.7	78.4	59.1	57.1	75.1	
Wrong	6.0	14.8	25.8	20.0	15.4	
A little bit wrong	1.2	6.8	13.6	17.1	8.1	
Not wrong at all	1.2	0.0	1.5	5.7	1.5	
N of Valid	84	88	66	35	273	
N of Miss	6	6	14	12	38	

Table 207: How wrong do your parents feel it would be for YOU to: smoke cigarettes?





Response	6	8	10	12	Total	
Very wrong	91.7	88.6	70.1	65.7	82.1	
Wrong	7.1	5.7	22.4	17.1	11.7	
A little bit wrong	0.0	3.4	7.5	11.4	4.4	
Not wrong at all	1.2	2.3	0.0	5.7	1.8	
N of Valid	84	88	67	35	274	
N of Miss	6	6	14	12	38	

Table 208: How wrong do your parents feel it would be for YOU to: smoke marijuana?





Response	6	8	10	12	Total	
Very wrong	96.4	94.2	85.1	82.9	91.2	
Wrong	2.4	2.3	11.9	5.7	5.1	
A little bit wrong	0.0	0.0	3.0	2.9	1.1	
Not wrong at all	1.2	3.5	0.0	8.6	2.6	
N of Valid	84	86	67	35	272	
N of Miss	6	8	14	12	40	

Table 209: How wrong do your parents feel it would be for YOU to: steal something worth more than \$5?





Response	6	8	10	12	Total	
Very wrong	94.0	88.5	85.1	85.7	89.0	
Wrong	4.8	9.2	11.9	11.4	8.8	
A little bit wrong	0.0	2.3	3.0	2.9	1.8	
Not wrong at all	1.2	0.0	0.0	0.0	0.4	
N of Valid	83	87	67	35	272	
N of Miss	7	7	14	12	40	

Table 210: How wrong do your parents feel it would be for YOU to: draw graffiti, write things, or draw pictures on buildings or other property (without the owner's permission)?





Response	6	8	10	12	Total	
Very wrong	88.1	76.1	83.6	77.1	81.8	
Wrong	6.0	13.6	10.4	17.1	10.9	
A little bit wrong	3.6	8.0	4.5	5.7	5.5	
Not wrong at all	2.4	2.3	1.5	0.0	1.8	
N of Valid	84	88	67	35	274	
N of Miss	6	6	14	12	38	

Table 211: How wrong do your parents feel it would be for YOU to: pick a fight with someone?





Response	6	8	10	12	Total	
Very wrong	76.2	55.7	61.2	62.9	64.2	
Wrong	14.3	29.5	23.9	25.7	23.0	
A little bit wrong	7.1	12.5	10.4	5.7	9.5	
Not wrong at all	2.4	2.3	4.5	5.7	3.3	
N of Valid	84	88	67	35	274	
N of Miss	6	6	14	12	38	

Table 212: During the past 12 months, have you talked with at least one of your parents about the dangers of underage drinking and/or drinking and driving? By parents, we mean either your biological parents, adoptive parents, stepparents, or adult guardians - whether or not they live with you.



Response	6	8	10	12	Total	
No	56.1	68.7	69.8	60.0	63.9	
Yes	43.9	31.3	30.2	40.0	36.1	
N of Valid	82	83	63	35	263	
N of Miss	8	11	18	12	49	

Table 213: Have any of your brothers or sisters ever: drunk beer, wine or hard liquor (for example, vodka, whiskey or gin)?




Response	6	8	10	12	Total	
No	73.5	47.7	40.0	38.2	52.6	
Yes	21.7	46.6	55.4	58.8	42.6	
I don't have any brothers or sisters	4.8	5.7	4.6	2.9	4.8	
N of Valid	83	88	65	34	270	
N of Miss	7	6	16	13	42	

Table 214: Have any of your brothers or sisters ever: smoked marijuana?




Response	6	8	10	12	Total	
No	88.0	78.2	70.8	55.9	76.6	
Yes	7.2	16.1	24.6	41.2	18.6	
I don't have any brothers or sisters	4.8	5.7	4.6	2.9	4.8	
N of Valid	83	87	65	34	269	
N of Miss	7	7	16	13	43	

Table 215: Have any of your brothers or sisters ever: smoked cigarettes?




Response	6	8	10	12	Total	
No	67.9	55.2	56.9	44.1	58.1	
Yes	27.4	39.1	38.5	52.9	37.0	
I don't have any brothers or sisters	4.8	5.7	4.6	2.9	4.8	
N of Valid	84	87	65	34	270	
N of Miss	6	7	16	13	42	

Table 216: Have any of your brothers or sisters ever: taken a handgun to school?




Response	6	8	10	12	Total	
No	94.0	94.3	92.3	97.1	94.1	
Yes	1.2	0.0	1.5	0.0	0.7	
I don't have any brothers or sisters	4.8	5.7	6.2	2.9	5.2	
N of Valid	83	87	65	34	269	
N of Miss	7	7	16	13	43	

Table 217: Have any of your brothers or sisters ever: been suspended or expelled from school?




Response	6	8	10	12	Total	
No	69.0	61.6	63.1	70.6	65.4	
Yes	26.2	32.6	32.3	26.5	29.7	
I don't have any brothers or sisters	4.8	5.8	4.6	2.9	4.8	
N of Valid	84	86	65	34	269	
N of Miss	6	8	16	13	43	

Table 218: The rules in my family are clear.





Response	6	8	10	12	Total	
NO!	3.6	4.5	4.5	2.9	4.0	
no	8.3	9.1	6.1	14.3	8.8	
yes	21.4	34.1	33.3	28.6	29.3	
YES!	66.7	52.3	56.1	54.3	57.9	
N of Valid	84	88	66	35	273	
N of Miss	6	6	15	12	39	

Table 219: People in my family often insult or yell at each other.

Response	6	8	10	12	Total	
NO!	42.2	20.7	30.8	20.0	29.6	
no	28.9	40.2	33.8	40.0	35.2	
yes	13.3	27.6	27.7	31.4	23.7	
YES!	15.7	11.5	7.7	8.6	11.5	
N of Valid	83	87	65	35	270	
N of Miss	7	6	16	12	41	

Table 220: When I am not at home, one of my parents knows where I am and who I am with.

Response	6	8	10	12	Total	
NO!	6.0	3.4	3.1	2.9	4.1	
no	3.6	2.3	10.8	17.1	6.6	
yes	21.7	47.7	40.0	40.0	36.9	
YES!	68.7	46.6	46.2	40.0	52.4	
N of Valid	83	88	65	35	271	
N of Miss	7	6	16	12	41	

Table 221: We argue about the same things in my family over and over.

Response	6	8	10	12	Total	
NO!	44.6	20.5	23.8	20.0	28.6	
no	27.7	34.1	33.3	40.0	32.7	
yes	16.9	29.5	31.7	28.6	26.0	
YES!	10.8	15.9	11.1	11.4	12.6	
N of Valid	83	88	63	35	269	
N of Miss	7	6	18	12	43	

Table 222: If you drank some beer or wine or liquor (for example, vodka, whiskey, or gin) without your parents' permission, would you be caught by your parents?

Response	6	8	10	12	Total	
NO!	9.6	14.8	12.7	22.9	13.8	
no	6.0	19.3	36.5	48.6	23.0	
yes	10.8	22.7	25.4	14.3	18.6	
YES!	73.5	43.2	25.4	14.3	44.6	
N of Valid	83	88	63	35	269	
N of Miss	7	6	18	12	43	

Table 223: My family has clear rules about alcohol and drug use.

Response	6	8	10	12	Total	
NO!	6.0	2.3	4.8	8.6	4.8	
no	6.0	3.4	23.8	20.0	11.1	
yes	11.9	33.0	19.0	37.1	23.7	
YES!	76.2	61.4	52.4	34.3	60.4	
N of Valid	84	88	63	35	270	
N of Miss	6	6	18	12	42	

Table 224: If you carried a handgun without your parents' permission, would you be caught by your parents?

Response	6	8	10	12	Total	
NO!	6.0	4.5	9.8	11.4	7.1	
no	3.6	10.2	14.8	22.9	10.8	
yes	9.5	26.1	21.3	37.1	21.3	
YES!	81.0	59.1	54.1	28.6	60.8	
N of Valid	84	88	61	35	268	
N of Miss	6	6	19	12	43	

Table 225: If you skipped school would you be caught by your parents?





Response	6	8	10	12	Total	
NO!	8.3	8.0	7.9	5.7	7.8	
no	4.8	12.5	14.3	14.3	10.7	
yes	13.1	25.0	23.8	42.9	23.3	
YES!	73.8	54.5	54.0	37.1	58.1	
N of Valid	84	88	63	35	270	
N of Miss	6	6	18	12	42	

Table 226: Do you feel very close to your mother?





Response	6	8	10	12	Total	
NO!	9.5	8.0	12.9	2.9	9.0	
no	9.5	16.1	14.5	11.4	13.1	
yes	15.5	27.6	22.6	45.7	25.0	
YES!	65.5	48.3	50.0	40.0	53.0	
N of Valid	84	87	62	35	268	
N of Miss	6	7	19	12	44	

Table 227: Do you share your thoughts and feelings with your mother?





Response	6	8	10	12	Total	
NO!	21.7	12.6	24.2	14.3	18.4	
no	13.3	26.4	16.1	17.1	18.7	
yes	22.9	24.1	25.8	34.3	25.5	
YES!	42.2	36.8	33.9	34.3	37.5	
N of Valid	83	87	62	35	267	
N of Miss	7	7	19	12	45	

Table 228: My parents ask me what I think before most family decisions affecting me are made.

Response	6	8	10	12	Total	
NO!	14.3	19.3	6.3	11.4	13.7	
no	19.0	21.6	30.2	34.3	24.4	
yes	26.2	35.2	39.7	31.4	33.0	
YES!	40.5	23.9	23.8	22.9	28.9	
N of Valid	84	88	63	35	270	
N of Miss	6	6	18	12	42	

Table 229: Do you share your thoughts and feelings with your father?

Response	6	8	10	12	Total	
NO!	27.7	29.9	27.0	34.3	29.1	
no	16.9	32.2	36.5	22.9	27.2	
yes	25.3	18.4	25.4	34.3	24.3	
YES!	30.1	19.5	11.1	8.6	19.4	
N of Valid	83	87	63	35	268	
N of Miss	7	7	18	12	44	

Table 230: Do you enjoy spending time with your mother?

Response	6	8	10	12	Total	
NO!	7.1	6.9	13.3	5.7	8.3	
no	3.6	6.9	11.7	11.4	7.5	
yes	17.9	39.1	28.3	45.7	30.8	
YES!	71.4	47.1	46.7	37.1	53.4	
N of Valid	84	87	60	35	266	
N of Miss	6	7	20	12	45	

Table 231: Do you enjoy spending time with your father?

Response	6	8	10	12	Total	
NO!	9.9	11.5	22.6	20.0	14.7	
no	3.7	10.3	14.5	11.4	9.4	
yes	24.7	35.6	33.9	48.6	33.6	
YES!	61.7	42.5	29.0	20.0	42.3	
N of Valid	81	87	62	35	265	
N of Miss	8	7	19	12	46	

Table 232: If I had a personal problem, I could ask my mom or dad for help.

Response	6	8	10	12	Total	
NO!	8.5	5.7	11.5	8.6	8.3	
no	9.8	17.0	18.0	17.1	15.0	
yes	23.2	29.5	36.1	34.3	29.7	
YES!	58.5	47.7	34.4	40.0	47.0	
N of Valid	82	88	61	35	266	
N of Miss	8	6	20	12	46	

Table 233: Do you feel very close to your father?

Response	6	8	10	12	Total	
NO!	10.8	12.6	25.8	28.6	17.2	
no	12.0	20.7	22.6	17.1	18.0	
yes	21.7	26.4	21.0	37.1	25.1	
YES!	55.4	40.2	30.6	17.1	39.7	
N of Valid	83	87	62	35	267	
N of Miss	7	7	19	12	45	

Table 234: My parents give me lots of chances to do fun things with them.

Response	6	8	10	12	Total	
NO!	13.3	6.8	14.8	11.4	11.2	
no	6.0	20.5	24.6	22.9	17.2	
yes	25.3	36.4	29.5	45.7	32.6	
YES!	55.4	36.4	31.1	20.0	39.0	
N of Valid	83	88	61	35	267	
N of Miss	6	6	20	12	44	

Table 235: My parents ask if I've gotten my homework done.

Response	6	8	10	12	Total	
NO!	1.2	4.5	4.9	5.9	3.7	
no	3.6	10.2	11.5	20.6	9.7	
yes	20.2	34.1	42.6	50.0	33.7	
YES!	75.0	51.1	41.0	23.5	52.8	
N of Valid	84	88	61	34	267	
N of Miss	6	6	20	13	45	

Table 236: People in my family have serious arguments.

Response	6	8	10	12	Total	
NO!	34.5	13.6	25.0	14.7	22.9	
no	38.1	48.9	43.3	55.9	45.1	
yes	13.1	23.9	21.7	26.5	20.3	
YES!	14.3	13.6	10.0	2.9	11.7	
N of Valid	84	88	60	34	266	
N of Miss	6	6	21	13	46	

Table 237: Would your parents know if you did not come home on time?

Response	6	8	10	12	Total	
NO!	2.4	4.5	4.9	5.9	4.1	
no	7.2	6.8	14.8	11.8	9.4	
yes	24.1	38.6	34.4	52.9	35.0	
YES!	66.3	50.0	45.9	29.4	51.5	
N of Valid	83	88	61	34	266	
N of Miss	7	6	20	13	46	

Table 238: It is important to be honest with your parents, even if they become upset or you get punished.

Response	6	8	10	12	Total	
NO!	2.4	2.3	6.6	5.9	3.8	
no	4.8	9.3	16.4	5.9	9.1	
yes	26.2	37.2	32.8	41.2	33.2	
YES!	66.7	51.2	44.3	47.1	54.0	
N of Valid	84	86	61	34	265	
N of Miss	6	8	20	13	47	

Table 239: My parents notice when I am doing a good job and let me know about it.

Response	6	8	10	12	Total	
Never or Almost Never	10.8	5.8	8.5	9.1	8.4	
Sometimes	16.9	24.4	27.1	36.4	24.1	
Often	32.5	36.0	30.5	24.2	32.2	
All the time	39.8	33.7	33.9	30.3	35.2	
N of Valid	83	86	59	33	261	
N of Miss	7	8	22	14	51	

Table 240: How often do your parents tell you they're proud of you for something you've done?





Response	6	8	10	12	Total	
Never or Almost Never	10.8	9.4	11.9	9.1	10.4	
Sometimes	16.9	20.0	16.9	30.3	19.6	
Often	30.1	43.5	40.7	30.3	36.9	
All the time	42.2	27.1	30.5	30.3	33.1	
N of Valid	83	85	59	33	260	
N of Miss	7	9	22	14	52	

Table 241: How many brothers and sisters, including stepbrothers and stepsisters, do you have that are younger than you?








Response	6	8	10	12	Total	
0	41.0	41.4	44.1	29.4	40.3	
1	27.7	19.5	23.7	38.2	25.5	
2	12.0	13.8	18.6	11.8	14.1	
3	8.4	10.3	1.7	8.8	7.6	
4	2.4	4.6	1.7	8.8	3.8	
5	3.6	1.1	0.0	0.0	1.5	
6 or more	4.8	9.2	10.2	2.9	7.2	
N of Valid	83	87	59	34	263	
N of Miss	7	7	22	13	49	

Table 242: How many brothers and sisters, including stepbrothers and stepsisters, do you have that are older than you?








Response	6	8	10	12	Total	
0	26.2	27.6	32.2	35.3	29.2	
1	25.0	26.4	35.6	32.4	28.8	
2	19.0	18.4	15.3	11.8	17.0	
3	14.3	10.3	3.4	8.8	9.8	
4	7.1	4.6	6.8	8.8	6.4	
5	1.2	5.7	0.0	0.0	2.3	
6 or more	7.1	6.9	6.8	2.9	6.4	
N of Valid	84	87	59	34	264	
N of Miss	6	7	22	13	48	

Table 243: Have you changed homes in the past year (the last 12 months)?



Response	6	8	10	12	Total	
No	65.1	76.5	69.0	82.4	71.9	
Yes	34.9	23.5	31.0	17.6	28.1	
N of Valid	83	85	58	34	260	
N of Miss	7	9	22	13	51	

Table 244: How many times have you changed homes since kindergarten?






Response	6	8	10	12	Total	
Never	32.5	33.3	43.9	26.5	34.5	
1 or 2 times	26.5	33.3	17.5	29.4	27.1	
3 or 4 times	16.9	15.5	19.3	20.6	17.4	
5 or 6 times	12.0	7.1	8.8	8.8	9.3	
7 or more times	12.0	10.7	10.5	14.7	11.6	
N of Valid	83	84	57	34	258	
N of Miss	7	10	24	13	54	

Table 245: Have you changed schools (including changing from elementary to middle and middle to high school) in the past year?



Response	6	8	10	12	Total	
No	49.4	67.9	76.3	88.2	66.5	
Yes	50.6	32.1	23.7	11.8	33.5	
N of Valid	83	84	59	34	260	
N of Miss	7	10	22	13	52	

Table 246: How many times have you changed schools since kindergarten (including changing from elementary to middle and middle to high school)?






Response	6	8	10	12	Total	
Never	41.0	20.9	31.0	27.3	30.4	
1 or 2 times	41.0	41.9	37.9	36.4	40.0	
3 or 4 times	7.2	20.9	17.2	21.2	15.8	
5 or 6 times	7.2	9.3	12.1	6.1	8.8	
7 or more times	3.6	7.0	1.7	9.1	5.0	
N of Valid	83	86	58	33	260	
N of Miss	6	8	23	14	51	

Table 247: Has anyone in your family ever had severe alcohol or drug problems?



Response	6	8	10	12	Total	
No	60.2	59.5	65.5	51.5	60.1	
Yes	39.8	40.5	34.5	48.5	39.9	
N of Valid	83	84	58	33	258	
N of Miss	7	10	23	14	54	

Table 248: About how many adults (over 21) have you known personally who in the past year have: used marijuana, crack, cocaine, or other drugs?






Response	6	8	10	12	Total	
0	73.5	62.4	52.5	39.4	60.8	
1	12.0	14.1	23.7	9.1	15.0	
2	6.0	7.1	8.5	18.2	8.5	
3-4	4.8	2.4	8.5	9.1	5.4	
5+	3.6	14.1	6.8	24.2	10.4	
N of Valid	83	85	59	33	260	
N of Miss	7	9	22	14	52	

Table 249: About how many adults (over 21) have you known personally who in the past year have: sold or dealt drugs?






Response	6	8	10	12	Total	
0	88.0	75.3	79.7	45.5	76.5	
1	7.2	10.6	5.1	12.1	8.5	
2	1.2	3.5	6.8	18.2	5.4	
3-4	1.2	2.4	6.8	6.1	3.5	
5+	2.4	8.2	1.7	18.2	6.2	
N of Valid	83	85	59	33	260	
N of Miss	7	9	22	14	52	

Table 250: About how many adults (over 21) have you known personally who in the past year have: done other things that could get them in trouble with the police, like stealing, selling stolen goods, mugging or assaulting others, etc.?






Response	6	8	10	12	Total	
0	78.3	63.5	54.2	42.4	63.5	
1	12.0	14.1	28.8	15.2	16.9	
2	3.6	5.9	8.5	21.2	7.7	
3-4	2.4	5.9	1.7	3.0	3.5	
5+	3.6	10.6	6.8	18.2	8.5	
N of Valid	83	85	59	33	260	
N of Miss	7	9	22	14	52	

Table 251: About how many adults (over 21) have you known personally who in the past year have: gotten drunk or high?






Response	6	8	10	12	Total	
0	61.4	38.8	37.3	18.2	43.1	
1	18.1	22.4	23.7	12.1	20.0	
2	3.6	10.6	13.6	24.2	10.8	
3-4	9.6	5.9	3.4	3.0	6.2	
5+	7.2	22.4	22.0	42.4	20.0	
N of Valid	83	85	59	33	260	
N of Miss	7	9	22	14	52	

Table 252: Have you seen or heard information about underage drinking in the past 12 months from the following sources? Radio



Response	6	8	10	12	Total	
No	40.2	48.8	37.3	27.3	40.8	
Yes	59.8	51.2	62.7	72.7	59.2	
N of Valid	82	86	59	33	260	
N of Miss	8	8	22	14	52	

Table 253: Have you seen or heard information about underage drinking in the past 12 months from the following sources? TV.



Response	6	8	10	12	Total	
No	23.5	15.3	16.9	9.1	17.4	
Yes	76.5	84.7	83.1	90.9	82.6	
N of Valid	81	85	59	33	258	
N of Miss	9	9	22	14	54	

Table 254: Have you seen or heard information about underage drinking in the past 12 months from the following sources? Print. This includes information on underage drinking you may have seen in the newspaper, on a billboard, in pamphlets, on stickers, etc.



Response	6	8	10	12	Total	
No	41.5	41.9	40.7	30.3	40.0	
Yes	58.5	58.1	59.3	69.7	60.0	
N of Valid	82	86	59	33	260	
N of Miss	8	8	22	14	52	

Table 255: Have you seen or heard information about underage drinking in the past 12 months from the following sources? Website or social media? (Facebook, Myspace, website, etc.)



Response	6	8	10	12	Total	
No	46.3	37.2	42.4	27.3	40.0	
Yes	53.7	62.8	57.6	72.7	60.0	
N of Valid	82	86	59	33	260	
N of Miss	8	8	22	14	52	

Table 256: The next questions ask about your opinions of the information you saw or heard. If you have seen or heard more than one ad, please think about your favorite ad when answering these questions. The information about underage drinking that I saw or heard was convincing.

Response	6	8	10	12	Total	
NO!	30.0	11.9	21.1	15.6	20.2	
no	8.8	13.1	28.1	12.5	15.0	
yes	12.5	42.9	19.3	40.6	27.7	
YES!	37.5	23.8	28.1	18.8	28.5	
I have not seen or heard any ads about underage drinking in the past 12 months.	11.3	8.3	3.5	12.5	8.7	
N of Valid	80	84	57	32	253	
N of Miss	10	10	24	15	59	

Table 257: The next questions ask about your opinions of the information you saw or heard. If you have seen or heard more than one ad, please think about your favorite ad when answering these questions. The information about underage drinking that I saw or heard grabbed my attention.

Response	6	8	10	12	Total	
NO!	22.2	6.0	17.5	15.6	15.0	
no	4.9	23.8	29.8	18.8	18.5	
yes	22.2	27.4	22.8	37.5	26.0	
YES!	38.3	29.8	22.8	15.6	29.1	
I have not seen or heard any ads about underage drinking in the past 12 months.	12.3	13.1	7.0	12.5	11.4	
N of Valid	81	84	57	32	254	
N of Miss	9	10	24	15	58	

Table 258: The next questions ask about your opinions of the information you saw or heard. If you have seen or heard more than one ad, please think about your favorite ad when answering these questions. The information about underage drinking that I saw or heard said something important to me.

Response	6	8	10	12	Total	
NO!	25.0	10.7	19.3	16.1	17.9	
no	12.5	15.5	22.8	25.8	17.5	
yes	12.5	31.0	28.1	25.8	23.8	
YES!	32.5	29.8	22.8	19.4	27.8	
I have not seen or heard any ads about underage drinking in the past 12 months.	17.5	13.1	7.0	12.9	13.1	
N of Valid	80	84	57	31	252	
N of Miss	10	10	24	16	60	

Table 259: The next questions ask about your opinions of the information you saw or heard. If you have seen or heard more than one ad, please think about your favorite ad when answering these questions. Seeing or hearing this information about underage drinking made me want to stop or decrease my drinking.










Response	6	8	10	12	Total	
NO!	29.8	16.9	18.2	22.6	21.4	
no	3.5	10.4	25.5	22.6	14.1	
yes	12.3	19.5	14.5	25.8	17.3	
YES!	28.1	24.7	32.7	12.9	25.9	
I have not seen or heard any ads about underage drinking in the past 12 months.	26.3	28.6	9.1	16.1	21.4	
N of Valid	57	77	55	31	220	
N of Miss	33	17	26	16	92	

Table 260: How honest were you in filling out this survey?

Response	6	8	10	12	Total	
I was very honest	89.0	86.0	81.4	78.1	84.9	
I was honest pretty much of the time	8.5	14.0	16.9	15.6	13.1	
I was honest some of the time	2.4	0.0	0.0	6.3	1.5	
I was honest once in a while	0.0	0.0	1.7	0.0	0.4	
I was not honest at all	0.0	0.0	0.0	0.0	0.0	
N of Valid	82	86	59	32	259	
N of Miss	8	8	22	15	53	