

# 2014 APNA

Arkansas Prevention Needs Assessment Student Survey



Prairie County Tables

Arkansas Department of Human Services  
**Division of Behavioral Health Services**  
Prevention Services

Conducted by International Survey Associates dba Pride Surveys



## Contents

1	INTRODUCTION	11
2	PERCENTAGE TABLES	16

## List of Tables

1	Sex	17
2	Age	17
3	Are you Hispanic or Latino?	17
4	What is your race? Black or African American	18
5	What is your race? Asian	18
6	What is your race? American Indian	18
7	What is your race? Alaska Native	18
8	What is your race? White	19
9	What is your race? Native Hawaiian or Other Pacific Islander	19
10	What is your race? Other	19
11	What is the highest level of schooling completed by your mother or father?	20
12	Think of where you live most of the time. Which of the following people live there with you? Mother	20
13	Think of where you live most of the time. Which of the following people live there with you? Stepmother	20
14	Think of where you live most of the time. Which of the following people live there with you? Foster Mother	21
15	Think of where you live most of the time. Which of the following people live there with you? Grandmother	21
16	Think of where you live most of the time. Which of the following people live there with you? Aunt	21
17	Think of where you live most of the time. Which of the following people live there with you? Father	21
18	Think of where you live most of the time. Which of the following people live there with you? Stepfather	22
19	Think of where you live most of the time. Which of the following people live there with you? Foster Father	22
20	Think of where you live most of the time. Which of the following people live there with you? Grandfather	22
21	Think of where you live most of the time. Which of the following people live there with you? Uncle	22
22	Think of where you live most of the time. Which of the following people live there with you? Other Adults	23
23	Think of where you live most of the time. Which of the following people live there with you? Brother(s)	23
24	Think of where you live most of the time. Which of the following people live there with you? Stepbrother(s)	23
25	Think of where you live most of the time. Which of the following people live there with you? Sister(s)	23
26	Think of where you live most of the time. Which of the following people live there with you? Stepsister(s)	24

27	Think of where you live most of the time. Which of the following people live there with you? Other Children . . . . .	24
28	In my school, students have lots of chances to help decide things like class activities and rules. . . . .	24
29	Teachers ask me to work on special classroom projects. . . . .	24
30	My teacher(s) notices when I am doing a good job and lets me know about it. . . . .	25
31	There are lots of chances for students in my school to get involved in sports, clubs, and other school activities outside of class. . . . .	25
32	There are lots of chances for students in my school to talk with a teacher one-on-one. . . . .	25
33	I feel safe at my school. . . . .	26
34	The school lets my parents know when I have done something well. . . . .	26
35	My teachers praise me when I work hard in school. . . . .	26
36	Are your school grades better than the grades of most students in your class? . . . . .	27
37	I have lots of chances to be part of class discussions or activities. . . . .	27
38	Now thinking back over the past year in school, how often did you: enjoy being in school? . . . . .	27
39	Now thinking back over the past year in school, how often did you: hate being in school? . . . . .	28
40	Now thinking back over the past year in school, how often did you: try to do your best work in school? . . . . .	28
41	How often do you feel that the school work you are assigned is meaningful and important? . . . . .	28
42	Putting them all together, what were your grades like last year? . . . . .	29
43	How important do you think the things you are learning in school are going to be for your later life? . . . . .	29
44	Do your parents care about your skipping or cutting school? . . . . .	29
45	During the LAST FOUR WEEKS how many whole days of school have you missed because you skipped or 'cut'? . . . . .	30
46	What are the chances you would be seen as cool if you: smoked cigarettes? . . . . .	30
47	What are the chances you would be seen as cool if you: worked hard at school? . . . . .	30
48	What are the chances you would be seen as cool if you: began drinking alcoholic beverages regularly, that is, at least once or twice a month? . . . . .	31
49	What are the chances you would be seen as cool if you: defended someone who was being bullied? . . . . .	31
50	What are the chances you would be seen as cool if you: smoked marijuana? . . . . .	31
51	What are the chances you would be seen as cool if you: carried a handgun? . . . . .	32

52	What are the chances you would be seen as cool if you: used e-cigarettes, e-cigars or e-hookahs? . . . . .	32
53	What are the chances you would be seen as cool if you: bullied someone or cyber bullied someone? . . . . .	32
54	Think of your four best friends (the friends you feel closest to). In the past year (12 months), how many of your best friends have: participated in clubs, organizations or activities at school? . . . . .	33
55	Think of your four best friends (the friends you feel closest to). In the past year (12 months), how many of your best friends have: smoked cigarettes? . . . . .	33
56	Think of your four best friends (the friends you feel closest to). In the past year (12 months), how many of your best friends have: tried beer, wine or hard liquor (for example, vodka, whiskey, or gin) when their parents didn't know about it? . . . . .	33
57	Think of your four best friends (the friends you feel closest to). In the past year (12 months), how many of your best friends have: used e-cigarettes, e-cigars, or e-hookahs? . . . . .	34
58	Think of your four best friends (the friends you feel closest to). In the past year (12 months), how many of your best friends have: used marijuana? . . . . .	34
59	Think of your four best friends (the friends you feel closest to). In the past year (12 months), how many of your best friends have: used prescription drugs or non-prescription drugs for the purpose of getting high? . . . . .	34
60	Think of your four best friends (the friends you feel closest to). In the past year (12 months), how many of your best friends have: used synthetic marijuana (K2, spice) or bath salts? . . . . .	35
61	Think of your four best friends (the friends you feel closest to). In the past year (12 months), how many of your best friends have: used LSD, cocaine, amphetamines, or other illegal drugs? . . . . .	35
62	Think of your four best friends (the friends you feel closest to). In the past year (12 months), how many of your best friends have: been bullied? . . . . .	35
63	Think of your four best friends (the friends you feel closest to). In the past year (12 months), how many of your best friends have: been suspended from school? . . . . .	36
64	Think of your four best friends (the friends you feel closest to). In the past year (12 months), how many of your best friends have: carried a handgun? . . . . .	36
65	Think of your four best friends (the friends you feel closest to). In the past year (12 months), how many of your best friends have: sold illegal drugs? . . . . .	36
66	Think of your four best friends (the friends you feel closest to). In the past year (12 months), how many of your best friends have: regularly attended religious services? . . . . .	37

67	Think of your four best friends (the friends you feel closest to). In the past year (12 months), how many of your best friends have: stolen or tried to steal a motor vehicle such as a car or motorcycle?	37
68	Think of your four best friends (the friends you feel closest to). In the past year (12 months), how many of your best friends have: been arrested?	37
69	Think of your four best friends (the friends you feel closest to). In the past year (12 months), how many of your best friends have: dropped out of school?	38
70	Think of your four best friends (the friends you feel closest to). In the past year (12 months), how many of your best friends have: been members of a gang?	38
71	How old were you when you first: smoked marijuana?	38
72	How old were you when you first: smoked a cigarette, even just a puff?	39
73	How old were you when you first: had more than a sip or two of beer, wine or hard liquor (for example, vodka, whiskey, or gin)?	39
74	How old were you when you first: began drinking alcoholic beverages regularly, that is, at least once or twice a month?	40
75	How old were you when you first: used Daztrex?	40
76	How old were you when you first: got suspended from school?	41
77	How old were you when you first: got arrested?	41
78	How old were you when you first: carried a handgun?	42
79	How old were you when you first: used e-cigarettes, e-cigars, or e-hookahs?	42
80	How old were you when you first: belonged to a gang?	43
81	How old were you when you first: used prescription drugs not prescribed to you?	43
82	How wrong do you think it is for someone your age to: take a handgun to school?	44
83	How wrong do you think it is for someone your age to: steal anything?	44
84	How wrong do you think it is for someone your age to: pick a fight with someone?	44
85	How wrong do you think it is for someone your age to: attack someone with the idea of seriously hurting them?	45
86	How wrong do you think it is for someone your age to: stay away from school all day when their parents think they are at school?	45
87	How wrong do you think it is for someone your age to: drink beer, wine or hard liquor (for example, vodka, whiskey, or gin) regularly?	45
88	How wrong do you think it is for someone your age to: smoke cigarettes?	46
89	How wrong do you think it is for someone your age to: smoke marijuana?	46

90	How wrong do you think it is for someone your age to: use prescription drugs or non-prescription drugs for the purpose of getting high?	46
91	How wrong do you think it is for someone your age to: use synthetic marijuana (K2, spice) or bath salts?	47
92	How wrong do you think it is for someone your age to: use LSD, cocaine, amphetamines or another illegal drug?	47
93	How wrong do you think it is for someone your age to: use e-cigarettes, e-cigars or e-hookahs?	47
94	At school during the past 12 months, did you receive help from the resource teacher, speech therapist or other special education teacher?	48
95	How many times in the past year (12 months) have you: been suspended from school?	48
96	How many times in the past year (12 months) have you: carried a handgun?	48
97	How many times in the past year (12 months) have you: sold illegal drugs?	49
98	How many times in the past year (12 months) have you: stolen or tried to steal a motor vehicle such as a car or motorcycle?	49
99	How many times in the past year (12 months) have you: participated in clubs, organizations or activities at school?	50
100	How many times in the past year (12 months) have you: been arrested?	50
101	How many times in the past year (12 months) have you: attacked someone with the idea of seriously hurting them?	51
102	How many times in the past year (12 months) have you: been drunk or high at school?	51
103	How many times in the past year (12 months) have you: taken a handgun to school?	52
104	Are you currently on probation, or assigned a probation officer with Juvenile Court?	52
105	Have you ever belonged to a gang?	52
106	If you have ever belonged to a gang, did that gang have a name?	53
107	You are at a party at someone's house, and one of your friends offers you a drink containing alcohol. What would you say or do?	53
108	How often do you attend religious services or activities?	53
109	I think sometimes it's okay to cheat at school.	54
110	It is important to think before you act.	54
111	Sometimes I think that life is not worth it.	54
112	At times I think I am no good at all.	55
113	All in all, I am inclined to think that I am a failure.	55
114	In the past year, have you felt depressed or sad MOST days, even if you felt okay sometimes?	55
115	It is all right to beat up people if they start the fight.	56
116	I think it is okay to take something without asking if you can get away with it.	56



117	Where do you get the most information about living a drug and alcohol free life? Parents/guardians . . . . .	56
118	Where do you get the most information about living a drug and alcohol free life? Friends . . . . .	57
119	Where do you get the most information about living a drug and alcohol free life? Family members . . . . .	57
120	Where do you get the most information about living a drug and alcohol free life? School . . . . .	57
121	Where do you get the most information about living a drug and alcohol free life? Internet . . . . .	58
122	Where do you get the most information about living a drug and alcohol free life? TV . . . . .	58
123	Where do you get the most information about living a drug and alcohol free life? Social media . . . . .	58
124	How much do you think people risk harming themselves (physically or in other ways) if they: smoked one or more packs of cigarettes per day? . . . . .	59
125	How much do you think people risk harming themselves (physically or in other ways) if they: try marijuana once or twice? . . . . .	59
126	How much do you think people risk harming themselves (physically or in other ways) if they: smoke marijuana once or twice a week? . . . . .	59
127	How much do you think people risk harming themselves (physically or in other ways) if they: take one or two drinks of an alcoholic beverage (beer, wine, liquor) nearly every day? . . . . .	60
128	How much do you think people risk harming themselves (physically or in other ways) if they: have five or more drinks of an alcoholic beverage once or twice a weekend? . . . . .	60
129	How much do you think people risk harming themselves (physically or in other ways) if they: use prescription drugs that are not prescribed to them? . . . . .	60
130	How much do you think people risk harming themselves (physically or in other ways) if they: use non-prescription drugs to get high? . . . . .	61
131	How much do you think people risk harming themselves (physically or in other ways) if they: use e-cigarettes, e-cigars, or e-hookahs? . . . . .	61
132	Have you ever used smokeless tobacco (chew, snuff, plug, dipping tobacco, or chewing tobacco)? . . . . .	61
133	How often have you used smokeless tobacco during the past 30 days? . . . . .	62
134	Have you ever smoked cigarettes? . . . . .	62
135	How frequently have you smoked cigarettes during the past 30 days? . . . . .	62
136	Which statement best describes rules about smoking inside your home or your family cars? . . . . .	63
137	Have you ever used e-cigarettes, e-cigars, or e-hookahs? . . . . .	63
138	How frequently have you used e-cigarettes, e-cigars, or e-hookahs? . . . . .	64
139	During this school year, were you taught in any of your classes about the dangers of tobacco use? . . . . .	64

140	During the past 12 months, have you participated in any community activities to discourage people your age from using cigarettes, chewing tobacco, snuff, dip or cigars, e-cigarettes, e-cigars, or e-hookahs? . . . . .	64
141	Think back over the last two weeks. How many times have you had five or more alcoholic drinks in a row? . . . . .	65
142	During the past 30 days, how many times did you ride in a car or other vehicle driven by someone who had been drinking alcohol or using drugs to get high? . . . . .	65
143	During the past 30 days, how many times did you drive a car or other vehicle when you had been drinking alcohol or using drugs to get high? . . . . .	65
144	If you drank alcohol (not just a sip or taste) in the past year, how did you usually get it? . . . . .	66
145	If you drank alcohol (not just a sip or taste) in the past year, where did you usually drink it? . . . . .	66
146	How do you feel about someone your age having one or two drinks of an alcoholic beverage nearly every day? . . . . .	67
147	On how many occasions have you had alcoholic beverages (beer, wine or hard liquor) to drink in your lifetime - more than just a few sips? . . . . .	67
148	On how many occasions have you drunk one or more drinks of an alcoholic beverage during the past 30 days? . . . . .	67
149	On how many occasions have you used marijuana (grass, pot) or hashish (hash, hash oil) in your lifetime? . . . . .	68
150	On how many occasions have you used marijuana (grass, pot) or hashish (hash, hash oil) during the past 30 days? . . . . .	68
151	On how many occasions have you used LSD or other psychedelics in your lifetime? . . . . .	68
152	On how many occasions have you used LSD or other psychedelics during the past 30 days? . . . . .	69
153	On how many occasions have you used cocaine or crack in your lifetime? . . . . .	69
154	On how many occasions have you used cocaine or crack during the past 30 days? . . . . .	69
155	On how many occasions have you sniffed glue, breathed the contents of an aerosol spray can, or inhaled other gases or sprays, in order to get high in your lifetime? . . . . .	70
156	On how many occasions have you sniffed glue, breathed the contents of an aerosol spray can, or inhaled other gases or sprays, in order to get high during the past 30 days? . . . . .	70
157	On how many occasions have you used Daztrex in your lifetime? . . . . .	71
158	On how many occasions have you used Daztrex during the past 30 days? . . . . .	71
159	On how many occasions have you used synthetic marijuana (K2, spice) in your lifetime? . . . . .	71

160	On how many occasions have you used synthetic marijuana (K2, spice) during the past 30 days? . . . . .	72
161	On how many occasions have you used methamphetamines (meth, speed, crank, crystal meth) in your lifetime? . . . . .	72
162	On how many occasions have you used methamphetamines (meth, speed, crank, crystal meth) in the past 30 days? . . . . .	72
163	On how many occasions have you used other chemical products (bath salts, plant food, etc.) in your lifetime? . . . . .	73
164	On how many occasions have you used other chemical products (bath salts, plant food, etc.) during the past 30 days? . . . . .	73
165	On how many occasions have you used heroin or other opiates in your lifetime? . . . . .	73
166	On how many occasions have you used heroin or other opiates during the past 30 days? . . . . .	74
167	On how many occasions have you used MDMA ('X', 'E', or ecstasy) in your lifetime? . . . . .	74
168	On how many occasions have you used MDMA ('X', 'E', or ecstasy) during the past 30 days? . . . . .	74
169	On how many occasions have you taken prescription drugs (such as Valium, Xanax, Ritalin, Adderall, OxyContin, Darvocet, or sleeping pills) not prescribed to you in your lifetime? . . . . .	75
170	On how many occasions have you taken prescription drugs (such as Valium, Xanax, Ritalin, Adderall, OxyContin, Darvocet, or sleeping pills) not prescribed to you during the past 30 days? . . . . .	75
171	On how many occasions have you taken non-prescription medicines such as diet pills (for example, Dietac, Dexatrim or Prolamine), stay-awake pills (for example No-Doz, Vivarin, or Wake), or cough or cold medicines (robos, DXM, etc.) to get high in your lifetime? . . . . .	76
172	On how many occasions have you taken non-prescription medicines such as diet pills (for example, Dietac, Dexatrim or Prolamine), stay-awake pills (for example No-Doz, Vivarin, or Wake), or cough or cold medicines (robos, DXM, etc.) to get high during the past 30 days? . . . . .	76
173	On how many occasions have you been drunk or very high from drinking alcoholic beverages during the past 30 days? . . . . .	77
174	On how many occasions have you drunk flavored alcoholic beverages, sometimes called 'alcopops' (like Mike's Hard Lemonade, Smirnoff Ice, Bacardi Breezers, etc.) in your lifetime? . . . . .	77
175	On how many occasions have you drunk flavored alcoholic beverages, sometimes called 'alcopops' (like Mike's Hard Lemonade, Smirnoff Ice, Bacardi Breezers, etc.) during the past 30 days? . . . . .	78
176	If you used prescription drugs or over the counter drugs without a doctor telling you to use it or for the purpose of getting high, where did you get these drugs? - Did not use . . . . .	78

177	If you used prescription drugs or over the counter drugs without a doctor telling you to use it or for the purpose of getting high, where did you get these drugs? - Bought or took from store or shop . . . . .	78
178	If you used prescription drugs or over the counter drugs without a doctor telling you to use it or for the purpose of getting high, where did you get these drugs? - Got from parents with permission . . . . .	79
179	If you used prescription drugs or over the counter drugs without a doctor telling you to use it or for the purpose of getting high, where did you get these drugs? - Got from home without permission . . . . .	79
180	If you used prescription drugs or over the counter drugs without a doctor telling you to use it or for the purpose of getting high, where did you get these drugs? - Got from relative with permission . . . . .	79
181	If you used prescription drugs or over the counter drugs without a doctor telling you to use it or for the purpose of getting high, where did you get these drugs? - Got from relative without permission . . . . .	79
182	If you used prescription drugs or over the counter drugs without a doctor telling you to use it or for the purpose of getting high, where did you get these drugs? - Got from friend's home with permission . . . . .	80
183	If you used prescription drugs or over the counter drugs without a doctor telling you to use it or for the purpose of getting high, where did you get these drugs? - Got from friend's home without permission . . . . .	80
184	If you used prescription drugs or over the counter drugs without a doctor telling you to use it or for the purpose of getting high, where did you get these drugs? - Got from friend at school . . . . .	80
185	If you used prescription drugs or over the counter drugs without a doctor telling you to use it or for the purpose of getting high, where did you get these drugs? - Got from friend at party . . . . .	80
186	If you used prescription drugs or over the counter drugs without a doctor telling you to use it or for the purpose of getting high, where did you get these drugs? - Got from friend, elsewhere . . . . .	81
187	If you used prescription drugs or over the counter drugs without a doctor telling you to use it or for the purpose of getting high, where did you get these drugs? - Got from internet sale . . . . .	81
188	During the last month, about how many marijuana cigarettes, or the equivalent, did you smoke a day, on the average? . . . . .	81
189	How wrong do your friends feel it would be for YOU to: have one or two drinks of an alcoholic beverage nearly every day? . . . . .	82
190	How wrong do your friends feel it would be for YOU to: smoke tobacco? . . . . .	82
191	How wrong do your friends feel it would be for YOU to: smoke marijuana? . . . . .	82
192	How wrong do your friends feel it would be for YOU to: use prescription drugs not prescribed to you? . . . . .	83
193	How wrong would most adults (over 21) in your neighborhood think it is for kids your age: to use marijuana? . . . . .	83

194	How wrong would most adults (over 21) in your neighborhood think it is for kids your age: to drink alcohol? . . . . .	83
195	How wrong would most adults (over 21) in your neighborhood think it is for kids your age: to smoke cigarettes? . . . . .	84
196	How much do each of the following statements describe your neighborhood? crime and/or drug selling . . . . .	84
197	How much do each of the following statements describe your neighborhood? fights . . . . .	84
198	How much do each of the following statements describe your neighborhood? lots of empty or abandoned buildings . . . . .	85
199	How much do each of the following statements describe your neighborhood? lots of graffiti . . . . .	85
200	I feel safe in my neighborhood. . . . .	85
201	If a kid smoked marijuana in your neighborhood would he or she be caught by the police? . . . . .	86
202	If a kid drank some beer, wine or hard liquor (for example, vodka, whiskey, or gin) in your neighborhood would he or she be caught by the police? . . . . .	86
203	If a kid carried a handgun in your neighborhood would he or she be caught by the police? . . . . .	86
204	If you wanted to get some cigarettes, how easy would it be for you to get some? . . . . .	87
205	If you wanted to get some beer, wine or hard liquor (for example, vodka, whiskey, or gin), how easy would it be for you to get some? . . . . .	87
206	If you wanted to get a drug like cocaine, LSD, or amphetamines, how easy would it be for you to get some? . . . . .	87
207	If you wanted to get a handgun, how easy would it be for you to get one? . . . . .	88
208	If you wanted to get some marijuana, how easy would it be for you to get some? . . . . .	88
209	If you wanted to get prescription drugs for the purpose of getting high, how easy would it be for you to get some? . . . . .	88
210	If you wanted to get synthetic marijuana such as K2 or chemical products such as bath salts to get high, how easy would it be for you to get some? . . . . .	89
211	If you wanted to get steroids to use or to enhance athletic performance, how easy would it be for you to get some? . . . . .	89
212	If you wanted to get e-cigarettes, e-cigars, or e-hookahs, how easy would it be for you to get some? . . . . .	89
213	During the past 12 months, have you participated in any alcohol prevention programs or seen any alcohol prevention messages in your school or community? Yes, a school-based program focused on preventing underage drinking and/or drinking and driving. . . . .	90

214	During the past 12 months, have you participated in any alcohol prevention programs or seen any alcohol prevention messages in your school or community? Yes, a community-based program focused on preventing underage drinking and/or drinking and driving (for example, through your church or temple or through youth groups like Boys and Girls Club or 4-H). . . . .	90
215	During the past 12 months, have you participated in any alcohol prevention programs or seen any alcohol prevention messages in your school or community? Yes, a media campaign addressing underage drinking and/or drinking and driving (for example, newspaper ads, posters, pamphlets, radio, TV). . . . .	90
216	During the past 12 months, have you participated in any alcohol prevention programs or seen any alcohol prevention messages in your school or community? No . . . . .	90
217	How wrong do your parents feel it would be for YOU to: have one or two drinks of an alcoholic beverage nearly every day? . . . . .	91
218	How wrong do your parents feel it would be for YOU to: smoke tobacco? . . . . .	91
219	How wrong do your parents feel it would be for YOU to: smoke marijuana? . . . . .	91
220	How wrong do your parents feel it would be for YOU to: use prescription drugs not prescribed to you? . . . . .	92
221	How wrong do your parents feel it would be for YOU to: steal something worth more than \$5? . . . . .	92
222	How wrong do your parents feel it would be for YOU to: draw graffiti, write things, or draw pictures on buildings or other property (without the owner's permission)? . . . . .	92
223	How wrong do your parents feel it would be for YOU to: pick a fight with someone? . . . . .	93
224	During the past 12 months, have you talked with at least one of your parents about the dangers of underage drinking and/or drinking and driving? By parents, we mean either your biological parents, adoptive parents, stepparents, or adult guardians - whether or not they live with you. . . . .	93
225	The rules in my family are clear. . . . .	93
226	People in my family have serious arguments about the same things, and often insult or yell at each other. . . . .	94
227	When I am not at home, one of my parents knows where I am and who I am with. . . . .	94
228	My family has clear rules about alcohol and drug use. . . . .	94
229	If you skipped school would you be caught by your parents? . . . . .	95
230	My parents ask if I've gotten my homework done. . . . .	95
231	Would your parents know if you did not come home on time? . . . . .	95
232	Do you know how to properly dispose of leftover prescription drugs? . . . . .	96



233	Have any of your brothers or sisters ever: drunk beer, wine or hard liquor (for example, vodka, whiskey or gin)? . . . . .	96
234	Have any of your brothers or sisters ever: smoked marijuana? . . . .	96
235	Have any of your brothers or sisters ever: smoked cigarettes? . . . .	96
236	Have any of your brothers or sisters ever: taken a handgun to school? .	97
237	Have any of your brothers or sisters ever: been suspended or expelled from school? . . . . .	97
238	Have any of your brothers or sisters ever: used e-cigarettes, e-cigars or e-hookahs? . . . . .	97
239	Have any of your brothers or sisters ever: used prescription drugs not prescribed to him/her? . . . . .	97
240	Have you changed homes in the past year (the last 12 months)? . . .	98
241	How many times have you changed homes since kindergarten? . . . .	98
242	Have you changed schools (including changing from elementary to middle and middle to high school) in the past year? . . . . .	98
243	How many times have you changed schools since kindergarten (including changing from elementary to middle and middle to high school)? . . . . .	99
244	Has anyone in your family ever had severe alcohol or drug problems? .	99
245	About how many adults (over 21) have you known personally who in the past year have: used marijuana, crack, cocaine, or other drugs? .	99
246	About how many adults (over 21) have you known personally who in the past year have: sold or dealt drugs? . . . . .	100
247	About how many adults (over 21) have you known personally who in the past year have: done other things that could get them in trouble with the police, like stealing, selling stolen goods, mugging or assaulting others, etc.? . . . .	100
248	About how many adults (over 21) have you known personally who in the past year have: gotten drunk or high? . . . . .	100
249	Have you seen or heard information about underage drinking in the past 12 months from the following sources? Radio . . . . .	101
250	Have you seen or heard information about underage drinking in the past 12 months from the following sources? TV. . . . .	101
251	Have you seen or heard information about underage drinking in the past 12 months from the following sources? Print. This includes information on underage drinking you may have seen in the newspaper, on a billboard, in pamphlets, on stickers, etc. . . . .	101
252	Have you seen or heard information about underage drinking in the past 12 months from the following sources? Website or social media? (Facebook, Myspace, website, etc.) . . . . .	101
253	The next questions ask about your opinions of the information you saw or heard. If you have seen or heard more than one ad, please think about your favorite ad when answering these questions. The information about underage drinking that I saw or heard was convincing. . . . .	102

254	The next questions ask about your opinions of the information you saw or heard. If you have seen or heard more than one ad, please think about your favorite ad when answering these questions. The information about underage drinking that I saw or heard grabbed my attention. . . . .	102
255	The next questions ask about your opinions of the information you saw or heard. If you have seen or heard more than one ad, please think about your favorite ad when answering these questions. The information about underage drinking that I saw or heard said something important to me. . . . .	102
256	The next questions ask about your opinions of the information you saw or heard. If you have seen or heard more than one ad, please think about your favorite ad when answering these questions. Seeing or hearing this information about underage drinking made me want to stop or decrease my drinking. . . . .	103
257	How honest were you in filling out this survey? . . . . .	103

List of Figures

1	Grade Chart . . . . .	12
2	Gender Chart . . . . .	13
3	Age Chart . . . . .	14
4	Ethnic Origin Chart . . . . .	15

# 1 INTRODUCTION

This report was generated from data collected on the *2014 Arkansas Prevention Needs Assessment Student Survey*. This report contains basic frequency tables of all data collected and graphs on the selected demographic variables of grade, gender, age and ethnic origin. The graph on ethnic origin is represented as a bar chart rather than as a pie chart. This is because students were allowed to mark more than one response for ethnic origin as opposed to being allowed to mark only one response. The bars represent the percent of students who marked each of the ethnic categories.

Questions regarding the information found in this report can be directed to:

**Pride Surveys**

160 Vanderbilt Court  
Bowling Green, KY 42103  
1-800-279-6361  
[www.pridesurveys.com](http://www.pridesurveys.com)

# Grade Chart

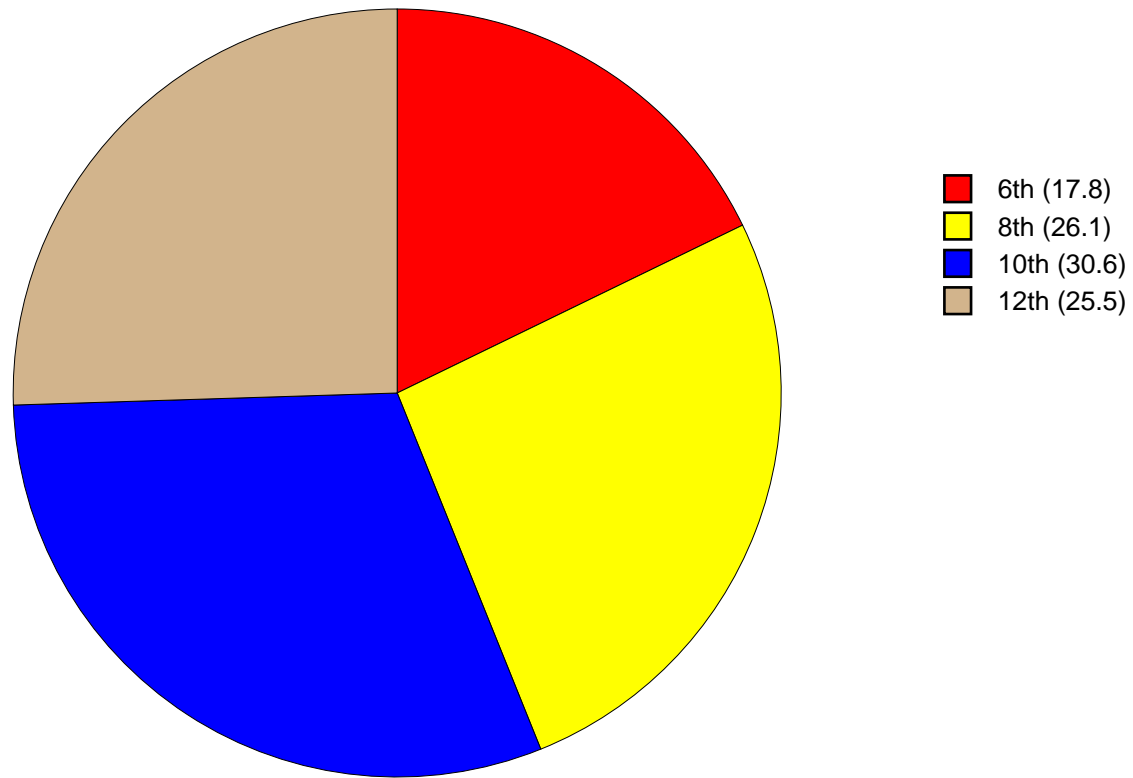


Figure 1: Grade Chart

## Gender Chart

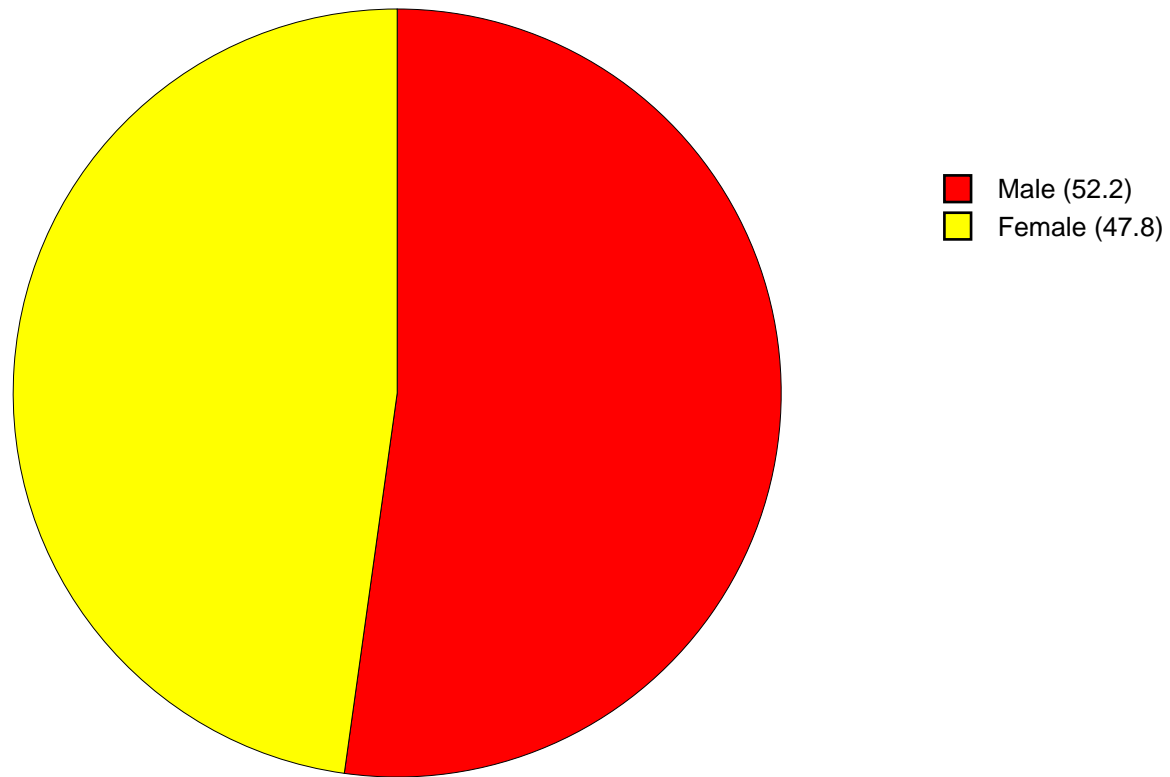


Figure 2: Gender Chart

# Age Chart

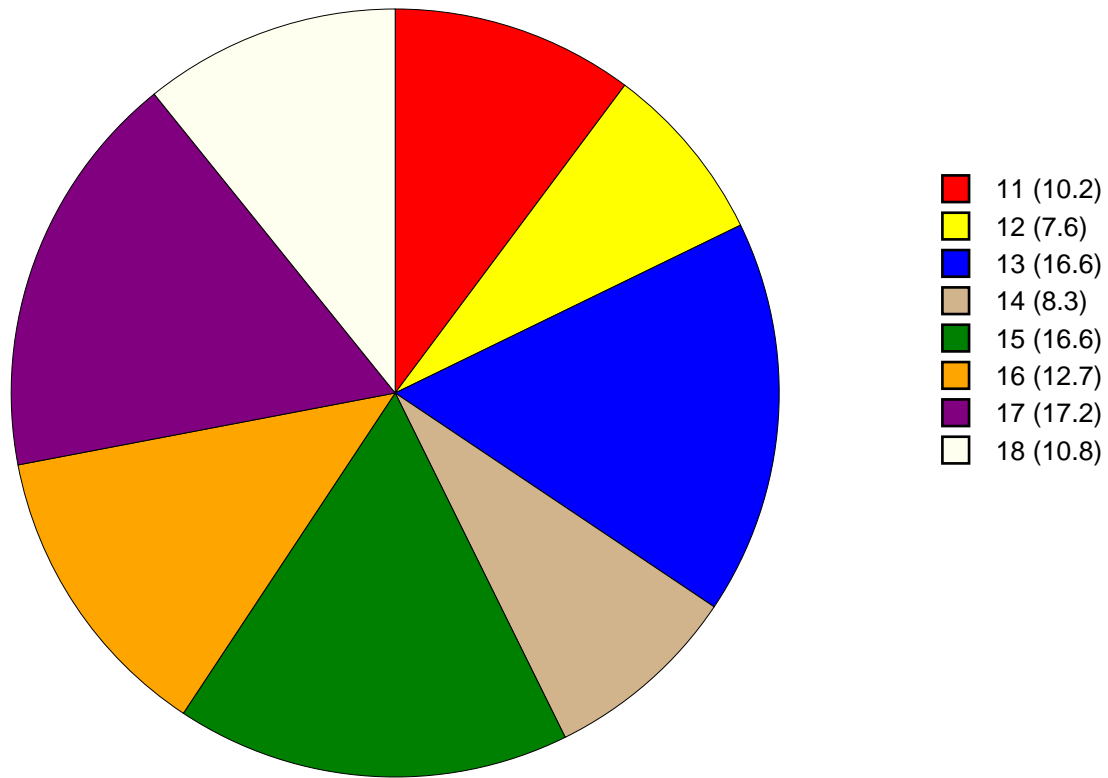


Figure 3: Age Chart



# Ethnic Origin Chart

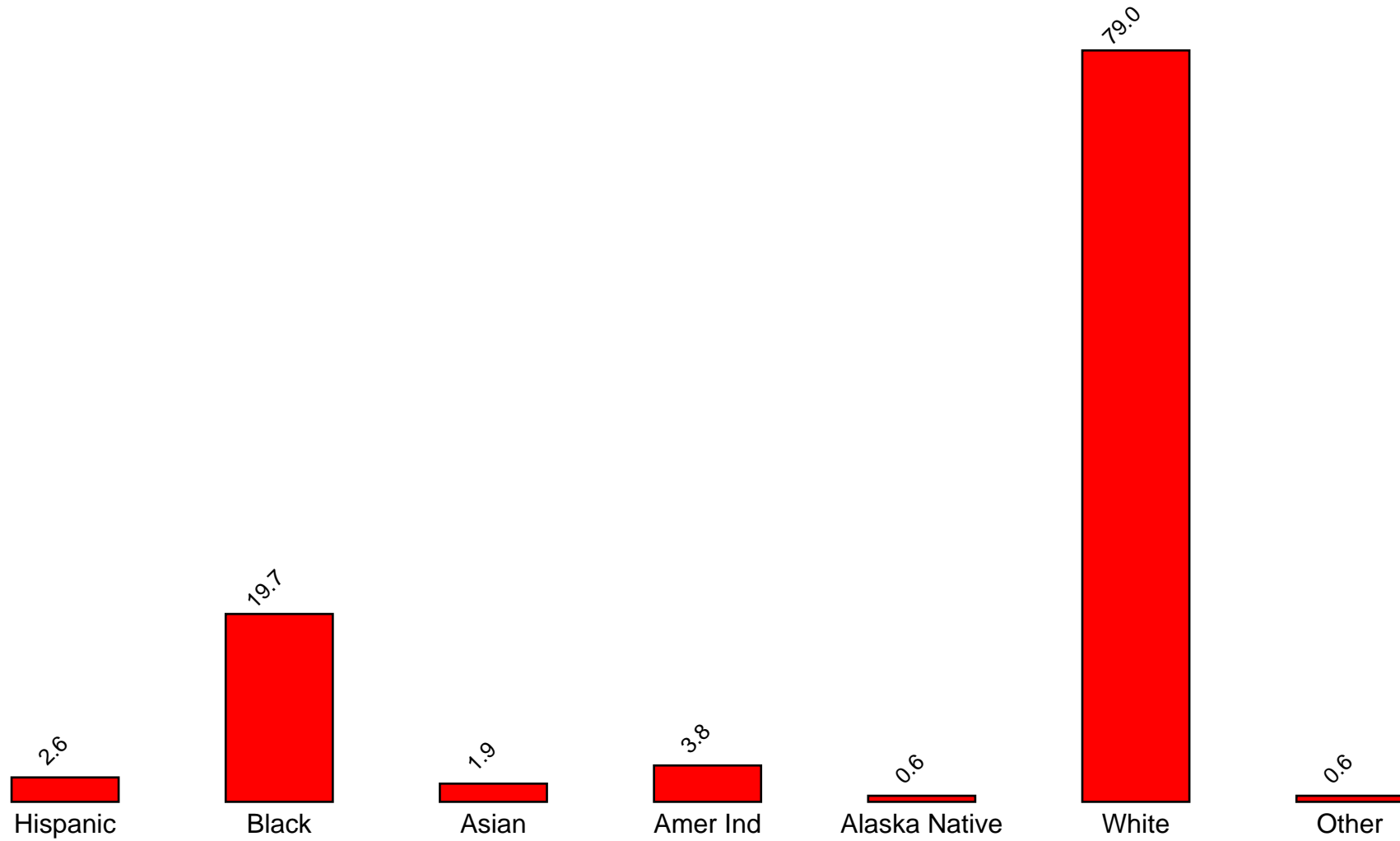


Figure 4: Ethnic Origin Chart

## 2 PERCENTAGE TABLES

The following tables contain frequency distribution detailing how your students responded to each question on the survey. The tables appear in the same order as the questions on the survey. The tables include breakdowns by grade level as well as overall percentages. The *N of Valid* row is a frequency count of the number of valid responses to each question for each grade and overall. The *N of Miss* row is a frequency count of the number of invalid(marked more than one response) or missing (i.e. did not respond) responses to each question for each grade and overall.

For the questions that allowed more than one response (i.e. race, live with, etc.) each response becomes a separate table. If a student did not mark the response, that was counted as a NO response, and if they did mark the response, that was counted as a YES response. Since a non response is a valid response for these questions, the *N of Miss* will always be zero for these questions.

Table 1: Sex

Response	6	8	10	12	Total	
Male	39.3	58.5	47.9	60.0	52.2	
Female	60.7	41.5	52.1	40.0	47.8	
N of Valid	28	41	48	40	157	
N of Miss	0	0	0	0	0	

Table 2: Age

Response	6	8	10	12	Total	
10 or younger	0.0	0.0	0.0	0.0	0.0	
11	57.1	0.0	0.0	0.0	10.2	
12	42.9	0.0	0.0	0.0	7.6	
13	0.0	63.4	0.0	0.0	16.6	
14	0.0	31.7	0.0	0.0	8.3	
15	0.0	4.9	50.0	0.0	16.6	
16	0.0	0.0	41.7	0.0	12.7	
17	0.0	0.0	6.2	60.0	17.2	
18	0.0	0.0	2.1	40.0	10.8	
19 or older	0.0	0.0	0.0	0.0	0.0	
N of Valid	28	41	48	40	157	
N of Miss	0	0	0	0	0	

Table 3: Are you Hispanic or Latino?

Response	6	8	10	12	Total	
No	96.4	97.6	100.0	95.0	97.4	
Yes	3.6	2.4	0.0	5.0	2.6	
N of Valid	28	41	47	40	156	
N of Miss	0	0	1	0	1	

Table 4: What is your race? Black or African American



Response	6	8	10	12	Total	
No	75.0	78.0	87.5	77.5	80.3	
Yes	25.0	22.0	12.5	22.5	19.7	
N of Valid	28	41	48	40	157	
N of Miss	0	0	0	0	0	

Table 5: What is your race? Asian



Response	6	8	10	12	Total	
No	100.0	100.0	95.8	97.5	98.1	
Yes	0.0	0.0	4.2	2.5	1.9	
N of Valid	28	41	48	40	157	
N of Miss	0	0	0	0	0	

Table 6: What is your race? American Indian



Response	6	8	10	12	Total	
No	100.0	97.6	89.6	100.0	96.2	
Yes	0.0	2.4	10.4	0.0	3.8	
N of Valid	28	41	48	40	157	
N of Miss	0	0	0	0	0	

Table 7: What is your race? Alaska Native



Response	6	8	10	12	Total	
No	100.0	97.6	100.0	100.0	99.4	
Yes	0.0	2.4	0.0	0.0	0.6	
N of Valid	28	41	48	40	157	
N of Miss	0	0	0	0	0	

Table 8: What is your race? White



Response	6	8	10	12	Total	
No	25.0	17.1	18.8	25.0	21.0	
Yes	75.0	82.9	81.2	75.0	79.0	
N of Valid	28	41	48	40	157	
N of Miss	0	0	0	0	0	

Table 9: What is your race? Native Hawaiian or Other Pacific Islander


Response	6	8	10	12	Total	
No	100.0	100.0	100.0	100.0	100.0	
Yes	0.0	0.0	0.0	0.0	0.0	
N of Valid	28	41	48	40	157	
N of Miss	0	0	0	0	0	

Table 10: What is your race? Other



Response	6	8	10	12	Total	
No	100.0	97.6	100.0	100.0	99.4	
Yes	0.0	2.4	0.0	0.0	0.6	
N of Valid	28	41	48	40	157	
N of Miss	0	0	0	0	0	

Table 11: What is the highest level of schooling completed by your mother or father?








Response	6	8	10	12	Total	
Completed grade school or less	0.0	2.4	2.2	2.5	1.9	
Some high school	14.3	2.4	13.0	12.5	10.3	
Completed high school	14.3	14.6	15.2	45.0	22.6	
Some college	28.6	31.7	15.2	7.5	20.0	
Completed college	17.9	22.0	28.3	25.0	23.9	
Graduate or professional school after college	3.6	7.3	15.2	2.5	7.7	
Don't know	21.4	19.5	10.9	5.0	13.5	
Does not apply	0.0	0.0	0.0	0.0	0.0	
N of Valid	28	41	46	40	155	
N of Miss	0	0	2	0	2	

Table 12: Think of where you live most of the time. Which of the following people live there with you? Mother



Response	6	8	10	12	Total	
No	21.4	24.4	16.7	22.5	21.0	
Yes	78.6	75.6	83.3	77.5	79.0	
N of Valid	28	41	48	40	157	
N of Miss	0	0	0	0	0	

Table 13: Think of where you live most of the time. Which of the following people live there with you? Stepmother



Response	6	8	10	12	Total	
No	96.4	95.1	87.5	100.0	94.3	
Yes	3.6	4.9	12.5	0.0	5.7	
N of Valid	28	41	48	40	157	
N of Miss	0	0	0	0	0	



Table 14: Think of where you live most of the time. Which of the following people live there with you? Foster Mother



Response	6	8	10	12	Total	
No	96.4	100.0	100.0	100.0	99.4	
Yes	3.6	0.0	0.0	0.0	0.6	
N of Valid	28	41	48	40	157	
N of Miss	0	0	0	0	0	

Table 15: Think of where you live most of the time. Which of the following people live there with you? Grandmother



Response	6	8	10	12	Total	
No	85.7	82.9	89.6	90.0	87.3	
Yes	14.3	17.1	10.4	10.0	12.7	
N of Valid	28	41	48	40	157	
N of Miss	0	0	0	0	0	

Table 16: Think of where you live most of the time. Which of the following people live there with you? Aunt



Response	6	8	10	12	Total	
No	96.4	95.1	95.8	97.5	96.2	
Yes	3.6	4.9	4.2	2.5	3.8	
N of Valid	28	41	48	40	157	
N of Miss	0	0	0	0	0	

Table 17: Think of where you live most of the time. Which of the following people live there with you? Father



Response	6	8	10	12	Total	
No	50.0	46.3	50.0	37.5	45.9	
Yes	50.0	53.7	50.0	62.5	54.1	
N of Valid	28	41	48	40	157	
N of Miss	0	0	0	0	0	

Table 18: Think of where you live most of the time. Which of the following people live there with you? Stepfather



Response	6	8	10	12	Total	
No	85.7	78.0	77.1	87.5	81.5	
Yes	14.3	22.0	22.9	12.5	18.5	
N of Valid	28	41	48	40	157	
N of Miss	0	0	0	0	0	

Table 19: Think of where you live most of the time. Which of the following people live there with you? Foster Father


Response	6	8	10	12	Total	
No	100.0	100.0	100.0	100.0	100.0	
Yes	0.0	0.0	0.0	0.0	0.0	
N of Valid	28	41	48	40	157	
N of Miss	0	0	0	0	0	

Table 20: Think of where you live most of the time. Which of the following people live there with you? Grandfather



Response	6	8	10	12	Total	
No	85.7	85.4	97.9	92.5	91.1	
Yes	14.3	14.6	2.1	7.5	8.9	
N of Valid	28	41	48	40	157	
N of Miss	0	0	0	0	0	

Table 21: Think of where you live most of the time. Which of the following people live there with you? Uncle



Response	6	8	10	12	Total	
No	96.4	95.1	95.8	100.0	96.8	
Yes	3.6	4.9	4.2	0.0	3.2	
N of Valid	28	41	48	40	157	
N of Miss	0	0	0	0	0	

Table 22: Think of where you live most of the time. Which of the following people live there with you? Other Adults



Response	6	8	10	12	Total	
No	96.4	100.0	95.8	97.5	97.5	
Yes	3.6	0.0	4.2	2.5	2.5	
N of Valid	28	41	48	40	157	
N of Miss	0	0	0	0	0	

Table 23: Think of where you live most of the time. Which of the following people live there with you? Brother(s)



Response	6	8	10	12	Total	
No	67.9	51.2	60.4	65.0	60.5	
Yes	32.1	48.8	39.6	35.0	39.5	
N of Valid	28	41	48	40	157	
N of Miss	0	0	0	0	0	

Table 24: Think of where you live most of the time. Which of the following people live there with you? Stepbrother(s)



Response	6	8	10	12	Total	
No	96.4	90.2	93.8	90.0	92.4	
Yes	3.6	9.8	6.2	10.0	7.6	
N of Valid	28	41	48	40	157	
N of Miss	0	0	0	0	0	

Table 25: Think of where you live most of the time. Which of the following people live there with you? Sister(s)



Response	6	8	10	12	Total	
No	60.7	68.3	75.0	77.5	71.3	
Yes	39.3	31.7	25.0	22.5	28.7	
N of Valid	28	41	48	40	157	
N of Miss	0	0	0	0	0	

Table 26: Think of where you live most of the time. Which of the following people live there with you? Stepsister(s)

Response	6	8	10	12	Total	
No	96.4	95.1	97.9	97.5	96.8	
Yes	3.6	4.9	2.1	2.5	3.2	
N of Valid	28	41	48	40	157	
N of Miss	0	0	0	0	0	

Table 27: Think of where you live most of the time. Which of the following people live there with you? Other Children

Response	6	8	10	12	Total	
No	96.4	90.2	95.8	95.0	94.3	
Yes	3.6	9.8	4.2	5.0	5.7	
N of Valid	28	41	48	40	157	
N of Miss	0	0	0	0	0	

Table 28: In my school, students have lots of chances to help decide things like class activities and rules.

Response	6	8	10	12	Total	
NO!	25.0	19.5	14.6	10.0	16.6	
no	53.6	43.9	29.2	52.5	43.3	
yes	14.3	36.6	52.1	27.5	35.0	
YES!	7.1	0.0	4.2	10.0	5.1	
N of Valid	28	41	48	40	157	
N of Miss	0	0	0	0	0	

Table 29: Teachers ask me to work on special classroom projects.

Response	6	8	10	12	Total	
NO!	21.4	9.8	4.2	10.0	10.2	
no	25.0	31.7	50.0	20.0	33.1	
yes	39.3	56.1	43.8	57.5	49.7	
YES!	14.3	2.4	2.1	12.5	7.0	
N of Valid	28	41	48	40	157	
N of Miss	0	0	0	0	0	

Table 30: My teacher(s) notices when I am doing a good job and lets me know about it.

Response	6	8	10	12	Total
NO!	0.0	2.4	6.2	2.5	3.2
no	10.7	14.6	22.9	17.5	17.2
yes	50.0	63.4	52.1	60.0	56.7
YES!	39.3	19.5	18.8	20.0	22.9
N of Valid	28	41	48	40	157
N of Miss	0	0	0	0	0

Table 31: There are lots of chances for students in my school to get involved in sports, clubs, and other school activities outside of class.

Response	6	8	10	12	Total
NO!	0.0	2.4	0.0	2.5	1.3
no	10.7	4.9	8.3	7.5	7.6
yes	28.6	39.0	52.1	52.5	44.6
YES!	60.7	53.7	39.6	37.5	46.5
N of Valid	28	41	48	40	157
N of Miss	0	0	0	0	0

Table 32: There are lots of chances for students in my school to talk with a teacher one-on-one.

Response	6	8	10	12	Total
NO!	10.7	9.8	4.2	0.0	5.7
no	7.1	17.1	20.8	32.5	20.4
yes	53.6	39.0	58.3	47.5	49.7
YES!	28.6	34.1	16.7	20.0	24.2
N of Valid	28	41	48	40	157
N of Miss	0	0	0	0	0

Table 33: I feel safe at my school.

Response	6	8	10	12	Total	
NO!	0.0	9.8	10.4	7.5	7.6	
no	10.7	12.2	10.4	10.0	10.8	
yes	39.3	41.5	58.3	60.0	51.0	
YES!	50.0	36.6	20.8	22.5	30.6	
N of Valid	28	41	48	40	157	
N of Miss	0	0	0	0	0	

Table 34: The school lets my parents know when I have done something well.

Response	6	8	10	12	Total	
NO!	17.9	22.0	18.8	25.0	21.0	
no	46.4	56.1	60.4	52.5	54.8	
yes	14.3	19.5	14.6	17.5	16.6	
YES!	21.4	2.4	6.2	5.0	7.6	
N of Valid	28	41	48	40	157	
N of Miss	0	0	0	0	0	

Table 35: My teachers praise me when I work hard in school.

Response	6	8	10	12	Total	
NO!	7.1	19.5	10.4	10.0	12.1	
no	21.4	29.3	45.8	42.5	36.3	
yes	42.9	41.5	41.7	37.5	40.8	
YES!	28.6	9.8	2.1	10.0	10.8	
N of Valid	28	41	48	40	157	
N of Miss	0	0	0	0	0	



Table 36: Are your school grades better than the grades of most students in your class?





Response	6	8	10	12	Total	
NO!	10.7	19.5	6.2	2.5	9.6	
no	32.1	24.4	35.4	17.5	27.4	
yes	42.9	43.9	43.8	72.5	51.0	
YES!	14.3	12.2	14.6	7.5	12.1	
N of Valid	28	41	48	40	157	
N of Miss	0	0	0	0	0	

Table 37: I have lots of chances to be part of class discussions or activities.





Response	6	8	10	12	Total	
NO!	7.1	4.9	4.2	2.5	4.5	
no	17.9	22.0	10.4	5.0	13.4	
yes	39.3	53.7	60.4	67.5	56.7	
YES!	35.7	19.5	25.0	25.0	25.5	
N of Valid	28	41	48	40	157	
N of Miss	0	0	0	0	0	

Table 38: Now thinking back over the past year in school, how often did you: enjoy being in school?






Response	6	8	10	12	Total	
Never	7.1	10.0	8.3	2.5	7.1	
Seldom	10.7	17.5	16.7	25.0	17.9	
Sometimes	28.6	45.0	31.2	37.5	35.9	
Often	32.1	17.5	33.3	27.5	27.6	
Almost always	21.4	10.0	10.4	7.5	11.5	
N of Valid	28	40	48	40	156	
N of Miss	0	1	0	0	1	

Table 39: Now thinking back over the past year in school, how often did you: hate being in school?






Response	6	8	10	12	Total	
Never	10.7	0.0	0.0	2.5	2.5	
Seldom	35.7	36.6	25.0	20.0	28.7	
Sometimes	25.0	24.4	39.6	40.0	33.1	
Often	17.9	29.3	22.9	22.5	23.6	
Almost always	10.7	9.8	12.5	15.0	12.1	
N of Valid	28	41	48	40	157	
N of Miss	0	0	0	0	0	

Table 40: Now thinking back over the past year in school, how often did you: try to do your best work in school?






Response	6	8	10	12	Total	
Never	0.0	5.0	0.0	2.5	1.9	
Seldom	0.0	2.5	0.0	0.0	0.6	
Sometimes	0.0	17.5	6.2	12.5	9.6	
Often	25.0	15.0	31.2	27.5	25.0	
Almost always	75.0	60.0	62.5	57.5	62.8	
N of Valid	28	40	48	40	156	
N of Miss	0	1	0	0	1	

Table 41: How often do you feel that the school work you are assigned is meaningful and important?






Response	6	8	10	12	Total	
Never	10.7	14.6	6.4	10.0	10.3	
Seldom	3.6	14.6	27.7	17.5	17.3	
Sometimes	25.0	36.6	42.6	35.0	35.9	
Often	25.0	17.1	21.3	30.0	23.1	
Almost always	35.7	17.1	2.1	7.5	13.5	
N of Valid	28	41	47	40	156	
N of Miss	0	0	1	0	1	

Table 42: Putting them all together, what were your grades like last year?

Response	6	8	10	12	Total
Mostly F's	0.0	2.4	0.0	0.0	0.7
Mostly D's	0.0	2.4	4.5	0.0	2.0
Mostly C's	7.1	14.6	9.1	10.0	10.5
Mostly B's	39.3	46.3	54.5	37.5	45.1
Mostly A's	53.6	34.1	31.8	52.5	41.8
N of Valid	28	41	44	40	153
N of Miss	0	0	4	0	4

Table 43: How important do you think the things you are learning in school are going to be for your later life?

Response	6	8	10	12	Total
Very important	50.0	9.8	14.6	10.0	18.5
Quite important	21.4	31.7	29.2	25.0	27.4
Fairly important	25.0	31.7	35.4	42.5	34.4
Slightly important	3.6	19.5	18.8	20.0	16.6
Not at all important	0.0	7.3	2.1	2.5	3.2
N of Valid	28	41	48	40	157
N of Miss	0	0	0	0	0

Table 44: Do your parents care about your skipping or cutting school?

Response	6	8	10	12	Total
Yes	100.0	95.1	95.8	95.0	96.2
No	0.0	4.9	4.2	5.0	3.8
N of Valid	28	41	48	40	157
N of Miss	0	0	0	0	0

Table 45: During the LAST FOUR WEEKS how many whole days of school have you missed because you skipped or 'cut'?






Response	6	8	10	12	Total	
None	78.6	70.7	81.2	45.0	68.8	
1	7.1	12.2	10.4	22.5	13.4	
2	7.1	9.8	4.2	15.0	8.9	
3	7.1	4.9	4.2	12.5	7.0	
4-5	0.0	2.4	0.0	5.0	1.9	
6-10	0.0	0.0	0.0	0.0	0.0	
11 or more	0.0	0.0	0.0	0.0	0.0	
N of Valid	28	41	48	40	157	
N of Miss	0	0	0	0	0	

Table 46: What are the chances you would be seen as cool if you: smoked cigarettes?






Response	6	8	10	12	Total	
No or very little chance	85.7	70.7	62.5	35.0	61.8	
Little chance	10.7	12.2	16.7	22.5	15.9	
Some chance	0.0	7.3	12.5	32.5	14.0	
Pretty good chance	0.0	7.3	8.3	7.5	6.4	
Very good chance	3.6	2.4	0.0	2.5	1.9	
N of Valid	28	41	48	40	157	
N of Miss	0	0	0	0	0	

Table 47: What are the chances you would be seen as cool if you: worked hard at school?






Response	6	8	10	12	Total	
No or very little chance	10.7	14.6	8.3	7.5	10.2	
Little chance	0.0	4.9	12.5	25.0	11.5	
Some chance	14.3	39.0	29.2	27.5	28.7	
Pretty good chance	17.9	17.1	37.5	20.0	24.2	
Very good chance	57.1	24.4	12.5	20.0	25.5	
N of Valid	28	41	48	40	157	
N of Miss	0	0	0	0	0	

Table 48: What are the chances you would be seen as cool if you: began drinking alcoholic beverages regularly, that is, at least once or twice a month?


Response	6	8	10	12	Total	
No or very little chance	78.6	61.0	39.6	25.0	48.4	
Little chance	10.7	9.8	27.1	20.0	17.8	
Some chance	7.1	19.5	20.8	32.5	21.0	
Pretty good chance	0.0	7.3	12.5	12.5	8.9	
Very good chance	3.6	2.4	0.0	10.0	3.8	
N of Valid	28	41	48	40	157	
N of Miss	0	0	0	0	0	

Table 49: What are the chances you would be seen as cool if you: defended someone who was being bullied?

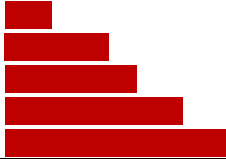
Response	6	8	10	12	Total	
No or very little chance	3.6	7.3	8.3	0.0	5.1	
Little chance	3.6	9.8	20.8	20.0	14.6	
Some chance	10.7	22.0	12.5	30.0	19.1	
Pretty good chance	17.9	29.3	31.2	25.0	26.8	
Very good chance	64.3	31.7	27.1	25.0	34.4	
N of Valid	28	41	48	40	157	
N of Miss	0	0	0	0	0	

Table 50: What are the chances you would be seen as cool if you: smoked marijuana?


Response	6	8	10	12	Total	
No or very little chance	89.3	63.4	60.4	40.0	61.1	
Little chance	7.1	14.6	18.8	15.0	14.6	
Some chance	0.0	9.8	8.3	25.0	11.5	
Pretty good chance	0.0	9.8	6.2	12.5	7.6	
Very good chance	3.6	2.4	6.2	7.5	5.1	
N of Valid	28	41	48	40	157	
N of Miss	0	0	0	0	0	

Table 51: What are the chances you would be seen as cool if you: carried a handgun?






Response	6	8	10	12	Total	
No or very little chance	78.6	70.7	63.8	55.0	66.0	
Little chance	7.1	7.3	17.0	25.0	14.7	
Some chance	10.7	7.3	10.6	10.0	9.6	
Pretty good chance	0.0	12.2	4.3	5.0	5.8	
Very good chance	3.6	2.4	4.3	5.0	3.8	
N of Valid	28	41	47	40	156	
N of Miss	0	0	1	0	1	

Table 52: What are the chances you would be seen as cool if you: used e-cigarettes, e-cigars or e-hookahs?






Response	6	8	10	12	Total	
No or very little chance	85.7	80.5	60.4	37.5	64.3	
Little chance	10.7	4.9	14.6	25.0	14.0	
Some chance	3.6	12.2	16.7	25.0	15.3	
Pretty good chance	0.0	2.4	4.2	10.0	4.5	
Very good chance	0.0	0.0	4.2	2.5	1.9	
N of Valid	28	41	48	40	157	
N of Miss	0	0	0	0	0	

Table 53: What are the chances you would be seen as cool if you: bullied someone or cyber bullied someone?






Response	6	8	10	12	Total	
No or very little chance	78.6	73.2	77.1	65.0	73.2	
Little chance	3.6	12.2	12.5	22.5	13.4	
Some chance	10.7	4.9	6.2	7.5	7.0	
Pretty good chance	3.6	7.3	0.0	5.0	3.8	
Very good chance	3.6	2.4	4.2	0.0	2.5	
N of Valid	28	41	48	40	157	
N of Miss	0	0	0	0	0	



Table 54: Think of your four best friends (the friends you feel closest to). In the past year (12 months), how many of your best friends have: participated in clubs, organizations or activities at school?






Response	6	8	10	12	Total	
0	3.7	2.4	8.3	2.5	4.5	
1	14.8	2.4	12.5	12.5	10.3	
2	14.8	2.4	16.7	22.5	14.1	
3	14.8	22.0	20.8	10.0	17.3	
4	51.9	70.7	41.7	52.5	53.8	
N of Valid	27	41	48	40	156	
N of Miss	1	0	0	0	1	

Table 55: Think of your four best friends (the friends you feel closest to). In the past year (12 months), how many of your best friends have: smoked cigarettes?






Response	6	8	10	12	Total	
0	71.4	61.0	45.8	27.5	49.7	
1	14.3	17.1	27.1	15.0	19.1	
2	10.7	14.6	8.3	30.0	15.9	
3	3.6	2.4	6.2	12.5	6.4	
4	0.0	4.9	12.5	15.0	8.9	
N of Valid	28	41	48	40	157	
N of Miss	0	0	0	0	0	

Table 56: Think of your four best friends (the friends you feel closest to). In the past year (12 months), how many of your best friends have: tried beer, wine or hard liquor (for example, vodka, whiskey, or gin) when their parents didn't know about it?






Response	6	8	10	12	Total	
0	75.0	39.0	16.7	20.0	33.8	
1	10.7	26.8	16.7	15.0	17.8	
2	3.6	14.6	18.8	17.5	14.6	
3	3.6	7.3	22.9	17.5	14.0	
4	7.1	12.2	25.0	30.0	19.7	
N of Valid	28	41	48	40	157	
N of Miss	0	0	0	0	0	

Table 57: Think of your four best friends (the friends you feel closest to). In the past year (12 months), how many of your best friends have: used e-cigarettes, e-cigars, or e-hookahs?


Response	6	8	10	12	Total	
0	89.3	85.4	66.7	47.5	70.7	
1	7.1	12.2	16.7	22.5	15.3	
2	0.0	0.0	2.1	7.5	2.5	
3	3.6	0.0	6.2	7.5	4.5	
4	0.0	2.4	8.3	15.0	7.0	
N of Valid	28	41	48	40	157	
N of Miss	0	0	0	0	0	

Table 58: Think of your four best friends (the friends you feel closest to). In the past year (12 months), how many of your best friends have: used marijuana?


Response	6	8	10	12	Total	
0	92.9	63.4	61.7	35.0	60.9	
1	0.0	17.1	14.9	25.0	15.4	
2	7.1	9.8	12.8	22.5	13.5	
3	0.0	2.4	0.0	15.0	4.5	
4	0.0	7.3	10.6	2.5	5.8	
N of Valid	28	41	47	40	156	
N of Miss	0	0	1	0	1	

Table 59: Think of your four best friends (the friends you feel closest to). In the past year (12 months), how many of your best friends have: used prescription drugs or non-prescription drugs for the purpose of getting high?


Response	6	8	10	12	Total	
0	92.9	80.5	85.4	82.5	84.7	
1	7.1	12.2	4.2	12.5	8.9	
2	0.0	4.9	4.2	2.5	3.2	
3	0.0	0.0	4.2	0.0	1.3	
4	0.0	2.4	2.1	2.5	1.9	
N of Valid	28	41	48	40	157	
N of Miss	0	0	0	0	0	

Table 60: Think of your four best friends (the friends you feel closest to). In the past year (12 months), how many of your best friends have: used synthetic marijuana (K2, spice) or bath salts?





Response	6	8	10	12	Total	
0	92.9	90.2	95.8	92.5	93.0	
1	3.6	7.3	0.0	7.5	4.5	
2	3.6	0.0	2.1	0.0	1.3	
3	0.0	2.4	2.1	0.0	1.3	
4	0.0	0.0	0.0	0.0	0.0	
N of Valid	28	41	48	40	157	
N of Miss	0	0	0	0	0	

Table 61: Think of your four best friends (the friends you feel closest to). In the past year (12 months), how many of your best friends have: used LSD, cocaine, amphetamines, or other illegal drugs?





Response	6	8	10	12	Total	
0	96.4	90.0	95.8	95.0	94.2	
1	0.0	7.5	4.2	5.0	4.5	
2	3.6	0.0	0.0	0.0	0.6	
3	0.0	0.0	0.0	0.0	0.0	
4	0.0	2.5	0.0	0.0	0.6	
N of Valid	28	40	48	40	156	
N of Miss	0	1	0	0	1	

Table 62: Think of your four best friends (the friends you feel closest to). In the past year (12 months), how many of your best friends have: been bullied?






Response	6	8	10	12	Total	
0	32.1	39.0	41.7	65.0	45.2	
1	7.1	31.7	20.8	17.5	20.4	
2	28.6	7.3	10.4	7.5	12.1	
3	14.3	4.9	10.4	0.0	7.0	
4	17.9	17.1	16.7	10.0	15.3	
N of Valid	28	41	48	40	157	
N of Miss	0	0	0	0	0	

Table 63: Think of your four best friends (the friends you feel closest to). In the past year (12 months), how many of your best friends have: been suspended from school?






Response	6	8	10	12	Total	
0	46.4	51.2	72.3	85.0	65.4	
1	21.4	26.8	10.6	7.5	16.0	
2	10.7	9.8	10.6	5.0	9.0	
3	10.7	4.9	0.0	0.0	3.2	
4	10.7	7.3	6.4	2.5	6.4	
N of Valid	28	41	47	40	156	
N of Miss	0	0	1	0	1	

Table 64: Think of your four best friends (the friends you feel closest to). In the past year (12 months), how many of your best friends have: carried a handgun?






Response	6	8	10	12	Total	
0	92.9	90.2	89.6	92.5	91.1	
1	7.1	2.4	8.3	0.0	4.5	
2	0.0	4.9	2.1	5.0	3.2	
3	0.0	2.4	0.0	0.0	0.6	
4	0.0	0.0	0.0	2.5	0.6	
N of Valid	28	41	48	40	157	
N of Miss	0	0	0	0	0	

Table 65: Think of your four best friends (the friends you feel closest to). In the past year (12 months), how many of your best friends have: sold illegal drugs?





Response	6	8	10	12	Total	
0	96.4	85.4	89.6	87.5	89.2	
1	3.6	12.2	6.2	5.0	7.0	
2	0.0	2.4	2.1	5.0	2.5	
3	0.0	0.0	2.1	2.5	1.3	
4	0.0	0.0	0.0	0.0	0.0	
N of Valid	28	41	48	40	157	
N of Miss	0	0	0	0	0	

Table 66: Think of your four best friends (the friends you feel closest to). In the past year (12 months), how many of your best friends have: regularly attended religious services?






Response	6	8	10	12	Total	
0	7.4	7.3	16.7	10.0	10.9	
1	14.8	9.8	14.6	20.0	14.7	
2	11.1	4.9	20.8	27.5	16.7	
3	3.7	26.8	27.1	15.0	19.9	
4	63.0	51.2	20.8	27.5	37.8	
N of Valid	27	41	48	40	156	
N of Miss	1	0	0	0	1	

Table 67: Think of your four best friends (the friends you feel closest to). In the past year (12 months), how many of your best friends have: stolen or tried to steal a motor vehicle such as a car or motorcycle?






Response	6	8	10	12	Total	
0	82.1	95.1	93.8	97.5	93.0	
1	14.3	2.4	4.2	2.5	5.1	
2	3.6	0.0	0.0	0.0	0.6	
3	0.0	0.0	2.1	0.0	0.6	
4	0.0	2.4	0.0	0.0	0.6	
N of Valid	28	41	48	40	157	
N of Miss	0	0	0	0	0	

Table 68: Think of your four best friends (the friends you feel closest to). In the past year (12 months), how many of your best friends have: been arrested?






Response	6	8	10	12	Total	
0	82.1	90.2	81.2	95.0	87.3	
1	14.3	4.9	10.4	0.0	7.0	
2	3.6	0.0	6.2	2.5	3.2	
3	0.0	2.4	2.1	0.0	1.3	
4	0.0	2.4	0.0	2.5	1.3	
N of Valid	28	41	48	40	157	
N of Miss	0	0	0	0	0	

Table 69: Think of your four best friends (the friends you feel closest to). In the past year (12 months), how many of your best friends have: dropped out of school?






Response	6	8	10	12	Total	
0	96.4	95.1	91.7	90.0	93.0	
1	0.0	0.0	6.2	7.5	3.8	
2	0.0	0.0	0.0	2.5	0.6	
3	0.0	0.0	2.1	0.0	0.6	
4	3.6	4.9	0.0	0.0	1.9	
N of Valid	28	41	48	40	157	
N of Miss	0	0	0	0	0	

Table 70: Think of your four best friends (the friends you feel closest to). In the past year (12 months), how many of your best friends have: been members of a gang?





Response	6	8	10	12	Total	
0	71.4	92.7	81.2	97.5	86.6	
1	14.3	0.0	12.5	0.0	6.4	
2	7.1	2.4	4.2	0.0	3.2	
3	0.0	0.0	0.0	0.0	0.0	
4	7.1	4.9	2.1	2.5	3.8	
N of Valid	28	41	48	40	157	
N of Miss	0	0	0	0	0	

Table 71: How old were you when you first: smoked marijuana?










Response	6	8	10	12	Total	
Never	96.4	85.4	83.3	60.0	80.3	
10 or younger	3.6	2.4	0.0	2.5	1.9	
11	0.0	2.4	2.1	2.5	1.9	
12	0.0	0.0	0.0	5.0	1.3	
13	0.0	4.9	4.2	5.0	3.8	
14	0.0	4.9	6.2	2.5	3.8	
15	0.0	0.0	4.2	5.0	2.5	
16	0.0	0.0	0.0	10.0	2.5	
17 or older	0.0	0.0	0.0	7.5	1.9	
N of Valid	28	41	48	40	157	
N of Miss	0	0	0	0	0	

Table 72: How old were you when you first: smoked a cigarette, even just a puff?










Response	6	8	10	12	Total	
Never	70.4	68.3	58.3	32.5	56.4	
10 or younger	18.5	26.8	16.7	12.5	18.6	
11	11.1	0.0	2.1	5.0	3.8	
12	0.0	2.4	2.1	7.5	3.2	
13	0.0	2.4	8.3	5.0	4.5	
14	0.0	0.0	4.2	12.5	4.5	
15	0.0	0.0	8.3	5.0	3.8	
16	0.0	0.0	0.0	12.5	3.2	
17 or older	0.0	0.0	0.0	7.5	1.9	
N of Valid	27	41	48	40	156	
N of Miss	1	0	0	0	1	

Table 73: How old were you when you first: had more than a sip or two of beer, wine or hard liquor (for example, vodka, whiskey, or gin)?










Response	6	8	10	12	Total	
Never	67.9	47.5	37.5	20.0	41.0	
10 or younger	14.3	10.0	6.2	7.5	9.0	
11	14.3	7.5	0.0	0.0	4.5	
12	3.6	17.5	6.2	12.5	10.3	
13	0.0	10.0	18.8	2.5	9.0	
14	0.0	5.0	12.5	20.0	10.3	
15	0.0	2.5	16.7	7.5	7.7	
16	0.0	0.0	2.1	15.0	4.5	
17 or older	0.0	0.0	0.0	15.0	3.8	
N of Valid	28	40	48	40	156	
N of Miss	0	1	0	0	1	

Table 74: How old were you when you first: began drinking alcoholic beverages regularly, that is, at least once or twice a month?










Response	6	8	10	12	Total	
Never	89.3	95.1	93.8	57.5	84.1	
10 or younger	7.1	0.0	0.0	0.0	1.3	
11	0.0	0.0	0.0	2.5	0.6	
12	3.6	4.9	0.0	0.0	1.9	
13	0.0	0.0	0.0	2.5	0.6	
14	0.0	0.0	2.1	5.0	1.9	
15	0.0	0.0	0.0	10.0	2.5	
16	0.0	0.0	2.1	10.0	3.2	
17 or older	0.0	0.0	2.1	12.5	3.8	
N of Valid	28	41	48	40	157	
N of Miss	0	0	0	0	0	

Table 75: How old were you when you first: used Daztrex?


Response	6	8	10	12	Total	
Never	100.0	100.0	100.0	100.0	100.0	
10 or younger	0.0	0.0	0.0	0.0	0.0	
11	0.0	0.0	0.0	0.0	0.0	
12	0.0	0.0	0.0	0.0	0.0	
13	0.0	0.0	0.0	0.0	0.0	
14	0.0	0.0	0.0	0.0	0.0	
15	0.0	0.0	0.0	0.0	0.0	
16	0.0	0.0	0.0	0.0	0.0	
17 or older	0.0	0.0	0.0	0.0	0.0	
N of Valid	28	41	47	40	156	
N of Miss	0	0	1	0	1	



Table 76: How old were you when you first: got suspended from school?









Response	6	8	10	12	Total	
Never	82.1	75.6	81.2	90.0	82.2	
10 or younger	14.3	9.8	2.1	5.0	7.0	
11	3.6	0.0	2.1	0.0	1.3	
12	0.0	2.4	2.1	0.0	1.3	
13	0.0	12.2	6.2	2.5	5.7	
14	0.0	0.0	2.1	0.0	0.6	
15	0.0	0.0	4.2	0.0	1.3	
16	0.0	0.0	0.0	2.5	0.6	
17 or older	0.0	0.0	0.0	0.0	0.0	
N of Valid	28	41	48	40	157	
N of Miss	0	0	0	0	0	

Table 77: How old were you when you first: got arrested?






Response	6	8	10	12	Total	
Never	92.9	100.0	95.8	95.0	96.2	
10 or younger	0.0	0.0	2.1	0.0	0.6	
11	7.1	0.0	0.0	0.0	1.3	
12	0.0	0.0	0.0	0.0	0.0	
13	0.0	0.0	0.0	0.0	0.0	
14	0.0	0.0	0.0	0.0	0.0	
15	0.0	0.0	2.1	0.0	0.6	
16	0.0	0.0	0.0	0.0	0.0	
17 or older	0.0	0.0	0.0	5.0	1.3	
N of Valid	28	41	48	40	157	
N of Miss	0	0	0	0	0	

Table 78: How old were you when you first: carried a handgun?







Response	6	8	10	12	Total	
Never	96.4	95.1	93.8	95.0	94.9	
10 or younger	0.0	2.4	2.1	0.0	1.3	
11	3.6	0.0	0.0	0.0	0.6	
12	0.0	2.4	4.2	0.0	1.9	
13	0.0	0.0	0.0	0.0	0.0	
14	0.0	0.0	0.0	2.5	0.6	
15	0.0	0.0	0.0	2.5	0.6	
16	0.0	0.0	0.0	0.0	0.0	
17 or older	0.0	0.0	0.0	0.0	0.0	
N of Valid	28	41	48	40	157	
N of Miss	0	0	0	0	0	

Table 79: How old were you when you first: used e-cigarettes, e-cigars, or e-hookahs?









Response	6	8	10	12	Total	
Never	92.9	90.2	83.3	75.0	84.7	
10 or younger	7.1	4.9	0.0	0.0	2.5	
11	0.0	4.9	0.0	0.0	1.3	
12	0.0	0.0	0.0	0.0	0.0	
13	0.0	0.0	0.0	2.5	0.6	
14	0.0	0.0	4.2	7.5	3.2	
15	0.0	0.0	10.4	0.0	3.2	
16	0.0	0.0	2.1	7.5	2.5	
17 or older	0.0	0.0	0.0	7.5	1.9	
N of Valid	28	41	48	40	157	
N of Miss	0	0	0	0	0	

Table 80: How old were you when you first: belonged to a gang?








Response	6	8	10	12	Total	
Never	82.1	97.6	93.8	92.5	92.4	
10 or younger	0.0	0.0	0.0	2.5	0.6	
11	14.3	2.4	0.0	0.0	3.2	
12	3.6	0.0	0.0	0.0	0.6	
13	0.0	0.0	4.2	2.5	1.9	
14	0.0	0.0	0.0	0.0	0.0	
15	0.0	0.0	2.1	0.0	0.6	
16	0.0	0.0	0.0	0.0	0.0	
17 or older	0.0	0.0	0.0	2.5	0.6	
N of Valid	28	41	48	40	157	
N of Miss	0	0	0	0	0	

Table 81: How old were you when you first: used prescription drugs not prescribed to you?








Response	6	8	10	12	Total	
Never	89.3	75.6	93.8	95.0	88.5	
10 or younger	0.0	9.8	0.0	0.0	2.5	
11	7.1	2.4	0.0	0.0	1.9	
12	3.6	4.9	0.0	2.5	2.5	
13	0.0	4.9	2.1	0.0	1.9	
14	0.0	0.0	2.1	0.0	0.6	
15	0.0	2.4	2.1	2.5	1.9	
16	0.0	0.0	0.0	0.0	0.0	
17 or older	0.0	0.0	0.0	0.0	0.0	
N of Valid	28	41	48	40	157	
N of Miss	0	0	0	0	0	

Table 82: How wrong do you think it is for someone your age to: take a handgun to school?

Response	6	8	10	12	Total	
Very wrong	85.7	85.4	85.4	87.2	85.9	
Wrong	14.3	9.8	4.2	7.7	8.3	
A little bit wrong	0.0	4.9	8.3	5.1	5.1	
Not at all wrong	0.0	0.0	2.1	0.0	0.6	
N of Valid	28	41	48	39	156	
N of Miss	0	0	0	1	1	

Table 83: How wrong do you think it is for someone your age to: steal anything?

Response	6	8	10	12	Total	
Very wrong	67.9	61.0	66.7	79.5	68.6	
Wrong	21.4	24.4	27.1	17.9	23.1	
A little bit wrong	10.7	14.6	6.2	2.6	8.3	
Not at all wrong	0.0	0.0	0.0	0.0	0.0	
N of Valid	28	41	48	39	156	
N of Miss	0	0	0	1	1	

Table 84: How wrong do you think it is for someone your age to: pick a fight with someone?

Response	6	8	10	12	Total	
Very wrong	50.0	31.7	35.4	48.7	40.4	
Wrong	25.0	31.7	39.6	28.2	32.1	
A little bit wrong	14.3	29.3	25.0	23.1	23.7	
Not at all wrong	10.7	7.3	0.0	0.0	3.8	
N of Valid	28	41	48	39	156	
N of Miss	0	0	0	1	1	

Table 85: How wrong do you think it is for someone your age to: attack someone with the idea of seriously hurting them?

Response	6	8	10	12	Total	
Very wrong	82.1	73.2	75.0	76.9	76.3	
Wrong	7.1	14.6	12.5	15.4	12.8	
A little bit wrong	10.7	12.2	12.5	7.7	10.9	
Not at all wrong	0.0	0.0	0.0	0.0	0.0	
N of Valid	28	41	48	39	156	
N of Miss	0	0	0	1	1	

Table 86: How wrong do you think it is for someone your age to: stay away from school all day when their parents think they are at school?

Response	6	8	10	12	Total	
Very wrong	75.0	58.5	48.9	53.8	57.4	
Wrong	10.7	14.6	29.8	30.8	22.6	
A little bit wrong	10.7	24.4	17.0	15.4	17.4	
Not at all wrong	3.6	2.4	4.3	0.0	2.6	
N of Valid	28	41	47	39	155	
N of Miss	0	0	1	1	2	

Table 87: How wrong do you think it is for someone your age to: drink beer, wine or hard liquor (for example, vodka, whiskey, or gin) regularly?

Response	6	8	10	12	Total	
Very wrong	89.3	58.5	33.3	23.1	47.4	
Wrong	10.7	22.0	25.0	30.8	23.1	
A little bit wrong	0.0	17.1	39.6	30.8	24.4	
Not at all wrong	0.0	2.4	2.1	15.4	5.1	
N of Valid	28	41	48	39	156	
N of Miss	0	0	0	1	1	

Table 88: How wrong do you think it is for someone your age to: smoke cigarettes?





Response	6	8	10	12	Total	
Very wrong	85.7	75.6	43.8	35.9	57.7	
Wrong	7.1	7.3	29.2	20.5	17.3	
A little bit wrong	7.1	14.6	25.0	30.8	20.5	
Not at all wrong	0.0	2.4	2.1	12.8	4.5	
N of Valid	28	41	48	39	156	
N of Miss	0	0	0	1	1	

Table 89: How wrong do you think it is for someone your age to: smoke marijuana?





Response	6	8	10	12	Total	
Very wrong	96.4	73.2	58.3	41.0	64.7	
Wrong	3.6	17.1	20.8	28.2	18.6	
A little bit wrong	0.0	7.3	12.5	17.9	10.3	
Not at all wrong	0.0	2.4	8.3	12.8	6.4	
N of Valid	28	41	48	39	156	
N of Miss	0	0	0	1	1	

Table 90: How wrong do you think it is for someone your age to: use prescription drugs or non-prescription drugs for the purpose of getting high?





Response	6	8	10	12	Total	
Very wrong	92.9	87.8	81.2	84.6	85.9	
Wrong	7.1	9.8	16.7	10.3	11.5	
A little bit wrong	0.0	2.4	2.1	0.0	1.3	
Not at all wrong	0.0	0.0	0.0	5.1	1.3	
N of Valid	28	41	48	39	156	
N of Miss	0	0	0	1	1	

Table 91: How wrong do you think it is for someone your age to: use synthetic marijuana (K2, spice) or bath salts?

Response	6	8	10	12	Total	
Very wrong	92.9	90.2	87.5	89.7	89.7	
Wrong	7.1	2.4	8.3	7.7	6.4	
A little bit wrong	0.0	4.9	4.2	0.0	2.6	
Not at all wrong	0.0	2.4	0.0	2.6	1.3	
N of Valid	28	41	48	39	156	
N of Miss	0	0	0	1	1	

Table 92: How wrong do you think it is for someone your age to: use LSD, cocaine, amphetamines or another illegal drug?

Response	6	8	10	12	Total	
Very wrong	100.0	87.8	89.6	97.4	92.9	
Wrong	0.0	7.3	8.3	2.6	5.1	
A little bit wrong	0.0	4.9	2.1	0.0	1.9	
Not at all wrong	0.0	0.0	0.0	0.0	0.0	
N of Valid	28	41	48	39	156	
N of Miss	0	0	0	1	1	

Table 93: How wrong do you think it is for someone your age to: use e-cigarettes, e-cigars or e-hookahs?

Response	6	8	10	12	Total	
Very wrong	75.0	68.3	58.3	43.6	60.3	
Wrong	14.3	7.3	18.8	10.3	12.8	
A little bit wrong	7.1	14.6	20.8	33.3	19.9	
Not at all wrong	3.6	9.8	2.1	12.8	7.1	
N of Valid	28	41	48	39	156	
N of Miss	0	0	0	1	1	

Table 94: At school during the past 12 months, did you receive help from the resource teacher, speech therapist or other special education teacher?



Response	6	8	10	12	Total	
No	89.3	95.1	92.9	82.4	90.3	
Yes	10.7	4.9	7.1	17.6	9.7	
N of Valid	28	41	42	34	145	
N of Miss	0	0	6	6	12	

Table 95: How many times in the past year (12 months) have you: been suspended from school?




Response	6	8	10	12	Total	
Never	85.7	87.8	91.5	94.9	90.3	
1 to 2 times	10.7	9.8	8.5	5.1	8.4	
3 to 5 times	0.0	0.0	0.0	0.0	0.0	
6 to 9 times	0.0	0.0	0.0	0.0	0.0	
10 to 19 times	3.6	2.4	0.0	0.0	1.3	
20 to 29 times	0.0	0.0	0.0	0.0	0.0	
30 to 39 times	0.0	0.0	0.0	0.0	0.0	
40+ times	0.0	0.0	0.0	0.0	0.0	
N of Valid	28	41	47	39	155	
N of Miss	0	0	1	1	2	

Table 96: How many times in the past year (12 months) have you: carried a handgun?





Response	6	8	10	12	Total	
Never	100.0	95.1	93.8	94.9	95.5	
1 to 2 times	0.0	4.9	2.1	5.1	3.2	
3 to 5 times	0.0	0.0	0.0	0.0	0.0	
6 to 9 times	0.0	0.0	0.0	0.0	0.0	
10 to 19 times	0.0	0.0	0.0	0.0	0.0	
20 to 29 times	0.0	0.0	2.1	0.0	0.6	
30 to 39 times	0.0	0.0	0.0	0.0	0.0	
40+ times	0.0	0.0	2.1	0.0	0.6	
N of Valid	28	41	48	39	156	
N of Miss	0	0	0	1	1	



Table 97: How many times in the past year (12 months) have you: sold illegal drugs?





Response	6	8	10	12	Total	
Never	100.0	95.1	100.0	97.4	98.1	
1 to 2 times	0.0	2.4	0.0	0.0	0.6	
3 to 5 times	0.0	0.0	0.0	2.6	0.6	
6 to 9 times	0.0	0.0	0.0	0.0	0.0	
10 to 19 times	0.0	0.0	0.0	0.0	0.0	
20 to 29 times	0.0	0.0	0.0	0.0	0.0	
30 to 39 times	0.0	0.0	0.0	0.0	0.0	
40+ times	0.0	2.4	0.0	0.0	0.6	
N of Valid	28	41	48	39	156	
N of Miss	0	0	0	1	1	

Table 98: How many times in the past year (12 months) have you: stolen or tried to steal a motor vehicle such as a car or motorcycle?



Response	6	8	10	12	Total	
Never	96.4	100.0	100.0	100.0	99.4	
1 to 2 times	0.0	0.0	0.0	0.0	0.0	
3 to 5 times	0.0	0.0	0.0	0.0	0.0	
6 to 9 times	0.0	0.0	0.0	0.0	0.0	
10 to 19 times	3.6	0.0	0.0	0.0	0.6	
20 to 29 times	0.0	0.0	0.0	0.0	0.0	
30 to 39 times	0.0	0.0	0.0	0.0	0.0	
40+ times	0.0	0.0	0.0	0.0	0.0	
N of Valid	28	41	48	38	155	
N of Miss	0	0	0	2	2	

Table 99: How many times in the past year (12 months) have you: participated in clubs, organizations or activities at school?









Response	6	8	10	12	Total	
Never	14.3	9.8	22.9	20.5	17.3	
1 to 2 times	21.4	19.5	10.4	15.4	16.0	
3 to 5 times	14.3	17.1	12.5	17.9	15.4	
6 to 9 times	10.7	7.3	4.2	5.1	6.4	
10 to 19 times	10.7	2.4	6.2	7.7	6.4	
20 to 29 times	3.6	4.9	2.1	7.7	4.5	
30 to 39 times	3.6	2.4	2.1	2.6	2.6	
40+ times	21.4	36.6	39.6	23.1	31.4	
N of Valid	28	41	48	39	156	
N of Miss	0	0	0	1	1	

Table 100: How many times in the past year (12 months) have you: been arrested?



Response	6	8	10	12	Total	
Never	96.4	100.0	97.9	97.4	98.1	
1 to 2 times	3.6	0.0	2.1	2.6	1.9	
3 to 5 times	0.0	0.0	0.0	0.0	0.0	
6 to 9 times	0.0	0.0	0.0	0.0	0.0	
10 to 19 times	0.0	0.0	0.0	0.0	0.0	
20 to 29 times	0.0	0.0	0.0	0.0	0.0	
30 to 39 times	0.0	0.0	0.0	0.0	0.0	
40+ times	0.0	0.0	0.0	0.0	0.0	
N of Valid	28	41	48	39	156	
N of Miss	0	0	0	1	1	

Table 101: How many times in the past year (12 months) have you: attacked someone with the idea of seriously hurting them?





Response	6	8	10	12	Total	
Never	85.7	85.4	89.6	97.4	89.7	
1 to 2 times	7.1	12.2	8.3	2.6	7.7	
3 to 5 times	3.6	2.4	2.1	0.0	1.9	
6 to 9 times	0.0	0.0	0.0	0.0	0.0	
10 to 19 times	0.0	0.0	0.0	0.0	0.0	
20 to 29 times	0.0	0.0	0.0	0.0	0.0	
30 to 39 times	0.0	0.0	0.0	0.0	0.0	
40+ times	3.6	0.0	0.0	0.0	0.6	
N of Valid	28	41	48	39	156	
N of Miss	0	0	0	1	1	

Table 102: How many times in the past year (12 months) have you: been drunk or high at school?






Response	6	8	10	12	Total	
Never	96.4	95.1	91.7	94.9	94.2	
1 to 2 times	3.6	2.4	4.2	0.0	2.6	
3 to 5 times	0.0	0.0	2.1	2.6	1.3	
6 to 9 times	0.0	0.0	2.1	0.0	0.6	
10 to 19 times	0.0	2.4	0.0	2.6	1.3	
20 to 29 times	0.0	0.0	0.0	0.0	0.0	
30 to 39 times	0.0	0.0	0.0	0.0	0.0	
40+ times	0.0	0.0	0.0	0.0	0.0	
N of Valid	28	41	48	39	156	
N of Miss	0	0	0	1	1	

Table 103: How many times in the past year (12 months) have you: taken a handgun to school?


Response	6	8	10	12	Total	
Never	100.0	100.0	100.0	100.0	100.0	
1 to 2 times	0.0	0.0	0.0	0.0	0.0	
3 to 5 times	0.0	0.0	0.0	0.0	0.0	
6 to 9 times	0.0	0.0	0.0	0.0	0.0	
10 to 19 times	0.0	0.0	0.0	0.0	0.0	
20 to 29 times	0.0	0.0	0.0	0.0	0.0	
30 to 39 times	0.0	0.0	0.0	0.0	0.0	
40+ times	0.0	0.0	0.0	0.0	0.0	
N of Valid	28	41	48	39	156	
N of Miss	0	0	0	1	1	

Table 104: Are you currently on probation, or assigned a probation officer with Juvenile Court?



Response	6	8	10	12	Total	
No	92.6	100.0	100.0	100.0	98.6	
Yes	7.4	0.0	0.0	0.0	1.4	
N of Valid	27	41	42	37	147	
N of Miss	1	0	6	3	10	

Table 105: Have you ever belonged to a gang?





Response	6	8	10	12	Total	
No	82.1	97.6	87.5	90.0	89.8	
No, but would like to	3.6	0.0	2.1	2.5	1.9	
Yes, in the past	7.1	2.4	2.1	2.5	3.2	
Yes, belong now	7.1	0.0	8.3	5.0	5.1	
Yes, but would like to get out	0.0	0.0	0.0	0.0	0.0	
N of Valid	28	41	48	40	157	
N of Miss	0	0	0	0	0	

Table 106: If you have ever belonged to a gang, did that gang have a name?

Response	6	8	10	12	Total
No	10.7	4.9	4.3	15.4	8.4
Yes	10.7	2.4	10.9	7.7	7.8
I have never belonged to a gang	78.6	92.7	84.8	76.9	83.8
N of Valid	28	41	46	39	154
N of Miss	0	0	2	1	3

Table 107: You are at a party at someone's house, and one of your friends offers you a drink containing alcohol. What would you say or do?

Response	6	8	10	12	Total
Drink it	3.6	39.0	33.3	52.5	34.4
Tell your friend, 'No thanks, I don't drink' and suggest that you and your friend go and do something else	57.1	39.0	37.5	20.0	36.9
Just say, 'No thanks' and walk away	28.6	17.1	22.9	27.5	23.6
Make up a good excuse, tell your friend you had something else to do, and leave	10.7	4.9	6.2	0.0	5.1
N of Valid	28	41	48	40	157
N of Miss	0	0	0	0	0

Table 108: How often do you attend religious services or activities?

Response	6	8	10	12	Total
Never	0.0	4.9	10.6	10.0	7.1
Rarely	7.1	14.6	19.1	27.5	17.9
1-2 Times a Month	21.4	19.5	19.1	27.5	21.8
About Once a Week or More	71.4	61.0	51.1	35.0	53.2
N of Valid	28	41	47	40	156
N of Miss	0	0	1	0	1

Table 109: I think sometimes it's okay to cheat at school.





Response	6	8	10	12	Total	
NO!	67.9	29.3	6.2	25.0	28.0	
no	17.9	39.0	45.8	27.5	34.4	
yes	3.6	26.8	45.8	45.0	33.1	
YES!	10.7	4.9	2.1	2.5	4.5	
N of Valid	28	41	48	40	157	
N of Miss	0	0	0	0	0	

Table 110: It is important to think before you act.





Response	6	8	10	12	Total	
NO!	3.6	0.0	0.0	0.0	0.6	
no	0.0	7.3	6.2	0.0	3.8	
yes	25.0	36.6	33.3	32.5	32.5	
YES!	71.4	56.1	60.4	67.5	63.1	
N of Valid	28	41	48	40	157	
N of Miss	0	0	0	0	0	

Table 111: Sometimes I think that life is not worth it.





Response	6	8	10	12	Total	
NO!	60.7	61.0	39.6	40.0	49.0	
no	17.9	7.3	12.5	35.0	17.8	
yes	17.9	17.1	31.2	20.0	22.3	
YES!	3.6	14.6	16.7	5.0	10.8	
N of Valid	28	41	48	40	157	
N of Miss	0	0	0	0	0	

Table 112: At times I think I am no good at all.

Response	6	8	10	12	Total	
NO!	39.3	41.5	20.8	32.5	32.5	
no	25.0	22.0	16.7	22.5	21.0	
yes	28.6	22.0	39.6	35.0	31.8	
YES!	7.1	14.6	22.9	10.0	14.6	
N of Valid	28	41	48	40	157	
N of Miss	0	0	0	0	0	

Table 113: All in all, I am inclined to think that I am a failure.

Response	6	8	10	12	Total	
NO!	50.0	41.5	39.6	47.5	43.9	
no	32.1	29.3	35.4	30.0	31.8	
yes	14.3	17.1	20.8	20.0	18.5	
YES!	3.6	12.2	4.2	2.5	5.7	
N of Valid	28	41	48	40	157	
N of Miss	0	0	0	0	0	

Table 114: In the past year, have you felt depressed or sad MOST days, even if you felt okay sometimes?

Response	6	8	10	12	Total	
NO!	28.6	43.9	14.6	32.5	29.3	
no	35.7	22.0	31.2	17.5	26.1	
yes	28.6	19.5	27.1	27.5	25.5	
YES!	7.1	14.6	27.1	22.5	19.1	
N of Valid	28	41	48	40	157	
N of Miss	0	0	0	0	0	

Table 115: It is all right to beat up people if they start the fight.

Response	6	8	10	12	Total	
NO!	50.0	7.3	33.3	20.0	26.1	
no	14.3	2.4	18.8	20.0	14.0	
yes	17.9	31.7	31.2	22.5	26.8	
YES!	17.9	58.5	16.7	37.5	33.1	
N of Valid	28	41	48	40	157	
N of Miss	0	0	0	0	0	

Table 116: I think it is okay to take something without asking if you can get away with it.

Response	6	8	10	12	Total	
NO!	75.0	55.0	50.0	77.5	62.8	
no	10.7	27.5	50.0	20.0	29.5	
yes	10.7	15.0	0.0	0.0	5.8	
YES!	3.6	2.5	0.0	2.5	1.9	
N of Valid	28	40	48	40	156	
N of Miss	0	1	0	0	1	

Table 117: Where do you get the most information about living a drug and alcohol free life? Parents/guardians

Response	6	8	10	12	Total	
All the time	71.4	51.2	37.5	57.5	52.2	
Most	10.7	26.8	31.2	20.0	23.6	
Some	7.1	12.2	25.0	15.0	15.9	
Very little	10.7	9.8	6.2	7.5	8.3	
N of Valid	28	41	48	40	157	
N of Miss	0	0	0	0	0	



Table 118: Where do you get the most information about living a drug and alcohol free life? Friends





Response	6	8	10	12	Total	
All the time	10.7	7.3	8.3	12.5	9.6	
Most	25.0	14.6	18.8	17.5	18.5	
Some	25.0	29.3	33.3	37.5	31.8	
Very little	39.3	48.8	39.6	32.5	40.1	
N of Valid	28	41	48	40	157	
N of Miss	0	0	0	0	0	

Table 119: Where do you get the most information about living a drug and alcohol free life? Family members





Response	6	8	10	12	Total	
All the time	60.7	36.6	31.2	50.0	42.7	
Most	21.4	24.4	27.1	20.0	23.6	
Some	10.7	22.0	27.1	17.5	20.4	
Very little	7.1	17.1	14.6	12.5	13.4	
N of Valid	28	41	48	40	157	
N of Miss	0	0	0	0	0	

Table 120: Where do you get the most information about living a drug and alcohol free life? School





Response	6	8	10	12	Total	
All the time	50.0	48.8	41.7	47.5	46.5	
Most	25.0	19.5	22.9	15.0	20.4	
Some	10.7	17.1	22.9	17.5	17.8	
Very little	14.3	14.6	12.5	20.0	15.3	
N of Valid	28	41	48	40	157	
N of Miss	0	0	0	0	0	

Table 121: Where do you get the most information about living a drug and alcohol free life? Internet





Response	6	8	10	12	Total	
All the time	10.7	4.9	8.3	5.0	7.0	
Most	10.7	4.9	8.3	10.0	8.3	
Some	25.0	24.4	33.3	22.5	26.8	
Very little	53.6	65.9	50.0	62.5	58.0	
N of Valid	28	41	48	40	157	
N of Miss	0	0	0	0	0	

Table 122: Where do you get the most information about living a drug and alcohol free life? TV





Response	6	8	10	12	Total	
All the time	14.3	19.5	8.3	10.0	12.7	
Most	17.9	9.8	8.3	10.0	10.8	
Some	21.4	17.1	47.9	20.0	28.0	
Very little	46.4	53.7	35.4	60.0	48.4	
N of Valid	28	41	48	40	157	
N of Miss	0	0	0	0	0	

Table 123: Where do you get the most information about living a drug and alcohol free life? Social media





Response	6	8	10	12	Total	
All the time	14.3	7.3	8.3	7.5	8.9	
Most	7.1	14.6	14.6	5.0	10.8	
Some	35.7	17.1	27.1	15.0	22.9	
Very little	42.9	61.0	50.0	72.5	57.3	
N of Valid	28	41	48	40	157	
N of Miss	0	0	0	0	0	

Table 124: How much do you think people risk harming themselves (physically or in other ways) if they: smoked one or more packs of cigarettes per day?





Response	6	8	10	12	Total	
No risk	10.7	4.9	2.1	5.0	5.1	
Slight risk	7.1	2.4	4.2	10.0	5.7	
Moderate risk	17.9	34.1	27.1	25.0	26.8	
Great risk	64.3	58.5	66.7	60.0	62.4	
N of Valid	28	41	48	40	157	
N of Miss	0	0	0	0	0	

Table 125: How much do you think people risk harming themselves (physically or in other ways) if they: try marijuana once or twice?





Response	6	8	10	12	Total	
No risk	11.1	9.8	17.4	40.0	20.1	
Slight risk	18.5	36.6	23.9	32.5	28.6	
Moderate risk	25.9	29.3	34.8	10.0	25.3	
Great risk	44.4	24.4	23.9	17.5	26.0	
N of Valid	27	41	46	40	154	
N of Miss	1	0	2	0	3	

Table 126: How much do you think people risk harming themselves (physically or in other ways) if they: smoke marijuana once or twice a week?





Response	6	8	10	12	Total	
No risk	3.7	4.9	8.5	25.6	11.0	
Slight risk	3.7	19.5	27.7	17.9	18.8	
Moderate risk	29.6	17.1	19.1	33.3	24.0	
Great risk	63.0	58.5	44.7	23.1	46.1	
N of Valid	27	41	47	39	154	
N of Miss	1	0	1	1	3	

Table 127: How much do you think people risk harming themselves (physically or in other ways) if they: take one or two drinks of an alcoholic beverage (beer, wine, liquor) nearly every day?


Response	6	8	10	12	Total	
No risk	7.1	4.9	10.4	12.5	8.9	
Slight risk	28.6	31.7	10.4	25.0	22.9	
Moderate risk	21.4	29.3	39.6	32.5	31.8	
Great risk	42.9	34.1	39.6	30.0	36.3	
N of Valid	28	41	48	40	157	
N of Miss	0	0	0	0	0	

Table 128: How much do you think people risk harming themselves (physically or in other ways) if they: have five or more drinks of an alcoholic beverage once or twice a weekend?

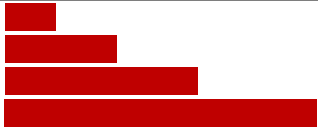
Response	6	8	10	12	Total	
No risk	3.6	4.9	2.1	12.5	5.7	
Slight risk	25.0	14.6	18.8	7.5	15.9	
Moderate risk	28.6	26.8	22.9	40.0	29.3	
Great risk	42.9	53.7	56.2	40.0	49.0	
N of Valid	28	41	48	40	157	
N of Miss	0	0	0	0	0	

Table 129: How much do you think people risk harming themselves (physically or in other ways) if they: use prescription drugs that are not prescribed to them?


Response	6	8	10	12	Total	
No risk	7.1	0.0	4.2	7.5	4.5	
Slight risk	14.3	22.0	4.2	5.0	10.8	
Moderate risk	14.3	24.4	20.8	2.5	15.9	
Great risk	64.3	53.7	70.8	85.0	68.8	
N of Valid	28	41	48	40	157	
N of Miss	0	0	0	0	0	

Table 130: How much do you think people risk harming themselves (physically or in other ways) if they: use non-prescription drugs to get high?


Response	6	8	10	12	Total	
No risk	7.1	2.4	4.2	5.0	4.5	
Slight risk	3.6	9.8	0.0	7.5	5.1	
Moderate risk	35.7	19.5	16.7	2.5	17.2	
Great risk	53.6	68.3	79.2	85.0	73.2	
N of Valid	28	41	48	40	157	
N of Miss	0	0	0	0	0	

Table 131: How much do you think people risk harming themselves (physically or in other ways) if they: use e-cigarettes, e-cigars, or e-hookahs?


Response	6	8	10	12	Total	
No risk	14.3	19.5	8.3	25.0	16.6	
Slight risk	25.0	36.6	35.4	32.5	33.1	
Moderate risk	17.9	19.5	25.0	7.5	17.8	
Great risk	42.9	24.4	31.2	35.0	32.5	
N of Valid	28	41	48	40	157	
N of Miss	0	0	0	0	0	

Table 132: Have you ever used smokeless tobacco (chew, snuff, plug, dipping tobacco, or chewing tobacco)?


Response	6	8	10	12	Total	
Never	82.1	87.8	79.2	67.5	79.0	
Once or Twice	17.9	9.8	4.2	17.5	11.5	
Once in a while but not regularly	0.0	2.4	4.2	5.0	3.2	
Regularly in the past	0.0	0.0	2.1	2.5	1.3	
Regularly now	0.0	0.0	10.4	7.5	5.1	
N of Valid	28	41	48	40	157	
N of Miss	0	0	0	0	0	

Table 133: How often have you used smokeless tobacco during the past 30 days?


Response	6	8	10	12	Total	
Not at all	100.0	97.6	85.4	85.0	91.1	
Once or twice	0.0	0.0	2.1	5.0	1.9	
Once or twice per week	0.0	2.4	2.1	2.5	1.9	
Three to five times per week	0.0	0.0	2.1	0.0	0.6	
About once a day	0.0	0.0	2.1	0.0	0.6	
More than once a day	0.0	0.0	6.2	7.5	3.8	
N of Valid	28	41	48	40	157	
N of Miss	0	0	0	0	0	

Table 134: Have you ever smoked cigarettes?


Response	6	8	10	12	Total	
Never	67.9	65.9	68.8	45.0	61.8	
Once or Twice	21.4	24.4	14.6	25.0	21.0	
Once in a while but not regularly	10.7	7.3	8.3	15.0	10.2	
Regularly in the past	0.0	0.0	4.2	10.0	3.8	
Regularly now	0.0	2.4	4.2	5.0	3.2	
N of Valid	28	41	48	40	157	
N of Miss	0	0	0	0	0	

Table 135: How frequently have you smoked cigarettes during the past 30 days?


Response	6	8	10	12	Total	
Not at all	96.4	95.1	89.6	80.0	89.8	
Less than one cigarette per day	3.6	2.4	6.2	15.0	7.0	
One to five cigarettes per day	0.0	2.4	2.1	2.5	1.9	
About one-half pack per day	0.0	0.0	2.1	0.0	0.6	
About one pack per day	0.0	0.0	0.0	0.0	0.0	
About one and one-half packs per day	0.0	0.0	0.0	2.5	0.6	
Two packs or more per day	0.0	0.0	0.0	0.0	0.0	
N of Valid	28	41	48	40	157	
N of Miss	0	0	0	0	0	

Table 136: Which statement best describes rules about smoking inside your home or your family cars?






Response	6	8	10	12	Total	
Smoking is not allowed anywhere inside your home or cars	64.3	56.1	58.3	55.0	58.0	
Smoking is allowed in some places and at some times or in some cars	25.0	31.7	10.4	12.5	19.1	
Smoking is allowed anywhere inside the home or cars	7.1	2.4	8.3	7.5	6.4	
There are no rules about smoking inside the home or cars	0.0	4.9	10.4	15.0	8.3	
I don't know	3.6	4.9	12.5	10.0	8.3	
N of Valid	28	41	48	40	157	
N of Miss	0	0	0	0	0	

Table 137: Have you ever used e-cigarettes, e-cigars, or e-hookahs?






Response	6	8	10	12	Total	
Never	75.0	87.8	83.3	65.0	78.3	
Once or Twice	25.0	4.9	10.4	15.0	12.7	
Once in a while but not regularly	0.0	7.3	4.2	10.0	5.7	
Regularly in the past	0.0	0.0	2.1	7.5	2.5	
Regularly now	0.0	0.0	0.0	2.5	0.6	
N of Valid	28	41	48	40	157	
N of Miss	0	0	0	0	0	

Table 138: How frequently have you used e-cigarettes, e-cigars, or e-hookahs?

Response	6	8	10	12	Total	
Not at all	100.0	95.1	93.8	76.9	91.0	
Less than 10 puffs per day	0.0	2.4	4.2	17.9	6.4	
10 to 50 puffs per day	0.0	0.0	2.1	5.1	1.9	
About one-half cartomiser per day	0.0	2.4	0.0	0.0	0.6	
About one cartomiser per day	0.0	0.0	0.0	0.0	0.0	
About one and one-half cartomisers per day	0.0	0.0	0.0	0.0	0.0	
Two cartomisers or more per day	0.0	0.0	0.0	0.0	0.0	
N of Valid	28	41	48	39	156	
N of Miss	0	0	0	1	1	

Table 139: During this school year, were you taught in any of your classes about the dangers of tobacco use?

Response	6	8	10	12	Total	
Never	21.4	31.7	43.8	46.2	37.2	
Rarely	17.9	29.3	22.9	20.5	23.1	
Sometimes	21.4	22.0	14.6	15.4	17.9	
Often	17.9	12.2	18.8	10.3	14.7	
Almost always	21.4	4.9	0.0	7.7	7.1	
N of Valid	28	41	48	39	156	
N of Miss	0	0	0	1	1	

Table 140: During the past 12 months, have you participated in any community activities to discourage people your age from using cigarettes, chewing tobacco, snuff, dip or cigars, e-cigarettes, e-cigars, or e-hookahs?

Response	6	8	10	12	Total	
Never	21.4	51.2	75.0	71.8	58.3	
Rarely	3.6	19.5	18.8	12.8	14.7	
Sometimes	39.3	7.3	4.2	5.1	11.5	
Often	10.7	12.2	0.0	7.7	7.1	
Almost always	25.0	9.8	2.1	2.6	8.3	
N of Valid	28	41	48	39	156	
N of Miss	0	0	0	1	1	



Table 141: Think back over the last two weeks. How many times have you had five or more alcoholic drinks in a row?


Response	6	8	10	12	Total	
None	96.4	90.2	87.5	69.2	85.3	
Once	0.0	7.3	4.2	5.1	4.5	
Twice	3.6	2.4	4.2	7.7	4.5	
3-5 times	0.0	0.0	4.2	5.1	2.6	
6-9 times	0.0	0.0	0.0	5.1	1.3	
10 or more times	0.0	0.0	0.0	7.7	1.9	
N of Valid	28	41	48	39	156	
N of Miss	0	0	0	1	1	

Table 142: During the past 30 days, how many times did you ride in a car or other vehicle driven by someone who had been drinking alcohol or using drugs to get high?


Response	6	8	10	12	Total	
0 times	84.6	87.8	81.2	66.7	79.9	
1 time	0.0	0.0	4.2	10.3	3.9	
2 or 3 times	7.7	4.9	10.4	15.4	9.7	
4 or 5 times	0.0	0.0	4.2	2.6	1.9	
6 or more times	7.7	7.3	0.0	5.1	4.5	
N of Valid	26	41	48	39	154	
N of Miss	2	0	0	1	3	

Table 143: During the past 30 days, how many times did you drive a car or other vehicle when you had been drinking alcohol or using drugs to get high?

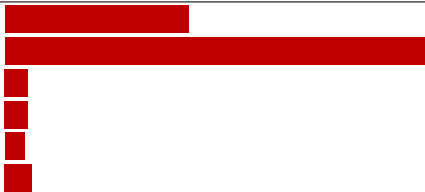
Response	6	8	10	12	Total	
I did not drive a car in the past 30 days	28.6	36.6	29.8	15.4	27.7	
0 times	71.4	61.0	63.8	74.4	67.1	
1 time	0.0	2.4	0.0	2.6	1.3	
2 or 3 times	0.0	0.0	2.1	2.6	1.3	
4 or 5 times	0.0	0.0	0.0	2.6	0.6	
6 or more times	0.0	0.0	4.3	2.6	1.9	
N of Valid	28	41	47	39	155	
N of Miss	0	0	1	1	2	

Table 144: If you drank alcohol (not just a sip or taste) in the past year, how did you usually get it?

Response	6	8	10	12	Total	
I did not drink alcohol in the past year	89.3	63.4	76.1	36.8	65.4	
I bought it myself with a fake ID	0.0	0.0	0.0	0.0	0.0	
I bought it myself without a fake ID	0.0	0.0	2.2	0.0	0.7	
I got it from someone I know age 21 or older	3.6	4.9	6.5	31.6	11.8	
I got it from someone I know under age 21	0.0	0.0	4.3	5.3	2.6	
I got it from my brother or sister	0.0	0.0	0.0	2.6	0.7	
I got it from home with my parents' permission	3.6	12.2	2.2	2.6	5.2	
I got it from home without my parents' permission	0.0	4.9	4.3	0.0	2.6	
I got it from another relative	0.0	0.0	0.0	5.3	1.3	
A stranger bought it for me	0.0	0.0	0.0	2.6	0.7	
I took it from a store or shop	0.0	0.0	0.0	0.0	0.0	
Other	3.6	14.6	4.3	13.2	9.2	
N of Valid	28	41	46	38	153	
N of Miss	0	0	2	2	4	

Table 145: If you drank alcohol (not just a sip or taste) in the past year, where did you usually drink it?

Response	6	8	10	12	Total	
I did not drink alcohol in the past year	85.7	69.2	73.9	40.5	66.7	
At my home	3.6	10.3	6.5	2.7	6.0	
At someone else's home	7.1	15.4	6.5	24.3	13.3	
At an open area like a park, beach, field, back road, woods, or a street corner	0.0	2.6	8.7	13.5	6.7	
At a sporting event or concert	0.0	0.0	2.2	0.0	0.7	
At a restaurant, bar, or a nightclub	0.0	2.6	0.0	0.0	0.7	
At an empty building or a construction site	0.0	0.0	0.0	16.2	4.0	
At a hotel/motel	0.0	0.0	0.0	0.0	0.0	
An a car	3.6	0.0	2.2	2.7	2.0	
At school	0.0	0.0	0.0	0.0	0.0	
N of Valid	28	39	46	37	150	
N of Miss	0	2	2	3	7	

Table 146: How do you feel about someone your age having one or two drinks of an alcoholic beverage nearly every day?





Response	6	8	10	12	Total	
Neither approve nor disapprove	14.3	24.4	31.9	38.5	28.4	
Somewhat disapprove	14.3	17.1	25.5	12.8	18.1	
Strongly disapprove	67.9	39.0	36.2	33.3	41.9	
Don't know or can't say	3.6	19.5	6.4	15.4	11.6	
N of Valid	28	41	47	39	155	
N of Miss	0	0	1	1	2	

Table 147: On how many occasions have you had alcoholic beverages (beer, wine or hard liquor) to drink in your lifetime - more than just a few sips?








Response	6	8	10	12	Total	
0	64.3	46.3	37.5	22.5	40.8	
1-2	14.3	34.1	22.9	15.0	22.3	
3-5	7.1	4.9	18.8	12.5	11.5	
6-9	3.6	0.0	10.4	10.0	6.4	
10-19	3.6	9.8	4.2	15.0	8.3	
20-39	7.1	0.0	2.1	5.0	3.2	
40	0.0	4.9	4.2	20.0	7.6	
N of Valid	28	41	48	40	157	
N of Miss	0	0	0	0	0	

Table 148: On how many occasions have you drunk one of more drinks of an alcoholic beverage during the past 30 days?








Response	6	8	10	12	Total	
0	96.4	80.5	81.2	57.5	77.7	
1-2	3.6	12.2	10.4	17.5	11.5	
3-5	0.0	7.3	4.2	12.5	6.4	
6-9	0.0	0.0	2.1	7.5	2.5	
10-19	0.0	0.0	0.0	2.5	0.6	
20-39	0.0	0.0	0.0	2.5	0.6	
40	0.0	0.0	2.1	0.0	0.6	
N of Valid	28	41	48	40	157	
N of Miss	0	0	0	0	0	

Table 149: On how many occasions have you used marijuana (grass, pot) or hashish (hash, hash oil) in your lifetime?








Response	6	8	10	12	Total	
0	96.4	80.5	81.2	60.5	78.7	
1-2	3.6	2.4	14.6	15.8	9.7	
3-5	0.0	4.9	0.0	10.5	3.9	
6-9	0.0	4.9	0.0	2.6	1.9	
10-19	0.0	4.9	2.1	5.3	3.2	
20-39	0.0	0.0	2.1	2.6	1.3	
40	0.0	2.4	0.0	2.6	1.3	
N of Valid	28	41	48	38	155	
N of Miss	0	0	0	2	2	

Table 150: On how many occasions have you used marijuana (grass, pot) or hashish (hash, hash oil) during the past 30 days?






Response	6	8	10	12	Total	
0	100.0	95.1	91.7	82.5	91.7	
1-2	0.0	2.4	6.2	12.5	5.7	
3-5	0.0	0.0	0.0	0.0	0.0	
6-9	0.0	0.0	2.1	2.5	1.3	
10-19	0.0	0.0	0.0	2.5	0.6	
20-39	0.0	2.4	0.0	0.0	0.6	
40	0.0	0.0	0.0	0.0	0.0	
N of Valid	28	41	48	40	157	
N of Miss	0	0	0	0	0	

Table 151: On how many occasions have you used LSD or other psychedelics in your lifetime?



Response	6	8	10	12	Total	
0	100.0	100.0	100.0	97.5	99.4	
1-2	0.0	0.0	0.0	2.5	0.6	
3-5	0.0	0.0	0.0	0.0	0.0	
6-9	0.0	0.0	0.0	0.0	0.0	
10-19	0.0	0.0	0.0	0.0	0.0	
20-39	0.0	0.0	0.0	0.0	0.0	
40	0.0	0.0	0.0	0.0	0.0	
N of Valid	28	41	48	40	157	
N of Miss	0	0	0	0	0	

Table 152: On how many occasions have you used LSD or other psychedelics during the past 30 days?


Response	6	8	10	12	Total	
0	100.0	100.0	100.0	100.0	100.0	
1-2	0.0	0.0	0.0	0.0	0.0	
3-5	0.0	0.0	0.0	0.0	0.0	
6-9	0.0	0.0	0.0	0.0	0.0	
10-19	0.0	0.0	0.0	0.0	0.0	
20-39	0.0	0.0	0.0	0.0	0.0	
40	0.0	0.0	0.0	0.0	0.0	
N of Valid	28	41	48	40	157	
N of Miss	0	0	0	0	0	

Table 153: On how many occasions have you used cocaine or crack in your lifetime?



Response	6	8	10	12	Total	
0	100.0	100.0	100.0	97.5	99.4	
1-2	0.0	0.0	0.0	2.5	0.6	
3-5	0.0	0.0	0.0	0.0	0.0	
6-9	0.0	0.0	0.0	0.0	0.0	
10-19	0.0	0.0	0.0	0.0	0.0	
20-39	0.0	0.0	0.0	0.0	0.0	
40	0.0	0.0	0.0	0.0	0.0	
N of Valid	28	41	48	40	157	
N of Miss	0	0	0	0	0	

Table 154: On how many occasions have you used cocaine or crack during the past 30 days?


Response	6	8	10	12	Total	
0	100.0	100.0	100.0	100.0	100.0	
1-2	0.0	0.0	0.0	0.0	0.0	
3-5	0.0	0.0	0.0	0.0	0.0	
6-9	0.0	0.0	0.0	0.0	0.0	
10-19	0.0	0.0	0.0	0.0	0.0	
20-39	0.0	0.0	0.0	0.0	0.0	
40	0.0	0.0	0.0	0.0	0.0	
N of Valid	28	41	47	40	156	
N of Miss	0	0	1	0	1	

Table 155: On how many occasions have you sniffed glue, breathed the contents of an aerosol spray can, or inhaled other gases or sprays, in order to get high in your lifetime?







Response	6	8	10	12	Total	
0	92.9	85.4	83.3	94.9	88.5	
1-2	3.6	4.9	10.4	0.0	5.1	
3-5	0.0	2.4	2.1	5.1	2.6	
6-9	3.6	2.4	0.0	0.0	1.3	
10-19	0.0	2.4	4.2	0.0	1.9	
20-39	0.0	0.0	0.0	0.0	0.0	
40	0.0	2.4	0.0	0.0	0.6	
N of Valid	28	41	48	39	156	
N of Miss	0	0	0	1	1	

Table 156: On how many occasions have you sniffed glue, breathed the contents of an aerosol spray can, or inhaled other gases or sprays, in order to get high during the past 30 days?





Response	6	8	10	12	Total	
0	96.4	92.7	95.8	97.5	95.5	
1-2	3.6	4.9	2.1	2.5	3.2	
3-5	0.0	0.0	2.1	0.0	0.6	
6-9	0.0	0.0	0.0	0.0	0.0	
10-19	0.0	2.4	0.0	0.0	0.6	
20-39	0.0	0.0	0.0	0.0	0.0	
40	0.0	0.0	0.0	0.0	0.0	
N of Valid	28	41	48	40	157	
N of Miss	0	0	0	0	0	

Table 157: On how many occasions have you used Daztrex in your lifetime?


Response	6	8	10	12	Total	
0	100.0	100.0	100.0	100.0	100.0	
1-2	0.0	0.0	0.0	0.0	0.0	
3-5	0.0	0.0	0.0	0.0	0.0	
6-9	0.0	0.0	0.0	0.0	0.0	
10-19	0.0	0.0	0.0	0.0	0.0	
20-39	0.0	0.0	0.0	0.0	0.0	
40	0.0	0.0	0.0	0.0	0.0	
N of Valid	28	41	48	39	156	
N of Miss	0	0	0	1	1	

Table 158: On how many occasions have you used Daztrex during the past 30 days?


Response	6	8	10	12	Total	
0	100.0	100.0	100.0	100.0	100.0	
1-2	0.0	0.0	0.0	0.0	0.0	
3-5	0.0	0.0	0.0	0.0	0.0	
6-9	0.0	0.0	0.0	0.0	0.0	
10-19	0.0	0.0	0.0	0.0	0.0	
20-39	0.0	0.0	0.0	0.0	0.0	
40	0.0	0.0	0.0	0.0	0.0	
N of Valid	28	41	48	40	157	
N of Miss	0	0	0	0	0	

Table 159: On how many occasions have you used synthetic marijuana (K2, spice) in your lifetime?





Response	6	8	10	12	Total	
0	100.0	97.6	100.0	95.0	98.1	
1-2	0.0	0.0	0.0	2.5	0.6	
3-5	0.0	0.0	0.0	2.5	0.6	
6-9	0.0	0.0	0.0	0.0	0.0	
10-19	0.0	2.4	0.0	0.0	0.6	
20-39	0.0	0.0	0.0	0.0	0.0	
40	0.0	0.0	0.0	0.0	0.0	
N of Valid	28	41	48	40	157	
N of Miss	0	0	0	0	0	

Table 160: On how many occasions have you used synthetic marijuana (K2, spice) during the past 30 days?



Response	6	8	10	12	Total	
0	100.0	97.6	100.0	97.5	98.7	
1-2	0.0	0.0	0.0	0.0	0.0	
3-5	0.0	2.4	0.0	2.5	1.3	
6-9	0.0	0.0	0.0	0.0	0.0	
10-19	0.0	0.0	0.0	0.0	0.0	
20-39	0.0	0.0	0.0	0.0	0.0	
40	0.0	0.0	0.0	0.0	0.0	
N of Valid	28	41	48	40	157	
N of Miss	0	0	0	0	0	

Table 161: On how many occasions have you used methamphetamines (meth, speed, crank, crystal meth) in your lifetime?


Response	6	8	10	12	Total	
0	100.0	100.0	100.0	100.0	100.0	
1-2	0.0	0.0	0.0	0.0	0.0	
3-5	0.0	0.0	0.0	0.0	0.0	
6-9	0.0	0.0	0.0	0.0	0.0	
10-19	0.0	0.0	0.0	0.0	0.0	
20-39	0.0	0.0	0.0	0.0	0.0	
40	0.0	0.0	0.0	0.0	0.0	
N of Valid	28	41	48	40	157	
N of Miss	0	0	0	0	0	

Table 162: On how many occasions have you used methamphetamines (meth, speed, crank, crystal meth) in the past 30 days?


Response	6	8	10	12	Total	
0	100.0	100.0	100.0	100.0	100.0	
1-2	0.0	0.0	0.0	0.0	0.0	
3-5	0.0	0.0	0.0	0.0	0.0	
6-9	0.0	0.0	0.0	0.0	0.0	
10-19	0.0	0.0	0.0	0.0	0.0	
20-39	0.0	0.0	0.0	0.0	0.0	
40	0.0	0.0	0.0	0.0	0.0	
N of Valid	28	41	48	40	157	
N of Miss	0	0	0	0	0	



Table 163: On how many occasions have you used other chemical products (bath salts, plant food, etc.) in your lifetime?



Response	6	8	10	12	Total	
0	100.0	97.6	100.0	100.0	99.4	
1-2	0.0	2.4	0.0	0.0	0.6	
3-5	0.0	0.0	0.0	0.0	0.0	
6-9	0.0	0.0	0.0	0.0	0.0	
10-19	0.0	0.0	0.0	0.0	0.0	
20-39	0.0	0.0	0.0	0.0	0.0	
40	0.0	0.0	0.0	0.0	0.0	
N of Valid	28	41	48	40	157	
N of Miss	0	0	0	0	0	

Table 164: On how many occasions have you used other chemical products (bath salts, plant food, etc.) during the past 30 days?


Response	6	8	10	12	Total	
0	100.0	100.0	100.0	100.0	100.0	
1-2	0.0	0.0	0.0	0.0	0.0	
3-5	0.0	0.0	0.0	0.0	0.0	
6-9	0.0	0.0	0.0	0.0	0.0	
10-19	0.0	0.0	0.0	0.0	0.0	
20-39	0.0	0.0	0.0	0.0	0.0	
40	0.0	0.0	0.0	0.0	0.0	
N of Valid	28	41	48	40	157	
N of Miss	0	0	0	0	0	

Table 165: On how many occasions have you used heroin or other opiates in your lifetime?


Response	6	8	10	12	Total	
0	100.0	100.0	100.0	100.0	100.0	
1-2	0.0	0.0	0.0	0.0	0.0	
3-5	0.0	0.0	0.0	0.0	0.0	
6-9	0.0	0.0	0.0	0.0	0.0	
10-19	0.0	0.0	0.0	0.0	0.0	
20-39	0.0	0.0	0.0	0.0	0.0	
40	0.0	0.0	0.0	0.0	0.0	
N of Valid	28	41	48	40	157	
N of Miss	0	0	0	0	0	

Table 166: On how many occasions have you used heroin or other opiates during the past 30 days?


Response	6	8	10	12	Total	
0	100.0	100.0	100.0	100.0	100.0	
1-2	0.0	0.0	0.0	0.0	0.0	
3-5	0.0	0.0	0.0	0.0	0.0	
6-9	0.0	0.0	0.0	0.0	0.0	
10-19	0.0	0.0	0.0	0.0	0.0	
20-39	0.0	0.0	0.0	0.0	0.0	
40	0.0	0.0	0.0	0.0	0.0	
N of Valid	28	41	48	40	157	
N of Miss	0	0	0	0	0	

Table 167: On how many occasions have you used MDMA ('X', 'E', or ecstasy) in your lifetime?




Response	6	8	10	12	Total	
0	100.0	100.0	100.0	92.5	98.1	
1-2	0.0	0.0	0.0	2.5	0.6	
3-5	0.0	0.0	0.0	5.0	1.3	
6-9	0.0	0.0	0.0	0.0	0.0	
10-19	0.0	0.0	0.0	0.0	0.0	
20-39	0.0	0.0	0.0	0.0	0.0	
40	0.0	0.0	0.0	0.0	0.0	
N of Valid	28	41	48	40	157	
N of Miss	0	0	0	0	0	

Table 168: On how many occasions have you used MDMA ('X', 'E', or ecstasy) during the past 30 days?



Response	6	8	10	12	Total	
0	100.0	100.0	100.0	97.5	99.4	
1-2	0.0	0.0	0.0	2.5	0.6	
3-5	0.0	0.0	0.0	0.0	0.0	
6-9	0.0	0.0	0.0	0.0	0.0	
10-19	0.0	0.0	0.0	0.0	0.0	
20-39	0.0	0.0	0.0	0.0	0.0	
40	0.0	0.0	0.0	0.0	0.0	
N of Valid	28	41	47	40	156	
N of Miss	0	0	1	0	1	

Table 169: On how many occasions have you taken prescription drugs (such as Valium, Xanax, Ritalin, Adderall, OxyContin, Darvocet, or sleeping pills) not prescribed to you in your lifetime?








Response	6	8	10	12	Total	
0	92.6	75.6	87.5	90.0	85.9	
1-2	3.7	4.9	4.2	5.0	4.5	
3-5	0.0	7.3	2.1	0.0	2.6	
6-9	0.0	2.4	2.1	2.5	1.9	
10-19	3.7	2.4	2.1	2.5	2.6	
20-39	0.0	2.4	0.0	0.0	0.6	
40	0.0	4.9	2.1	0.0	1.9	
N of Valid	27	41	48	40	156	
N of Miss	1	0	0	0	1	

Table 170: On how many occasions have you taken prescription drugs (such as Valium, Xanax, Ritalin, Adderall, OxyContin, Darvocet, or sleeping pills) not prescribed to you during the past 30 days?





Response	6	8	10	12	Total	
0	96.4	82.9	97.9	97.5	93.6	
1-2	3.6	12.2	0.0	2.5	4.5	
3-5	0.0	4.9	0.0	0.0	1.3	
6-9	0.0	0.0	0.0	0.0	0.0	
10-19	0.0	0.0	0.0	0.0	0.0	
20-39	0.0	0.0	2.1	0.0	0.6	
40	0.0	0.0	0.0	0.0	0.0	
N of Valid	28	41	48	40	157	
N of Miss	0	0	0	0	0	

Table 171: On how many occasions have you taken non-prescription medicines such as diet pills (for example, Dietac, Dexatrim or Prolamine), stay-awake pills (for example No-Doz, Vivarin, or Wake), or cough or cold medicines (robos, DXM, etc.) to get high in your lifetime?





Response	6	8	10	12	Total	
0	100.0	95.1	95.8	97.5	96.8	
1-2	0.0	2.4	2.1	2.5	1.9	
3-5	0.0	0.0	2.1	0.0	0.6	
6-9	0.0	2.4	0.0	0.0	0.6	
10-19	0.0	0.0	0.0	0.0	0.0	
20-39	0.0	0.0	0.0	0.0	0.0	
40	0.0	0.0	0.0	0.0	0.0	
N of Valid	28	41	48	40	157	
N of Miss	0	0	0	0	0	

Table 172: On how many occasions have you taken non-prescription medicines such as diet pills (for example, Dietac, Dexatrim or Prolamine), stay-awake pills (for example No-Doz, Vivarin, or Wake), or cough or cold medicines (robos, DXM, etc.) to get high during the past 30 days?



Response	6	8	10	12	Total	
0	100.0	97.6	100.0	100.0	99.4	
1-2	0.0	2.4	0.0	0.0	0.6	
3-5	0.0	0.0	0.0	0.0	0.0	
6-9	0.0	0.0	0.0	0.0	0.0	
10-19	0.0	0.0	0.0	0.0	0.0	
20-39	0.0	0.0	0.0	0.0	0.0	
40	0.0	0.0	0.0	0.0	0.0	
N of Valid	28	41	48	40	157	
N of Miss	0	0	0	0	0	

Table 173: On how many occasions have you been drunk or very high from drinking alcoholic beverages during the past 30 days?







Response	6	8	10	12	Total	
0	96.4	82.9	83.3	66.7	81.4	
1-2	3.6	9.8	10.4	25.6	12.8	
3-5	0.0	4.9	6.2	2.6	3.8	
6-9	0.0	0.0	0.0	2.6	0.6	
10-19	0.0	2.4	0.0	0.0	0.6	
20-39	0.0	0.0	0.0	0.0	0.0	
40	0.0	0.0	0.0	2.6	0.6	
N of Valid	28	41	48	39	156	
N of Miss	0	0	0	1	1	

Table 174: On how many occasions have you drunk flavored alcoholic beverages, sometimes called 'alcopops' (like Mike's Hard Lemonade, Smirnoff Ice, Bacardi Breezers, etc.) in your lifetime?








Response	6	8	10	12	Total	
0	85.7	65.9	60.4	47.5	63.1	
1-2	10.7	19.5	12.5	5.0	12.1	
3-5	3.6	4.9	12.5	7.5	7.6	
6-9	0.0	2.4	6.2	5.0	3.8	
10-19	0.0	7.3	4.2	12.5	6.4	
20-39	0.0	0.0	2.1	7.5	2.5	
40	0.0	0.0	2.1	15.0	4.5	
N of Valid	28	41	48	40	157	
N of Miss	0	0	0	0	0	

Table 175: On how many occasions have you drunk flavored alcoholic beverages, sometimes called 'alcopops' (like Mike's Hard Lemonade, Smirnoff Ice, Bacardi Breezers, etc.) during the past 30 days?






Response	6	8	10	12	Total	
0	96.4	87.8	85.4	67.5	83.4	
1-2	3.6	9.8	8.3	12.5	8.9	
3-5	0.0	2.4	4.2	15.0	5.7	
6-9	0.0	0.0	2.1	2.5	1.3	
10-19	0.0	0.0	0.0	0.0	0.0	
20-39	0.0	0.0	0.0	0.0	0.0	
40	0.0	0.0	0.0	2.5	0.6	
N of Valid	28	41	48	40	157	
N of Miss	0	0	0	0	0	

Table 176: If you used prescription drugs or over the counter drugs without a doctor telling you to use it or for the purpose of getting high, where did you get these drugs? - Did not use



Response	6	8	10	12	Total	
No	3.6	9.8	8.3	7.5	7.6	
Yes	96.4	90.2	91.7	92.5	92.4	
N of Valid	28	41	48	40	157	
N of Miss	0	0	0	0	0	

Table 177: If you used prescription drugs or over the counter drugs without a doctor telling you to use it or for the purpose of getting high, where did you get these drugs? - Bought or took from store or shop



Response	6	8	10	12	Total	
No	100.0	100.0	100.0	95.0	98.7	
Yes	0.0	0.0	0.0	5.0	1.3	
N of Valid	28	41	48	40	157	
N of Miss	0	0	0	0	0	

Table 178: If you used prescription drugs or over the counter drugs without a doctor telling you to use it or for the purpose of getting high, where did you get these drugs? -  
Got from parents with permission



Response	6	8	10	12	Total	
No	96.4	97.6	100.0	100.0	98.7	
Yes	3.6	2.4	0.0	0.0	1.3	
N of Valid	28	41	48	40	157	
N of Miss	0	0	0	0	0	

Table 179: If you used prescription drugs or over the counter drugs without a doctor telling you to use it or for the purpose of getting high, where did you get these drugs? -  
Got from home without permission



Response	6	8	10	12	Total	
No	100.0	95.1	100.0	100.0	98.7	
Yes	0.0	4.9	0.0	0.0	1.3	
N of Valid	28	41	48	40	157	
N of Miss	0	0	0	0	0	

Table 180: If you used prescription drugs or over the counter drugs without a doctor telling you to use it or for the purpose of getting high, where did you get these drugs? -  
Got from relative with permission



Response	6	8	10	12	Total	
No	96.4	97.6	97.9	100.0	98.1	
Yes	3.6	2.4	2.1	0.0	1.9	
N of Valid	28	41	48	40	157	
N of Miss	0	0	0	0	0	

Table 181: If you used prescription drugs or over the counter drugs without a doctor telling you to use it or for the purpose of getting high, where did you get these drugs? -  
Got from relative without permission


Response	6	8	10	12	Total	
No	100.0	100.0	100.0	100.0	100.0	
Yes	0.0	0.0	0.0	0.0	0.0	
N of Valid	28	41	48	40	157	
N of Miss	0	0	0	0	0	

Table 182: If you used prescription drugs or over the counter drugs without a doctor telling you to use it or for the purpose of getting high, where did you get these drugs? -  
Got from friend's home with permission



Response	6	8	10	12	Total	
No	100.0	95.1	100.0	100.0	98.7	
Yes	0.0	4.9	0.0	0.0	1.3	
N of Valid	28	41	48	40	157	
N of Miss	0	0	0	0	0	

Table 183: If you used prescription drugs or over the counter drugs without a doctor telling you to use it or for the purpose of getting high, where did you get these drugs? -  
Got from friend's home without permission


Response	6	8	10	12	Total	
No	100.0	100.0	100.0	100.0	100.0	
Yes	0.0	0.0	0.0	0.0	0.0	
N of Valid	28	41	48	40	157	
N of Miss	0	0	0	0	0	

Table 184: If you used prescription drugs or over the counter drugs without a doctor telling you to use it or for the purpose of getting high, where did you get these drugs? -  
Got from friend at school


Response	6	8	10	12	Total	
No	100.0	100.0	100.0	100.0	100.0	
Yes	0.0	0.0	0.0	0.0	0.0	
N of Valid	28	41	48	40	157	
N of Miss	0	0	0	0	0	

Table 185: If you used prescription drugs or over the counter drugs without a doctor telling you to use it or for the purpose of getting high, where did you get these drugs? -  
Got from friend at party



Response	6	8	10	12	Total	
No	100.0	97.6	100.0	100.0	99.4	
Yes	0.0	2.4	0.0	0.0	0.6	
N of Valid	28	41	48	40	157	
N of Miss	0	0	0	0	0	



Table 186: If you used prescription drugs or over the counter drugs without a doctor telling you to use it or for the purpose of getting high, where did you get these drugs? -  
Got from friend, elsewhere



Response	6	8	10	12	Total	
No	100.0	95.1	100.0	97.5	98.1	
Yes	0.0	4.9	0.0	2.5	1.9	
N of Valid	28	41	48	40	157	
N of Miss	0	0	0	0	0	

Table 187: If you used prescription drugs or over the counter drugs without a doctor telling you to use it or for the purpose of getting high, where did you get these drugs? -  
Got from internet sale


Response	6	8	10	12	Total	
No	100.0	100.0	100.0	100.0	100.0	
Yes	0.0	0.0	0.0	0.0	0.0	
N of Valid	28	41	48	40	157	
N of Miss	0	0	0	0	0	

Table 188: During the last month, about how many marijuana cigarettes, or the equivalent, did you smoke a day, on the average?







Response	6	8	10	12	Total	
None	100.0	90.2	84.4	85.0	89.0	
Less than 1 a day	0.0	9.8	6.7	10.0	7.1	
1 a day	0.0	0.0	2.2	0.0	0.6	
2-3 a day	0.0	0.0	4.4	0.0	1.3	
4-6 a day	0.0	0.0	0.0	5.0	1.3	
7-10 a day	0.0	0.0	0.0	0.0	0.0	
11 or more a day	0.0	0.0	2.2	0.0	0.6	
N of Valid	28	41	45	40	154	
N of Miss	0	0	3	0	3	

Table 189: How wrong do your friends feel it would be for YOU to: have one or two drinks of an alcoholic beverage nearly every day?





Response	6	8	10	12	Total	
Very wrong	78.6	36.6	31.1	25.0	39.6	
Wrong	14.3	26.8	24.4	27.5	24.0	
A little bit wrong	7.1	22.0	31.1	20.0	21.4	
Not at all wrong	0.0	14.6	13.3	27.5	14.9	
N of Valid	28	41	45	40	154	
N of Miss	0	0	3	0	3	

Table 190: How wrong do your friends feel it would be for YOU to: smoke tobacco?





Response	6	8	10	12	Total	
Very wrong	78.6	58.5	28.9	30.0	46.1	
Wrong	14.3	12.2	28.9	12.5	17.5	
A little bit wrong	7.1	17.1	26.7	22.5	19.5	
Not at all wrong	0.0	12.2	15.6	35.0	16.9	
N of Valid	28	41	45	40	154	
N of Miss	0	0	3	0	3	

Table 191: How wrong do your friends feel it would be for YOU to: smoke marijuana?





Response	6	8	10	12	Total	
Very wrong	96.4	63.4	53.3	42.5	61.0	
Wrong	0.0	9.8	20.0	15.0	12.3	
A little bit wrong	3.6	12.2	13.3	17.5	12.3	
Not at all wrong	0.0	14.6	13.3	25.0	14.3	
N of Valid	28	41	45	40	154	
N of Miss	0	0	3	0	3	

Table 192: How wrong do your friends feel it would be for YOU to: use prescription drugs not prescribed to you?





Response	6	8	10	12	Total	
Very wrong	82.1	61.0	66.7	72.5	69.5	
Wrong	10.7	14.6	20.0	12.5	14.9	
A little bit wrong	3.6	9.8	8.9	7.5	7.8	
Not at all wrong	3.6	14.6	4.4	7.5	7.8	
N of Valid	28	41	45	40	154	
N of Miss	0	0	3	0	3	

Table 193: How wrong would most adults (over 21) in your neighborhood think it is for kids your age: to use marijuana?





Response	6	8	10	12	Total	
Very wrong	96.4	73.2	64.4	62.5	72.1	
Wrong	3.6	9.8	13.3	20.0	12.3	
A little bit wrong	0.0	17.1	11.1	15.0	11.7	
Not at all wrong	0.0	0.0	11.1	2.5	3.9	
N of Valid	28	41	45	40	154	
N of Miss	0	0	3	0	3	

Table 194: How wrong would most adults (over 21) in your neighborhood think it is for kids your age: to drink alcohol?





Response	6	8	10	12	Total	
Very wrong	75.0	43.9	42.2	50.0	50.6	
Wrong	25.0	24.4	17.8	17.5	20.8	
A little bit wrong	0.0	26.8	24.4	20.0	19.5	
Not at all wrong	0.0	4.9	15.6	12.5	9.1	
N of Valid	28	41	45	40	154	
N of Miss	0	0	3	0	3	

Table 195: How wrong would most adults (over 21) in your neighborhood think it is for kids your age: to smoke cigarettes?





Response	6	8	10	12	Total	
Very wrong	85.7	65.9	48.9	50.0	60.4	
Wrong	7.1	19.5	17.8	20.0	16.9	
A little bit wrong	3.6	9.8	15.6	15.0	11.7	
Not at all wrong	3.6	4.9	17.8	15.0	11.0	
N of Valid	28	41	45	40	154	
N of Miss	0	0	3	0	3	

Table 196: How much do each of the following statements describe your neighborhood? crime and/or drug selling





Response	6	8	10	12	Total	
NO!	85.2	63.4	57.8	65.0	66.0	
no	7.4	9.8	24.4	20.0	16.3	
yes	7.4	19.5	15.6	12.5	14.4	
YES!	0.0	7.3	2.2	2.5	3.3	
N of Valid	27	41	45	40	153	
N of Miss	1	0	3	0	4	

Table 197: How much do each of the following statements describe your neighborhood? fights





Response	6	8	10	12	Total	
NO!	50.0	46.3	48.9	62.5	51.9	
no	32.1	22.0	26.7	15.0	23.4	
yes	17.9	22.0	20.0	22.5	20.8	
YES!	0.0	9.8	4.4	0.0	3.9	
N of Valid	28	41	45	40	154	
N of Miss	0	0	3	0	3	

Table 198: How much do each of the following statements describe your neighborhood? lots of empty or abandoned buildings

Response	6	8	10	12	Total	
NO!	50.0	39.0	51.1	60.0	50.0	
no	21.4	34.1	33.3	22.5	28.6	
yes	17.9	17.1	13.3	12.5	14.9	
YES!	10.7	9.8	2.2	5.0	6.5	
N of Valid	28	41	45	40	154	
N of Miss	0	0	3	0	3	

Table 199: How much do each of the following statements describe your neighborhood? lots of graffiti

Response	6	8	10	12	Total	
NO!	64.3	70.0	62.2	77.5	68.6	
no	21.4	25.0	31.1	22.5	25.5	
yes	10.7	2.5	4.4	0.0	3.9	
YES!	3.6	2.5	2.2	0.0	2.0	
N of Valid	28	40	45	40	153	
N of Miss	0	1	3	0	4	

Table 200: I feel safe in my neighborhood.

Response	6	8	10	12	Total	
NO!	10.7	4.9	13.3	10.3	9.8	
no	7.1	19.5	4.4	7.7	9.8	
yes	35.7	36.6	40.0	25.6	34.6	
YES!	46.4	39.0	42.2	56.4	45.8	
N of Valid	28	41	45	39	153	
N of Miss	0	0	3	1	4	

Table 201: If a kid smoked marijuana in your neighborhood would he or she be caught by the police?





Response	6	8	10	12	Total	
NO!	0.0	41.5	17.8	40.0	26.6	
no	17.9	26.8	37.8	40.0	31.8	
yes	35.7	24.4	33.3	12.5	26.0	
YES!	46.4	7.3	11.1	7.5	15.6	
N of Valid	28	41	45	40	154	
N of Miss	0	0	3	0	3	

Table 202: If a kid drank some beer, wine or hard liquor (for example, vodka, whiskey, or gin) in your neighborhood would he or she be caught by the police?





Response	6	8	10	12	Total	
NO!	3.6	51.2	33.3	50.0	37.0	
no	28.6	36.6	40.0	37.5	36.4	
yes	35.7	12.2	20.0	7.5	17.5	
YES!	32.1	0.0	6.7	5.0	9.1	
N of Valid	28	41	45	40	154	
N of Miss	0	0	3	0	3	

Table 203: If a kid carried a handgun in your neighborhood would he or she be caught by the police?





Response	6	8	10	12	Total	
NO!	10.7	31.7	20.0	35.0	25.3	
no	21.4	34.1	33.3	40.0	33.1	
yes	28.6	22.0	28.9	15.0	23.4	
YES!	39.3	12.2	17.8	10.0	18.2	
N of Valid	28	41	45	40	154	
N of Miss	0	0	3	0	3	

Table 204: If you wanted to get some cigarettes, how easy would it be for you to get some?





Response	6	8	10	12	Total	
Very hard	78.6	36.6	29.5	10.0	35.3	
Sort of hard	10.7	17.1	11.4	5.0	11.1	
Sort of easy	3.6	19.5	20.5	20.0	17.0	
Very easy	7.1	26.8	38.6	65.0	36.6	
N of Valid	28	41	44	40	153	
N of Miss	0	0	4	0	4	

Table 205: If you wanted to get some beer, wine or hard liquor (for example, vodka, whiskey, or gin), how easy would it be for you to get some?





Response	6	8	10	12	Total	
Very hard	67.9	26.8	20.5	7.5	27.5	
Sort of hard	21.4	17.1	9.1	10.0	13.7	
Sort of easy	7.1	24.4	38.6	27.5	26.1	
Very easy	3.6	31.7	31.8	55.0	32.7	
N of Valid	28	41	44	40	153	
N of Miss	0	0	4	0	4	

Table 206: If you wanted to get a drug like cocaine, LSD, or amphetamines, how easy would it be for you to get some?





Response	6	8	10	12	Total	
Very hard	92.9	73.2	77.3	70.0	77.1	
Sort of hard	3.6	9.8	13.6	12.5	10.5	
Sort of easy	0.0	7.3	4.5	12.5	6.5	
Very easy	3.6	9.8	4.5	5.0	5.9	
N of Valid	28	41	44	40	153	
N of Miss	0	0	4	0	4	

Table 207: If you wanted to get a handgun, how easy would it be for you to get one?


Response	6	8	10	12	Total	
Very hard	64.3	41.5	45.5	35.0	45.1	
Sort of hard	28.6	19.5	15.9	15.0	19.0	
Sort of easy	3.6	22.0	20.5	15.0	16.3	
Very easy	3.6	17.1	18.2	35.0	19.6	
N of Valid	28	41	44	40	153	
N of Miss	0	0	4	0	4	

Table 208: If you wanted to get some marijuana, how easy would it be for you to get some?


Response	6	8	10	12	Total	
Very hard	89.3	53.7	45.5	27.5	51.0	
Sort of hard	7.1	9.8	15.9	7.5	10.5	
Sort of easy	0.0	12.2	20.5	30.0	17.0	
Very easy	3.6	24.4	18.2	35.0	21.6	
N of Valid	28	41	44	40	153	
N of Miss	0	0	4	0	4	

Table 209: If you wanted to get prescription drugs for the purpose of getting high, how easy would it be for you to get some?


Response	6	8	10	12	Total	
Very hard	82.1	39.0	59.1	42.5	53.6	
Sort of hard	10.7	14.6	13.6	17.5	14.4	
Sort of easy	3.6	26.8	15.9	15.0	16.3	
Very easy	3.6	19.5	11.4	25.0	15.7	
N of Valid	28	41	44	40	153	
N of Miss	0	0	4	0	4	



Table 210: If you wanted to get synthetic marijuana such as K2 or chemical products such as bath salts to get high, how easy would it be for you to get some?





Response	6	8	10	12	Total	
Very hard	92.9	58.5	84.1	72.5	75.8	
Sort of hard	7.1	19.5	11.4	12.5	13.1	
Sort of easy	0.0	17.1	4.5	7.5	7.8	
Very easy	0.0	4.9	0.0	7.5	3.3	
N of Valid	28	41	44	40	153	
N of Miss	0	0	4	0	4	

Table 211: If you wanted to get steroids to use or to enhance athletic performance, how easy would it be for you to get some?





Response	6	8	10	12	Total	
Very hard	88.9	68.3	72.7	65.0	72.4	
Sort of hard	7.4	12.2	9.1	15.0	11.2	
Sort of easy	3.7	9.8	11.4	10.0	9.2	
Very easy	0.0	9.8	6.8	10.0	7.2	
N of Valid	27	41	44	40	152	
N of Miss	1	0	4	0	5	

Table 212: If you wanted to get e-cigarettes, e-cigars, or e-hookahs, how easy would it be for you to get some?





Response	6	8	10	12	Total	
Very hard	85.7	61.0	56.8	32.5	56.9	
Sort of hard	7.1	4.9	13.6	10.0	9.2	
Sort of easy	3.6	12.2	13.6	17.5	12.4	
Very easy	3.6	22.0	15.9	40.0	21.6	
N of Valid	28	41	44	40	153	
N of Miss	0	0	4	0	4	

Table 213: During the past 12 months, have you participated in any alcohol prevention programs or seen any alcohol prevention messages in your school or community? Yes, a school-based program focused on preventing underage drinking and/or drinking and driving.



Response	6	8	10	12	Total	
No	21.4	36.6	95.8	95.0	66.9	
Yes	78.6	63.4	4.2	5.0	33.1	
N of Valid	28	41	48	40	157	
N of Miss	0	0	0	0	0	

Table 214: During the past 12 months, have you participated in any alcohol prevention programs or seen any alcohol prevention messages in your school or community? Yes, a community-based program focused on preventing underage drinking and/or drinking and driving (for example, through your church or temple or through youth groups like Boys and Girls Club or 4-H).



Response	6	8	10	12	Total	
No	85.7	85.4	93.8	95.0	90.4	
Yes	14.3	14.6	6.2	5.0	9.6	
N of Valid	28	41	48	40	157	
N of Miss	0	0	0	0	0	

Table 215: During the past 12 months, have you participated in any alcohol prevention programs or seen any alcohol prevention messages in your school or community? Yes, a media campaign addressing underage drinking and/or drinking and driving (for example, newspaper ads, posters, pamphlets, radio, TV).



Response	6	8	10	12	Total	
No	89.3	85.4	93.8	100.0	92.4	
Yes	10.7	14.6	6.2	0.0	7.6	
N of Valid	28	41	48	40	157	
N of Miss	0	0	0	0	0	

Table 216: During the past 12 months, have you participated in any alcohol prevention programs or seen any alcohol prevention messages in your school or community? No



Response	6	8	10	12	Total	
No	64.3	61.0	25.0	12.5	38.2	
Yes	35.7	39.0	75.0	87.5	61.8	
N of Valid	28	41	48	40	157	
N of Miss	0	0	0	0	0	

Table 217: How wrong do your parents feel it would be for YOU to: have one or two drinks of an alcoholic beverage nearly every day?





Response	6	8	10	12	Total	
Very wrong	89.3	80.5	68.9	62.5	74.0	
Wrong	7.1	12.2	22.2	25.0	17.5	
A little bit wrong	0.0	4.9	8.9	10.0	6.5	
Not at all wrong	3.6	2.4	0.0	2.5	1.9	
N of Valid	28	41	45	40	154	
N of Miss	0	0	3	0	3	

Table 218: How wrong do your parents feel it would be for YOU to: smoke tobacco?





Response	6	8	10	12	Total	
Very wrong	92.9	82.9	71.1	82.5	81.2	
Wrong	3.6	17.1	15.6	5.0	11.0	
A little bit wrong	0.0	0.0	13.3	7.5	5.8	
Not at all wrong	3.6	0.0	0.0	5.0	1.9	
N of Valid	28	41	45	40	154	
N of Miss	0	0	3	0	3	

Table 219: How wrong do your parents feel it would be for YOU to: smoke marijuana?





Response	6	8	10	12	Total	
Very wrong	92.9	85.4	82.2	85.0	85.7	
Wrong	0.0	9.8	2.2	10.0	5.8	
A little bit wrong	3.6	2.4	11.1	5.0	5.8	
Not at all wrong	3.6	2.4	4.4	0.0	2.6	
N of Valid	28	41	45	40	154	
N of Miss	0	0	3	0	3	

Table 220: How wrong do your parents feel it would be for YOU to: use prescription drugs not prescribed to you?





Response	6	8	10	12	Total	
Very wrong	89.3	78.0	86.7	97.4	87.6	
Wrong	3.6	12.2	6.7	0.0	5.9	
A little bit wrong	0.0	4.9	2.2	0.0	2.0	
Not at all wrong	7.1	4.9	4.4	2.6	4.6	
N of Valid	28	41	45	39	153	
N of Miss	0	0	3	1	4	

Table 221: How wrong do your parents feel it would be for YOU to: steal something worth more than \$5?





Response	6	8	10	12	Total	
Very wrong	82.1	63.4	86.7	90.0	80.5	
Wrong	7.1	29.3	13.3	10.0	15.6	
A little bit wrong	7.1	4.9	0.0	0.0	2.6	
Not at all wrong	3.6	2.4	0.0	0.0	1.3	
N of Valid	28	41	45	40	154	
N of Miss	0	0	3	0	3	

Table 222: How wrong do your parents feel it would be for YOU to: draw graffiti, write things, or draw pictures on buildings or other property (without the owner's permission)?





Response	6	8	10	12	Total	
Very wrong	78.6	73.2	75.6	90.0	79.2	
Wrong	14.3	19.5	11.1	7.5	13.0	
A little bit wrong	3.6	4.9	6.7	2.5	4.5	
Not at all wrong	3.6	2.4	6.7	0.0	3.2	
N of Valid	28	41	45	40	154	
N of Miss	0	0	3	0	3	

Table 223: How wrong do your parents feel it would be for YOU to: pick a fight with someone?





Response	6	8	10	12	Total	
Very wrong	57.1	43.9	53.3	67.5	55.2	
Wrong	25.0	26.8	31.1	22.5	26.6	
A little bit wrong	14.3	24.4	15.6	7.5	15.6	
Not at all wrong	3.6	4.9	0.0	2.5	2.6	
N of Valid	28	41	45	40	154	
N of Miss	0	0	3	0	3	

Table 224: During the past 12 months, have you talked with at least one of your parents about the dangers of underage drinking and/or drinking and driving? By parents, we mean either your biological parents, adoptive parents, stepparents, or adult guardians - whether or not they live with you.



Response	6	8	10	12	Total	
No	57.1	53.7	44.4	47.5	50.0	
Yes	42.9	46.3	55.6	52.5	50.0	
N of Valid	28	41	45	40	154	
N of Miss	0	0	3	0	3	

Table 225: The rules in my family are clear.





Response	6	8	10	12	Total	
NO!	0.0	5.0	0.0	7.5	3.3	
no	3.6	5.0	9.1	10.0	7.2	
yes	17.9	30.0	34.1	25.0	27.6	
YES!	78.6	60.0	56.8	57.5	61.8	
N of Valid	28	40	44	40	152	
N of Miss	0	1	4	0	5	

Table 226: People in my family have serious arguments about the same things, and often insult or yell at each other.

Response	6	8	10	12	Total	
NO!	42.9	24.4	15.9	25.0	25.5	
no	39.3	22.0	45.5	45.0	37.9	
yes	10.7	34.1	25.0	17.5	22.9	
YES!	7.1	19.5	13.6	12.5	13.7	
N of Valid	28	41	44	40	153	
N of Miss	0	0	4	0	4	

Table 227: When I am not at home, one of my parents knows where I am and who I am with.

Response	6	8	10	12	Total	
NO!	0.0	4.9	0.0	12.5	4.6	
no	3.6	12.2	4.5	7.5	7.2	
yes	17.9	31.7	34.1	45.0	33.3	
YES!	78.6	51.2	61.4	35.0	54.9	
N of Valid	28	41	44	40	153	
N of Miss	0	0	4	0	4	

Table 228: My family has clear rules about alcohol and drug use.

Response	6	8	10	12	Total	
NO!	3.6	5.0	0.0	7.5	4.0	
no	0.0	5.0	7.0	5.0	4.6	
yes	7.1	27.5	46.5	30.0	29.8	
YES!	89.3	62.5	46.5	57.5	61.6	
N of Valid	28	40	43	40	151	
N of Miss	0	1	5	0	6	

Table 229: If you skipped school would you be caught by your parents?





Response	6	8	10	12	Total	
NO!	3.7	7.3	4.5	7.5	5.9	
no	0.0	17.1	15.9	17.5	13.8	
yes	14.8	19.5	29.5	35.0	25.7	
YES!	81.5	56.1	50.0	40.0	54.6	
N of Valid	27	41	44	40	152	
N of Miss	1	0	4	0	5	

Table 230: My parents ask if I've gotten my homework done.





Response	6	8	10	12	Total	
NO!	0.0	7.3	2.3	15.0	6.6	
no	0.0	14.6	20.5	17.5	14.5	
yes	11.1	39.0	43.2	32.5	33.6	
YES!	88.9	39.0	34.1	35.0	45.4	
N of Valid	27	41	44	40	152	
N of Miss	1	0	4	0	5	

Table 231: Would your parents know if you did not come home on time?





Response	6	8	10	12	Total	
NO!	3.7	9.8	0.0	10.0	5.9	
no	0.0	14.6	11.4	12.5	10.5	
yes	25.9	22.0	38.6	37.5	31.6	
YES!	70.4	53.7	50.0	40.0	52.0	
N of Valid	27	41	44	40	152	
N of Miss	1	0	4	0	5	

Table 232: Do you know how to properly dispose of leftover prescription drugs?



Response	6	8	10	12	Total	
No	74.1	61.0	54.5	57.5	60.5	
Yes	25.9	39.0	45.5	42.5	39.5	
N of Valid	27	41	44	40	152	
N of Miss	1	0	4	0	5	

Table 233: Have any of your brothers or sisters ever: drunk beer, wine or hard liquor (for example, vodka, whiskey or gin)?




Response	6	8	10	12	Total	
No	48.1	41.5	33.3	27.5	36.6	
Yes	48.1	46.3	60.0	62.5	54.9	
I don't have any brothers or sisters	3.7	12.2	6.7	10.0	8.5	
N of Valid	27	41	45	40	153	
N of Miss	1	0	3	0	4	

Table 234: Have any of your brothers or sisters ever: smoked marijuana?




Response	6	8	10	12	Total	
No	81.5	63.4	57.8	47.5	60.8	
Yes	14.8	24.4	35.6	42.5	30.7	
I don't have any brothers or sisters	3.7	12.2	6.7	10.0	8.5	
N of Valid	27	41	45	40	153	
N of Miss	1	0	3	0	4	

Table 235: Have any of your brothers or sisters ever: smoked cigarettes?




Response	6	8	10	12	Total	
No	48.1	51.2	42.2	35.0	43.8	
Yes	48.1	36.6	51.1	55.0	47.7	
I don't have any brothers or sisters	3.7	12.2	6.7	10.0	8.5	
N of Valid	27	41	45	40	153	
N of Miss	1	0	3	0	4	



Table 236: Have any of your brothers or sisters ever: taken a handgun to school?



Response	6	8	10	12	Total	
No	96.3	87.8	91.1	89.7	90.8	
Yes	0.0	0.0	0.0	0.0	0.0	
I don't have any brothers or sisters	3.7	12.2	8.9	10.3	9.2	
N of Valid	27	41	45	39	152	
N of Miss	1	0	3	1	5	

Table 237: Have any of your brothers or sisters ever: been suspended or expelled from school?




Response	6	8	10	12	Total	
No	66.7	51.2	60.0	57.5	58.2	
Yes	29.6	36.6	33.3	32.5	33.3	
I don't have any brothers or sisters	3.7	12.2	6.7	10.0	8.5	
N of Valid	27	41	45	40	153	
N of Miss	1	0	3	0	4	

Table 238: Have any of your brothers or sisters ever: used e-cigarettes, e-cigars or e-hookahs?




Response	6	8	10	12	Total	
No	88.9	78.0	64.4	62.5	71.9	
Yes	7.4	9.8	28.9	27.5	19.6	
I don't have any brothers or sisters	3.7	12.2	6.7	10.0	8.5	
N of Valid	27	41	45	40	153	
N of Miss	1	0	3	0	4	

Table 239: Have any of your brothers or sisters ever: used prescription drugs not prescribed to him/her?




Response	6	8	10	12	Total	
No	88.9	58.5	73.3	72.5	71.9	
Yes	7.4	29.3	17.8	17.5	19.0	
I don't have any brothers or sisters	3.7	12.2	8.9	10.0	9.2	
N of Valid	27	41	45	40	153	
N of Miss	1	0	3	0	4	

Table 240: Have you changed homes in the past year (the last 12 months)?



Response	6	8	10	12	Total	
No	92.6	90.2	77.8	85.0	85.6	
Yes	7.4	9.8	22.2	15.0	14.4	
N of Valid	27	41	45	40	153	
N of Miss	1	0	3	0	4	

Table 241: How many times have you changed homes since kindergarten?






Response	6	8	10	12	Total	
Never	73.1	63.4	17.8	42.5	46.1	
1 or 2 times	15.4	19.5	40.0	27.5	27.0	
3 or 4 times	3.8	9.8	22.2	20.0	15.1	
5 or 6 times	0.0	2.4	6.7	7.5	4.6	
7 or more times	7.7	4.9	13.3	2.5	7.2	
N of Valid	26	41	45	40	152	
N of Miss	2	0	3	0	5	

Table 242: Have you changed schools (including changing from elementary to middle and middle to high school) in the past year?



Response	6	8	10	12	Total	
No	77.8	78.0	64.4	77.5	73.9	
Yes	22.2	22.0	35.6	22.5	26.1	
N of Valid	27	41	45	40	153	
N of Miss	1	0	3	0	4	

Table 243: How many times have you changed schools since kindergarten (including changing from elementary to middle and middle to high school)?






Response	6	8	10	12	Total	
Never	55.6	53.7	13.3	37.5	37.9	
1 or 2 times	29.6	26.8	37.8	25.0	30.1	
3 or 4 times	7.4	9.8	20.0	27.5	17.0	
5 or 6 times	3.7	9.8	15.6	5.0	9.2	
7 or more times	3.7	0.0	13.3	5.0	5.9	
N of Valid	27	41	45	40	153	
N of Miss	1	0	3	0	4	

Table 244: Has anyone in your family ever had severe alcohol or drug problems?



Response	6	8	10	12	Total	
No	74.1	31.7	44.4	52.5	48.4	
Yes	25.9	68.3	55.6	47.5	51.6	
N of Valid	27	41	45	40	153	
N of Miss	1	0	3	0	4	

Table 245: About how many adults (over 21) have you known personally who in the past year have: used marijuana, crack, cocaine, or other drugs?






Response	6	8	10	12	Total	
0	73.1	39.0	37.8	37.5	44.1	
1	15.4	19.5	33.3	20.0	23.0	
2	7.7	9.8	8.9	20.0	11.8	
3-4	0.0	7.3	4.4	10.0	5.9	
5	3.8	24.4	15.6	12.5	15.1	
N of Valid	26	41	45	40	152	
N of Miss	2	0	3	0	5	

Table 246: About how many adults (over 21) have you known personally who in the past year have: sold or dealt drugs?






Response	6	8	10	12	Total	
0	88.9	53.7	55.6	67.5	64.1	
1	3.7	19.5	17.8	10.0	13.7	
2	3.7	0.0	13.3	7.5	6.5	
3-4	0.0	7.3	4.4	5.0	4.6	
5	3.7	19.5	8.9	10.0	11.1	
N of Valid	27	41	45	40	153	
N of Miss	1	0	3	0	4	

Table 247: About how many adults (over 21) have you known personally who in the past year have: done other things that could get them in trouble with the police, like stealing, selling stolen goods, mugging or assaulting others, etc.?






Response	6	8	10	12	Total	
0	65.4	46.3	57.8	60.0	56.6	
1	30.8	26.8	17.8	22.5	23.7	
2	3.8	2.4	2.2	12.5	5.3	
3-4	0.0	4.9	8.9	0.0	3.9	
5	0.0	19.5	13.3	5.0	10.5	
N of Valid	26	41	45	40	152	
N of Miss	2	0	3	0	5	

Table 248: About how many adults (over 21) have you known personally who in the past year have: gotten drunk or high?






Response	6	8	10	12	Total	
0	48.1	14.6	26.7	20.0	25.5	
1	22.2	22.0	22.2	5.0	17.6	
2	11.1	12.2	4.4	10.0	9.2	
3-4	7.4	12.2	13.3	7.5	10.5	
5	11.1	39.0	33.3	57.5	37.3	
N of Valid	27	41	45	40	153	
N of Miss	1	0	3	0	4	

Table 249: Have you seen or heard information about underage drinking in the past 12 months from the following sources? Radio



Response	6	8	10	12	Total	
No	63.0	61.0	43.8	70.0	58.3	
Yes	37.0	39.0	56.2	30.0	41.7	
N of Valid	27	41	48	40	156	
N of Miss	1	0	0	0	1	

Table 250: Have you seen or heard information about underage drinking in the past 12 months from the following sources? TV.



Response	6	8	10	12	Total	
No	18.5	24.4	22.9	50.0	29.5	
Yes	81.5	75.6	77.1	50.0	70.5	
N of Valid	27	41	48	40	156	
N of Miss	1	0	0	0	1	

Table 251: Have you seen or heard information about underage drinking in the past 12 months from the following sources? Print. This includes information on underage drinking you may have seen in the newspaper, on a billboard, in pamphlets, on stickers, etc.



Response	6	8	10	12	Total	
No	63.0	53.7	47.9	62.5	55.8	
Yes	37.0	46.3	52.1	37.5	44.2	
N of Valid	27	41	48	40	156	
N of Miss	1	0	0	0	1	

Table 252: Have you seen or heard information about underage drinking in the past 12 months from the following sources? Website or social media? (Facebook, Myspace, website, etc.)



Response	6	8	10	12	Total	
No	55.6	53.7	37.5	55.0	49.4	
Yes	44.4	46.3	62.5	45.0	50.6	
N of Valid	27	41	48	40	156	
N of Miss	1	0	0	0	1	

Table 253: The next questions ask about your opinions of the information you saw or heard. If you have seen or heard more than one ad, please think about your favorite ad when answering these questions. The information about underage drinking that I saw or heard was convincing.






Response	6	8	10	12	Total	
NO!	25.9	14.6	12.5	22.5	17.9	
no	7.4	24.4	20.8	27.5	21.2	
yes	18.5	24.4	39.6	25.0	28.2	
YES!	22.2	14.6	10.4	12.5	14.1	
I have not seen or heard any ads about underage drinking in the past 12 months.	25.9	22.0	16.7	12.5	18.6	
N of Valid	27	41	48	40	156	
N of Miss	1	0	0	0	1	

Table 254: The next questions ask about your opinions of the information you saw or heard. If you have seen or heard more than one ad, please think about your favorite ad when answering these questions. The information about underage drinking that I saw or heard grabbed my attention.






Response	6	8	10	12	Total	
NO!	15.4	14.6	12.5	25.0	16.8	
no	15.4	19.5	29.2	22.5	22.6	
yes	30.8	22.0	35.4	30.0	29.7	
YES!	15.4	22.0	10.4	10.0	14.2	
I have not seen or heard any ads about underage drinking in the past 12 months.	23.1	22.0	12.5	12.5	16.8	
N of Valid	26	41	48	40	155	
N of Miss	2	0	0	0	2	

Table 255: The next questions ask about your opinions of the information you saw or heard. If you have seen or heard more than one ad, please think about your favorite ad when answering these questions. The information about underage drinking that I saw or heard said something important to me.






Response	6	8	10	12	Total	
NO!	18.5	17.1	12.5	25.0	17.9	
no	11.1	29.3	25.0	35.0	26.3	
yes	22.2	19.5	35.4	12.5	23.1	
YES!	18.5	9.8	14.6	15.0	14.1	
I have not seen or heard any ads about underage drinking in the past 12 months.	29.6	24.4	12.5	12.5	18.6	
N of Valid	27	41	48	40	156	
N of Miss	1	0	0	0	1	

Table 256: The next questions ask about your opinions of the information you saw or heard. If you have seen or heard more than one ad, please think about your favorite ad when answering these questions. Seeing or hearing this information about underage drinking made me want to stop or decrease my drinking.










Response	6	8	10	12	Total	
NO!	14.8	12.2	14.6	25.0	16.7	
no	0.0	14.6	25.0	25.0	17.9	
yes	7.4	7.3	25.0	25.0	17.3	
YES!	51.9	2.4	14.6	10.0	16.7	
I have not seen or heard any ads about underage drinking in the past 12 months.	25.9	63.4	20.8	15.0	31.4	
N of Valid	27	41	48	40	156	
N of Miss	1	0	0	0	1	

Table 257: How honest were you in filling out this survey?

Response	6	8	10	12	Total	
I was very honest	92.6	80.5	79.2	55.0	75.6	
I was honest pretty much of the time	7.4	19.5	14.6	40.0	21.2	
I was honest some of the time	0.0	0.0	6.2	2.5	2.6	
I was honest once in a while	0.0	0.0	0.0	2.5	0.6	
I was not honest at all	0.0	0.0	0.0	0.0	0.0	
N of Valid	27	41	48	40	156	
N of Miss	1	0	0	0	1	