

# 2011 APNA

Arkansas Prevention Needs Assessment Student Survey



Pulaski County Tables

**Arkansas Department of Human Services  
Division of Behavioral Health Services**

Conducted by International Survey Associates dba Pride Surveys



## Contents

1	INTRODUCTION	11
2	PERCENTAGE TABLES	16

## List of Tables

1	Sex	17
2	Age	17
3	Are you Hispanic or Latino?	17
4	What is your race? Black or African American	18
5	What is your race? Asian	18
6	What is your race? American Indian	18
7	What is your race? Alaska Native	18
8	What is your race? White	19
9	What is your race? Native Hawaiian or Other Pacific Islander	19
10	What is your race? Other	19
11	What is the highest level of schooling completed by your mother or father?	20
12	Think of where you live most of the time. Which of the following people live there with you? Mother	20
13	Think of where you live most of the time. Which of the following people live there with you? Stepmother	20
14	Think of where you live most of the time. Which of the following people live there with you? Foster Mother	21
15	Think of where you live most of the time. Which of the following people live there with you? Grandmother	21
16	Think of where you live most of the time. Which of the following people live there with you? Aunt	21
17	Think of where you live most of the time. Which of the following people live there with you? Father	21
18	Think of where you live most of the time. Which of the following people live there with you? Stepfather	22
19	Think of where you live most of the time. Which of the following people live there with you? Foster Father	22
20	Think of where you live most of the time. Which of the following people live there with you? Grandfather	22
21	Think of where you live most of the time. Which of the following people live there with you? Uncle	22
22	Think of where you live most of the time. Which of the following people live there with you? Other Adults	23
23	Think of where you live most of the time. Which of the following people live there with you? Brother(s)	23
24	Think of where you live most of the time. Which of the following people live there with you? Stepbrother(s)	23
25	Think of where you live most of the time. Which of the following people live there with you? Sister(s)	23
26	Think of where you live most of the time. Which of the following people live there with you? Stepsister(s)	24

27	Think of where you live most of the time. Which of the following people live there with you? Other Children . . . . .	24
28	In my school, students have lots of chances to help decide things like class activities and rules. . . . .	24
29	Teachers ask me to work on special classroom projects. . . . .	24
30	My teacher(s) notices when I am doing a good job and lets me know about it. . . . .	25
31	There are lots of chances for students in my school to get involved in sports, clubs, and other school activities outside of class. . . . .	25
32	There are lots of chances for students in my school to talk with a teacher one-on-one. . . . .	25
33	I feel safe at my school. . . . .	26
34	The school lets my parents know when I have done something well. . . . .	26
35	My teachers praise me when I work hard in school. . . . .	26
36	Are your school grades better than the grades of most students in your class? . . . . .	27
37	I have lots of chances to be part of class discussions or activities. . . . .	27
38	Now thinking back over the past year in school, how often did you: enjoy being in school? . . . . .	27
39	Now thinking back over the past year in school, how often did you: hate being in school? . . . . .	28
40	Now thinking back over the past year in school, how often did you: try to do your best work in school? . . . . .	28
41	How often do you feel that the school work you are assigned is meaningful and important? . . . . .	28
42	Putting them all together, what were your grades like last year? . . . . .	29
43	How important do you think the things you are learning in school are going to be for your later life? . . . . .	29
44	How interesting are most of your courses to you? . . . . .	29
45	During the LAST FOUR WEEKS how many whole days of school have you missed because you skipped or 'cut'? . . . .	30
46	What are the chances you would be seen as cool if you: smoked cigarettes? . . . . .	30
47	What are the chances you would be seen as cool if you: worked hard at school? . . . . .	30
48	What are the chances you would be seen as cool if you: began drinking alcoholic beverages regularly, that is, at least once or twice a month? . . . . .	31
49	What are the chances you would be seen as cool if you: defended someone who was being verbally abused at school? . . . . .	31
50	What are the chances you would be seen as cool if you: smoked marijuana? . . . . .	31
51	What are the chances you would be seen as cool if you: carried a handgun? . . . . .	32

52	What are the chances you would be seen as cool if you: regularly volunteered to do community service? . . . . .	32
53	Think of your four best friends (the friends you feel closest to). In the past year (12 months), how many of your best friends have: participated in clubs, organizations or activities at school? . . . . .	32
54	Think of your four best friends (the friends you feel closest to). In the past year (12 months), how many of your best friends have: smoked cigarettes? . . . . .	33
55	Think of your four best friends (the friends you feel closest to). In the past year (12 months), how many of your best friends have: tried beer, wine or hard liquor (for example, vodka, whiskey, or gin) when their parents didn't know about it? . . . . .	33
56	Think of your four best friends (the friends you feel closest to). In the past year (12 months), how many of your best friends have: made a commitment to stay drug-free? . . . . .	33
57	Think of your four best friends (the friends you feel closest to). In the past year (12 months), how many of your best friends have: used marijuana? . . . . .	34
58	Think of your four best friends (the friends you feel closest to). In the past year (12 months), how many of your best friends have: tried to do well in school? . . . . .	34
59	Think of your four best friends (the friends you feel closest to). In the past year (12 months), how many of your best friends have: used LSD, cocaine, amphetamines, or other illegal drugs? . . . . .	34
60	Think of your four best friends (the friends you feel closest to). In the past year (12 months), how many of your best friends have: been suspended from school? . . . . .	35
61	Think of your four best friends (the friends you feel closest to). In the past year (12 months), how many of your best friends have: liked school? . . . . .	35
62	Think of your four best friends (the friends you feel closest to). In the past year (12 months), how many of your best friends have: carried a handgun? . . . . .	35
63	Think of your four best friends (the friends you feel closest to). In the past year (12 months), how many of your best friends have: sold illegal drugs? . . . . .	36
64	Think of your four best friends (the friends you feel closest to). In the past year (12 months), how many of your best friends have: regularly attended religious services? . . . . .	36
65	Think of your four best friends (the friends you feel closest to). In the past year (12 months), how many of your best friends have: stolen or tried to steal a motor vehicle such as a car or motorcycle? . . . . .	36
66	Think of your four best friends (the friends you feel closest to). In the past year (12 months), how many of your best friends have: been arrested? . . . . .	37

67	Think of your four best friends (the friends you feel closest to). In the past year (12 months), how many of your best friends have: dropped out of school? . . . . .	37
68	Think of your four best friends (the friends you feel closest to). In the past year (12 months), how many of your best friends have: been members of a gang? . . . . .	37
69	How old were you when you first: smoked marijuana? . . . . .	38
70	How old were you when you first: smoked a cigarette, even just a puff? . . . . .	38
71	How old were you when you first: had more than a sip or two of beer, wine or hard liquor (for example, vodka, whiskey, or gin)? . . .	39
72	How old were you when you first: began drinking alcoholic beverages regularly, that is, at least once or twice a month? . . . . .	39
73	How old were you when you first: used phenoxydine (pox, px, breeze)?	40
74	How old were you when you first: got suspended from school? . . .	40
75	How old were you when you first: got arrested? . . . . .	41
76	How old were you when you first: carried a handgun? . . . . .	41
77	How old were you when you first: attacked someone with the idea of seriously hurting them? . . . . .	42
78	How old were you when you first: belonged to a gang? . . . . .	42
79	How wrong do you think it is for someone your age to: take a handgun to school? . . . . .	43
80	How wrong do you think it is for someone your age to: steal anything worth more than \$5? . . . . .	43
81	How wrong do you think it is for someone your age to: pick a fight with someone? . . . . .	43
82	How wrong do you think it is for someone your age to: attack someone with the idea of seriously hurting them? . . . . .	44
83	How wrong do you think it is for someone your age to: stay away from school all day when their parents think they are at school? . .	44
84	How wrong do you think it is for someone your age to: drink beer, wine or hard liquor (for example, vodka, whiskey, or gin) regularly? .	44
85	How wrong do you think it is for someone your age to: smoke cigarettes? . . . . .	45
86	How wrong do you think it is for someone your age to: smoke marijuana? . . . . .	45
87	How wrong do you think it is for someone your age to: use LSD, cocaine, amphetamines or another illegal drug? . . . . .	45
88	At school during the past 12 months, did you receive help from the resource teacher, speech therapist or other special education teacher?	46
89	How many times in the past year (12 months) have you: been suspended from school? . . . . .	46
90	How many times in the past year (12 months) have you: carried a handgun? . . . . .	46

91	How many times in the past year (12 months) have you: sold illegal drugs? . . . . .	47
92	How many times in the past year (12 months) have you: stolen or tried to steal a motor vehicle such as a car or motorcycle? . . . . .	47
93	How many times in the past year (12 months) have you: participated in clubs, organizations or activities at school? . . . . .	48
94	How many times in the past year (12 months) have you: been arrested?	48
95	How many times in the past year (12 months) have you: done extra work on your own for school? . . . . .	49
96	How many times in the past year (12 months) have you: attacked someone with the idea of seriously hurting them? . . . . .	49
97	How many times in the past year (12 months) have you: been drunk or high at school? . . . . .	50
98	How many times in the past year (12 months) have you: volunteered to do community service? . . . . .	50
99	How many times in the past year (12 months) have you: taken a handgun to school? . . . . .	51
100	Are you currently on probation, or assigned a probation officer with Juvenile Court? . . . . .	51
101	Have you ever belonged to a gang? . . . . .	51
102	If you have ever belonged to a gang, did that gang have a name? . .	52
103	How many times have you done the following things? done what feels good no matter what. . . . .	52
104	How many times have you done the following things? done something dangerous because someone dared you to do it. . . . .	52
105	How many times have you done the following things? done crazy things even if they are a little dangerous. . . . .	53
106	You're looking at CD's in a music store with a friend. You look up and see her slip a CD under her coat. She smiles and says 'Which one do you want? Go ahead, take it while nobody's around.' There is nobody in sight, no employees and no other customers. What would you do now? . . . . .	53
107	You are visiting another part of town, and you don't know any of the people your age there. You are walking down the street, and some teenager you don't know is walking toward you. He is about your size, and as he is about to pass you, he deliberately bumps into you and you almost lose your balance. What would you say or do? .	53
108	You are at a party at someone's house, and one of your friends offers you a drink containing alcohol. What would you say or do? . . . . .	54
109	It's 8:00 on a weeknight and you are about to go over to a friend's home when your mother asks you where you are going. You say 'Oh, just going to go hang out with some friends.' She says, 'No, you'll just get into trouble if you go out. Stay home tonight.' What would you do now? . . . . .	54
110	How often do you attend religious services or activities? . . . . .	54

111	I do the opposite of what people tell me, just to get them mad. . . .	55
112	I like to see how much I can get away with. . . . .	55
113	I ignore rules that get in my way. . . . .	55
114	I think sometimes it's okay to cheat at school. . . . .	56
115	It is important to think before you act. . . . .	56
116	Sometimes I think that life is not worth it. . . . .	56
117	At times I think I am no good at all. . . . .	57
118	All in all, I am inclined to think that I am a failure. . . . .	57
119	In the past year, have you felt depressed or sad MOST days, even if you felt okay sometimes? . . . . .	57
120	It is all right to beat up people if they start the fight. . . . .	58
121	I think it is okay to take something without asking if you can get away with it. . . . .	58
122	Sometimes we don't know what we will do as adults, but we may have an idea. Please answer how true these statements may be for you. WHEN I AM AN ADULT I WILL: smoke cigarettes. . . . .	58
123	Sometimes we don't know what we will do as adults, but we may have an idea. Please answer how true these statements may be for you. WHEN I AM AN ADULT I WILL: drink beer, wine, or liquor. . . . .	59
124	Sometimes we don't know what we will do as adults, but we may have an idea. Please answer how true these statements may be for you. WHEN I AM AN ADULT I WILL: smoke marijuana. . . . .	59
125	Sometimes we don't know what we will do as adults, but we may have an idea. Please answer how true these statements may be for you. WHEN I AM AN ADULT I WILL: use LSD, cocaine, amphetamines or another illegal drug. . . . .	59
126	How much do you think people risk harming themselves (physically or in other ways) if they: smoked one or more packs of cigarettes per day? . . . . .	60
127	How much do you think people risk harming themselves (physically or in other ways) if they: try marijuana once or twice? . . . . .	60
128	How much do you think people risk harming themselves (physically or in other ways) if they: smoke marijuana regularly? . . . . .	60
129	How much do you think people risk harming themselves (physically or in other ways) if they: take one or two drinks of an alcoholic beverage (beer, wine, liquor) nearly every day? . . . . .	61
130	How much do you think people risk harming themselves (physically or in other ways) if they: have five or more drinks once or twice each weekend? . . . . .	61
131	Have you ever used smokeless tobacco (chew, snuff, plug, dipping tobacco, or chewing tobacco)? . . . . .	61
132	How often have you taken smokeless tobacco during the past 30 days? . . . . .	62
133	Have you ever smoked cigarettes? . . . . .	62
134	How frequently have you smoked cigarettes during the past 30 days? . . . . .	62

135	Which statement best describes rules about smoking inside your home? . . . . .	63
136	Which statement best describes rules about smoking in your family cars? . . . . .	63
137	During this school year, were you taught in any of your classes about the dangers of tobacco use? . . . . .	64
138	During the past 12 months, have you participated in any community activities to discourage people your age from using cigarettes, chewing tobacco, snuff, dip or cigars? . . . . .	64
139	On how many occasions have you had alcoholic beverages (beer, wine or hard liquor) to drink in your lifetime - more than just a few sips? . . . . .	64
140	On how many occasions have you had beer, wine or hard liquor to drink during the past 30 days? . . . . .	65
141	On how many occasions have you used marijuana (grass, pot) or hashish (hash, hash oil) in your lifetime? . . . . .	65
142	On how many occasions have you used marijuana (grass, pot) or hashish (hash, hash oil) during the past 30 days? . . . . .	65
143	On how many occasions have you used LSD or other psychedelics in your lifetime? . . . . .	66
144	On how many occasions have you used LSD or other psychedelics during the past 30 days? . . . . .	66
145	On how many occasions have you used cocaine or crack in your lifetime? . . . . .	66
146	On how many occasions have you used cocaine or crack during the past 30 days? . . . . .	67
147	On how many occasions have you sniffed glue, breathed the contents of an aerosol spray can, or inhaled other gases or sprays, in order to get high in your lifetime? . . . . .	67
148	On how many occasions have you sniffed glue, breathed the contents of an aerosol spray can, or inhaled other gases or sprays, in order to get high during the past 30 days? . . . . .	68
149	On how many occasions have you used phenoxydine (pox, px, breeze) in your lifetime? . . . . .	68
150	On how many occasions have you used phenoxydine (pox, px, breeze) during the past 30 days? . . . . .	69
151	On how many occasions have you used sedatives (tranquilizers, such as Valium or Xanax, barbiturates, or sleeping pills) without a doctor telling you to take them, in your lifetime? . . . . .	69
152	On how many occasions have you used sedatives (tranquilizers, such as Valium or Xanax, barbiturates, or sleeping pills) without a doctor telling you to take them, during the past 30 days? . . . . .	70
153	On how many occasions have you used methamphetamines (meth, speed, crank, crystal meth) in your lifetime? . . . . .	70

154	On how many occasions have you used methamphetamines (meth, speed, crank, crystal meth) in the past 30 days? . . . . .	71
155	On how many occasions have you used stimulants, other than Methamphetamines (such as amphetamines, Ritalin or Dexedrine) without a doctor telling you to take them, in your lifetime? . . . . .	71
156	On how many occasions have you used stimulants, other than Methamphetamines (such as amphetamines, Ritalin or Dexedrine) without a doctor telling you to take them, during the past 30 days? . . . . .	72
157	On how many occasions have you used heroin or other opiates in your lifetime? . . . . .	72
158	On how many occasions have you used heroin or other opiates during the past 30 days? . . . . .	73
159	On how many occasions have you used MDMA ('X', 'E', or ecstasy) in your lifetime? . . . . .	73
160	On how many occasions have you used MDMA ('X', 'E', or ecstasy) during the past 30 days? . . . . .	73
161	On how many occasions have you taken prescription drugs (such as Valium, Xanax, Ritalin, Adderall, OxyContin, Darvocet, or sleeping pills) on your own-that is, without a doctor telling you to take them in your lifetime? . . . . .	74
162	On how many occasions have you taken prescription drugs (such as Valium, Xanax, Ritalin, Adderall, OxyContin, Darvocet, or sleeping pills) on your own-that is, without a doctor telling you to take them during the past 30 days? . . . . .	74
163	On how many occasions have you taken non-prescription medicines such as diet pills (for example, Dietac, Dexatrim or Prolamine), stay-awake pills (for example No-Doz, Vivarin, or Wake), or cough or cold medicines (robos, DXM, etc.) to get high in your lifetime? . . . . .	75
164	On how many occasions have you taken non-prescription medicines such as diet pills (for example, Dietac, Dexatrim or Prolamine), stay-awake pills (for example No-Doz, Vivarin, or Wake), or cough or cold medicines (robos, DXM, etc.) to get high during the past 30 days? . . . . .	75
165	On how many occasions have you been drunk or very high from drinking alcoholic beverages during the past 30 days? . . . . .	76
166	On how many occasions have you drunk flavored alcoholic beverages, sometimes called 'alcopops' (like Mike's Hard Lemonade, Smirnoff Ice, Bacardi Breezers, etc.) in your lifetime? . . . . .	76
167	On how many occasions have you drunk flavored alcoholic beverages, sometimes called 'alcopops' (like Mike's Hard Lemonade, Smirnoff Ice, Bacardi Breezers, etc.) during the past 30 days? . . . . .	77
168	Think back over the last two weeks. How many times have you had five or more alcoholic drinks in a row? . . . . .	77
169	During the past 30 days, how many times did you ride in a car or other vehicle driven by someone who had been drinking alcohol? . . . . .	77

170	During the past 30 days, how many times did you drive a car or other vehicle when you had been drinking alcohol? . . . . .	78
171	If you drank alcohol (not just a sip or taste) in the past year, how did you usually get it? . . . . .	78
172	If you drank alcohol (not just a sip or taste) in the past year, where did you usually drink it? . . . . .	79
173	During the last month, about how many marijuana cigarettes, or the equivalent, did you smoke a day, on the average? . . . . .	79
174	How wrong would most adults (over 21) in your neighborhood think it is for kids your age: to use marijuana? . . . . .	80
175	How wrong would most adults (over 21) in your neighborhood think it is for kids your age: to drink alcohol? . . . . .	80
176	How wrong would most adults (over 21) in your neighborhood think it is for kids your age: to smoke cigarettes? . . . . .	80
177	How much do each of the following statements describe your neighborhood? crime and/or drug selling . . . . .	81
178	How much do each of the following statements describe your neighborhood? fights . . . . .	81
179	How much do each of the following statements describe your neighborhood? lots of empty or abandoned buildings . . . . .	81
180	How much do each of the following statements describe your neighborhood? lots of graffiti . . . . .	82
181	If I had to move, I would miss the neighborhood I now live in. . . . .	82
182	My neighbors notice when I am doing a good job and let me know about it. . . . .	82
183	I like my neighborhood. . . . .	83
184	There are lots of adults in my neighborhood I could talk to about something important. . . . .	83
185	I'd like to get out of my neighborhood. . . . .	83
186	There are people in my neighborhood who are proud of me when I do something well. . . . .	84
187	There are people in my neighborhood who encourage me to do my best. . . . .	84
188	I feel safe in my neighborhood. . . . .	84
189	Which of the following activities for people your age are available in your community? sports teams? . . . . .	85
190	Which of the following activities for people your age are available in your community? scouting? . . . . .	85
191	Which of the following activities for people your age are available in your community? boys and girls clubs? . . . . .	85
192	Which of the following activities for people your age are available in your community? 4-H clubs? . . . . .	85
193	Which of the following activities for people your age are available in your community? service clubs? . . . . .	86

194	If a kid smoked marijuana in your neighborhood would he or she be caught by the police? . . . . .	86
195	If a kid drank some beer, wine or hard liquor (for example, vodka, whiskey, or gin) in your neighborhood would he or she be caught by the police? . . . . .	86
196	If a kid carried a handgun in your neighborhood would he or she be caught by the police? . . . . .	87
197	If you wanted to get some cigarettes, how easy would it be for you to get some? . . . . .	87
198	If you wanted to get some beer, wine or hard liquor (for example, vodka, whiskey, or gin), how easy would it be for you to get some? . . . . .	87
199	If you wanted to get a drug like cocaine, LSD, or amphetamines, how easy would it be for you to get some? . . . . .	88
200	If you wanted to get a handgun, how easy would it be for you to get one? . . . . .	88
201	If you wanted to get some marijuana, how easy would it be for you to get some? . . . . .	88
202	During the past 12 months, have you participated in any alcohol prevention programs or seen any alcohol prevention messages in your school or community? Yes, a school-based program focused on preventing underage drinking and/or drinking and driving. . . . .	89
203	During the past 12 months, have you participated in any alcohol prevention programs or seen any alcohol prevention messages in your school or community? Yes, a community-based program focused on preventing underage drinking and/or drinking and driving (for example, through your church or temple or through youth groups like Boys and Girls Club or 4-H). . . . .	89
204	During the past 12 months, have you participated in any alcohol prevention programs or seen any alcohol prevention messages in your school or community? Yes, a media campaign addressing underage drinking and/or drinking and driving (for example, newspaper ads, posters, pamphlets, radio, TV). . . . .	89
205	During the past 12 months, have you participated in any alcohol prevention programs or seen any alcohol prevention messages in your school or community? No . . . . .	89
206	How wrong do your parents feel it would be for YOU to: drink beer, wine or hard liquor (for example, vodka, whiskey or gin) regularly? . . . . .	90
207	How wrong do your parents feel it would be for YOU to: smoke cigarettes? . . . . .	90
208	How wrong do your parents feel it would be for YOU to: smoke marijuana? . . . . .	90
209	How wrong do your parents feel it would be for YOU to: steal something worth more than \$5? . . . . .	91

210	How wrong do your parents feel it would be for YOU to: draw graffiti, write things, or draw pictures on buildings or other property (without the owner's permission)? . . . . .	91
211	How wrong do your parents feel it would be for YOU to: pick a fight with someone? . . . . .	91
212	During the past 12 months, have you talked with at least one of your parents about the dangers of underage drinking and/or drinking and driving? By parents, we mean either your biological parents, adoptive parents, stepparents, or adult guardians - whether or not they live with you. . . . .	92
213	Have any of your brothers or sisters ever: drunk beer, wine or hard liquor (for example, vodka, whiskey or gin)? . . . . .	92
214	Have any of your brothers or sisters ever: smoked marijuana? . . . . .	92
215	Have any of your brothers or sisters ever: smoked cigarettes? . . . . .	92
216	Have any of your brothers or sisters ever: taken a handgun to school? . . . . .	93
217	Have any of your brothers or sisters ever: been suspended or expelled from school? . . . . .	93
218	The rules in my family are clear. . . . .	93
219	People in my family often insult or yell at each other. . . . .	94
220	When I am not at home, one of my parents knows where I am and who I am with. . . . .	94
221	We argue about the same things in my family over and over. . . . .	94
222	If you drank some beer or wine or liquor (for example, vodka, whiskey, or gin) without your parents' permission, would you be caught by your parents? . . . . .	95
223	My family has clear rules about alcohol and drug use. . . . .	95
224	If you carried a handgun without your parents' permission, would you be caught by your parents? . . . . .	95
225	If you skipped school would you be caught by your parents? . . . . .	96
226	Do you feel very close to your mother? . . . . .	96
227	Do you share your thoughts and feelings with your mother? . . . . .	96
228	My parents ask me what I think before most family decisions affecting me are made. . . . .	97
229	Do you share your thoughts and feelings with your father? . . . . .	97
230	Do you enjoy spending time with your mother? . . . . .	97
231	Do you enjoy spending time with your father? . . . . .	98
232	If I had a personal problem, I could ask my mom or dad for help. . . . .	98
233	Do you feel very close to your father? . . . . .	98
234	My parents give me lots of chances to do fun things with them. . . . .	99
235	My parents ask if I've gotten my homework done. . . . .	99
236	People in my family have serious arguments. . . . .	99
237	Would your parents know if you did not come home on time? . . . . .	100
238	It is important to be honest with your parents, even if they become upset or you get punished. . . . .	100

239	My parents notice when I am doing a good job and let me know about it. . . . .	100
240	How often do your parents tell you they're proud of you for something you've done? . . . . .	101
241	How many brothers and sisters, including stepbrothers and sisters, do you have that are younger than you? . . . . .	101
242	How many brothers and sisters, including stepbrothers and sisters, do you have that are older than you? . . . . .	101
243	Have you changed homes in the past year (the last 12 months)? . . . . .	102
244	How many times have you changed homes since kindergarten? . . . . .	102
245	Have you changed schools (including changing from elementary to middle and middle to high school) in the past year? . . . . .	102
246	How many times have you changed schools since kindergarten (including changing from elementary to middle and middle to high school)? . . . . .	103
247	Has anyone in your family ever had severe alcohol or drug problems? . . . . .	103
248	About how many adults (over 21) have you known personally who in the past year have: used marijuana, crack, cocaine, or other drugs? . . . . .	103
249	About how many adults (over 21) have you known personally who in the past year have: sold or dealt drugs? . . . . .	104
250	About how many adults (over 21) have you known personally who in the past year have: done other things that could get them in trouble with the police, like stealing, selling stolen goods, mugging or assaulting others, etc.? . . . .	104
251	About how many adults (over 21) have you known personally who in the past year have: gotten drunk or high? . . . . .	104
252	Have you seen or heard information about underage drinking in the past 12 months from the following sources? Radio . . . . .	105
253	Have you seen or heard information about underage drinking in the past 12 months from the following sources? TV. . . . .	105
254	Have you seen or heard information about underage drinking in the past 12 months from the following sources? Print. This includes information on underage drinking you may have seen in the newspaper, on a billboard, in pamphlets, on stickers, etc. . . . .	105
255	Have you seen or heard information about underage drinking in the past 12 months from the following sources? Website or social media? (Facebook, Myspace, website, etc.) . . . . .	105
256	The next questions ask about your opinions of the information you saw or heard. If you have seen or heard more than one ad, please think about your favorite ad when answering these questions. The information about underage drinking that I saw or heard was convincing. . . . .	106

257	The next questions ask about your opinions of the information you saw or heard. If you have seen or heard more than one ad, please think about your favorite ad when answering these questions. The information about underage drinking that I saw or heard grabbed my attention. . . . .	106
258	The next questions ask about your opinions of the information you saw or heard. If you have seen or heard more than one ad, please think about your favorite ad when answering these questions. The information about underage drinking that I saw or heard said something important to me. . . . .	106
259	The next questions ask about your opinions of the information you saw or heard. If you have seen or heard more than one ad, please think about your favorite ad when answering these questions. Seeing or hearing this information about underage drinking made me want to stop or decrease my drinking. . . . .	107
260	How honest were you in filling out this survey? . . . . .	107

List of Figures

1	Grade Chart . . . . .	12
2	Gender Chart . . . . .	13
3	Age Chart . . . . .	14
4	Ethnic Origin Chart . . . . .	15

# 1 INTRODUCTION

This report was generated from data collected on the *2011 Arkansas Prevention Needs Assessment Student Survey*. This report contains basic frequency tables of all data collected and graphs on the selected demographic variables of grade, gender, age and ethnic origin. The graph on ethnic origin is represented as a bar chart rather than as a pie chart. This is because students were allowed to mark more than one response for ethnic origin as opposed to being allowed to mark only one response. The bars represent the percent of students who marked each of the ethnic categories.

Questions regarding the information found in this report can be directed to:

**Pride Surveys**

160 Vanderbilt Court  
Bowling Green, KY 42103  
1-800-279-6361  
[www.pridesurveys.com](http://www.pridesurveys.com)

# Grade Chart

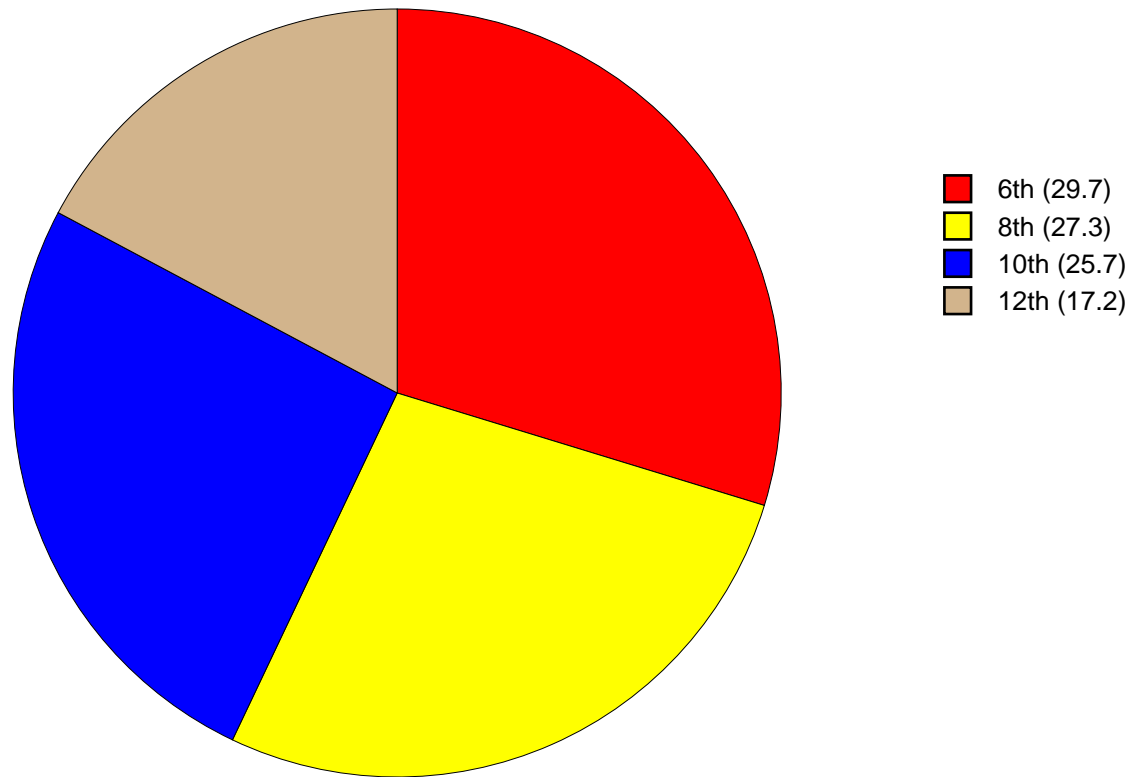


Figure 1: Grade Chart

## Gender Chart

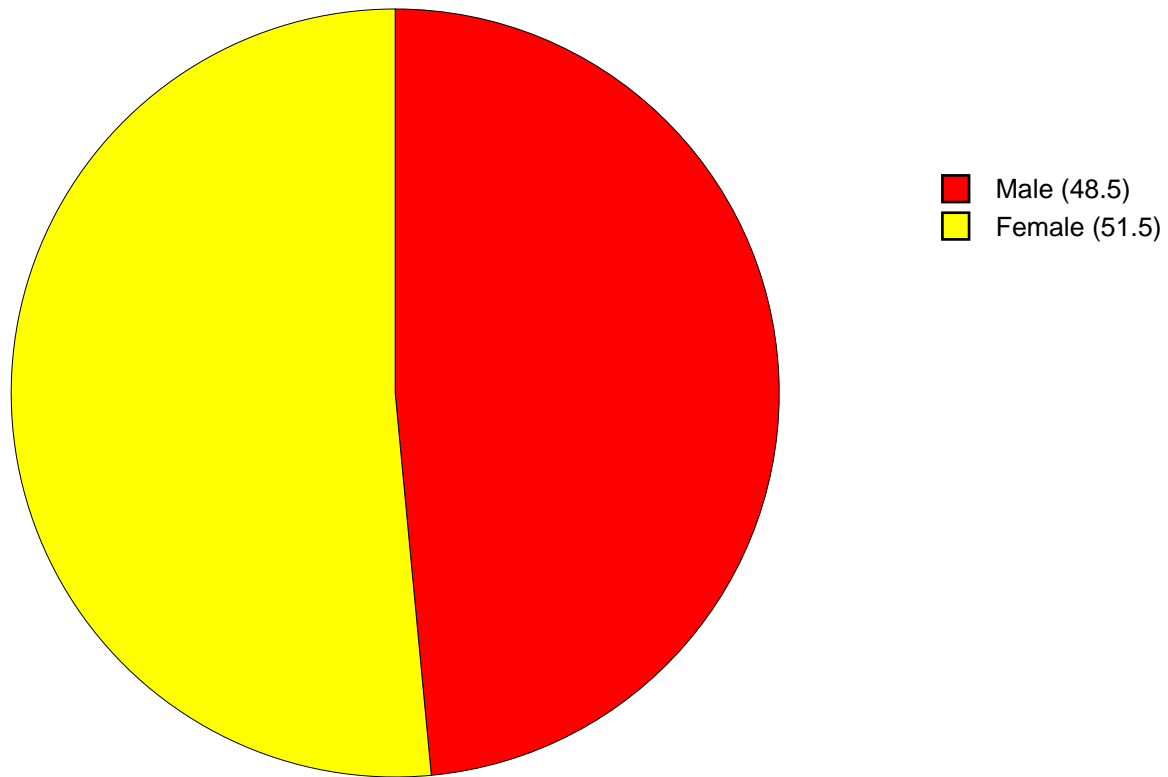


Figure 2: Gender Chart

# Age Chart

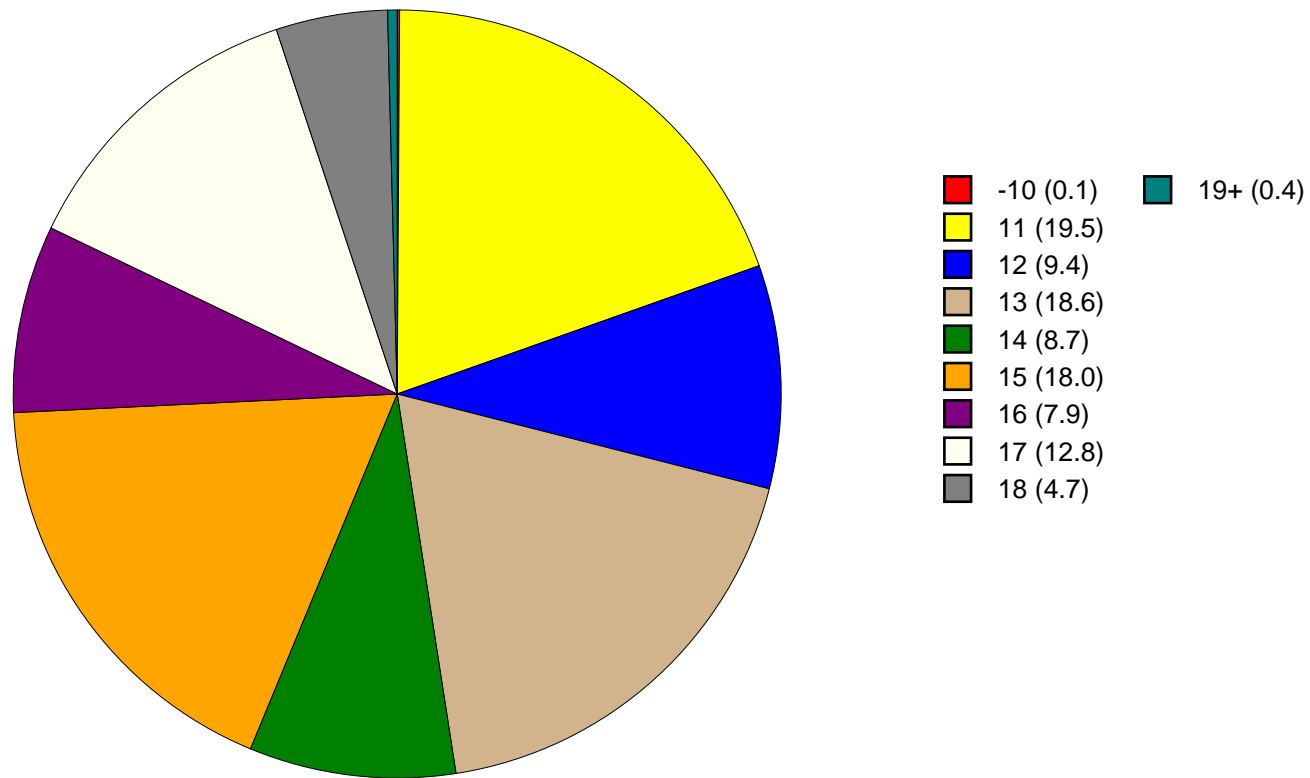


Figure 3: Age Chart

# Ethnic Origin Chart

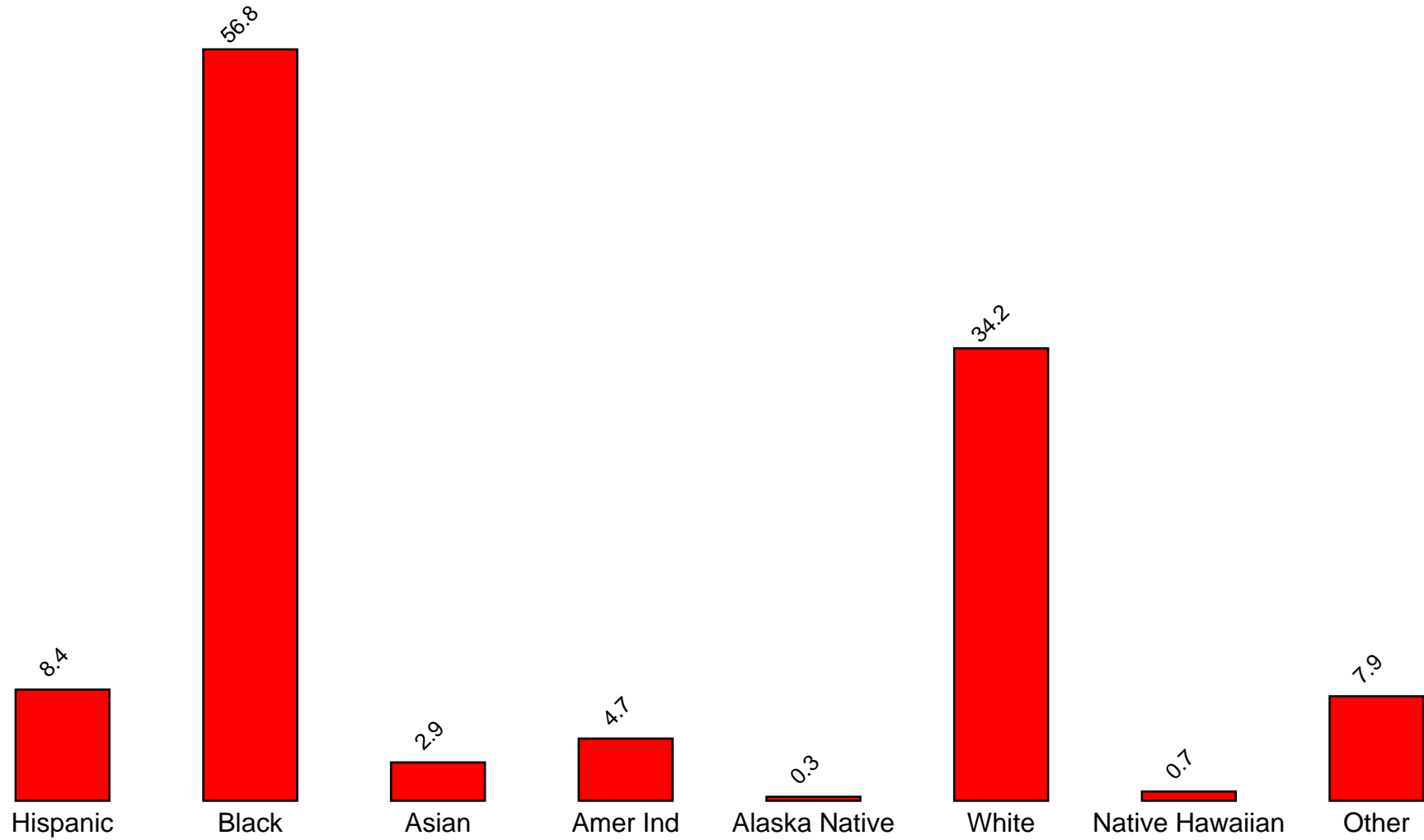


Figure 4: Ethnic Origin Chart

## 2 PERCENTAGE TABLES

The following tables contain frequency distribution detailing how your students responded to each question on the survey. The tables appear in the same order as the questions on the survey. The tables include breakdowns by grade level as well as overall percentages. The *N of Valid* row is a frequency count of the number of valid responses to each question for each grade and overall. The *N of Miss* row is a frequency count of the number of invalid (marked more than one response) or missing (i.e. did not respond) responses to each question for each grade and overall.

For the questions that allowed more than one response (i.e. race, live with, etc.) each response becomes a separate table. If a student did not mark the response, that was counted as a NO response, and if they did mark the response, that was counted as a YES response. Since a non response is a valid response for these questions, the *N of Miss* will always be zero for these questions.

Table 1: Sex



Response	6	8	10	12	Total	
Male	49.9	49.0	47.5	46.9	48.5	
Female	50.1	51.0	52.5	53.1	51.5	
N of Valid	2711	2491	2364	1573	9139	
N of Miss	41	38	18	21	118	

Table 2: Age











Response	6	8	10	12	Total	
10 or younger	0.3	0.0	0.0	0.0	0.1	
11	65.6	0.0	0.0	0.0	19.5	
12	31.1	0.6	0.0	0.0	9.4	
13	2.8	65.2	0.0	0.0	18.6	
14	0.1	31.2	0.5	0.0	8.7	
15	0.0	2.8	66.9	0.0	18.0	
16	0.0	0.2	29.7	1.1	7.9	
17	0.0	0.0	2.7	70.1	12.8	
18	0.0	0.0	0.3	26.7	4.7	
19 or older	0.0	0.0	0.0	2.2	0.4	
N of Valid	2741	2512	2376	1590	9219	
N of Miss	9	16	5	4	34	

Table 3: Are you Hispanic or Latino?



Response	6	8	10	12	Total	
No	91.5	91.1	92.1	92.0	91.6	
Yes	8.5	8.9	7.9	8.0	8.4	
N of Valid	2557	2451	2307	1557	8872	
N of Miss	194	77	75	38	384	

Table 4: What is your race? Black or African American



Response	6	8	10	12	Total	
No	41.6	40.4	45.3	47.3	43.2	
Yes	58.4	59.6	54.7	52.7	56.8	
N of Valid	2752	2530	2382	1595	9259	
N of Miss	0	0	0	0	0	

Table 5: What is your race? Asian



Response	6	8	10	12	Total	
No	98.4	97.1	96.5	95.8	97.1	
Yes	1.6	2.9	3.5	4.2	2.9	
N of Valid	2752	2530	2382	1595	9259	
N of Miss	0	0	0	0	0	

Table 6: What is your race? American Indian



Response	6	8	10	12	Total	
No	95.1	94.8	95.7	95.9	95.3	
Yes	4.9	5.2	4.3	4.1	4.7	
N of Valid	2752	2530	2382	1595	9259	
N of Miss	0	0	0	0	0	

Table 7: What is your race? Alaska Native



Response	6	8	10	12	Total	
No	99.9	99.7	99.5	99.4	99.7	
Yes	0.1	0.3	0.5	0.6	0.3	
N of Valid	2752	2530	2382	1595	9259	
N of Miss	0	0	0	0	0	

Table 8: What is your race? White



Response	6	8	10	12	Total	
No	69.3	67.8	62.9	61.1	65.8	
Yes	30.7	32.2	37.1	38.9	34.2	
N of Valid	2752	2530	2382	1595	9259	
N of Miss	0	0	0	0	0	

Table 9: What is your race? Native Hawaiian or Other Pacific Islander



Response	6	8	10	12	Total	
No	99.6	99.1	99.4	98.9	99.3	
Yes	0.4	0.9	0.6	1.1	0.7	
N of Valid	2752	2530	2382	1595	9259	
N of Miss	0	0	0	0	0	

Table 10: What is your race? Other



Response	6	8	10	12	Total	
No	91.1	92.2	92.0	94.0	92.1	
Yes	8.9	7.8	8.0	6.0	7.9	
N of Valid	2752	2530	2382	1595	9259	
N of Miss	0	0	0	0	0	

Table 11: What is the highest level of schooling completed by your mother or father?

Response	6	8	10	12	Total	
Completed grade school or less	3.6	3.0	1.2	1.2	2.4	
Some high school	3.6	4.8	9.2	12.8	7.0	
Completed high school	11.7	13.6	13.7	17.2	13.7	
Some college	12.7	15.3	17.9	20.5	16.1	
Completed college	23.9	22.9	25.1	25.0	24.1	
Graduate or professional school after college	11.2	14.8	18.4	17.0	15.1	
Don't know	31.7	23.8	12.7	5.0	19.9	
Does not apply	1.8	1.8	1.7	1.3	1.7	
N of Valid	2609	2458	2338	1570	8975	
N of Miss	97	43	18	12	170	

Table 12: Think of where you live most of the time. Which of the following people live there with you? Mother

Response	6	8	10	12	Total	
No	10.4	12.3	13.4	15.2	12.5	
Yes	89.6	87.7	86.6	84.8	87.5	
N of Valid	2752	2530	2382	1595	9259	
N of Miss	0	0	0	0	0	

Table 13: Think of where you live most of the time. Which of the following people live there with you? Stepmother

Response	6	8	10	12	Total	
No	96.4	95.6	95.7	94.9	95.7	
Yes	3.6	4.4	4.3	5.1	4.3	
N of Valid	2752	2530	2382	1595	9259	
N of Miss	0	0	0	0	0	

Table 14: Think of where you live most of the time. Which of the following people live there with you? Foster Mother



Response	6	8	10	12	Total	
No	99.4	99.6	99.4	99.6	99.5	
Yes	0.6	0.4	0.6	0.4	0.5	
N of Valid	2752	2530	2382	1595	9259	
N of Miss	0	0	0	0	0	

Table 15: Think of where you live most of the time. Which of the following people live there with you? Grandmother



Response	6	8	10	12	Total	
No	87.5	88.5	88.9	91.2	88.8	
Yes	12.5	11.5	11.1	8.8	11.2	
N of Valid	2752	2530	2382	1595	9259	
N of Miss	0	0	0	0	0	

Table 16: Think of where you live most of the time. Which of the following people live there with you? Aunt



Response	6	8	10	12	Total	
No	93.4	95.1	95.7	97.0	95.1	
Yes	6.6	4.9	4.3	3.0	4.9	
N of Valid	2752	2530	2382	1595	9259	
N of Miss	0	0	0	0	0	

Table 17: Think of where you live most of the time. Which of the following people live there with you? Father



Response	6	8	10	12	Total	
No	54.7	56.3	56.2	55.2	55.6	
Yes	45.3	43.7	43.8	44.8	44.4	
N of Valid	2752	2530	2382	1595	9259	
N of Miss	0	0	0	0	0	

Table 18: Think of where you live most of the time. Which of the following people live there with you? Stepfather



Response	6	8	10	12	Total	
No	86.0	83.4	84.0	86.6	84.9	
Yes	14.0	16.6	16.0	13.4	15.1	
N of Valid	2752	2530	2382	1595	9259	
N of Miss	0	0	0	0	0	

Table 19: Think of where you live most of the time. Which of the following people live there with you? Foster Father



Response	6	8	10	12	Total	
No	99.7	99.8	99.7	99.7	99.8	
Yes	0.3	0.2	0.3	0.3	0.2	
N of Valid	2752	2530	2382	1595	9259	
N of Miss	0	0	0	0	0	

Table 20: Think of where you live most of the time. Which of the following people live there with you? Grandfather



Response	6	8	10	12	Total	
No	95.0	95.6	95.3	96.6	95.5	
Yes	5.0	4.4	4.7	3.4	4.5	
N of Valid	2752	2530	2382	1595	9259	
N of Miss	0	0	0	0	0	

Table 21: Think of where you live most of the time. Which of the following people live there with you? Uncle



Response	6	8	10	12	Total	
No	94.4	95.7	96.4	97.6	95.8	
Yes	5.6	4.3	3.6	2.4	4.2	
N of Valid	2752	2530	2382	1595	9259	
N of Miss	0	0	0	0	0	

Table 22: Think of where you live most of the time. Which of the following people live there with you? Other Adults



Response	6	8	10	12	Total	
No	98.0	97.9	97.8	97.4	97.8	
Yes	2.0	2.1	2.2	2.6	2.2	
N of Valid	2752	2530	2382	1595	9259	
N of Miss	0	0	0	0	0	

Table 23: Think of where you live most of the time. Which of the following people live there with you? Brother(s)



Response	6	8	10	12	Total	
No	55.2	53.4	57.4	59.6	56.0	
Yes	44.8	46.6	42.6	40.4	44.0	
N of Valid	2752	2530	2382	1595	9259	
N of Miss	0	0	0	0	0	

Table 24: Think of where you live most of the time. Which of the following people live there with you? Stepbrother(s)



Response	6	8	10	12	Total	
No	96.3	96.1	96.6	97.2	96.5	
Yes	3.7	3.9	3.4	2.8	3.5	
N of Valid	2752	2530	2382	1595	9259	
N of Miss	0	0	0	0	0	

Table 25: Think of where you live most of the time. Which of the following people live there with you? Sister(s)



Response	6	8	10	12	Total	
No	54.7	55.6	57.9	62.1	57.0	
Yes	45.3	44.4	42.1	37.9	43.0	
N of Valid	2752	2530	2382	1595	9259	
N of Miss	0	0	0	0	0	

Table 26: Think of where you live most of the time. Which of the following people live there with you? Stepsister(s)

Response	6	8	10	12	Total	
No	97.1	96.8	97.1	97.2	97.1	
Yes	2.9	3.2	2.9	2.8	2.9	
N of Valid	2752	2530	2382	1595	9259	
N of Miss	0	0	0	0	0	

Table 27: Think of where you live most of the time. Which of the following people live there with you? Other Children

Response	6	8	10	12	Total	
No	95.8	95.3	94.9	94.4	95.2	
Yes	4.2	4.7	5.1	5.6	4.8	
N of Valid	2752	2530	2382	1595	9259	
N of Miss	0	0	0	0	0	

Table 28: In my school, students have lots of chances to help decide things like class activities and rules.

Response	6	8	10	12	Total	
NO!	18.0	21.6	20.7	25.4	21.0	
no	33.6	38.4	37.8	37.1	36.6	
yes	37.5	34.0	33.4	31.2	34.4	
YES!	10.8	6.0	8.0	6.3	8.0	
N of Valid	2672	2486	2357	1578	9093	
N of Miss	77	44	25	17	163	

Table 29: Teachers ask me to work on special classroom projects.

Response	6	8	10	12	Total	
NO!	9.9	11.1	11.6	11.5	10.9	
no	32.2	36.6	41.5	38.7	36.9	
yes	40.5	40.7	39.1	41.8	40.4	
YES!	17.4	11.6	7.8	8.0	11.7	
N of Valid	2689	2486	2358	1582	9115	
N of Miss	60	43	23	13	139	

Table 30: My teacher(s) notices when I am doing a good job and lets me know about it.


Response	6	8	10	12	Total	
NO!	4.8	7.4	8.1	8.2	7.0	
no	13.5	19.3	23.5	20.7	18.9	
yes	44.1	45.3	47.8	51.9	46.7	
YES!	37.6	28.0	20.6	19.2	27.4	
N of Valid	2694	2479	2344	1576	9093	
N of Miss	58	50	35	19	162	

Table 31: There are lots of chances for students in my school to get involved in sports, clubs, and other school activities outside of class.


Response	6	8	10	12	Total	
NO!	8.9	4.0	2.7	3.9	5.1	
no	14.6	9.4	4.8	6.0	9.2	
yes	37.1	42.9	34.9	35.0	37.8	
YES!	39.5	43.7	57.5	55.1	48.0	
N of Valid	2684	2481	2353	1571	9089	
N of Miss	63	49	29	24	165	

Table 32: There are lots of chances for students in my school to talk with a teacher one-on-one.


Response	6	8	10	12	Total	
NO!	5.9	6.7	6.6	7.0	6.5	
no	15.6	24.1	23.4	21.8	21.0	
yes	44.9	48.1	50.6	50.6	48.3	
YES!	33.5	21.1	19.4	20.6	24.3	
N of Valid	2682	2474	2344	1574	9074	
N of Miss	67	55	38	21	181	

Table 33: I feel safe at my school.

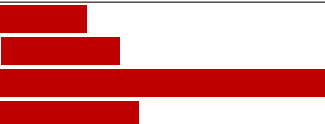
Response	6	8	10	12	Total	
NO!	8.8	14.1	11.1	13.1	11.6	
no	14.4	17.9	18.5	17.7	17.0	
yes	44.7	52.0	55.2	54.7	51.1	
YES!	32.2	16.0	15.1	14.5	20.3	
N of Valid	2696	2475	2324	1567	9062	
N of Miss	51	53	55	27	186	

Table 34: The school lets my parents know when I have done something well.


Response	6	8	10	12	Total	
NO!	14.9	21.4	27.0	33.4	23.0	
no	31.8	42.9	45.5	43.1	40.4	
yes	33.2	25.6	21.4	18.6	25.5	
YES!	20.1	10.1	6.1	4.8	11.1	
N of Valid	2664	2467	2328	1567	9026	
N of Miss	87	61	53	28	229	

Table 35: My teachers praise me when I work hard in school.


Response	6	8	10	12	Total	
NO!	13.6	16.4	17.5	18.2	16.2	
no	30.1	36.7	38.6	37.5	35.4	
yes	39.3	35.3	36.5	36.9	37.1	
YES!	17.0	11.6	7.3	7.4	11.4	
N of Valid	2647	2458	2321	1569	8995	
N of Miss	101	71	59	26	257	

Table 36: Are your school grades better than the grades of most students in your class?





Response	6	8	10	12	Total	
NO!	7.1	6.8	5.8	3.8	6.1	
no	27.4	27.2	29.8	24.0	27.4	
yes	45.4	47.8	47.0	51.1	47.4	
YES!	20.2	18.2	17.4	21.1	19.1	
N of Valid	2642	2469	2321	1570	9002	
N of Miss	104	58	59	24	245	

Table 37: I have lots of chances to be part of class discussions or activities.





Response	6	8	10	12	Total	
NO!	5.2	4.8	3.8	4.2	4.6	
no	14.0	15.7	13.1	11.5	13.8	
yes	44.3	53.5	58.6	58.9	53.0	
YES!	36.5	26.0	24.5	25.4	28.6	
N of Valid	2684	2481	2334	1573	9072	
N of Miss	67	49	47	21	184	

Table 38: Now thinking back over the past year in school, how often did you: enjoy being in school?






Response	6	8	10	12	Total	
Never	6.1	7.8	6.3	6.5	6.7	
Seldom	4.8	8.8	11.5	11.8	8.8	
Sometimes	37.4	44.2	42.6	43.9	41.7	
Often	23.8	24.3	27.6	28.1	25.7	
Almost always	27.9	14.8	11.9	9.7	17.0	
N of Valid	2673	2493	2323	1563	9052	
N of Miss	68	35	58	32	193	

Table 39: Now thinking back over the past year in school, how often did you: hate being in school?

Response	6	8	10	12	Total	
Never	25.4	10.6	7.3	7.1	13.5	
Seldom	22.0	22.9	25.9	23.6	23.5	
Sometimes	33.9	38.5	39.3	39.8	37.6	
Often	9.9	16.8	18.3	21.0	15.9	
Almost always	8.7	11.2	9.1	8.5	9.5	
N of Valid	2637	2472	2312	1559	8980	
N of Miss	107	54	67	36	264	

Table 40: Now thinking back over the past year in school, how often did you: try to do your best work in school?

Response	6	8	10	12	Total	
Never	0.4	0.7	0.6	0.6	0.6	
Seldom	0.9	1.8	2.6	3.2	2.0	
Sometimes	6.2	11.9	16.3	18.3	12.5	
Often	19.7	31.2	34.6	33.7	29.1	
Almost always	72.7	54.5	45.7	44.2	55.8	
N of Valid	2634	2468	2312	1556	8970	
N of Miss	117	60	68	39	284	

Table 41: How often do you feel that the school work you are assigned is meaningful and important?

Response	6	8	10	12	Total	
Never	5.1	5.5	6.9	5.0	5.7	
Seldom	6.5	13.5	19.1	21.8	14.3	
Sometimes	21.9	31.3	35.8	38.7	31.0	
Often	30.8	29.9	26.5	22.7	28.0	
Almost always	35.6	19.8	11.7	11.7	20.9	
N of Valid	2629	2465	2305	1561	8960	
N of Miss	122	65	75	34	296	

Table 42: Putting them all together, what were your grades like last year?

Response	6	8	10	12	Total	
Mostly F's	1.2	1.0	1.6	1.2	1.3	
Mostly D's	2.3	5.8	6.2	4.3	4.6	
Mostly C's	13.6	25.0	30.7	30.9	24.2	
Mostly B's	35.7	42.8	38.1	40.8	39.2	
Mostly A's	47.2	25.4	23.5	22.7	30.8	
N of Valid	2523	2375	2250	1535	8683	
N of Miss	32	40	53	28	153	

Table 43: How important do you think the things you are learning in school are going to be for your later life?

Response	6	8	10	12	Total	
Very important	64.9	44.7	26.0	18.9	41.5	
Quite important	20.7	25.1	26.4	24.0	23.9	
Fairly important	9.8	20.1	28.7	32.4	21.4	
Slightly important	3.4	8.2	15.4	20.9	10.8	
Not at all important	1.3	2.0	3.5	3.8	2.5	
N of Valid	2705	2487	2319	1561	9072	
N of Miss	47	42	61	34	184	

Table 44: How interesting are most of your courses to you?

Response	6	8	10	12	Total	
Very interesting and stimulating	25.1	13.9	9.6	9.8	15.4	
Quite interesting	37.1	26.9	25.1	25.6	29.2	
Fairly interesting	24.4	35.6	38.8	40.3	33.9	
Slightly dull	9.0	16.1	19.0	17.0	14.9	
Very dull	4.4	7.4	7.5	7.2	6.5	
N of Valid	2662	2476	2319	1561	9018	
N of Miss	88	54	63	32	237	

Table 45: During the LAST FOUR WEEKS how many whole days of school have you missed because you skipped or 'cut'?

Response	6	8	10	12	Total	
None	80.6	77.8	76.4	63.9	75.9	
1	7.0	6.7	7.7	9.7	7.6	
2	4.3	5.5	5.3	9.3	5.8	
3	2.7	4.0	3.7	7.0	4.1	
4-5	3.9	3.8	4.0	6.3	4.3	
6-10	1.0	1.1	1.5	2.4	1.4	
11 or more	0.5	1.0	1.4	1.3	1.0	
N of Valid	2689	2474	2323	1564	9050	
N of Miss	62	54	59	31	206	

Table 46: What are the chances you would be seen as cool if you: smoked cigarettes?

Response	6	8	10	12	Total	
No or very little chance	86.9	68.9	63.0	61.0	71.3	
Little chance	5.8	13.5	17.2	17.3	12.8	
Some chance	3.1	9.5	11.7	13.3	8.9	
Pretty good chance	2.2	5.3	5.0	5.5	4.4	
Very good chance	2.0	2.8	3.0	3.0	2.7	
N of Valid	2610	2467	2298	1553	8928	
N of Miss	125	55	78	39	297	

Table 47: What are the chances you would be seen as cool if you: worked hard at school?

Response	6	8	10	12	Total	
No or very little chance	5.6	9.2	8.7	8.9	7.9	
Little chance	5.3	13.6	13.3	13.3	11.0	
Some chance	13.5	21.8	24.5	26.9	20.9	
Pretty good chance	22.3	23.8	29.4	26.9	25.3	
Very good chance	53.3	31.5	24.2	23.9	34.7	
N of Valid	2655	2458	2300	1555	8968	
N of Miss	92	67	80	40	279	

Table 48: What are the chances you would be seen as cool if you: began drinking alcoholic beverages regularly, that is, at least once or twice a month?


Response	6	8	10	12	Total	
No or very little chance	85.1	61.5	48.3	40.3	61.3	
Little chance	6.6	15.1	17.5	16.4	13.5	
Some chance	4.1	10.9	17.3	18.7	11.9	
Pretty good chance	2.1	8.8	11.0	16.5	8.7	
Very good chance	2.1	3.6	5.9	8.1	4.5	
N of Valid	2612	2461	2293	1553	8919	
N of Miss	135	65	87	41	328	

Table 49: What are the chances you would be seen as cool if you: defended someone who was being verbally abused at school?


Response	6	8	10	12	Total	
No or very little chance	20.1	17.5	13.2	12.3	16.3	
Little chance	9.8	15.4	16.3	14.8	13.9	
Some chance	16.4	23.0	25.4	27.4	22.4	
Pretty good chance	20.6	22.4	25.2	28.0	23.5	
Very good chance	33.2	21.8	19.8	17.5	23.9	
N of Valid	2610	2456	2296	1552	8914	
N of Miss	137	73	84	43	337	

Table 50: What are the chances you would be seen as cool if you: smoked marijuana?


Response	6	8	10	12	Total	
No or very little chance	90.0	60.7	44.2	38.0	61.1	
Little chance	3.5	10.3	12.3	13.2	9.3	
Some chance	1.9	8.3	14.7	16.2	9.4	
Pretty good chance	1.9	9.0	13.1	14.1	8.9	
Very good chance	2.7	11.8	15.6	18.5	11.3	
N of Valid	2600	2465	2290	1551	8906	
N of Miss	152	63	91	42	348	

Table 51: What are the chances you would be seen as cool if you: carried a handgun?






Response	6	8	10	12	Total	
No or very little chance	83.6	70.9	70.0	69.4	74.1	
Little chance	6.6	10.5	11.9	12.6	10.1	
Some chance	3.9	6.7	8.2	8.0	6.5	
Pretty good chance	2.3	5.4	4.3	5.0	4.1	
Very good chance	3.6	6.5	5.6	5.0	5.2	
N of Valid	2582	2439	2290	1550	8861	
N of Miss	160	80	91	44	375	

Table 52: What are the chances you would be seen as cool if you: regularly volunteered to do community service?






Response	6	8	10	12	Total	
No or very little chance	26.4	35.2	25.4	21.7	27.7	
Little chance	14.3	20.2	22.0	21.3	19.1	
Some chance	18.3	20.3	24.5	26.0	21.8	
Pretty good chance	17.1	13.3	17.1	17.4	16.1	
Very good chance	23.9	11.1	11.0	13.7	15.3	
N of Valid	2595	2448	2293	1551	8887	
N of Miss	155	82	87	44	368	

Table 53: Think of your four best friends (the friends you feel closest to). In the past year (12 months), how many of your best friends have: participated in clubs, organizations or activities at school?






Response	6	8	10	12	Total	
0	17.2	14.1	12.8	11.7	14.3	
1	11.6	10.6	12.2	11.8	11.5	
2	18.8	18.6	19.4	19.1	19.0	
3	16.4	17.4	16.5	17.1	16.8	
4	36.1	39.3	39.0	40.2	38.4	
N of Valid	2604	2444	2279	1547	8874	
N of Miss	139	82	101	48	370	

Table 54: Think of your four best friends (the friends you feel closest to). In the past year (12 months), how many of your best friends have: smoked cigarettes?






Response	6	8	10	12	Total	
0	91.1	72.7	63.8	54.5	72.7	
1	4.6	13.6	14.7	17.4	11.9	
2	2.3	6.1	8.2	11.4	6.4	
3	0.8	3.3	5.6	7.1	3.8	
4	1.2	4.3	7.7	9.6	5.2	
N of Valid	2596	2433	2268	1542	8839	
N of Miss	151	89	110	51	401	

Table 55: Think of your four best friends (the friends you feel closest to). In the past year (12 months), how many of your best friends have: tried beer, wine or hard liquor (for example, vodka, whiskey, or gin) when their parents didn't know about it?






Response	6	8	10	12	Total	
0	84.6	56.6	38.4	24.6	54.6	
1	7.5	14.8	16.5	13.5	12.9	
2	3.5	10.7	15.2	16.8	10.8	
3	1.8	6.6	9.4	13.9	7.2	
4	2.5	11.4	20.5	31.2	14.5	
N of Valid	2610	2440	2272	1539	8861	
N of Miss	136	87	108	56	387	

Table 56: Think of your four best friends (the friends you feel closest to). In the past year (12 months), how many of your best friends have: made a commitment to stay drug-free?






Response	6	8	10	12	Total	
0	11.5	25.1	32.6	38.8	25.4	
1	5.9	10.3	14.5	18.1	11.4	
2	5.8	9.6	11.7	13.0	9.6	
3	9.0	10.9	11.1	8.8	10.0	
4	67.9	44.1	30.0	21.3	43.5	
N of Valid	2608	2427	2265	1538	8838	
N of Miss	137	94	114	55	400	

Table 57: Think of your four best friends (the friends you feel closest to). In the past year (12 months), how many of your best friends have: used marijuana?






Response	6	8	10	12	Total	
0	93.6	68.1	47.2	35.3	64.5	
1	3.4	11.1	15.7	17.1	11.1	
2	0.9	7.0	11.2	14.5	7.6	
3	0.9	5.4	8.5	13.4	6.3	
4	1.4	8.4	17.3	19.8	10.6	
N of Valid	2575	2431	2259	1542	8807	
N of Miss	160	94	115	53	422	

Table 58: Think of your four best friends (the friends you feel closest to). In the past year (12 months), how many of your best friends have: tried to do well in school?






Response	6	8	10	12	Total	
0	2.9	4.1	3.8	4.2	3.7	
1	3.4	3.8	4.3	5.6	4.1	
2	6.6	9.9	12.1	11.0	9.7	
3	15.1	17.8	17.8	19.5	17.3	
4	72.1	64.4	62.0	59.6	65.2	
N of Valid	2591	2421	2265	1540	8817	
N of Miss	153	103	114	55	425	

Table 59: Think of your four best friends (the friends you feel closest to). In the past year (12 months), how many of your best friends have: used LSD, cocaine, amphetamines, or other illegal drugs?






Response	6	8	10	12	Total	
0	96.3	88.8	84.3	84.9	89.1	
1	2.0	5.1	7.4	6.9	5.1	
2	0.5	2.9	3.7	3.7	2.5	
3	0.4	1.0	1.9	1.4	1.1	
4	0.9	2.2	2.7	3.1	2.1	
N of Valid	2594	2433	2269	1545	8841	
N of Miss	153	94	109	49	405	

Table 60: Think of your four best friends (the friends you feel closest to). In the past year (12 months), how many of your best friends have: been suspended from school?






Response	6	8	10	12	Total	
0	46.5	39.5	48.1	59.5	47.2	
1	21.3	17.7	17.6	16.9	18.6	
2	14.2	15.4	14.0	9.8	13.7	
3	6.4	9.7	7.4	5.1	7.3	
4	11.6	17.7	12.8	8.7	13.1	
N of Valid	2584	2428	2273	1542	8827	
N of Miss	149	94	107	51	401	

Table 61: Think of your four best friends (the friends you feel closest to). In the past year (12 months), how many of your best friends have: liked school?






Response	6	8	10	12	Total	
0	13.9	23.7	24.6	24.2	21.1	
1	10.0	14.7	12.9	14.5	12.8	
2	17.3	20.0	22.3	22.5	20.2	
3	22.5	16.7	18.2	19.3	19.2	
4	36.3	24.8	22.1	19.5	26.6	
N of Valid	2591	2428	2273	1542	8834	
N of Miss	151	98	109	53	411	

Table 62: Think of your four best friends (the friends you feel closest to). In the past year (12 months), how many of your best friends have: carried a handgun?






Response	6	8	10	12	Total	
0	93.5	89.6	87.1	89.2	90.0	
1	3.2	4.7	6.2	4.9	4.7	
2	1.5	2.1	3.0	2.7	2.2	
3	0.6	1.4	1.3	1.2	1.1	
4	1.2	2.2	2.4	2.0	1.9	
N of Valid	2605	2432	2265	1544	8846	
N of Miss	146	97	115	51	409	

Table 63: Think of your four best friends (the friends you feel closest to). In the past year (12 months), how many of your best friends have: sold illegal drugs?


Response	6	8	10	12	Total	
0	97.1	85.5	77.8	75.1	85.1	
1	1.4	7.0	9.9	11.2	6.8	
2	0.5	3.6	4.9	7.6	3.8	
3	0.4	1.3	2.5	2.3	1.5	
4	0.6	2.6	4.9	3.8	2.8	
N of Valid	2581	2417	2260	1542	8800	
N of Miss	167	110	120	53	450	

Table 64: Think of your four best friends (the friends you feel closest to). In the past year (12 months), how many of your best friends have: regularly attended religious services?


Response	6	8	10	12	Total	
0	34.5	25.5	18.5	20.5	25.4	
1	10.2	11.9	15.2	16.4	13.1	
2	12.8	15.1	21.7	23.9	17.7	
3	13.0	16.8	18.8	19.5	16.7	
4	29.4	30.8	25.8	19.7	27.1	
N of Valid	2509	2398	2265	1540	8712	
N of Miss	235	123	114	54	526	

Table 65: Think of your four best friends (the friends you feel closest to). In the past year (12 months), how many of your best friends have: stolen or tried to steal a motor vehicle such as a car or motorcycle?


Response	6	8	10	12	Total	
0	95.6	92.1	90.2	93.3	92.8	
1	2.5	3.9	4.5	3.6	3.6	
2	0.8	1.9	2.6	1.2	1.6	
3	0.5	0.7	1.0	0.8	0.7	
4	0.6	1.4	1.8	1.1	1.2	
N of Valid	2607	2435	2270	1542	8854	
N of Miss	145	95	112	53	405	

Table 66: Think of your four best friends (the friends you feel closest to). In the past year (12 months), how many of your best friends have: been arrested?






Response	6	8	10	12	Total	
0	90.5	79.8	76.4	77.7	81.7	
1	6.2	10.2	11.9	12.1	9.8	
2	1.7	5.4	5.6	5.2	4.3	
3	0.7	1.9	2.6	2.3	1.8	
4	0.9	2.7	3.5	2.7	2.4	
N of Valid	2605	2431	2271	1543	8850	
N of Miss	146	99	110	52	407	

Table 67: Think of your four best friends (the friends you feel closest to). In the past year (12 months), how many of your best friends have: dropped out of school?






Response	6	8	10	12	Total	
0	94.5	93.4	89.8	84.7	91.3	
1	3.5	4.1	5.7	9.2	5.2	
2	1.0	1.1	2.6	3.2	1.8	
3	0.2	0.7	0.9	1.4	0.7	
4	0.9	0.7	1.0	1.4	1.0	
N of Valid	2605	2430	2271	1542	8848	
N of Miss	146	100	111	53	410	

Table 68: Think of your four best friends (the friends you feel closest to). In the past year (12 months), how many of your best friends have: been members of a gang?






Response	6	8	10	12	Total	
0	83.1	67.9	69.8	73.2	73.8	
1	6.1	10.0	9.2	8.6	8.4	
2	3.1	6.7	7.0	5.3	5.5	
3	2.0	4.1	3.5	3.7	3.3	
4	5.6	11.3	10.5	9.2	9.1	
N of Valid	2607	2426	2267	1539	8839	
N of Miss	141	104	113	56	414	

Table 69: How old were you when you first: smoked marijuana?










Response	6	8	10	12	Total	
Never	98.2	84.2	67.7	52.6	78.6	
10 or younger	0.8	2.2	2.7	2.8	2.0	
11	0.6	2.3	1.8	1.9	1.6	
12	0.3	4.3	3.5	3.2	2.7	
13	0.0	5.8	6.1	5.1	4.1	
14	0.0	1.1	8.9	7.2	3.8	
15	0.0	0.0	8.0	8.9	3.6	
16	0.0	0.0	1.2	11.5	2.3	
17 or older	0.1	0.1	0.0	6.9	1.3	
N of Valid	2652	2438	2287	1548	8925	
N of Miss	96	87	94	47	324	

Table 70: How old were you when you first: smoked a cigarette, even just a puff?










Response	6	8	10	12	Total	
Never	91.9	76.8	68.0	58.9	75.9	
10 or younger	5.5	9.0	8.1	8.2	7.6	
11	1.9	3.8	3.2	2.7	2.9	
12	0.6	5.3	4.2	3.9	3.4	
13	0.0	4.2	5.4	4.3	3.3	
14	0.0	0.8	5.9	6.7	2.9	
15	0.0	0.1	4.4	5.5	2.1	
16	0.0	0.0	0.7	5.3	1.1	
17 or older	0.2	0.1	0.0	4.6	0.9	
N of Valid	2634	2432	2280	1546	8892	
N of Miss	112	95	100	48	355	

Table 71: How old were you when you first: had more than a sip or two of beer, wine or hard liquor (for example, vodka, whiskey, or gin)?










Response	6	8	10	12	Total	
Never	81.2	59.1	43.1	28.5	56.2	
10 or younger	12.6	13.7	11.0	9.9	12.1	
11	4.7	6.1	4.9	2.6	4.8	
12	1.2	8.5	6.1	4.7	5.1	
13	0.1	10.4	9.3	6.1	6.3	
14	0.0	1.9	13.3	9.6	5.6	
15	0.0	0.2	9.9	12.4	4.7	
16	0.0	0.0	2.3	16.2	3.4	
17 or older	0.2	0.1	0.1	9.9	1.8	
N of Valid	2629	2432	2277	1539	8877	
N of Miss	115	95	102	54	366	

Table 72: How old were you when you first: began drinking alcoholic beverages regularly, that is, at least once or twice a month?










Response	6	8	10	12	Total	
Never	97.8	91.2	81.2	70.0	87.0	
10 or younger	1.1	1.7	1.1	0.8	1.2	
11	0.6	1.4	0.7	0.5	0.8	
12	0.3	1.3	1.4	1.4	1.0	
13	0.0	3.5	2.9	1.6	2.0	
14	0.0	0.7	5.4	2.9	2.1	
15	0.0	0.2	5.7	5.5	2.4	
16	0.0	0.0	1.4	8.7	1.9	
17 or older	0.1	0.0	0.3	8.5	1.6	
N of Valid	2640	2438	2281	1536	8895	
N of Miss	112	91	100	59	362	

Table 73: How old were you when you first: used phenoxydine (pox, px, breeze)?


Response	6	8	10	12	Total	
Never	100.0	100.0	100.0	100.0	100.0	
10 or younger	0.0	0.0	0.0	0.0	0.0	
11	0.0	0.0	0.0	0.0	0.0	
12	0.0	0.0	0.0	0.0	0.0	
13	0.0	0.0	0.0	0.0	0.0	
14	0.0	0.0	0.0	0.0	0.0	
15	0.0	0.0	0.0	0.0	0.0	
16	0.0	0.0	0.0	0.0	0.0	
17 or older	0.0	0.0	0.0	0.0	0.0	
N of Valid	2562	2423	2272	1532	8789	
N of Miss	183	103	105	57	448	

Table 74: How old were you when you first: got suspended from school?










Response	6	8	10	12	Total	
Never	69.8	56.5	56.9	57.7	60.8	
10 or younger	20.3	17.0	14.9	10.8	16.4	
11	7.2	7.6	4.9	3.9	6.2	
12	2.2	9.5	6.6	5.0	5.8	
13	0.3	8.0	6.5	7.0	5.2	
14	0.1	1.2	5.9	4.8	2.7	
15	0.0	0.1	3.4	4.1	1.6	
16	0.0	0.0	0.9	4.3	1.0	
17 or older	0.0	0.0	0.0	2.3	0.4	
N of Valid	2616	2410	2268	1533	8827	
N of Miss	108	98	104	58	368	

Table 75: How old were you when you first: got arrested?










Response	6	8	10	12	Total	
Never	97.9	92.3	88.7	87.2	92.1	
10 or younger	0.8	1.2	0.9	0.6	0.9	
11	0.9	0.9	0.6	0.7	0.8	
12	0.3	1.7	1.2	1.8	1.2	
13	0.1	3.0	2.1	1.2	1.6	
14	0.0	0.8	2.6	1.8	1.2	
15	0.0	0.0	3.0	1.8	1.1	
16	0.0	0.0	0.8	2.7	0.7	
17 or older	0.0	0.0	0.0	2.3	0.4	
N of Valid	2625	2423	2271	1534	8853	
N of Miss	125	105	109	60	399	

Table 76: How old were you when you first: carried a handgun?










Response	6	8	10	12	Total	
Never	96.0	94.2	92.3	92.4	93.9	
10 or younger	1.6	1.4	1.1	1.2	1.4	
11	1.5	0.7	0.6	0.7	0.9	
12	0.7	1.0	0.9	0.9	0.9	
13	0.0	1.7	1.6	0.9	1.0	
14	0.0	0.8	1.5	0.8	0.8	
15	0.0	0.1	1.3	0.8	0.5	
16	0.1	0.0	0.6	1.3	0.4	
17 or older	0.1	0.0	0.1	0.8	0.2	
N of Valid	2613	2423	2273	1533	8842	
N of Miss	132	102	107	61	402	

Table 77: How old were you when you first: attacked someone with the idea of seriously hurting them?










Response	6	8	10	12	Total	
Never	82.9	72.6	71.4	74.8	75.7	
10 or younger	9.8	10.0	9.3	7.0	9.3	
11	5.3	4.4	2.9	1.7	3.8	
12	1.8	5.1	3.9	2.7	3.4	
13	0.2	6.0	3.9	2.9	3.2	
14	0.0	1.6	4.0	3.5	2.1	
15	0.0	0.2	3.6	3.2	1.5	
16	0.0	0.0	1.0	2.8	0.8	
17 or older	0.0	0.0	0.1	1.4	0.3	
N of Valid	2617	2429	2274	1533	8853	
N of Miss	119	94	101	56	370	

Table 78: How old were you when you first: belonged to a gang?










Response	6	8	10	12	Total	
Never	95.5	90.1	88.8	88.6	91.1	
10 or younger	1.6	2.8	3.8	3.6	2.8	
11	1.8	1.4	1.4	1.3	1.5	
12	0.8	2.0	1.5	1.4	1.4	
13	0.1	2.9	1.7	1.4	1.5	
14	0.0	0.6	1.5	1.3	0.8	
15	0.1	0.2	1.0	1.3	0.6	
16	0.0	0.0	0.3	0.5	0.2	
17 or older	0.1	0.0	0.0	0.6	0.2	
N of Valid	2637	2430	2274	1540	8881	
N of Miss	112	98	106	55	371	

Table 79: How wrong do you think it is for someone your age to: take a handgun to school?





Response	6	8	10	12	Total	
Very wrong	90.4	83.1	84.6	88.3	86.6	
Wrong	7.3	12.5	10.6	7.1	9.5	
A little bit wrong	1.7	3.1	3.2	3.0	2.7	
Not wrong at all	0.6	1.3	1.5	1.6	1.2	
N of Valid	2670	2449	2279	1542	8940	
N of Miss	77	78	101	52	308	

Table 80: How wrong do you think it is for someone your age to: steal anything worth more than \$5?





Response	6	8	10	12	Total	
Very wrong	64.6	50.6	49.3	58.5	55.8	
Wrong	25.9	32.6	34.8	29.9	30.7	
A little bit wrong	7.8	12.8	13.2	9.3	10.8	
Not wrong at all	1.8	4.0	2.7	2.3	2.7	
N of Valid	2646	2440	2263	1538	8887	
N of Miss	99	88	113	57	357	

Table 81: How wrong do you think it is for someone your age to: pick a fight with someone?





Response	6	8	10	12	Total	
Very wrong	56.0	40.0	39.2	51.0	46.5	
Wrong	27.6	31.8	35.3	31.1	31.3	
A little bit wrong	12.5	21.7	20.4	14.7	17.4	
Not wrong at all	4.0	6.5	5.2	3.1	4.8	
N of Valid	2647	2426	2255	1538	8866	
N of Miss	102	100	121	57	380	

Table 82: How wrong do you think it is for someone your age to: attack someone with the idea of seriously hurting them?





Response	6	8	10	12	Total	
Very wrong	79.2	61.1	58.3	65.8	66.6	
Wrong	12.6	22.7	24.1	20.4	19.7	
A little bit wrong	5.9	10.3	13.4	10.3	9.8	
Not wrong at all	2.2	5.9	4.2	3.6	4.0	
N of Valid	2642	2442	2269	1540	8893	
N of Miss	108	87	109	55	359	

Table 83: How wrong do you think it is for someone your age to: stay away from school all day when their parents think they are at school?





Response	6	8	10	12	Total	
Very wrong	82.3	59.3	44.9	43.5	59.7	
Wrong	12.3	25.5	32.3	30.9	24.2	
A little bit wrong	4.1	10.9	18.1	20.2	12.3	
Not wrong at all	1.4	4.3	4.8	5.3	3.7	
N of Valid	2649	2439	2272	1536	8896	
N of Miss	102	89	108	57	356	

Table 84: How wrong do you think it is for someone your age to: drink beer, wine or hard liquor (for example, vodka, whiskey, or gin) regularly?





Response	6	8	10	12	Total	
Very wrong	87.8	63.3	47.0	40.3	62.4	
Wrong	8.0	19.8	24.4	21.3	17.7	
A little bit wrong	2.8	12.1	19.8	25.2	13.5	
Not wrong at all	1.4	4.9	8.8	13.2	6.3	
N of Valid	2644	2445	2272	1540	8901	
N of Miss	108	85	108	55	356	

Table 85: How wrong do you think it is for someone your age to: smoke cigarettes?

Response	6	8	10	12	Total	
Very wrong	89.2	70.7	59.3	52.5	70.1	
Wrong	7.9	17.9	22.5	19.3	16.3	
A little bit wrong	2.0	7.8	11.9	15.9	8.5	
Not wrong at all	0.9	3.6	6.3	12.3	5.0	
N of Valid	2641	2440	2270	1535	8886	
N of Miss	109	88	111	58	366	

Table 86: How wrong do you think it is for someone your age to: smoke marijuana?

Response	6	8	10	12	Total	
Very wrong	93.1	70.5	50.2	40.6	66.8	
Wrong	4.5	12.8	17.9	20.5	12.9	
A little bit wrong	1.3	9.1	16.8	19.7	10.6	
Not wrong at all	1.1	7.6	15.1	19.2	9.6	
N of Valid	2643	2441	2275	1540	8899	
N of Miss	109	89	105	54	357	

Table 87: How wrong do you think it is for someone your age to: use LSD, cocaine, amphetamines or another illegal drug?

Response	6	8	10	12	Total	
Very wrong	96.5	89.6	86.8	87.8	90.6	
Wrong	2.5	6.8	8.5	7.9	6.2	
A little bit wrong	0.5	2.2	3.2	2.5	2.0	
Not wrong at all	0.4	1.4	1.5	1.8	1.2	
N of Valid	2634	2440	2273	1540	8887	
N of Miss	116	90	108	55	369	

Table 88: At school during the past 12 months, did you receive help from the resource teacher, speech therapist or other special education teacher?



Response	6	8	10	12	Total	
No	77.7	85.8	91.3	93.5	86.3	
Yes	22.3	14.2	8.7	6.5	13.7	
N of Valid	2429	2290	2170	1497	8386	
N of Miss	323	240	209	98	870	

Table 89: How many times in the past year (12 months) have you: been suspended from school?









Response	6	8	10	12	Total	
Never	75.3	69.1	77.2	80.7	75.0	
1 to 2 times	17.2	20.6	15.7	13.9	17.2	
3 to 5 times	5.0	5.9	3.9	3.6	4.7	
6 to 9 times	1.2	2.0	1.1	1.1	1.4	
10 to 19 times	0.6	1.4	1.0	0.4	0.9	
20 to 29 times	0.3	0.5	0.4	0.1	0.4	
30 to 39 times	0.1	0.3	0.0	0.1	0.1	
40+ times	0.3	0.3	0.6	0.1	0.3	
N of Valid	2664	2441	2272	1543	8920	
N of Miss	86	87	105	52	330	

Table 90: How many times in the past year (12 months) have you: carried a handgun?








Response	6	8	10	12	Total	
Never	96.6	94.9	94.4	94.4	95.2	
1 to 2 times	2.3	2.5	2.5	2.1	2.4	
3 to 5 times	0.4	0.7	1.1	1.0	0.8	
6 to 9 times	0.3	0.5	0.5	0.5	0.4	
10 to 19 times	0.1	0.5	0.5	0.4	0.4	
20 to 29 times	0.0	0.1	0.0	0.2	0.1	
30 to 39 times	0.0	0.1	0.0	0.1	0.0	
40+ times	0.2	0.7	0.9	1.4	0.7	
N of Valid	2647	2439	2268	1540	8894	
N of Miss	104	91	112	54	361	

Table 91: How many times in the past year (12 months) have you: sold illegal drugs?

Response	6	8	10	12	Total	
Never	99.5	96.0	92.4	91.2	95.3	
1 to 2 times	0.2	1.7	3.0	2.3	1.7	
3 to 5 times	0.1	0.8	1.4	1.2	0.8	
6 to 9 times	0.0	0.3	0.6	1.0	0.4	
10 to 19 times	0.0	0.4	0.7	0.8	0.4	
20 to 29 times	0.0	0.1	0.3	0.8	0.2	
30 to 39 times	0.0	0.2	0.1	0.5	0.2	
40+ times	0.2	0.4	1.5	2.2	0.9	
N of Valid	2629	2427	2257	1527	8840	
N of Miss	123	102	122	68	415	

Table 92: How many times in the past year (12 months) have you: stolen or tried to steal a motor vehicle such as a car or motorcycle?

Response	6	8	10	12	Total	
Never	98.7	97.6	96.4	97.5	97.6	
1 to 2 times	0.8	1.4	2.4	1.4	1.5	
3 to 5 times	0.3	0.4	0.4	0.3	0.3	
6 to 9 times	0.1	0.3	0.1	0.3	0.2	
10 to 19 times	0.0	0.1	0.0	0.0	0.0	
20 to 29 times	0.0	0.1	0.1	0.1	0.1	
30 to 39 times	0.0	0.0	0.0	0.0	0.0	
40+ times	0.0	0.1	0.4	0.5	0.2	
N of Valid	2643	2432	2265	1536	8876	
N of Miss	107	96	115	59	377	

Table 93: How many times in the past year (12 months) have you: participated in clubs, organizations or activities at school?









Response	6	8	10	12	Total	
Never	26.3	22.9	22.1	18.3	22.9	
1 to 2 times	28.4	26.2	21.7	17.1	24.1	
3 to 5 times	18.7	18.5	16.2	16.3	17.6	
6 to 9 times	10.3	10.8	8.4	10.2	9.9	
10 to 19 times	5.5	7.6	7.6	10.4	7.5	
20 to 29 times	2.5	2.8	5.0	7.5	4.1	
30 to 39 times	1.4	1.5	2.7	2.9	2.0	
40+ times	6.9	9.7	16.4	17.3	11.9	
N of Valid	2636	2427	2261	1534	8858	
N of Miss	112	96	116	58	382	

Table 94: How many times in the past year (12 months) have you: been arrested?








Response	6	8	10	12	Total	
Never	97.8	92.9	91.6	92.5	94.0	
1 to 2 times	1.7	5.2	6.0	5.3	4.4	
3 to 5 times	0.3	1.2	1.3	1.2	0.9	
6 to 9 times	0.0	0.3	0.3	0.5	0.3	
10 to 19 times	0.1	0.1	0.4	0.1	0.2	
20 to 29 times	0.0	0.1	0.1	0.1	0.1	
30 to 39 times	0.0	0.0	0.0	0.0	0.0	
40+ times	0.0	0.2	0.3	0.4	0.2	
N of Valid	2633	2429	2264	1534	8860	
N of Miss	115	95	116	58	384	

Table 95: How many times in the past year (12 months) have you: done extra work on your own for school?









Response	6	8	10	12	Total	
Never	22.8	28.7	28.3	24.2	26.0	
1 to 2 times	26.1	24.6	21.8	20.0	23.5	
3 to 5 times	17.7	17.7	16.0	18.3	17.4	
6 to 9 times	11.0	11.1	12.3	11.7	11.5	
10 to 19 times	6.4	6.7	9.4	11.1	8.1	
20 to 29 times	3.4	3.5	3.6	4.5	3.7	
30 to 39 times	2.2	1.4	1.9	2.7	2.0	
40+ times	10.5	6.3	6.6	7.4	7.8	
N of Valid	2629	2423	2261	1532	8845	
N of Miss	120	102	119	62	403	

Table 96: How many times in the past year (12 months) have you: attacked someone with the idea of seriously hurting them?









Response	6	8	10	12	Total	
Never	85.0	77.7	80.9	85.3	82.0	
1 to 2 times	9.6	13.0	11.1	8.9	10.8	
3 to 5 times	2.6	4.4	3.5	2.9	3.4	
6 to 9 times	1.1	2.1	1.6	1.2	1.5	
10 to 19 times	0.6	1.3	1.1	0.8	1.0	
20 to 29 times	0.3	0.3	0.5	0.3	0.4	
30 to 39 times	0.1	0.2	0.1	0.1	0.1	
40+ times	0.7	1.0	1.2	0.5	0.9	
N of Valid	2628	2424	2257	1532	8841	
N of Miss	122	105	122	60	409	

Table 97: How many times in the past year (12 months) have you: been drunk or high at school?


Response	6	8	10	12	Total	
Never	97.7	88.5	81.7	78.7	87.8	
1 to 2 times	1.6	6.4	8.4	7.8	5.7	
3 to 5 times	0.3	1.9	3.4	3.5	2.1	
6 to 9 times	0.3	1.1	1.9	2.6	1.3	
10 to 19 times	0.0	0.8	1.1	1.8	0.8	
20 to 29 times	0.0	0.2	0.8	1.7	0.6	
30 to 39 times	0.0	0.2	0.3	0.4	0.2	
40+ times	0.1	0.9	2.3	3.6	1.5	
N of Valid	2614	2417	2256	1533	8820	
N of Miss	135	111	123	62	431	

Table 98: How many times in the past year (12 months) have you: volunteered to do community service?

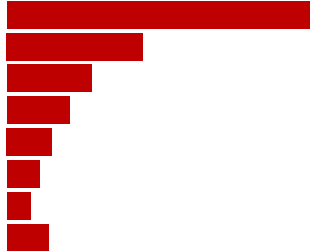
Response	6	8	10	12	Total	
Never	49.6	55.0	44.9	36.5	47.6	
1 to 2 times	22.9	19.7	18.5	17.5	19.9	
3 to 5 times	10.2	10.5	12.0	14.1	11.4	
6 to 9 times	6.9	6.1	9.6	8.9	7.7	
10 to 19 times	3.8	3.6	5.5	8.1	4.9	
20 to 29 times	1.5	2.0	3.3	5.3	2.8	
30 to 39 times	0.7	0.8	1.6	2.9	1.3	
40+ times	4.4	2.4	4.6	6.9	4.3	
N of Valid	2607	2425	2263	1535	8830	
N of Miss	141	104	118	57	420	

Table 99: How many times in the past year (12 months) have you: taken a handgun to school?








Response	6	8	10	12	Total	
Never	99.5	98.6	98.4	98.5	98.8	
1 to 2 times	0.4	0.6	0.8	0.4	0.6	
3 to 5 times	0.1	0.2	0.2	0.3	0.2	
6 to 9 times	0.0	0.2	0.1	0.1	0.1	
10 to 19 times	0.0	0.1	0.1	0.1	0.1	
20 to 29 times	0.0	0.2	0.2	0.2	0.1	
30 to 39 times	0.0	0.0	0.0	0.0	0.0	
40+ times	0.0	0.2	0.3	0.4	0.2	
N of Valid	2626	2427	2260	1537	8850	
N of Miss	126	103	121	58	408	

Table 100: Are you currently on probation, or assigned a probation officer with Juvenile Court?



Response	6	8	10	12	Total	
No	98.7	94.6	94.9	94.6	95.8	
Yes	1.3	5.4	5.1	5.4	4.2	
N of Valid	2201	2122	2066	1414	7803	
N of Miss	551	408	316	181	1456	

Table 101: Have you ever belonged to a gang?






Response	6	8	10	12	Total	
No	91.9	84.1	85.3	86.5	87.2	
No, but would like to	1.2	2.7	2.0	1.0	1.8	
Yes, in the past	3.8	5.2	3.6	3.7	4.1	
Yes, belong now	2.6	7.2	8.1	7.6	6.1	
Yes, but would like to get out	0.5	0.8	1.0	1.1	0.8	
N of Valid	2627	2418	2257	1535	8837	
N of Miss	121	110	125	59	415	

Table 102: If you have ever belonged to a gang, did that gang have a name?




Response	6	8	10	12	Total	
No	10.5	9.4	9.2	12.3	10.2	
Yes	7.0	13.8	13.1	12.7	11.4	
I have never belonged to a gang	82.5	76.8	77.7	75.0	78.4	
N of Valid	2561	2380	2229	1509	8679	
N of Miss	177	147	148	80	552	

Table 103: How many times have you done the following things? done what feels good no matter what.







Response	6	8	10	12	Total	
Never	43.4	33.4	24.1	19.5	31.5	
I've done it, but not in the past year	16.6	17.5	16.0	13.9	16.2	
Less than once a month	5.5	9.3	11.9	15.3	9.9	
About once a month	5.5	6.4	9.0	9.5	7.3	
2 or 3 times a month	6.0	9.2	11.4	13.1	9.5	
Once a week or more	23.2	24.1	27.5	28.7	25.5	
N of Valid	2548	2379	2238	1521	8686	
N of Miss	199	148	141	71	559	

Table 104: How many times have you done the following things? done something dangerous because someone dared you to do it.







Response	6	8	10	12	Total	
Never	76.0	62.7	57.0	59.1	64.5	
I've done it, but not in the past year	14.7	19.1	21.7	19.2	18.5	
Less than once a month	4.5	8.1	10.1	11.0	8.0	
About once a month	1.4	3.8	5.4	5.3	3.8	
2 or 3 times a month	1.2	3.5	3.6	3.3	2.8	
Once a week or more	2.2	2.9	2.3	2.2	2.4	
N of Valid	2584	2396	2244	1527	8751	
N of Miss	167	133	135	68	503	

Table 105: How many times have you done the following things? done crazy things even if they are a little dangerous.

Response	6	8	10	12	Total	
Never	62.4	45.4	37.2	35.4	46.6	
I've done it, but not in the past year	20.0	21.5	22.9	22.3	21.6	
Less than once a month	6.2	10.6	14.8	16.8	11.5	
About once a month	2.6	6.7	8.3	9.8	6.4	
2 or 3 times a month	3.4	6.5	7.9	8.6	6.3	
Once a week or more	5.4	9.2	8.9	7.0	7.6	
N of Valid	2576	2396	2242	1527	8741	
N of Miss	174	130	140	68	512	

Table 106: You're looking at CD's in a music store with a friend. You look up and see her slip a CD under her coat. She smiles and says 'Which one do you want? Go ahead, take it while nobody's around.' There is nobody in sight, no employees and no other customers. What would you do now?

Response	6	8	10	12	Total	
Ignore her	17.1	19.5	22.5	28.7	21.1	
Grab a CD and leave the store	2.8	10.1	10.7	8.1	7.8	
Tell her to put the CD back	58.0	37.1	32.8	31.3	41.2	
Act like it is a joke, and ask her to put the CD back	22.1	33.2	33.9	31.9	29.9	
N of Valid	2590	2394	2236	1525	8745	
N of Miss	142	123	141	68	474	

Table 107: You are visiting another part of town, and you don't know any of the people your age there. You are walking down the street, and some teenager you don't know is walking toward you. He is about your size, and as he is about to pass you, he deliberately bumps into you and you almost lose your balance. What would you say or do?

Response	6	8	10	12	Total	
Push the person back	16.7	20.7	16.6	15.0	17.5	
Say 'Excuse me' and keep on walking	53.3	39.8	43.4	43.8	45.4	
Say 'Watch where you are going' and keep on walking	24.9	27.6	26.5	26.6	26.3	
Swear at the person and walk away	5.1	11.9	13.6	14.6	10.8	
N of Valid	2568	2379	2211	1506	8664	
N of Miss	172	137	149	76	534	

Table 108: You are at a party at someone's house, and one of your friends offers you a drink containing alcohol. What would you say or do?

Response	6	8	10	12	Total	
Drink it	3.6	18.2	30.3	41.1	21.0	
Tell your friend, 'No thanks, I don't drink' and suggest that you and your friend go and do something else	48.7	35.7	25.9	19.4	34.2	
Just say, 'No thanks' and walk away	31.4	33.5	35.0	34.4	33.4	
Make up a good excuse, tell your friend you had something else to do, and leave	16.3	12.6	8.7	5.1	11.4	
N of Valid	2577	2390	2229	1524	8720	
N of Miss	161	134	147	71	513	

Table 109: It's 8:00 on a weeknight and you are about to go over to a friend's home when your mother asks you where you are going. You say 'Oh, just going to go hang out with some friends.' She says, 'No, you'll just get into trouble if you go out. Stay home tonight.' What would you do now?

Response	6	8	10	12	Total	
Leave the house anyway	4.5	7.3	6.3	7.8	6.3	
Explain what you are going to do with your friends, tell her when you will get home, and ask if you can go out	49.8	60.5	66.9	69.8	60.6	
Not say anything and start watching TV	42.5	25.8	20.2	16.8	27.7	
Get into an argument with her	3.3	6.3	6.6	5.7	5.4	
N of Valid	2560	2381	2215	1518	8674	
N of Miss	176	135	146	72	529	

Table 110: How often do you attend religious services or activities?

Response	6	8	10	12	Total	
Never	23.3	15.3	12.2	15.0	16.8	
Rarely	22.1	23.2	25.1	26.0	23.9	
1-2 Times a Month	13.6	14.3	17.7	17.4	15.5	
About Once a Week or More	41.0	47.2	45.0	41.6	43.8	
N of Valid	2534	2375	2215	1524	8648	
N of Miss	216	152	167	71	606	

Table 111: I do the opposite of what people tell me, just to get them mad.





Response	6	8	10	12	Total	
Very False	56.5	36.0	34.1	40.9	42.4	
Somewhat False	23.0	28.2	28.7	28.4	26.8	
Somewhat True	16.5	31.1	32.3	26.7	26.3	
Very True	4.1	4.8	4.8	4.0	4.4	
N of Valid	2538	2373	2211	1515	8637	
N of Miss	211	154	170	78	613	

Table 112: I like to see how much I can get away with.





Response	6	8	10	12	Total	
Very False	61.6	42.8	33.9	36.4	44.9	
Somewhat False	20.2	24.5	27.3	25.5	24.1	
Somewhat True	13.9	24.2	28.7	30.2	23.4	
Very True	4.3	8.6	10.1	7.9	7.6	
N of Valid	2533	2374	2205	1514	8626	
N of Miss	215	154	177	80	626	

Table 113: I ignore rules that get in my way.





Response	6	8	10	12	Total	
Very False	69.1	46.4	40.6	39.5	50.4	
Somewhat False	18.5	26.8	30.3	29.9	25.8	
Somewhat True	9.0	20.6	23.5	24.9	18.7	
Very True	3.4	6.2	5.6	5.8	5.1	
N of Valid	2536	2377	2210	1513	8636	
N of Miss	214	152	171	81	618	

Table 114: I think sometimes it's okay to cheat at school.


Response	6	8	10	12	Total	
NO!	70.3	35.2	20.7	17.8	38.7	
no	21.6	36.4	36.8	36.0	32.1	
yes	7.0	24.3	35.8	38.3	24.7	
YES!	1.1	4.2	6.6	7.9	4.6	
N of Valid	2528	2378	2218	1515	8639	
N of Miss	218	148	162	80	608	

Table 115: It is important to think before you act.


Response	6	8	10	12	Total	
NO!	3.1	3.5	1.4	1.4	2.5	
no	2.7	4.3	2.6	2.9	3.2	
yes	21.9	34.1	33.2	30.6	29.7	
YES!	72.2	58.1	62.8	65.1	64.7	
N of Valid	2518	2377	2216	1515	8626	
N of Miss	220	151	165	80	616	

Table 116: Sometimes I think that life is not worth it.

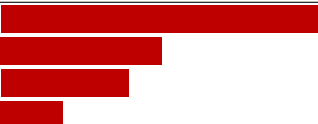
Response	6	8	10	12	Total	
NO!	58.0	49.7	43.3	46.5	49.9	
no	20.2	22.6	26.2	29.3	24.0	
yes	15.0	18.7	22.0	18.6	18.5	
YES!	6.9	9.0	8.5	5.7	7.6	
N of Valid	2464	2352	2201	1504	8521	
N of Miss	283	176	177	87	723	

Table 117: At times I think I am no good at all.

Response	6	8	10	12	Total	
NO!	41.4	38.5	34.4	38.3	38.2	
no	22.4	22.8	26.5	26.5	24.3	
yes	25.9	26.8	29.4	26.3	27.1	
YES!	10.2	12.0	9.7	8.8	10.3	
N of Valid	2469	2364	2204	1507	8544	
N of Miss	279	166	172	87	704	

Table 118: All in all, I am inclined to think that I am a failure.

Response	6	8	10	12	Total	
NO!	59.3	53.7	51.8	54.4	54.9	
no	23.5	29.4	30.7	30.3	28.2	
yes	11.8	11.7	13.0	11.1	11.9	
YES!	5.5	5.2	4.5	4.2	4.9	
N of Valid	2430	2335	2199	1506	8470	
N of Miss	313	195	182	88	778	

Table 119: In the past year, have you felt depressed or sad MOST days, even if you felt okay sometimes?

Response	6	8	10	12	Total	
NO!	30.2	28.8	26.7	28.4	28.6	
no	21.9	22.1	25.8	26.2	23.7	
yes	30.2	28.4	28.6	27.2	28.7	
YES!	17.7	20.7	19.0	18.2	19.0	
N of Valid	2460	2348	2205	1509	8522	
N of Miss	288	181	174	86	729	

Table 120: It is all right to beat up people if they start the fight.





Response	6	8	10	12	Total	
NO!	46.3	25.2	21.2	22.5	29.8	
no	19.2	17.6	18.8	18.6	18.6	
yes	18.5	25.4	27.5	29.5	24.7	
YES!	16.0	31.8	32.4	29.3	26.9	
N of Valid	2470	2357	2200	1507	8534	
N of Miss	278	171	177	86	712	

Table 121: I think it is okay to take something without asking if you can get away with it.





Response	6	8	10	12	Total	
NO!	76.6	54.3	49.3	56.8	59.9	
no	19.8	35.0	39.9	34.8	31.8	
yes	2.5	8.4	8.2	6.4	6.3	
YES!	1.1	2.3	2.6	2.0	2.0	
N of Valid	2454	2337	2193	1501	8485	
N of Miss	296	191	187	92	766	

Table 122: Sometimes we don't know what we will do as adults, but we may have an idea. Please answer how true these statements may be for you. WHEN I AM AN ADULT I WILL: smoke cigarettes.





Response	6	8	10	12	Total	
NO!	84.4	74.7	74.7	73.1	77.2	
no	12.0	18.1	18.4	17.2	16.3	
yes	2.9	5.6	5.0	6.9	4.9	
YES!	0.7	1.6	1.9	2.9	1.7	
N of Valid	2468	2350	2196	1500	8514	
N of Miss	282	176	183	91	732	

Table 123: Sometimes we don't know what we will do as adults, but we may have an idea. Please answer how true these statements may be for you. WHEN I AM AN ADULT I WILL: drink beer, wine, or liquor.





Response	6	8	10	12	Total	
NO!	66.3	39.6	29.1	23.2	41.7	
no	16.5	17.8	17.1	15.8	16.9	
yes	14.6	32.3	40.0	39.5	30.4	
YES!	2.6	10.4	13.7	21.5	10.9	
N of Valid	2459	2343	2195	1500	8497	
N of Miss	290	181	186	92	749	

Table 124: Sometimes we don't know what we will do as adults, but we may have an idea. Please answer how true these statements may be for you. WHEN I AM AN ADULT I WILL: smoke marijuana.





Response	6	8	10	12	Total	
NO!	90.6	71.9	59.3	57.1	71.4	
no	6.9	15.0	20.4	18.8	14.7	
yes	1.8	7.4	12.2	15.0	8.4	
YES!	0.7	5.7	8.1	9.1	5.5	
N of Valid	2454	2344	2194	1504	8496	
N of Miss	296	182	187	89	754	

Table 125: Sometimes we don't know what we will do as adults, but we may have an idea. Please answer how true these statements may be for you. WHEN I AM AN ADULT I WILL: use LSD, cocaine, amphetamines or another illegal drug.





Response	6	8	10	12	Total	
NO!	94.4	91.2	89.6	89.8	91.5	
no	5.2	7.6	8.9	8.4	7.4	
yes	0.2	0.6	0.9	1.1	0.7	
YES!	0.2	0.6	0.5	0.8	0.5	
N of Valid	2458	2351	2192	1503	8504	
N of Miss	294	179	188	92	753	

Table 126: How much do you think people risk harming themselves (physically or in other ways) if they: smoked one or more packs of cigarettes per day?


Response	6	8	10	12	Total	
No risk	24.5	13.3	8.0	6.1	13.8	
Slight risk	7.3	7.8	5.9	4.8	6.6	
Moderate risk	14.5	17.1	16.9	15.7	16.1	
Great risk	53.8	61.8	69.2	73.4	63.5	
N of Valid	2395	2316	2171	1490	8372	
N of Miss	355	209	210	103	877	

Table 127: How much do you think people risk harming themselves (physically or in other ways) if they: try marijuana once or twice?


Response	6	8	10	12	Total	
No risk	26.5	24.4	30.9	40.2	29.5	
Slight risk	19.3	26.8	33.6	32.5	27.4	
Moderate risk	24.5	22.3	16.9	14.0	20.1	
Great risk	29.7	26.5	18.6	13.2	23.0	
N of Valid	2371	2306	2156	1481	8314	
N of Miss	378	220	223	110	931	

Table 128: How much do you think people risk harming themselves (physically or in other ways) if they: smoke marijuana regularly?


Response	6	8	10	12	Total	
No risk	24.9	17.3	15.8	18.1	19.2	
Slight risk	5.3	10.5	19.1	23.4	13.6	
Moderate risk	11.2	17.3	23.3	24.0	18.3	
Great risk	58.6	54.8	41.8	34.4	48.9	
N of Valid	2340	2294	2139	1477	8250	
N of Miss	407	232	241	116	996	

Table 129: How much do you think people risk harming themselves (physically or in other ways) if they: take one or two drinks of an alcoholic beverage (beer, wine, liquor) nearly every day?


Response	6	8	10	12	Total	
No risk	25.5	16.0	12.0	10.8	16.8	
Slight risk	17.4	21.0	21.4	21.4	20.2	
Moderate risk	22.4	27.0	31.1	29.2	27.2	
Great risk	34.7	35.9	35.4	38.6	35.9	
N of Valid	2364	2301	2159	1481	8305	
N of Miss	387	228	222	113	950	

Table 130: How much do you think people risk harming themselves (physically or in other ways) if they: have five or more drinks once or twice each weekend?


Response	6	8	10	12	Total	
No risk	24.3	15.0	9.3	9.0	15.1	
Slight risk	8.2	12.5	13.3	15.2	12.0	
Moderate risk	19.1	21.1	24.7	27.5	22.6	
Great risk	48.4	51.4	52.8	48.2	50.3	
N of Valid	2366	2306	2166	1489	8327	
N of Miss	384	224	216	105	929	

Table 131: Have you ever used smokeless tobacco (chew, snuff, plug, dipping tobacco, or chewing tobacco)?


Response	6	8	10	12	Total	
Never	97.5	93.6	91.0	86.5	92.8	
Once or Twice	2.0	4.1	5.4	7.3	4.4	
Once in a while but not regularly	0.2	1.0	1.3	1.9	1.0	
Regularly in the past	0.2	0.6	1.4	1.9	0.9	
Regularly now	0.0	0.6	0.8	2.5	0.8	
N of Valid	2391	2308	2172	1494	8365	
N of Miss	361	221	210	100	892	

Table 132: How often have you taken smokeless tobacco during the past 30 days?

Response	6	8	10	12	Total	
Not at all	99.3	97.7	96.9	94.9	97.4	
Once or twice	0.5	1.1	1.8	1.9	1.2	
Once or twice per week	0.0	0.3	0.5	0.4	0.3	
Three to five times per week	0.0	0.3	0.1	0.5	0.2	
About once a day	0.1	0.2	0.2	0.4	0.2	
More than once a day	0.0	0.3	0.5	1.9	0.6	
N of Valid	2381	2303	2171	1491	8346	
N of Miss	370	227	211	101	909	

Table 133: Have you ever smoked cigarettes?

Response	6	8	10	12	Total	
Never	93.1	78.7	72.8	62.4	78.4	
Once or Twice	5.4	13.6	14.0	17.6	12.1	
Once in a while but not regularly	0.8	4.4	6.2	8.1	4.5	
Regularly in the past	0.5	1.8	3.3	4.6	2.3	
Regularly now	0.2	1.5	3.7	7.3	2.7	
N of Valid	2383	2307	2172	1492	8354	
N of Miss	368	223	210	102	903	

Table 134: How frequently have you smoked cigarettes during the past 30 days?

Response	6	8	10	12	Total	
Not at all	98.6	94.2	91.0	85.2	93.0	
Less than one cigarette per day	1.1	3.6	4.7	5.9	3.6	
One to five cigarettes per day	0.2	1.3	2.7	6.1	2.2	
About one-half pack per day	0.0	0.3	1.0	2.0	0.7	
About one pack per day	0.0	0.3	0.3	0.5	0.3	
About one and one-half packs per day	0.0	0.1	0.2	0.1	0.1	
Two packs or more per day	0.1	0.3	0.2	0.2	0.2	
N of Valid	2377	2308	2170	1490	8345	
N of Miss	373	222	211	105	911	

Table 135: Which statement best describes rules about smoking inside your home?






Response	6	8	10	12	Total	
Smoking is not allowed anywhere inside your home	68.9	68.2	70.6	72.8	69.8	
Smoking is allowed in some places and at some times	7.7	6.8	6.1	6.9	6.9	
Smoking is allowed anywhere inside the home	1.7	2.6	3.1	2.4	2.4	
There are no rules about smoking inside the home	4.2	6.1	6.6	8.0	6.0	
I don't know	17.6	16.3	13.7	10.0	14.8	
N of Valid	2359	2290	2161	1487	8297	
N of Miss	388	236	219	106	949	

Table 136: Which statement best describes rules about smoking in your family cars?







Response	6	8	10	12	Total	
Smoking is never allowed in any car	67.9	61.5	61.3	64.0	63.7	
Smoking is allowed sometimes or in some cars	10.2	11.6	11.0	12.7	11.2	
Smoking is allowed in any car anytime	2.4	3.3	3.9	3.2	3.2	
There are no rules about smoking in the car	3.2	6.6	9.0	8.9	6.7	
We do not have a family car	1.6	1.0	1.0	2.0	1.4	
I don't know	14.8	16.0	13.9	9.2	13.9	
N of Valid	2352	2289	2159	1484	8284	
N of Miss	393	238	219	110	960	

Table 137: During this school year, were you taught in any of your classes about the dangers of tobacco use?






Response	6	8	10	12	Total	
Strongly agree	48.8	28.5	21.4	12.6	29.5	
Agree	22.7	29.4	25.6	19.6	24.7	
Disagree	6.7	12.8	17.2	19.0	13.4	
Strongly disagree	7.3	13.4	20.5	35.1	17.4	
I don't know	14.4	15.8	15.5	13.8	15.0	
N of Valid	2299	2235	2116	1468	8118	
N of Miss	445	288	263	125	1121	

Table 138: During the past 12 months, have you participated in any community activities to discourage people your age from using cigarettes, chewing tobacco, snuff, dip or cigars?






Response	6	8	10	12	Total	
Strongly agree	25.5	15.8	13.0	8.9	16.5	
Agree	18.8	16.3	15.5	13.2	16.2	
Disagree	13.1	20.6	25.1	23.8	20.2	
Strongly disagree	19.4	27.2	30.9	42.0	28.7	
I don't know	23.1	20.2	15.5	12.2	18.3	
N of Valid	2271	2240	2114	1473	8098	
N of Miss	478	285	262	119	1144	

Table 139: On how many occasions have you had alcoholic beverages (beer, wine or hard liquor) to drink in your lifetime - more than just a few sips?








Response	6	8	10	12	Total	
0	89.0	66.9	48.9	33.0	62.6	
1-2	7.8	16.2	16.3	14.4	13.5	
3-5	1.4	7.0	10.7	12.6	7.4	
6-9	0.7	4.0	7.8	9.1	4.9	
10-19	0.5	2.8	7.5	11.7	5.0	
20-39	0.2	1.3	3.8	7.9	2.8	
40+	0.3	1.8	5.0	11.2	3.9	
N of Valid	2371	2300	2152	1471	8294	
N of Miss	378	229	228	123	958	

Table 140: On how many occasions have you had beer, wine or hard liquor to drink during the past 30 days?


Response	6	8	10	12	Total	
0	97.6	88.7	78.9	65.9	84.6	
1-2	1.9	7.8	12.2	16.8	8.9	
3-5	0.3	2.0	4.9	7.4	3.2	
6-9	0.1	0.7	1.9	4.7	1.5	
10-19	0.1	0.3	1.2	3.7	1.1	
20-39	0.0	0.3	0.4	0.5	0.3	
40+	0.0	0.2	0.5	1.0	0.4	
N of Valid	2359	2293	2142	1470	8264	
N of Miss	390	235	237	124	986	

Table 141: On how many occasions have you used marijuana (grass, pot) or hashish (hash, hash oil) in your lifetime?


Response	6	8	10	12	Total	
0	98.3	85.2	70.3	56.9	80.1	
1-2	1.1	5.1	7.7	9.2	5.4	
3-5	0.2	2.8	5.8	6.4	3.5	
6-9	0.0	1.4	2.8	3.8	1.8	
10-19	0.0	1.3	3.2	5.3	2.1	
20-39	0.1	0.8	2.5	4.0	1.6	
40+	0.2	3.3	7.7	14.4	5.5	
N of Valid	2361	2281	2137	1462	8241	
N of Miss	390	248	241	129	1008	

Table 142: On how many occasions have you used marijuana (grass, pot) or hashish (hash, hash oil) during the past 30 days?


Response	6	8	10	12	Total	
0	99.5	92.5	85.5	77.7	90.1	
1-2	0.3	2.9	5.7	7.8	3.8	
3-5	0.1	1.8	2.7	4.0	1.9	
6-9	0.0	0.7	1.7	1.8	1.0	
10-19	0.0	0.8	2.0	2.5	1.2	
20-39	0.0	0.3	0.7	2.2	0.6	
40+	0.1	1.0	1.7	4.0	1.4	
N of Valid	2360	2285	2139	1466	8250	
N of Miss	392	245	242	126	1005	

Table 143: On how many occasions have you used LSD or other psychedelics in your lifetime?


Response	6	8	10	12	Total	
0	99.7	99.3	97.9	96.3	98.5	
1-2	0.3	0.4	1.0	2.0	0.8	
3-5	0.0	0.2	0.5	0.5	0.3	
6-9	0.0	0.0	0.2	0.3	0.1	
10-19	0.0	0.0	0.2	0.5	0.2	
20-39	0.0	0.0	0.2	0.1	0.1	
40+	0.0	0.0	0.0	0.1	0.0	
N of Valid	2351	2276	2141	1467	8235	
N of Miss	401	254	240	127	1022	

Table 144: On how many occasions have you used LSD or other psychedelics during the past 30 days?


Response	6	8	10	12	Total	
0	100.0	99.7	99.1	99.3	99.5	
1-2	0.0	0.3	0.7	0.3	0.3	
3-5	0.0	0.0	0.1	0.3	0.1	
6-9	0.0	0.0	0.0	0.0	0.0	
10-19	0.0	0.0	0.0	0.0	0.0	
20-39	0.0	0.0	0.0	0.1	0.0	
40+	0.0	0.0	0.0	0.0	0.0	
N of Valid	2350	2277	2143	1468	8238	
N of Miss	402	251	238	126	1017	

Table 145: On how many occasions have you used cocaine or crack in your lifetime?


Response	6	8	10	12	Total	
0	100.0	99.3	98.2	96.7	98.8	
1-2	0.0	0.5	1.1	1.7	0.8	
3-5	0.0	0.0	0.1	0.7	0.2	
6-9	0.0	0.0	0.2	0.1	0.1	
10-19	0.0	0.0	0.1	0.4	0.1	
20-39	0.0	0.0	0.0	0.1	0.0	
40+	0.0	0.0	0.2	0.3	0.1	
N of Valid	2357	2277	2139	1470	8243	
N of Miss	395	252	242	124	1013	

Table 146: On how many occasions have you used cocaine or crack during the past 30 days?





Response	6	8	10	12	Total	
0	100.0	99.7	99.3	99.3	99.6	
1-2	0.0	0.2	0.3	0.3	0.2	
3-5	0.0	0.0	0.1	0.1	0.1	
6-9	0.0	0.0	0.0	0.1	0.0	
10-19	0.0	0.0	0.1	0.0	0.0	
20-39	0.0	0.0	0.0	0.1	0.0	
40+	0.0	0.0	0.1	0.1	0.1	
N of Valid	2348	2276	2134	1465	8223	
N of Miss	402	251	246	129	1028	

Table 147: On how many occasions have you sniffed glue, breathed the contents of an aerosol spray can, or inhaled other gases or sprays, in order to get high in your lifetime?








Response	6	8	10	12	Total	
0	92.3	86.8	89.7	92.4	90.1	
1-2	5.0	7.5	5.0	4.2	5.6	
3-5	1.2	2.5	2.1	1.5	1.8	
6-9	0.6	1.5	1.4	0.6	1.0	
10-19	0.4	0.9	0.7	0.3	0.6	
20-39	0.0	0.3	0.7	0.3	0.3	
40+	0.5	0.6	0.5	0.5	0.5	
N of Valid	2347	2277	2137	1468	8229	
N of Miss	403	252	243	126	1024	

Table 148: On how many occasions have you sniffed glue, breathed the contents of an aerosol spray can, or inhaled other gases or sprays, in order to get high during the past 30 days?








Response	6	8	10	12	Total	
0	96.1	94.9	97.1	98.8	96.5	
1-2	2.9	3.3	1.7	0.5	2.3	
3-5	0.5	0.8	0.7	0.2	0.6	
6-9	0.3	0.7	0.4	0.1	0.4	
10-19	0.1	0.1	0.0	0.3	0.1	
20-39	0.1	0.1	0.0	0.1	0.1	
40+	0.1	0.1	0.0	0.1	0.1	
N of Valid	2341	2277	2135	1466	8219	
N of Miss	411	252	246	128	1037	

Table 149: On how many occasions have you used phenoxydine (pox, px, breeze) in your lifetime?


Response	6	8	10	12	Total	
0	100.0	100.0	100.0	100.0	100.0	
1-2	0.0	0.0	0.0	0.0	0.0	
3-5	0.0	0.0	0.0	0.0	0.0	
6-9	0.0	0.0	0.0	0.0	0.0	
10-19	0.0	0.0	0.0	0.0	0.0	
20-39	0.0	0.0	0.0	0.0	0.0	
40+	0.0	0.0	0.0	0.0	0.0	
N of Valid	2330	2269	2130	1463	8192	
N of Miss	421	260	250	130	1061	

Table 150: On how many occasions have you used phenoxydine (pox, px, breeze) during the past 30 days?


Response	6	8	10	12	Total	
0	100.0	100.0	100.0	100.0	100.0	
1-2	0.0	0.0	0.0	0.0	0.0	
3-5	0.0	0.0	0.0	0.0	0.0	
6-9	0.0	0.0	0.0	0.0	0.0	
10-19	0.0	0.0	0.0	0.0	0.0	
20-39	0.0	0.0	0.0	0.0	0.0	
40+	0.0	0.0	0.0	0.0	0.0	
N of Valid	2328	2260	2129	1462	8179	
N of Miss	424	267	252	131	1074	

Table 151: On how many occasions have you used sedatives (tranquilizers, such as Valium or Xanax, barbiturates, or sleeping pills) without a doctor telling you to take them, in your lifetime?








Response	6	8	10	12	Total	
0	95.9	91.5	88.7	83.6	90.6	
1-2	2.2	3.4	4.3	5.0	3.6	
3-5	0.6	2.4	2.7	3.6	2.2	
6-9	0.5	1.0	1.1	2.0	1.1	
10-19	0.3	0.7	1.0	2.5	1.0	
20-39	0.1	0.3	1.0	1.4	0.6	
40+	0.4	0.7	1.2	1.9	1.0	
N of Valid	2332	2270	2130	1466	8198	
N of Miss	418	259	251	128	1056	

Table 152: On how many occasions have you used sedatives (tranquilizers, such as Valium or Xanax, barbiturates, or sleeping pills) without a doctor telling you to take them, during the past 30 days?


Response	6	8	10	12	Total	
0	97.7	95.5	95.2	92.8	95.6	
1-2	1.5	3.0	2.6	4.1	2.7	
3-5	0.4	0.8	0.9	1.4	0.8	
6-9	0.2	0.4	0.6	1.0	0.5	
10-19	0.0	0.2	0.3	0.4	0.2	
20-39	0.0	0.1	0.1	0.2	0.1	
40+	0.2	0.1	0.3	0.0	0.2	
N of Valid	2329	2265	2134	1464	8192	
N of Miss	423	262	247	130	1062	

Table 153: On how many occasions have you used methamphetamines (meth, speed, crank, crystal meth) in your lifetime?


Response	6	8	10	12	Total	
0	99.8	99.6	98.4	98.4	99.1	
1-2	0.0	0.3	0.8	0.5	0.4	
3-5	0.0	0.0	0.4	0.3	0.2	
6-9	0.0	0.1	0.2	0.1	0.1	
10-19	0.0	0.0	0.1	0.2	0.1	
20-39	0.0	0.0	0.1	0.2	0.1	
40+	0.0	0.0	0.1	0.3	0.1	
N of Valid	2325	2262	2132	1465	8184	
N of Miss	427	267	249	129	1072	

Table 154: On how many occasions have you used methamphetamines (meth, speed, crank, crystal meth) in the past 30 days?




Response	6	8	10	12	Total	
0	99.9	99.8	99.4	99.3	99.6	
1-2	0.1	0.2	0.3	0.3	0.2	
3-5	0.0	0.0	0.0	0.1	0.0	
6-9	0.0	0.0	0.0	0.0	0.0	
10-19	0.0	0.0	0.1	0.0	0.0	
20-39	0.0	0.0	0.0	0.1	0.0	
40+	0.0	0.0	0.1	0.1	0.1	
N of Valid	2326	2259	2130	1465	8180	
N of Miss	426	269	250	129	1074	

Table 155: On how many occasions have you used stimulants, other than Methamphetamines (such as amphetamines, Ritalin or Dexedrine) without a doctor telling you to take them, in your lifetime?








Response	6	8	10	12	Total	
0	99.8	99.1	97.6	94.3	98.1	
1-2	0.2	0.5	0.8	2.1	0.8	
3-5	0.0	0.2	0.7	1.0	0.4	
6-9	0.0	0.0	0.1	0.6	0.1	
10-19	0.0	0.0	0.3	0.5	0.2	
20-39	0.0	0.0	0.1	0.5	0.1	
40+	0.0	0.1	0.3	1.0	0.3	
N of Valid	2318	2263	2128	1462	8171	
N of Miss	434	266	253	132	1085	

Table 156: On how many occasions have you used stimulants, other than Methamphetamines (such as amphetamines, Ritalin or Dexedrine) without a doctor telling you to take them, during the past 30 days?





Response	6	8	10	12	Total	
0	99.9	99.4	99.2	98.2	99.3	
1-2	0.1	0.4	0.5	1.2	0.5	
3-5	0.0	0.0	0.1	0.3	0.1	
6-9	0.0	0.1	0.1	0.1	0.1	
10-19	0.0	0.1	0.0	0.0	0.0	
20-39	0.0	0.0	0.0	0.1	0.0	
40+	0.0	0.0	0.0	0.0	0.0	
N of Valid	2309	2259	2130	1461	8159	
N of Miss	442	270	251	133	1096	

Table 157: On how many occasions have you used heroin or other opiates in your lifetime?






Response	6	8	10	12	Total	
0	99.8	99.7	99.3	98.1	99.4	
1-2	0.1	0.2	0.2	0.8	0.3	
3-5	0.0	0.0	0.1	0.2	0.1	
6-9	0.0	0.0	0.1	0.1	0.0	
10-19	0.0	0.0	0.0	0.3	0.1	
20-39	0.0	0.0	0.0	0.3	0.0	
40+	0.0	0.0	0.1	0.3	0.1	
N of Valid	2316	2258	2128	1461	8163	
N of Miss	436	271	253	132	1092	

Table 158: On how many occasions have you used heroin or other opiates during the past 30 days?


Response	6	8	10	12	Total	
0	100.0	99.9	99.8	99.2	99.8	
1-2	0.0	0.0	0.1	0.5	0.1	
3-5	0.0	0.1	0.0	0.1	0.0	
6-9	0.0	0.0	0.0	0.1	0.0	
10-19	0.0	0.0	0.0	0.1	0.0	
20-39	0.0	0.0	0.0	0.0	0.0	
40+	0.0	0.0	0.0	0.1	0.0	
N of Valid	2316	2260	2128	1461	8165	
N of Miss	436	269	252	133	1090	

Table 159: On how many occasions have you used MDMA ('X', 'E', or ecstasy) in your lifetime?


Response	6	8	10	12	Total	
0	100.0	99.4	97.5	95.5	98.4	
1-2	0.0	0.3	1.2	1.9	0.7	
3-5	0.0	0.0	0.7	1.2	0.4	
6-9	0.0	0.1	0.2	0.4	0.2	
10-19	0.0	0.0	0.2	0.8	0.2	
20-39	0.0	0.0	0.1	0.1	0.0	
40+	0.0	0.0	0.2	0.1	0.1	
N of Valid	2301	2255	2127	1459	8142	
N of Miss	451	274	254	135	1114	

Table 160: On how many occasions have you used MDMA ('X', 'E', or ecstasy) during the past 30 days?


Response	6	8	10	12	Total	
0	99.9	99.6	99.3	98.8	99.5	
1-2	0.1	0.2	0.4	0.7	0.3	
3-5	0.0	0.0	0.1	0.1	0.1	
6-9	0.0	0.1	0.0	0.3	0.1	
10-19	0.0	0.0	0.0	0.1	0.0	
20-39	0.0	0.0	0.0	0.0	0.0	
40+	0.0	0.1	0.0	0.0	0.0	
N of Valid	2295	2248	2123	1455	8121	
N of Miss	457	281	258	138	1134	

Table 161: On how many occasions have you taken prescription drugs (such as Valium, Xanax, Ritalin, Adderall, OxyContin, Darvocet, or sleeping pills) on your own-that is, without a doctor telling you to take them in your lifetime?








Response	6	8	10	12	Total	
0	96.6	91.4	88.1	81.2	90.2	
1-2	1.6	3.9	4.8	6.0	3.9	
3-5	0.7	1.6	2.3	4.2	2.0	
6-9	0.4	1.1	1.4	1.8	1.1	
10-19	0.2	0.5	1.4	2.2	1.0	
20-39	0.0	0.4	0.7	1.3	0.5	
40+	0.4	1.0	1.4	3.3	1.4	
N of Valid	2308	2249	2120	1456	8133	
N of Miss	442	276	258	137	1113	

Table 162: On how many occasions have you taken prescription drugs (such as Valium, Xanax, Ritalin, Adderall, OxyContin, Darvocet, or sleeping pills) on your own-that is, without a doctor telling you to take them during the past 30 days?








Response	6	8	10	12	Total	
0	98.1	95.6	94.9	92.7	95.6	
1-2	1.1	2.4	2.3	3.9	2.3	
3-5	0.2	1.0	1.6	1.5	1.0	
6-9	0.1	0.4	0.5	0.7	0.4	
10-19	0.0	0.1	0.3	0.5	0.2	
20-39	0.1	0.1	0.2	0.4	0.2	
40+	0.3	0.4	0.2	0.3	0.3	
N of Valid	2302	2250	2122	1458	8132	
N of Miss	449	279	259	135	1122	

Table 163: On how many occasions have you taken non-prescription medicines such as diet pills (for example, Dietac, Dexatrim or Prolamine), stay-awake pills (for example No-Doz, Vivarin, or Wake), or cough or cold medicines (robos, DXM, etc.) to get high in your lifetime?








Response	6	8	10	12	Total	
0	97.7	95.6	93.9	92.8	95.2	
1-2	1.2	2.2	2.2	2.3	1.9	
3-5	0.2	0.8	1.2	1.3	0.8	
6-9	0.2	0.7	0.8	1.2	0.7	
10-19	0.3	0.2	0.7	0.8	0.4	
20-39	0.1	0.1	0.5	0.5	0.3	
40+	0.3	0.5	0.8	1.2	0.6	
N of Valid	2302	2249	2122	1459	8132	
N of Miss	446	279	258	135	1118	

Table 164: On how many occasions have you taken non-prescription medicines such as diet pills (for example, Dietac, Dexatrim or Prolamine), stay-awake pills (for example No-Doz, Vivarin, or Wake), or cough or cold medicines (robos, DXM, etc.) to get high during the past 30 days?








Response	6	8	10	12	Total	
0	98.6	97.6	97.5	97.4	97.8	
1-2	0.7	1.6	1.0	1.4	1.2	
3-5	0.1	0.4	0.8	0.4	0.4	
6-9	0.3	0.2	0.3	0.3	0.3	
10-19	0.1	0.0	0.2	0.2	0.1	
20-39	0.1	0.0	0.2	0.1	0.1	
40+	0.1	0.0	0.0	0.1	0.1	
N of Valid	2302	2248	2123	1461	8134	
N of Miss	449	282	258	134	1123	

Table 165: On how many occasions have you been drunk or very high from drinking alcoholic beverages during the past 30 days?








Response	6	8	10	12	Total	
0	98.9	93.4	86.9	77.6	90.4	
1-2	0.8	3.3	6.8	10.4	4.8	
3-5	0.2	1.3	3.1	5.3	2.2	
6-9	0.0	0.8	1.2	2.8	1.0	
10-19	0.0	0.7	1.0	2.3	0.9	
20-39	0.0	0.1	0.4	0.6	0.2	
40+	0.1	0.4	0.5	1.0	0.4	
N of Valid	2304	2245	2119	1452	8120	
N of Miss	446	282	261	139	1128	

Table 166: On how many occasions have you drunk flavored alcoholic beverages, sometimes called 'alcopops' (like Mike's Hard Lemonade, Smirnoff Ice, Bacardi Breezers, etc.) in your lifetime?








Response	6	8	10	12	Total	
0	95.1	79.7	64.9	50.8	75.0	
1-2	3.4	9.3	12.8	13.1	9.2	
3-5	1.0	5.1	8.3	10.1	5.6	
6-9	0.1	2.6	5.3	8.6	3.7	
10-19	0.3	1.4	3.7	7.5	2.8	
20-39	0.1	0.7	2.0	4.7	1.6	
40+	0.1	1.2	3.0	5.2	2.1	
N of Valid	2307	2247	2118	1456	8128	
N of Miss	443	278	256	132	1109	

Table 167: On how many occasions have you drunk flavored alcoholic beverages, sometimes called 'alcopops' (like Mike's Hard Lemonade, Smirnoff Ice, Bacardi Breezers, etc.) during the past 30 days?


Response	6	8	10	12	Total	
0	97.8	91.8	86.7	79.5	90.0	
1-2	1.4	5.1	7.7	11.9	5.9	
3-5	0.4	1.5	2.8	4.8	2.1	
6-9	0.3	0.8	1.0	2.1	0.9	
10-19	0.0	0.5	1.0	1.0	0.6	
20-39	0.0	0.0	0.2	0.4	0.1	
40+	0.1	0.4	0.5	0.3	0.3	
N of Valid	2302	2249	2124	1460	8135	
N of Miss	450	279	256	133	1118	

Table 168: Think back over the last two weeks. How many times have you had five or more alcoholic drinks in a row?


Response	6	8	10	12	Total	
None	97.7	92.4	88.8	80.9	90.8	
Once	0.9	3.3	4.4	7.3	3.6	
Twice	0.8	2.1	2.8	5.8	2.6	
3-5 times	0.1	1.4	2.7	4.7	2.0	
6-9 times	0.1	0.3	0.8	0.6	0.4	
10 or more times	0.4	0.6	0.6	0.8	0.6	
N of Valid	2243	2214	2100	1452	8009	
N of Miss	508	315	282	143	1248	

Table 169: During the past 30 days, how many times did you ride in a car or other vehicle driven by someone who had been drinking alcohol?


Response	6	8	10	12	Total	
0 times	85.2	80.1	80.5	79.4	81.5	
1 time	7.5	7.7	8.3	8.6	8.0	
2 or 3 times	3.8	6.7	6.9	7.9	6.2	
4 or 5 times	1.0	2.3	1.8	2.1	1.8	
6 or more times	2.4	3.3	2.5	2.0	2.6	
N of Valid	2214	2209	2097	1448	7968	
N of Miss	534	321	285	147	1287	

Table 170: During the past 30 days, how many times did you drive a car or other vehicle when you had been drinking alcohol?







Response	6	8	10	12	Total	
I did not drive a car in the past 30 days	48.2	54.5	44.7	29.2	45.5	
0 times	49.6	41.5	52.1	62.8	50.4	
1 time	0.9	1.5	1.4	4.0	1.8	
2 or 3 times	0.6	1.3	1.0	2.4	1.2	
4 or 5 times	0.3	0.5	0.2	1.0	0.5	
6 or more times	0.4	0.7	0.7	0.6	0.6	
N of Valid	2135	2153	2061	1436	7785	
N of Miss	549	331	291	150	1321	

Table 171: If you drank alcohol (not just a sip or taste) in the past year, how did you usually get it?













Response	6	8	10	12	Total	
I did not drink alcohol in the past year	91.0	77.3	59.0	42.8	70.0	
I bought it myself with a fake ID	0.1	0.3	0.4	1.1	0.4	
I bought it myself without a fake ID	0.0	0.3	0.5	2.5	0.7	
I got it from someone I know age 21 or older	1.3	4.4	9.6	19.2	7.6	
I got it from someone I know under age 21	0.4	2.3	6.0	10.2	4.2	
I got it from my brother or sister	0.4	1.0	2.1	2.1	1.3	
I got it from home with my parents' permission	1.6	3.6	5.9	6.9	4.2	
I got it from home without my parents' permission	0.8	3.1	4.3	2.0	2.6	
I got it from another relative	0.6	2.5	3.6	3.3	2.4	
A stranger bought it for me	0.1	0.1	1.0	0.9	0.5	
I took it from a store or shop	0.1	0.2	0.0	0.2	0.1	
Other	3.7	4.8	7.5	8.8	6.0	
N of Valid	2146	2161	2047	1408	7762	
N of Miss	599	356	303	158	1416	

Table 172: If you drank alcohol (not just a sip or taste) in the past year, where did you usually drink it?











Response	6	8	10	12	Total	
I did not drink alcohol in the past year	93.3	78.8	60.5	44.0	71.7	
at my home	3.2	9.0	14.8	13.3	9.7	
at someone else's home	1.7	8.4	17.3	32.8	13.4	
at an open area like a park, beach, field, back road, woods, or a street corner	0.5	1.9	2.7	2.7	1.9	
at a sporting event or concert	0.2	0.3	0.4	0.6	0.4	
at a restaurant, bar, or a nightclub	0.2	0.5	0.9	2.1	0.8	
at an empty building or a construction site	0.1	0.0	0.1	0.1	0.1	
at a hotel/motel	0.2	0.3	1.2	2.2	0.9	
in a car	0.2	0.4	0.9	1.2	0.6	
at school	0.3	0.4	1.0	1.1	0.6	
N of Valid	2123	2133	2019	1396	7671	
N of Miss	623	373	317	163	1476	

Table 173: During the last month, about how many marijuana cigarettes, or the equivalent, did you smoke a day, on the average?








Response	6	8	10	12	Total	
None	98.3	90.3	84.2	77.5	88.5	
Less than 1 a day	1.0	4.2	6.4	9.9	5.0	
1 a day	0.3	1.4	2.4	3.0	1.7	
2-3 a day	0.2	2.1	3.3	5.0	2.4	
4-6 a day	0.0	1.1	1.8	2.8	1.3	
7-10 a day	0.0	0.6	0.7	1.0	0.5	
11 or more a day	0.2	0.5	1.1	0.8	0.6	
N of Valid	2175	2177	2087	1438	7877	
N of Miss	576	351	295	157	1379	

Table 174: How wrong would most adults (over 21) in your neighborhood think it is for kids your age: to use marijuana?

Response	6	8	10	12	Total	
Very wrong	90.0	74.3	61.9	56.9	72.1	
Wrong	5.4	12.6	19.4	20.5	13.9	
A little bit wrong	2.4	7.2	11.1	13.6	8.1	
Not wrong at all	2.2	5.9	7.6	9.0	5.9	
N of Valid	2143	2167	2059	1431	7800	
N of Miss	608	360	323	164	1455	

Table 175: How wrong would most adults (over 21) in your neighborhood think it is for kids your age: to drink alcohol?

Response	6	8	10	12	Total	
Very wrong	82.4	66.1	54.5	47.0	64.0	
Wrong	9.9	16.6	24.1	24.1	18.1	
A little bit wrong	4.5	10.9	13.9	19.4	11.5	
Not wrong at all	3.2	6.4	7.5	9.5	6.4	
N of Valid	2132	2156	2053	1426	7767	
N of Miss	619	368	327	168	1482	

Table 176: How wrong would most adults (over 21) in your neighborhood think it is for kids your age: to smoke cigarettes?

Response	6	8	10	12	Total	
Very wrong	82.8	70.7	61.2	48.9	67.5	
Wrong	9.7	14.0	19.6	22.8	15.9	
A little bit wrong	4.3	9.1	11.1	17.0	9.7	
Not wrong at all	3.3	6.2	8.0	11.4	6.9	
N of Valid	2128	2161	2050	1426	7765	
N of Miss	624	368	331	168	1491	

Table 177: How much do each of the following statements describe your neighborhood? crime and/or drug selling

Response	6	8	10	12	Total	
NO!	74.2	63.5	58.0	55.8	63.6	
no	13.4	18.0	21.6	20.1	18.1	
yes	7.2	11.5	13.1	16.1	11.6	
YES!	5.1	7.0	7.2	8.1	6.7	
N of Valid	2127	2174	2071	1426	7798	
N of Miss	623	354	311	169	1457	

Table 178: How much do each of the following statements describe your neighborhood? fights

Response	6	8	10	12	Total	
NO!	60.1	54.6	55.2	58.4	57.0	
no	16.0	17.7	22.3	20.8	19.0	
yes	14.5	16.3	14.6	13.6	14.9	
YES!	9.4	11.3	7.9	7.3	9.1	
N of Valid	2116	2166	2070	1424	7776	
N of Miss	630	362	311	170	1473	

Table 179: How much do each of the following statements describe your neighborhood? lots of empty or abandoned buildings

Response	6	8	10	12	Total	
NO!	74.6	65.6	64.4	66.0	67.8	
no	17.1	22.4	25.6	23.0	21.9	
yes	5.1	7.4	6.3	6.5	6.3	
YES!	3.2	4.6	3.7	4.6	4.0	
N of Valid	2111	2162	2060	1422	7755	
N of Miss	639	367	321	173	1500	

Table 180: How much do each of the following statements describe your neighborhood? lots of graffiti

Response	6	8	10	12	Total	
NO!	76.4	69.9	69.8	71.1	71.9	
no	16.0	20.6	24.0	22.9	20.7	
yes	4.2	5.3	4.1	4.3	4.5	
YES!	3.3	4.2	2.1	1.6	2.9	
N of Valid	2090	2160	2060	1421	7731	
N of Miss	662	369	322	173	1526	

Table 181: If I had to move, I would miss the neighborhood I now live in.

Response	6	8	10	12	Total	
NO!	21.5	19.7	18.3	20.5	20.0	
no	11.9	15.7	21.5	21.4	17.3	
yes	24.7	29.5	33.2	32.3	29.7	
YES!	41.8	35.1	26.9	25.9	33.1	
N of Valid	2109	2163	2062	1423	7757	
N of Miss	638	364	318	172	1492	

Table 182: My neighbors notice when I am doing a good job and let me know about it.

Response	6	8	10	12	Total	
NO!	37.0	40.5	41.5	44.5	40.6	
no	28.4	30.8	35.5	33.2	31.9	
yes	20.9	19.1	16.1	16.2	18.3	
YES!	13.7	9.5	6.9	6.1	9.3	
N of Valid	2090	2156	2053	1421	7720	
N of Miss	660	373	328	174	1535	

Table 183: I like my neighborhood.

Response	6	8	10	12	Total	
NO!	13.6	14.4	13.9	13.5	13.9	
no	10.0	10.4	14.1	13.3	11.8	
yes	32.1	40.3	45.1	47.6	40.7	
YES!	44.3	34.9	26.8	25.6	33.6	
N of Valid	2085	2149	2051	1418	7703	
N of Miss	658	379	323	175	1535	

Table 184: There are lots of adults in my neighborhood I could talk to about something important.

Response	6	8	10	12	Total	
NO!	29.7	33.3	31.0	36.5	32.3	
no	21.2	26.5	33.1	31.7	27.8	
yes	24.8	24.0	24.4	21.8	23.9	
YES!	24.3	16.1	11.5	9.9	16.0	
N of Valid	2088	2144	2047	1419	7698	
N of Miss	656	386	334	176	1552	

Table 185: I'd like to get out of my neighborhood.

Response	6	8	10	12	Total	
NO!	50.8	40.9	30.0	25.1	37.8	
no	26.2	30.6	36.7	37.0	32.2	
yes	12.1	15.3	19.9	23.2	17.1	
YES!	10.9	13.1	13.5	14.6	12.9	
N of Valid	2085	2138	2044	1420	7687	
N of Miss	661	385	334	175	1555	

Table 186: There are people in my neighborhood who are proud of me when I do something well.





Response	6	8	10	12	Total	
NO!	27.1	29.2	29.0	31.5	29.0	
no	21.7	27.2	29.9	29.0	26.8	
yes	29.7	28.1	29.8	29.9	29.3	
YES!	21.5	15.5	11.3	9.5	14.9	
N of Valid	2063	2135	2045	1420	7663	
N of Miss	687	395	336	175	1593	

Table 187: There are people in my neighborhood who encourage me to do my best.





Response	6	8	10	12	Total	
NO!	24.7	28.0	28.2	30.0	27.5	
no	19.0	23.5	27.1	27.7	24.0	
yes	29.9	29.6	30.3	30.0	29.9	
YES!	26.4	19.0	14.4	12.3	18.5	
N of Valid	2057	2131	2052	1420	7660	
N of Miss	691	396	329	175	1591	

Table 188: I feel safe in my neighborhood.





Response	6	8	10	12	Total	
NO!	15.2	14.4	9.9	9.7	12.5	
no	10.2	12.7	13.2	12.5	12.1	
yes	31.5	35.4	42.4	44.4	37.9	
YES!	43.2	37.5	34.5	33.5	37.5	
N of Valid	2057	2130	2044	1411	7642	
N of Miss	691	394	331	179	1595	

Table 189: Which of the following activities for people your age are available in your community? sports teams?



Response	6	8	10	12	Total	
No	24.3	26.8	27.7	28.8	26.7	
Yes	75.7	73.2	72.3	71.2	73.3	
N of Valid	2046	2125	2032	1412	7615	
N of Miss	703	404	349	182	1638	

Table 190: Which of the following activities for people your age are available in your community? scouting?



Response	6	8	10	12	Total	
No	49.5	59.6	55.7	53.9	54.8	
Yes	50.5	40.4	44.3	46.1	45.2	
N of Valid	1995	2096	2006	1404	7501	
N of Miss	757	433	375	189	1754	

Table 191: Which of the following activities for people your age are available in your community? boys and girls clubs?



Response	6	8	10	12	Total	
No	34.8	39.1	38.3	36.3	37.2	
Yes	65.2	60.9	61.7	63.7	62.8	
N of Valid	2016	2094	2019	1404	7533	
N of Miss	733	436	363	190	1722	

Table 192: Which of the following activities for people your age are available in your community? 4-H clubs?



Response	6	8	10	12	Total	
No	77.7	77.7	72.9	71.9	75.3	
Yes	22.3	22.3	27.1	28.1	24.7	
N of Valid	1853	2043	1975	1389	7260	
N of Miss	896	485	406	205	1992	

Table 193: Which of the following activities for people your age are available in your community? service clubs?



Response	6	8	10	12	Total	
No	56.8	60.9	53.0	50.5	55.7	
Yes	43.2	39.1	47.0	49.5	44.3	
N of Valid	1922	2064	1988	1389	7363	
N of Miss	825	465	394	206	1890	

Table 194: If a kid smoked marijuana in your neighborhood would he or she be caught by the police?





Response	6	8	10	12	Total	
NO!	15.5	22.2	21.4	23.5	20.4	
no	17.1	32.4	46.2	47.5	34.8	
yes	28.3	23.5	20.0	20.2	23.2	
YES!	39.2	21.9	12.4	8.7	21.5	
N of Valid	2028	2106	2020	1418	7572	
N of Miss	715	421	359	176	1671	

Table 195: If a kid drank some beer, wine or hard liquor (for example, vodka, whiskey, or gin) in your neighborhood would he or she be caught by the police?





Response	6	8	10	12	Total	
NO!	17.8	25.0	24.1	25.3	22.9	
no	22.9	37.6	48.9	51.7	39.3	
yes	26.9	20.3	17.9	15.8	20.6	
YES!	32.3	17.1	9.1	7.2	17.2	
N of Valid	2016	2100	2021	1415	7552	
N of Miss	730	429	361	179	1699	

Table 196: If a kid carried a handgun in your neighborhood would he or she be caught by the police?





Response	6	8	10	12	Total	
NO!	14.3	19.7	17.6	18.7	17.5	
no	13.8	23.9	33.2	38.1	26.3	
yes	26.2	26.3	28.5	25.6	26.7	
YES!	45.7	30.2	20.7	17.6	29.4	
N of Valid	2022	2095	2013	1413	7543	
N of Miss	728	431	366	180	1705	

Table 197: If you wanted to get some cigarettes, how easy would it be for you to get some?





Response	6	8	10	12	Total	
Very hard	80.0	54.9	35.5	18.9	49.5	
Sort of hard	6.9	12.4	14.7	9.5	11.1	
Sort of easy	6.8	16.7	21.6	18.9	15.8	
Very easy	6.3	16.0	28.2	52.7	23.6	
N of Valid	1976	2081	2021	1403	7481	
N of Miss	774	445	358	191	1768	

Table 198: If you wanted to get some beer, wine or hard liquor (for example, vodka, whiskey, or gin), how easy would it be for you to get some?





Response	6	8	10	12	Total	
Very hard	76.9	49.1	27.8	17.5	44.7	
Sort of hard	9.9	15.8	15.9	12.1	13.6	
Sort of easy	6.0	16.6	26.5	29.8	19.0	
Very easy	7.2	18.4	29.7	40.6	22.7	
N of Valid	1953	2076	2019	1403	7451	
N of Miss	795	451	362	192	1800	

Table 199: If you wanted to get a drug like cocaine, LSD, or amphetamines, how easy would it be for you to get some?


Response	6	8	10	12	Total	
Very hard	93.0	82.2	65.1	55.4	75.3	
Sort of hard	3.7	7.7	16.1	18.6	11.0	
Sort of easy	1.5	5.0	9.9	11.2	6.6	
Very easy	1.7	5.1	8.9	14.8	7.1	
N of Valid	1944	2071	2019	1396	7430	
N of Miss	807	458	362	199	1826	

Table 200: If you wanted to get a handgun, how easy would it be for you to get one?


Response	6	8	10	12	Total	
Very hard	82.4	69.9	56.7	49.4	65.8	
Sort of hard	8.2	10.8	17.4	18.1	13.3	
Sort of easy	4.2	8.9	11.2	13.4	9.1	
Very easy	5.2	10.3	14.6	19.1	11.8	
N of Valid	1947	2073	2021	1400	7441	
N of Miss	803	456	361	195	1815	

Table 201: If you wanted to get some marijuana, how easy would it be for you to get some?


Response	6	8	10	12	Total	
Very hard	89.3	63.2	35.8	20.2	54.5	
Sort of hard	3.3	8.2	9.3	7.9	7.1	
Sort of easy	3.2	10.1	15.6	17.6	11.2	
Very easy	4.2	18.6	39.4	54.4	27.2	
N of Valid	1944	2071	2016	1399	7430	
N of Miss	807	458	365	196	1826	

Table 202: During the past 12 months, have you participated in any alcohol prevention programs or seen any alcohol prevention messages in your school or community? Yes, a school-based program focused on preventing underage drinking and/or drinking and driving.



Response	6	8	10	12	Total	
No	74.0	79.4	85.5	89.5	81.1	
Yes	26.0	20.6	14.5	10.5	18.9	
N of Valid	2752	2530	2382	1595	9259	
N of Miss	0	0	0	0	0	

Table 203: During the past 12 months, have you participated in any alcohol prevention programs or seen any alcohol prevention messages in your school or community? Yes, a community-based program focused on preventing underage drinking and/or drinking and driving (for example, through your church or temple or through youth groups like Boys and Girls Club or 4-H).



Response	6	8	10	12	Total	
No	90.6	92.1	93.3	94.5	92.4	
Yes	9.4	7.9	6.7	5.5	7.6	
N of Valid	2752	2530	2382	1595	9259	
N of Miss	0	0	0	0	0	

Table 204: During the past 12 months, have you participated in any alcohol prevention programs or seen any alcohol prevention messages in your school or community? Yes, a media campaign addressing underage drinking and/or drinking and driving (for example, newspaper ads, posters, pamphlets, radio, TV).



Response	6	8	10	12	Total	
No	89.6	90.8	90.2	88.3	89.8	
Yes	10.4	9.2	9.8	11.7	10.2	
N of Valid	2752	2530	2382	1595	9259	
N of Miss	0	0	0	0	0	

Table 205: During the past 12 months, have you participated in any alcohol prevention programs or seen any alcohol prevention messages in your school or community? No



Response	6	8	10	12	Total	
No	59.5	45.7	38.9	33.4	45.9	
Yes	40.5	54.3	61.1	66.6	54.1	
N of Valid	2752	2530	2382	1595	9259	
N of Miss	0	0	0	0	0	

Table 206: How wrong do your parents feel it would be for YOU to: drink beer, wine or hard liquor (for example, vodka, whiskey or gin) regularly?





Response	6	8	10	12	Total	
Very wrong	90.9	80.0	71.2	59.2	76.6	
Wrong	5.5	11.6	16.3	21.3	13.1	
A little bit wrong	2.3	6.3	10.0	15.0	7.9	
Not wrong at all	1.3	2.1	2.5	4.5	2.5	
N of Valid	1961	2071	2002	1391	7425	
N of Miss	785	457	378	204	1824	

Table 207: How wrong do your parents feel it would be for YOU to: smoke cigarettes?





Response	6	8	10	12	Total	
Very wrong	92.4	86.6	83.1	73.5	84.7	
Wrong	4.8	8.5	11.8	15.3	9.7	
A little bit wrong	1.8	2.8	3.9	7.4	3.7	
Not wrong at all	1.0	2.0	1.4	3.8	1.9	
N of Valid	1961	2066	2000	1390	7417	
N of Miss	791	463	382	204	1840	

Table 208: How wrong do your parents feel it would be for YOU to: smoke marijuana?





Response	6	8	10	12	Total	
Very wrong	96.4	88.5	82.2	73.8	86.1	
Wrong	2.2	5.9	9.6	13.6	7.4	
A little bit wrong	0.7	3.2	5.7	7.7	4.1	
Not wrong at all	0.8	2.4	2.5	4.8	2.5	
N of Valid	1946	2049	1991	1387	7373	
N of Miss	804	478	391	208	1881	

Table 209: How wrong do your parents feel it would be for YOU to: steal something worth more than \$5?





Response	6	8	10	12	Total	
Very wrong	87.8	81.9	81.2	82.2	83.3	
Wrong	9.0	12.5	14.7	13.7	12.4	
A little bit wrong	1.9	3.4	3.1	2.8	2.8	
Not wrong at all	1.3	2.2	1.1	1.3	1.5	
N of Valid	1950	2049	1995	1390	7384	
N of Miss	801	480	386	205	1872	

Table 210: How wrong do your parents feel it would be for YOU to: draw graffiti, write things, or draw pictures on buildings or other property (without the owner's permission)?





Response	6	8	10	12	Total	
Very wrong	89.7	81.8	79.4	78.6	82.6	
Wrong	6.5	10.9	13.1	14.4	11.0	
A little bit wrong	1.9	4.4	5.3	5.0	4.1	
Not wrong at all	2.0	2.8	2.2	2.0	2.3	
N of Valid	1944	2052	1996	1388	7380	
N of Miss	804	478	385	207	1874	

Table 211: How wrong do your parents feel it would be for YOU to: pick a fight with someone?





Response	6	8	10	12	Total	
Very wrong	75.9	63.6	59.6	60.7	65.2	
Wrong	14.7	20.3	23.6	25.7	20.7	
A little bit wrong	7.0	12.0	13.7	11.1	11.0	
Not wrong at all	2.4	4.1	3.0	2.5	3.0	
N of Valid	1953	2053	1993	1382	7381	
N of Miss	799	477	388	212	1876	

Table 212: During the past 12 months, have you talked with at least one of your parents about the dangers of underage drinking and/or drinking and driving? By parents, we mean either your biological parents, adoptive parents, stepparents, or adult guardians - whether or not they live with you.



Response	6	8	10	12	Total	
No	48.8	59.7	57.2	57.3	55.8	
Yes	51.2	40.3	42.8	42.7	44.2	
N of Valid	1813	1973	1948	1363	7097	
N of Miss	939	557	434	232	2162	

Table 213: Have any of your brothers or sisters ever: drunk beer, wine or hard liquor (for example, vodka, whiskey or gin)?




Response	6	8	10	12	Total	
No	80.6	60.8	48.0	35.9	57.8	
Yes	15.3	34.4	46.7	58.9	37.3	
I don't have any brothers or sisters	4.1	4.8	5.3	5.2	4.8	
N of Valid	1921	2028	1988	1378	7315	
N of Miss	827	499	392	216	1934	

Table 214: Have any of your brothers or sisters ever: smoked marijuana?




Response	6	8	10	12	Total	
No	90.8	74.5	62.5	50.8	71.0	
Yes	5.2	20.7	32.2	44.0	24.2	
I don't have any brothers or sisters	3.9	4.8	5.3	5.2	4.8	
N of Valid	1908	2026	1983	1378	7295	
N of Miss	843	503	398	216	1960	

Table 215: Have any of your brothers or sisters ever: smoked cigarettes?




Response	6	8	10	12	Total	
No	84.9	71.7	66.6	56.6	70.9	
Yes	11.1	22.9	27.7	38.1	24.0	
I don't have any brothers or sisters	4.0	5.4	5.7	5.3	5.1	
N of Valid	1905	2016	1980	1375	7276	
N of Miss	847	513	402	220	1982	

Table 216: Have any of your brothers or sisters ever: taken a handgun to school?




Response	6	8	10	12	Total	
No	95.1	91.6	91.8	91.2	92.5	
Yes	0.9	3.4	2.8	3.5	2.6	
I don't have any brothers or sisters	3.9	5.0	5.4	5.3	4.9	
N of Valid	1900	2015	1978	1376	7269	
N of Miss	852	513	404	219	1988	

Table 217: Have any of your brothers or sisters ever: been suspended or expelled from school?




Response	6	8	10	12	Total	
No	68.1	57.6	57.4	55.6	59.9	
Yes	27.8	37.3	37.1	38.9	35.1	
I don't have any brothers or sisters	4.1	5.1	5.5	5.5	5.0	
N of Valid	1899	2015	1980	1375	7269	
N of Miss	850	513	402	220	1985	

Table 218: The rules in my family are clear.





Response	6	8	10	12	Total	
NO!	6.1	6.1	4.6	4.7	5.4	
no	4.5	9.1	9.7	8.7	8.0	
yes	27.0	33.9	41.9	43.7	36.1	
YES!	62.5	50.9	43.8	43.0	50.5	
N of Valid	1910	2024	1981	1383	7298	
N of Miss	840	505	401	212	1958	

Table 219: People in my family often insult or yell at each other.





Response	6	8	10	12	Total	
NO!	37.0	26.6	20.8	20.1	26.5	
no	32.0	36.4	40.5	40.7	37.2	
yes	20.8	24.6	27.2	26.6	24.7	
YES!	10.2	12.5	11.6	12.7	11.7	
N of Valid	1893	2008	1974	1389	7264	
N of Miss	854	518	408	206	1986	

Table 220: When I am not at home, one of my parents knows where I am and who I am with.





Response	6	8	10	12	Total	
NO!	7.1	6.2	4.6	5.6	5.9	
no	4.2	7.5	7.6	8.1	6.8	
yes	26.0	35.1	42.9	46.6	37.0	
YES!	62.7	51.2	44.8	39.8	50.3	
N of Valid	1886	1996	1962	1383	7227	
N of Miss	861	530	420	210	2021	

Table 221: We argue about the same things in my family over and over.





Response	6	8	10	12	Total	
NO!	43.1	28.7	17.3	14.3	26.6	
no	30.0	32.9	37.5	35.9	34.0	
yes	17.4	24.3	29.9	35.1	26.1	
YES!	9.6	14.1	15.2	14.6	13.3	
N of Valid	1873	1989	1969	1377	7208	
N of Miss	875	537	412	216	2040	

Table 222: If you drank some beer or wine or liquor (for example, vodka, whiskey, or gin) without your parents' permission, would you be caught by your parents?





Response	6	8	10	12	Total	
NO!	14.8	15.3	15.1	18.6	15.7	
no	5.5	19.9	34.2	43.7	24.6	
yes	13.7	21.7	23.5	20.4	19.9	
YES!	66.0	43.1	27.2	17.3	39.8	
N of Valid	1868	1984	1964	1371	7187	
N of Miss	880	538	418	224	2060	

Table 223: My family has clear rules about alcohol and drug use.





Response	6	8	10	12	Total	
NO!	9.5	8.7	6.8	8.0	8.2	
no	5.6	10.0	14.2	14.7	10.9	
yes	14.5	23.6	31.8	36.1	25.9	
YES!	70.5	57.7	47.3	41.1	55.0	
N of Valid	1858	1978	1962	1370	7168	
N of Miss	890	549	419	224	2082	

Table 224: If you carried a handgun without your parents' permission, would you be caught by your parents?





Response	6	8	10	12	Total	
NO!	11.5	12.2	10.1	12.4	11.5	
no	3.8	9.2	16.6	20.1	11.9	
yes	12.1	18.6	23.9	23.6	19.3	
YES!	72.6	59.9	49.4	43.9	57.3	
N of Valid	1854	1968	1959	1363	7144	
N of Miss	893	556	420	232	2101	

Table 225: If you skipped school would you be caught by your parents?





Response	6	8	10	12	Total	
NO!	11.9	12.1	10.8	14.8	12.2	
no	6.4	13.8	21.3	29.8	17.0	
yes	15.7	23.7	29.0	27.3	23.8	
YES!	66.0	50.3	38.9	28.1	47.0	
N of Valid	1855	1975	1963	1365	7158	
N of Miss	892	552	419	230	2093	

Table 226: Do you feel very close to your mother?





Response	6	8	10	12	Total	
NO!	7.1	10.4	10.0	9.2	9.2	
no	5.0	9.2	13.6	12.4	9.9	
yes	17.4	24.5	28.1	32.3	25.1	
YES!	70.6	55.9	48.3	46.2	55.8	
N of Valid	1856	1976	1957	1358	7147	
N of Miss	892	551	424	234	2101	

Table 227: Do you share your thoughts and feelings with your mother?





Response	6	8	10	12	Total	
NO!	13.0	17.0	16.2	13.8	15.1	
no	16.6	22.1	24.0	23.0	21.4	
yes	22.8	26.4	29.9	31.0	27.3	
YES!	47.6	34.4	30.0	32.2	36.2	
N of Valid	1848	1960	1946	1357	7111	
N of Miss	898	567	434	233	2132	

Table 228: My parents ask me what I think before most family decisions affecting me are made.

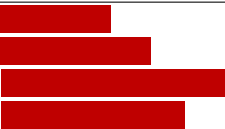
Response	6	8	10	12	Total	
NO!	15.7	16.7	14.5	15.2	15.6	
no	17.7	21.7	25.3	24.5	22.2	
yes	28.3	33.1	38.6	38.5	34.4	
YES!	38.3	28.5	21.6	21.7	27.8	
N of Valid	1823	1961	1951	1366	7101	
N of Miss	923	566	431	229	2149	

Table 229: Do you share your thoughts and feelings with your father?


Response	6	8	10	12	Total	
NO!	25.8	29.6	29.6	30.3	28.7	
no	21.1	25.8	28.2	26.4	25.4	
yes	23.6	22.6	24.5	25.9	24.0	
YES!	29.5	22.0	17.8	17.5	21.9	
N of Valid	1823	1960	1942	1361	7086	
N of Miss	923	568	438	231	2160	

Table 230: Do you enjoy spending time with your mother?


Response	6	8	10	12	Total	
NO!	6.6	8.5	7.7	7.3	7.5	
no	3.7	7.1	10.2	9.2	7.5	
yes	23.3	32.9	39.1	41.0	33.7	
YES!	66.4	51.5	43.0	42.5	51.3	
N of Valid	1831	1961	1945	1354	7091	
N of Miss	918	567	431	237	2153	

Table 231: Do you enjoy spending time with your father?

Response	6	8	10	12	Total	
NO!	12.9	17.3	18.6	21.6	17.3	
no	5.9	10.3	12.6	11.7	10.1	
yes	25.3	29.6	36.1	38.3	31.9	
YES!	55.9	42.9	32.7	28.4	40.7	
N of Valid	1806	1945	1924	1347	7022	
N of Miss	938	578	457	246	2219	

Table 232: If I had a personal problem, I could ask my mom or dad for help.

Response	6	8	10	12	Total	
NO!	8.6	12.6	11.5	10.7	10.9	
no	6.7	11.7	14.7	12.5	11.4	
yes	21.3	29.5	37.2	38.2	31.2	
YES!	63.5	46.1	36.6	38.6	46.6	
N of Valid	1839	1960	1945	1359	7103	
N of Miss	910	570	435	235	2150	

Table 233: Do you feel very close to your father?

Response	6	8	10	12	Total	
NO!	16.0	20.9	23.5	24.5	21.0	
no	10.1	15.8	18.9	20.3	16.0	
yes	21.4	24.2	27.4	28.4	25.2	
YES!	52.5	39.0	30.2	26.9	37.7	
N of Valid	1815	1952	1930	1353	7050	
N of Miss	932	576	452	239	2199	

Table 234: My parents give me lots of chances to do fun things with them.


Response	6	8	10	12	Total	
NO!	7.9	11.1	11.7	12.3	10.7	
no	9.6	14.6	21.3	21.7	16.5	
yes	24.5	32.2	36.0	39.4	32.6	
YES!	58.0	42.1	31.0	26.6	40.2	
N of Valid	1841	1957	1945	1356	7099	
N of Miss	909	569	435	237	2150	

Table 235: My parents ask if I've gotten my homework done.


Response	6	8	10	12	Total	
NO!	3.1	5.9	6.4	11.7	6.4	
no	2.5	7.1	11.8	17.6	9.2	
yes	20.2	33.5	42.4	40.5	33.9	
YES!	74.2	53.5	39.4	30.2	50.5	
N of Valid	1867	1988	1973	1395	7223	
N of Miss	884	542	407	199	2032	

Table 236: People in my family have serious arguments.

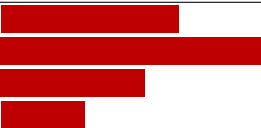
Response	6	8	10	12	Total	
NO!	40.2	26.7	19.5	19.4	26.8	
no	32.8	41.0	44.9	45.1	40.8	
yes	17.3	19.4	24.3	24.9	21.3	
YES!	9.7	12.9	11.4	10.6	11.2	
N of Valid	1833	1974	1962	1395	7164	
N of Miss	910	554	418	199	2081	

Table 237: Would your parents know if you did not come home on time?

Response	6	8	10	12	Total	
NO!	5.2	6.8	4.7	6.3	5.7	
no	7.5	12.6	13.4	13.2	11.6	
yes	23.5	33.3	40.9	43.6	34.9	
YES!	63.8	47.3	41.0	37.0	47.8	
N of Valid	1829	1962	1954	1391	7136	
N of Miss	921	567	426	204	2118	

Table 238: It is important to be honest with your parents, even if they become upset or you get punished.

Response	6	8	10	12	Total	
NO!	4.6	6.2	5.8	6.3	5.7	
no	2.9	9.7	12.4	12.0	9.2	
yes	22.6	33.4	40.1	41.5	34.1	
YES!	69.9	50.7	41.7	40.2	51.1	
N of Valid	1816	1956	1957	1387	7116	
N of Miss	934	571	424	208	2137	

Table 239: My parents notice when I am doing a good job and let me know about it.

Response	6	8	10	12	Total	
Never or Almost Never	7.6	11.2	10.4	10.1	9.9	
Sometimes	17.3	24.9	29.4	29.2	25.0	
Often	25.3	27.7	30.4	29.4	28.2	
All the time	49.8	36.2	29.8	31.3	37.0	
N of Valid	1839	1971	1962	1392	7164	
N of Miss	912	557	418	203	2090	

Table 240: How often do your parents tell you they're proud of you for something you've done?





Response	6	8	10	12	Total	
Never or Almost Never	6.5	11.4	12.7	10.6	10.4	
Sometimes	16.1	21.2	26.6	28.8	22.9	
Often	28.2	30.9	32.4	31.4	30.7	
All the time	49.2	36.5	28.3	29.1	36.1	
N of Valid	1822	1960	1956	1387	7125	
N of Miss	928	568	423	206	2125	

Table 241: How many brothers and sisters, including stepbrothers and stepsisters, do you have that are younger than you?








Response	6	8	10	12	Total	
0	28.7	29.2	30.4	31.5	29.9	
1	26.2	24.6	24.9	24.7	25.1	
2	18.1	18.1	15.7	17.1	17.3	
3	10.2	10.5	9.9	10.4	10.2	
4	5.7	6.0	6.8	6.1	6.1	
5	4.0	3.3	4.6	3.5	3.9	
6 or more	7.1	8.3	7.7	6.7	7.5	
N of Valid	1787	1937	1939	1383	7046	
N of Miss	956	590	437	211	2194	

Table 242: How many brothers and sisters, including stepbrothers and stepsisters, do you have that are older than you?








Response	6	8	10	12	Total	
0	29.9	29.4	30.7	31.3	30.3	
1	22.1	23.7	25.9	24.8	24.1	
2	17.0	17.0	17.0	17.9	17.2	
3	11.3	10.3	8.8	9.1	9.9	
4	6.9	7.1	5.3	6.5	6.5	
5	4.0	5.0	4.9	3.6	4.4	
6 or more	8.8	7.5	7.3	6.8	7.6	
N of Valid	1813	1959	1950	1382	7104	
N of Miss	936	568	430	212	2146	

Table 243: Have you changed homes in the past year (the last 12 months)?



Response	6	8	10	12	Total	
No	67.2	71.9	74.4	76.5	72.3	
Yes	32.8	28.1	25.6	23.5	27.7	
N of Valid	1804	1954	1944	1376	7078	
N of Miss	948	575	437	219	2179	

Table 244: How many times have you changed homes since kindergarten?






Response	6	8	10	12	Total	
Never	33.6	25.7	24.2	22.0	26.6	
1 or 2 times	29.8	30.7	28.4	29.1	29.5	
3 or 4 times	19.7	22.8	23.2	24.6	22.5	
5 or 6 times	8.0	10.3	12.3	12.7	10.7	
7 or more times	8.9	10.4	11.9	11.6	10.7	
N of Valid	1774	1948	1945	1375	7042	
N of Miss	974	578	434	220	2206	

Table 245: Have you changed schools (including changing from elementary to middle and middle to high school) in the past year?



Response	6	8	10	12	Total	
No	27.8	61.4	62.8	71.2	55.2	
Yes	72.2	38.6	37.2	28.8	44.8	
N of Valid	1762	1948	1937	1365	7012	
N of Miss	989	582	441	230	2242	

Table 246: How many times have you changed schools since kindergarten (including changing from elementary to middle and middle to high school)?






Response	6	8	10	12	Total	
Never	23.9	17.2	11.4	10.2	15.9	
1 or 2 times	42.5	37.6	24.0	22.4	32.1	
3 or 4 times	21.4	26.6	37.2	36.3	30.1	
5 or 6 times	7.7	11.4	16.3	19.2	13.4	
7 or more times	4.4	7.2	11.1	11.9	8.5	
N of Valid	1781	1944	1938	1372	7035	
N of Miss	966	586	443	221	2216	

Table 247: Has anyone in your family ever had severe alcohol or drug problems?



Response	6	8	10	12	Total	
No	75.1	65.5	58.2	54.5	63.8	
Yes	24.9	34.5	41.8	45.5	36.2	
N of Valid	1769	1940	1921	1366	6996	
N of Miss	982	589	458	229	2258	

Table 248: About how many adults (over 21) have you known personally who in the past year have: used marijuana, crack, cocaine, or other drugs?






Response	6	8	10	12	Total	
0	78.1	63.1	47.9	40.5	58.2	
1	10.4	13.7	14.5	14.0	13.1	
2	4.7	7.6	11.1	12.2	8.7	
3-4	3.0	6.3	8.7	11.4	7.1	
5+	3.8	9.4	17.7	22.0	12.7	
N of Valid	1741	1929	1911	1361	6942	
N of Miss	1006	601	467	234	2308	

Table 249: About how many adults (over 21) have you known personally who in the past year have: sold or dealt drugs?


Response	6	8	10	12	Total	
0	86.6	72.6	62.8	56.2	70.2	
1	7.1	11.5	12.4	12.9	10.9	
2	3.0	5.8	8.3	11.1	6.8	
3-4	1.3	4.4	5.8	7.8	4.7	
5+	2.1	5.7	10.7	12.1	7.4	
N of Valid	1738	1923	1909	1364	6934	
N of Miss	1014	607	472	231	2324	

Table 250: About how many adults (over 21) have you known personally who in the past year have: done other things that could get them in trouble with the police, like stealing, selling stolen goods, mugging or assaulting others, etc.?


Response	6	8	10	12	Total	
0	79.5	68.3	61.2	56.4	66.8	
1	11.1	13.2	11.8	12.1	12.1	
2	4.0	6.4	9.0	10.0	7.2	
3-4	2.8	4.9	5.9	7.1	5.1	
5+	2.6	7.2	12.1	14.4	8.8	
N of Valid	1738	1925	1910	1361	6934	
N of Miss	1013	605	470	234	2322	

Table 251: About how many adults (over 21) have you known personally who in the past year have: gotten drunk or high?

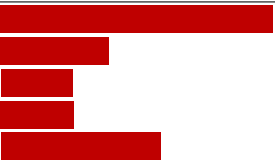
Response	6	8	10	12	Total	
0	63.4	46.1	32.1	24.8	42.4	
1	17.0	16.1	14.5	12.4	15.2	
2	6.0	8.5	10.6	12.4	9.2	
3-4	5.3	9.3	11.2	12.7	9.5	
5+	8.3	20.0	31.6	37.7	23.8	
N of Valid	1730	1921	1911	1359	6921	
N of Miss	1021	609	470	236	2336	

Table 252: Have you seen or heard information about underage drinking in the past 12 months from the following sources? Radio

Response	6	8	10	12	Total	
No	47.0	45.9	45.6	46.8	46.3	
Yes	53.0	54.1	54.4	53.2	53.7	
N of Valid	1714	1896	1890	1348	6848	
N of Miss	1038	632	490	246	2406	

Table 253: Have you seen or heard information about underage drinking in the past 12 months from the following sources? TV.

Response	6	8	10	12	Total	
No	23.0	21.6	19.5	21.8	21.4	
Yes	77.0	78.4	80.5	78.2	78.6	
N of Valid	1705	1887	1897	1350	6839	
N of Miss	1046	642	484	245	2417	

Table 254: Have you seen or heard information about underage drinking in the past 12 months from the following sources? Print. This includes information on underage drinking you may have seen in the newspaper, on a billboard, in pamphlets, on stickers, etc.

Response	6	8	10	12	Total	
No	49.2	47.0	41.9	41.1	45.0	
Yes	50.8	53.0	58.1	58.9	55.0	
N of Valid	1696	1886	1886	1342	6810	
N of Miss	1055	644	495	253	2447	

Table 255: Have you seen or heard information about underage drinking in the past 12 months from the following sources? Website or social media? (Facebook, Myspace, website, etc.)

Response	6	8	10	12	Total	
No	48.7	39.3	38.6	39.9	41.6	
Yes	51.3	60.7	61.4	60.1	58.4	
N of Valid	1699	1879	1888	1344	6810	
N of Miss	1052	649	493	251	2445	

Table 256: The next questions ask about your opinions of the information you saw or heard. If you have seen or heard more than one ad, please think about your favorite ad when answering these questions. The information about underage drinking that I saw or heard was convincing.

Response	6	8	10	12	Total	
NO!	29.4	23.1	16.8	15.8	21.4	
no	7.4	13.8	20.7	22.1	15.8	
yes	17.3	27.7	33.3	33.7	27.9	
YES!	29.1	22.2	18.7	18.8	22.2	
I have not seen or heard any ads about underage drinking in the past 12 months.	16.8	13.1	10.6	9.5	12.6	
N of Valid	1657	1874	1882	1341	6754	
N of Miss	1091	652	499	254	2496	

Table 257: The next questions ask about your opinions of the information you saw or heard. If you have seen or heard more than one ad, please think about your favorite ad when answering these questions. The information about underage drinking that I saw or heard grabbed my attention.

Response	6	8	10	12	Total	
NO!	26.2	20.3	14.3	14.7	19.0	
no	8.8	17.2	24.1	25.3	18.7	
yes	18.3	25.9	30.7	30.4	26.3	
YES!	29.7	22.9	20.3	20.2	23.3	
I have not seen or heard any ads about underage drinking in the past 12 months.	17.1	13.7	10.6	9.4	12.8	
N of Valid	1652	1870	1875	1339	6736	
N of Miss	1099	656	505	256	2516	

Table 258: The next questions ask about your opinions of the information you saw or heard. If you have seen or heard more than one ad, please think about your favorite ad when answering these questions. The information about underage drinking that I saw or heard said something important to me.

Response	6	8	10	12	Total	
NO!	24.2	21.3	15.6	17.1	19.6	
no	9.6	17.0	25.6	27.8	19.7	
yes	17.1	24.3	29.2	27.5	24.5	
YES!	31.9	23.6	18.9	18.0	23.2	
I have not seen or heard any ads about underage drinking in the past 12 months.	17.2	13.9	10.7	9.6	13.0	
N of Valid	1648	1867	1873	1340	6728	
N of Miss	1103	661	507	255	2526	

Table 259: The next questions ask about your opinions of the information you saw or heard. If you have seen or heard more than one ad, please think about your favorite ad when answering these questions. Seeing or hearing this information about underage drinking made me want to stop or decrease my drinking.










Response	6	8	10	12	Total	
NO!	27.5	24.4	20.0	22.3	23.5	
no	4.8	12.5	23.4	27.3	16.8	
yes	8.3	15.5	21.0	19.4	16.2	
YES!	28.3	23.9	18.5	17.7	22.2	
I have not seen or heard any ads about underage drinking in the past 12 months.	31.1	23.7	17.1	13.3	21.5	
N of Valid	1531	1809	1815	1320	6475	
N of Miss	1217	720	563	275	2775	

Table 260: How honest were you in filling out this survey?

Response	6	8	10	12	Total	
I was very honest	82.9	75.2	79.5	81.6	79.6	
I was honest pretty much of the time	14.1	18.5	15.6	13.9	15.7	
I was honest some of the time	2.3	4.6	3.6	2.8	3.4	
I was honest once in a while	0.6	1.7	1.3	1.8	1.3	
I was not honest at all	0.0	0.0	0.0	0.0	0.0	
N of Valid	1706	1896	1911	1363	6876	
N of Miss	1046	631	464	230	2371	