

2019 APNA

Arkansas Prevention Needs Assessment Survey

**Pulaski County
Tables**

Arkansas Department of Human Services,
Division of Aging, Adults, and Behavioral
Health Services
And
University of Arkansas at Little Rock
MidSOUTH Center for Prevention and Training

Contents

1	INTRODUCTION	11
2	PERCENTAGE TABLES	15

List of Frequency Distribution Tables

1	Gender	16
2	Age	16
3	Are you Hispanic or Latino?	16
4	What is your race? Black or African American	17
5	What is your race? Asian	17
6	What is your race? American Indian	17
7	What is your race? Alaska Native	17
8	What is your race? White	18
9	What is your race? Native Hawaiian or Other Pacific Islander	18
10	What is your race? Other	18
11	What is the highest level of schooling completed by your mother or father?	19
12	Think of where you live most of the time. Which of the following people live there with you? Mother	19
13	Think of where you live most of the time. Which of the following people live there with you? Stepmother	19
14	Think of where you live most of the time. Which of the following people live there with you? Foster Mother	20
15	Think of where you live most of the time. Which of the following people live there with you? Grandmother	20
16	Think of where you live most of the time. Which of the following people live there with you? Aunt	20
17	Think of where you live most of the time. Which of the following people live there with you? Father	20
18	Think of where you live most of the time. Which of the following people live there with you? Stepfather	21
19	Think of where you live most of the time. Which of the following people live there with you? Foster Father	21
20	Think of where you live most of the time. Which of the following people live there with you? Grandfather	21
21	Think of where you live most of the time. Which of the following people live there with you? Uncle	21
22	Think of where you live most of the time. Which of the following people live there with you? Other Adults	22
23	Think of where you live most of the time. Which of the following people live there with you? Brother(s)	22
24	Think of where you live most of the time. Which of the following people live there with you? Stepbrother(s)	22
25	Think of where you live most of the time. Which of the following people live there with you? Sister(s)	22
26	Think of where you live most of the time. Which of the following people live there with you? Stepsister(s)	23

27	Think of where you live most of the time. Which of the following people live there with you? Other Children	23
28	In my school, students have lots of chances to help decide things like class activities and rules.	23
29	Teachers ask me to work on special classroom projects.	23
30	My teacher(s) notices when I am doing a good job and lets me know about it.	24
31	There are lots of chances for students in my school to get involved in sports, clubs, and other school activities outside of class.	24
32	There are lots of chances for students in my school to talk with a teacher one-on-one.	24
33	I feel safe at my school.	25
34	The school lets my parents know when I have done something well.	25
35	My teachers praise me when I work hard in school.	25
36	Are your school grades better than the grades of most students in your class?	26
37	I have lots of chances to be part of class discussions or activities.	26
38	Now thinking back over the past year in school, how often did you: enjoy being in school?	26
39	Now thinking back over the past year in school, how often did you: hate being in school?	27
40	Now thinking back over the past year in school, how often did you: try to do your best work in school?	27
41	How often do you feel that the school work you are assigned is meaningful and important?	27
42	Putting them all together, what were your grades like last year?	28
43	How important do you think the things you are learning in school are going to be for your later life?	28
44	During the LAST FOUR WEEKS how many whole days of school have you missed because you skipped or "cut"?	28
45	What are the chances you would be seen as cool if you: smoked cigarettes?	29
46	What are the chances you would be seen as cool if you: worked hard at school?	29
47	What are the chances you would be seen as cool if you: began drinking alcoholic beverages regularly, that is, at least once or twice a month?	29
48	What are the chances you would be seen as cool if you: defended someone who was being bullied?	30
49	What are the chances you would be seen as cool if you: smoked marijuana?	30
50	What are the chances you would be seen as cool if you: carried a handgun?	30
51	What are the chances you would be seen as cool if you: used e-cigarettes, e-cigars or e-hookahs (vaping)?	31

52	What are the chances you would be seen as cool if you: bullied someone or cyber bullied someone?	31
53	Think of your four best friends (the friends you feel closest to). In the past year (12 months), how many of your best friends have: participated in clubs, organizations or activities at school?	31
54	Think of your four best friends (the friends you feel closest to). In the past year (12 months), how many of your best friends have: smoked cigarettes?	32
55	Think of your four best friends (the friends you feel closest to). In the past year (12 months), how many of your best friends have: tried beer, wine or hard liquor (for example, vodka, whiskey, or gin) when their parents didn't know about it?	32
56	Think of your four best friends (the friends you feel closest to). In the past year (12 months), how many of your best friends have: used e-cigarettes, e-cigars, or e-hookahs?	32
57	Think of your four best friends (the friends you feel closest to). In the past year (12 months), how many of your best friends have: used marijuana?	33
58	Think of your four best friends (the friends you feel closest to). In the past year (12 months), how many of your best friends have: used prescription drugs or non-prescription drugs for the purpose of getting high?	33
59	Think of your four best friends (the friends you feel closest to). In the past year (12 months), how many of your best friends have: used synthetic marijuana (K2, spice) or bath salts?	33
60	Think of your four best friends (the friends you feel closest to). In the past year (12 months), how many of your best friends have: used LSD, cocaine, amphetamines, or other illegal drugs?	34
61	Think of your four best friends (the friends you feel closest to). In the past year (12 months), how many of your best friends have: been bullied?	34
62	Think of your four best friends (the friends you feel closest to). In the past year (12 months), how many of your best friends have: been suspended from school?	34
63	Think of your four best friends (the friends you feel closest to). In the past year (12 months), how many of your best friends have: carried a handgun?	35
64	Think of your four best friends (the friends you feel closest to). In the past year (12 months), how many of your best friends have: sold illegal drugs?	35
65	Think of your four best friends (the friends you feel closest to). In the past year (12 months), how many of your best friends have: regularly attended religious services?	35

66	Think of your four best friends (the friends you feel closest to). In the past year (12 months), how many of your best friends have: stolen or tried to steal a motor vehicle such as a car or motorcycle?	36
67	Think of your four best friends (the friends you feel closest to). In the past year (12 months), how many of your best friends have: been arrested?	36
68	Think of your four best friends (the friends you feel closest to). In the past year (12 months), how many of your best friends have: dropped out of school?	36
69	Think of your four best friends (the friends you feel closest to). In the past year (12 months), how many of your best friends have: been members of a gang?	37
70	How old were you when you first: smoked marijuana?	37
71	How old were you when you first: smoked a cigarette, even just a puff?	38
72	How old were you when you first: had more than a sip or two of beer, wine or hard liquor (for example, vodka, whiskey, or gin)?	38
73	How old were you when you first: began drinking alcoholic beverages regularly, that is, at least once or twice a month?	39
74	How old were you when you first: used Pegaramide (peg, Peggy)?	39
75	How old were you when you first: got suspended from school?	40
76	How old were you when you first: got arrested?	40
77	How old were you when you first: carried a handgun?	41
78	How old were you when you first: used e-cigarettes, e-cigars, or e-hookahs (vaping)?	41
79	How old were you when you first: belonged to a gang?	42
80	How old were you when you first: used prescription drugs not prescribed to you?	42
81	How wrong do you think it is for someone your age to: take a handgun to school?	43
82	How wrong do you think it is for someone your age to: steal anything?	43
83	How wrong do you think it is for someone your age to: pick a fight with someone?	43
84	How wrong do you think it is for someone your age to: attack someone with the idea of seriously hurting them?	44
85	How wrong do you think it is for someone your age to: stay away from school all day when their parents think they are at school?	44
86	How wrong do you think it is for someone your age to: drink beer, wine or hard liquor (for example, vodka, whiskey, or gin) regularly?	44
87	How wrong do you think it is for someone your age to: smoke cigarettes?	45
88	How wrong do you think it is for someone your age to: smoke marijuana?	45

89	How wrong do you think it is for someone your age to: use prescription drugs or non-prescription drugs for the purpose of getting high?	45
90	How wrong do you think it is for someone your age to: use synthetic marijuana (K2, spice) or bath salts?	46
91	How wrong do you think it is for someone your age to: use LSD, cocaine, amphetamines or another illegal drug?	46
92	How wrong do you think it is for someone your age to: use e-cigarettes, e-cigars or e-hookahs (vaping)?	46
93	At school during the past 12 months, did you receive help from the resource teacher, speech therapist or other special education teacher?	47
94	How many times in the past year (12 months) have you: been suspended from school?	47
95	How many times in the past year (12 months) have you: carried a handgun?	47
96	How many times in the past year (12 months) have you: sold illegal drugs?	48
97	How many times in the past year (12 months) have you: stolen or tried to steal a motor vehicle such as a car or motorcycle?	48
98	How many times in the past year (12 months) have you: participated in clubs, organizations or activities at school?	48
99	How many times in the past year (12 months) have you: been arrested?	49
100	How many times in the past year (12 months) have you: attacked someone with the idea of seriously hurting them?	49
101	How many times in the past year (12 months) have you: been drunk or high at school?	49
102	How many times in the past year (12 months) have you: taken a handgun to school?	50
103	How many times in the past year (12 months) have you: used e-cigarettes, e-cigars, or e-hookahs (vaping)?	50
104	Are you currently on probation, or assigned a probation officer with Juvenile Court?	50
105	Have you ever belonged to a gang?	51
106	If you have ever belonged to a gang, did that gang have a name?	51
107	You are at a party at someone's house, and one of your friends offers you a drink containing alcohol. What would you say or do?	51
108	How often do you attend religious services or activities?	52
109	I think sometimes it's okay to cheat at school.	52
110	It is important to think before you act.	52
111	Sometimes I think that life is not worth it.	53
112	At times I think I am no good at all.	53
113	All in all, I am inclined to think that I am a failure.	53
114	In the past year, have you felt depressed or sad MOST days, even if you felt okay sometimes?	54
115	It is all right to beat up people if they start the fight.	54

116	I think it is okay to take something without asking if you can get away with it.	54
117	Where do you get the most information about living a drug and alcohol free life? Parents/guardians	55
118	Where do you get the most information about living a drug and alcohol free life? Friends	55
119	Where do you get the most information about living a drug and alcohol free life? Family members	55
120	Where do you get the most information about living a drug and alcohol free life? School	56
121	Where do you get the most information about living a drug and alcohol free life? Internet	56
122	Where do you get the most information about living a drug and alcohol free life? TV	56
123	Where do you get the most information about living a drug and alcohol free life? Social media	57
124	How much do you think people risk harming themselves (physically or in other ways) if they: smoked one or more packs of cigarettes per day?	57
125	How much do you think people risk harming themselves (physically or in other ways) if they: try marijuana once or twice?	57
126	How much do you think people risk harming themselves (physically or in other ways) if they: smoke marijuana once or twice a week?	58
127	How much do you think people risk harming themselves (physically or in other ways) if they: take one or two drinks of an alcoholic beverage (beer, wine, liquor) nearly every day?	58
128	How much do you think people risk harming themselves (physically or in other ways) if they: have five or more drinks of an alcoholic beverage once or twice a weekend?	58
129	How much do you think people risk harming themselves (physically or in other ways) if they: use prescription drugs that are not prescribed to them?	59
130	How much do you think people risk harming themselves (physically or in other ways) if they: use non-prescription drugs to get high?	59
131	How much do you think people risk harming themselves (physically or in other ways) if they: use e-cigarettes, e-cigars, or e-hookahs?	59
132	Have you ever used smokeless tobacco (chew, snuff, plug, dipping tobacco, or chewing tobacco)?	60
133	How often have you used smokeless tobacco during the past 30 days?	60
134	Have you ever smoked cigarettes?	60
135	How frequently have you smoked cigarettes during the past 30 days?	61
136	Which statement best describes rules about smoking inside your home or your family cars?	61
137	Have you ever used e-cigarettes, e-cigars, or e-hookahs (vaping)?	61

138	How frequently have you used e-cigarettes, e-cigars, or e-hookahs (vaping)?	62
139	During this school year, were you taught in any of your classes about the dangers of tobacco use?	62
140	During the past 12 months, have you participated in any community activities to discourage people your age from using cigarettes, chewing tobacco, snuff, dip or cigars, e-cigarettes, e-cigars, or e-hookahs?	62
141	Think back over the last two weeks. How many times have you had five or more alcoholic drinks in a row?	63
142	During the past 30 days, how many times did you ride in a car or other vehicle driven by someone who had been drinking alcohol or using drugs to get high?	63
143	During the past 30 days, how many times did you drive a car or other vehicle when you had been drinking alcohol or using drugs to get high?	63
144	If you drank alcohol (not just a sip or taste) in the past year, where did you usually drink it?	64
145	How do you feel about someone your age having one or two drinks of an alcoholic beverage nearly every day?	64
146	On how many occasions have you had alcoholic beverages (beer, wine or hard liquor) to drink in your lifetime - more than just a few sips?	64
147	On how many occasions have you drunk one of more drinks of an alcoholic beverage during the past 30 days?	65
148	On how many occasions have you used marijuana (grass, pot) or hashish (hash, hash oil) in your lifetime?	65
149	On how many occasions have you used marijuana (grass, pot) or hashish (hash, hash oil) during the past 30 days?	65
150	On how many occasions have you used LSD or other psychedelics in your lifetime?	66
151	On how many occasions have you used LSD or other psychedelics during the past 30 days?	66
152	On how many occasions have you used cocaine or crack in your lifetime?	66
153	On how many occasions have you used cocaine or crack during the past 30 days?	67
154	On how many occasions have you sniffed glue, breathed the contents of an aerosol spray can, or inhaled other gases or sprays, in order to get high in your lifetime?	67
155	On how many occasions have you sniffed glue, breathed the contents of an aerosol spray can, or inhaled other gases or sprays, in order to get high during the past 30 days?	67
156	On how many occasions have you used Pegaramide (peg, Peggy, etc.) in your lifetime?	68

157	On how many occasions have you used Pegaramide (peg, Peggy, etc.) during the past 30 days?	68
158	On how many occasions have you used synthetic marijuana (K2, spice) in your lifetime?	68
159	On how many occasions have you used synthetic marijuana (K2, spice) during the past 30 days?	69
160	On how many occasions have you used methamphetamines (meth, speed, crank, crystal meth) in your lifetime?	69
161	On how many occasions have you used methamphetamines (meth, speed, crank, crystal meth) in the past 30 days?	69
162	On how many occasions have you used other chemical products (bath salts, plant food, etc.) in your lifetime?	70
163	On how many occasions have you used other chemical products (bath salts, plant food, etc.) during the past 30 days?	70
164	On how many occasions have you used heroin or other opiates in your lifetime?	70
165	On how many occasions have you used heroin or other opiates during the past 30 days?	71
166	On how many occasions have you used MDMA ('X', 'E', or ecstasy) in your lifetime?	71
167	On how many occasions have you used MDMA ('X', 'E', or ecstasy) during the past 30 days?	71
168	On how many occasions have you taken prescription drugs (such as Valium, Xanax, Ritalin, Adderall, OxyContin, Tramadol, or sleeping pills) not prescribed to you in your lifetime?	72
169	On how many occasions have you taken prescription drugs (such as Valium, Xanax, Ritalin, Adderall, OxyContin, Tramadol, or sleeping pills) not prescribed to you during the past 30 days?	72
170	On how many occasions have you taken non-prescription medicines such as diet pills (for example, Dietac, Dexatrim or Prolamine), stay-awake pills (for example No-Doz, Vivarin, or Wake), or cough or cold medicines (robos, DXM, etc.) to get high in your lifetime?	72
171	On how many occasions have you taken non-prescription medicines such as diet pills (for example, Dietac, Dexatrim or Prolamine), stay-awake pills (for example No-Doz, Vivarin, or Wake), or cough or cold medicines (robos, DXM, etc.) to get high during the past 30 days?	73
172	On how many occasions have you been drunk or very high from drinking alcoholic beverages during the past 30 days?	73
173	On how many occasions have you drunk flavored alcoholic beverages, sometimes called 'alcopops' (like Mike's Hard Lemonade, Smirnoff Ice, Bacardi Breezers, etc.) in your lifetime?	73
174	On how many occasions have you drunk flavored alcoholic beverages, sometimes called 'alcopops' (like Mike's Hard Lemonade, Smirnoff Ice, Bacardi Breezers, etc.) during the past 30 days?	74

175	If you smoked cigarettes (not just a puff or drag) in the past year, how did you usually get them?	74
176	If you used e-cigarettes, e-cigars, or e-hookahs (not just a puff or drag) in the past year, how did you usually get them? - I did not use e-cigarettes, e-cigars, or e-hookahs in the past year	75
177	If you used e-cigarettes, e-cigars, or e-hookahs (not just a puff or drag) in the past year, how did you usually get them? - I bought them in a store such as a convenience store, supermarket, discount store, or gas station	75
178	If you used e-cigarettes, e-cigars, or e-hookahs (not just a puff or drag) in the past year, how did you usually get them? - I got them on the Internet	75
179	If you used e-cigarettes, e-cigars, or e-hookahs (not just a puff or drag) in the past year, how did you usually get them? - I got them at a store that sells electronic cigarettes, such as a "vape shop"	75
180	If you used e-cigarettes, e-cigars, or e-hookahs (not just a puff or drag) in the past year, how did you usually get them? - I got them from a family member	76
181	If you used e-cigarettes, e-cigars, or e-hookahs (not just a puff or drag) in the past year, how did you usually get them? - I got them from a friend	76
182	If you used e-cigarettes, e-cigars, or e-hookahs (not just a puff or drag) in the past year, how did you usually get them? - A stranger got them for me	76
183	If you used e-cigarettes, e-cigars, or e-hookahs (not just a puff or drag) in the past year, how did you usually get them? - I took them from a store or shop	76
184	If you used e-cigarettes, e-cigars, or e-hookahs (not just a puff or drag) in the past year, how did you usually get them? - I got them some other way	77
185	If you used marijuana (grass, pot) (not just a puff or drag) in the past year, how did you usually get it? - I did not use marijuana (grass, pot) in the past year	77
186	If you used marijuana (grass, pot) (not just a puff or drag) in the past year, how did you usually get it? - I bought it myself	77
187	If you used marijuana (grass, pot) (not just a puff or drag) in the past year, how did you usually get it? - I got it from someone at school	77
188	If you used marijuana (grass, pot) (not just a puff or drag) in the past year, how did you usually get it? - I got it from someone with a medical marijuana card	78
189	If you used marijuana (grass, pot) (not just a puff or drag) in the past year, how did you usually get it? - I got it from my brother or sister	78

190	If you used marijuana (grass, pot) (not just a puff or drag) in the past year, how did you usually get it? - I got it from another relative	78
191	If you used marijuana (grass, pot) (not just a puff or drag) in the past year, how did you usually get it? - Other	78
192	If you drank alcohol (not just a sip or taste) in the past year, how did you usually get it?	79
193	If you used prescription drugs or over the counter drugs without a doctor telling you to use it or for the purpose of getting high, where did you get these drugs? - Did not use	79
194	If you used prescription drugs or over the counter drugs without a doctor telling you to use it or for the purpose of getting high, where did you get these drugs? - Bought or took from store or shop	80
195	If you used prescription drugs or over the counter drugs without a doctor telling you to use it or for the purpose of getting high, where did you get these drugs? - Got from parents with permission	80
196	If you used prescription drugs or over the counter drugs without a doctor telling you to use it or for the purpose of getting high, where did you get these drugs? - Got from home without permission	80
197	If you used prescription drugs or over the counter drugs without a doctor telling you to use it or for the purpose of getting high, where did you get these drugs? - Got from relative with permission	80
198	If you used prescription drugs or over the counter drugs without a doctor telling you to use it or for the purpose of getting high, where did you get these drugs? - Got from relative without permission	81
199	If you used prescription drugs or over the counter drugs without a doctor telling you to use it or for the purpose of getting high, where did you get these drugs? - Got from friend's home with permission	81
200	If you used prescription drugs or over the counter drugs without a doctor telling you to use it or for the purpose of getting high, where did you get these drugs? - Got from friend's home without permission	81
201	If you used prescription drugs or over the counter drugs without a doctor telling you to use it or for the purpose of getting high, where did you get these drugs? - Got from friend at school	81
202	If you used prescription drugs or over the counter drugs without a doctor telling you to use it or for the purpose of getting high, where did you get these drugs? - Got from friend at party	82
203	If you used prescription drugs or over the counter drugs without a doctor telling you to use it or for the purpose of getting high, where did you get these drugs? - Got from friend, elsewhere	82
204	If you used prescription drugs or over the counter drugs without a doctor telling you to use it or for the purpose of getting high, where did you get these drugs? - Got from internet sale	82
205	During the last month, about how many marijuana cigarettes, or the equivalent, did you smoke a day, on the average?	83

206	How wrong do your friends feel it would be for YOU to: have one or two drinks of an alcoholic beverage nearly every day?	83
207	How wrong do your friends feel it would be for YOU to: smoke tobacco?	83
208	How wrong do your friends feel it would be for YOU to: smoke marijuana?	84
209	How wrong do your friends feel it would be for YOU to: use prescription drugs not prescribed to you?	84
210	How wrong would most adults (over 21) in your neighborhood think it is for kids your age: to use marijuana?	84
211	How wrong would most adults (over 21) in your neighborhood think it is for kids your age: to drink alcohol?	85
212	How wrong would most adults (over 21) in your neighborhood think it is for kids your age: to smoke cigarettes?	85
213	How much do each of the following statements describe your neighborhood? crime and/or drug selling	85
214	How much do each of the following statements describe your neighborhood? fights	86
215	How much do each of the following statements describe your neighborhood? lots of empty or abandoned buildings	86
216	How much do each of the following statements describe your neighborhood? lots of graffiti	86
217	I feel safe in my neighborhood.	87
218	If a kid smoked marijuana in your neighborhood would he or she be caught by the police?	87
219	If a kid drank some beer, wine or hard liquor (for example, vodka, whiskey, or gin) in your neighborhood would he or she be caught by the police?	87
220	If a kid carried a handgun in your neighborhood would he or she be caught by the police?	88
221	If you wanted to get some cigarettes, how easy would it be for you to get some?	88
222	If you wanted to get some beer, wine or hard liquor (for example, vodka, whiskey, or gin), how easy would it be for you to get some?	88
223	If you wanted to get a drug like cocaine, LSD, or amphetamines, how easy would it be for you to get some?	89
224	If you wanted to get a handgun, how easy would it be for you to get one?	89
225	If you wanted to get some marijuana, how easy would it be for you to get some?	89
226	If you wanted to get prescription drugs for the purpose of getting high, how easy would it be for you to get some?	90
227	If you wanted to get synthetic marijuana such as K2 or chemical products such as bath salts to get high, how easy would it be for you to get some?	90

228	If you wanted to get steroids to use or to enhance athletic performance, how easy would it be for you to get some?	90
229	If you wanted to get e-cigarettes, e-cigars, or e-hookahs, how easy would it be for you to get some?	91
230	During the past 12 months, have you participated in any alcohol prevention programs or seen any alcohol prevention messages in your school or community? Yes, a school-based program focused on preventing underage drinking and/or drinking and driving.	91
231	During the past 12 months, have you participated in any alcohol prevention programs or seen any alcohol prevention messages in your school or community? Yes, a community-based program focused on preventing underage drinking and/or drinking and driving (for example, through your church or temple or through youth groups like Boys and Girls Club or 4-H).	91
232	During the past 12 months, have you participated in any alcohol prevention programs or seen any alcohol prevention messages in your school or community? Yes, a media campaign addressing underage drinking and/or drinking and driving (for example, newspaper ads, posters, pamphlets, radio, TV).	92
233	During the past 12 months, have you participated in any alcohol prevention programs or seen any alcohol prevention messages in your school or community? No	92
234	How wrong do your parents feel it would be for YOU to: have one or two drinks of an alcoholic beverage nearly every day?	92
235	How wrong do your parents feel it would be for YOU to: smoke tobacco?	92
236	How wrong do your parents feel it would be for YOU to: smoke marijuana?	93
237	How wrong do your parents feel it would be for YOU to: use prescription drugs not prescribed to you?	93
238	How wrong do your parents feel it would be for YOU to: steal something?	93
239	How wrong do your parents feel it would be for YOU to: draw graffiti, write things, or draw pictures on buildings or other property (without the owner's permission)?	94
240	How wrong do your parents feel it would be for YOU to: pick a fight with someone?	94
241	During the past 12 months, have you talked with at least one of your parents about the dangers of underage drinking and/or drinking and driving? By parents, we mean either your biological parents, adoptive parents, stepparents, or adult guardians - whether or not they live with you.	94
242	The rules in my family are clear.	95
243	People in my family have serious arguments about the same things, and often insult or yell at each other.	95

244	When I am not at home, one of my parents knows where I am and who I am with.	95
245	My family has clear rules about alcohol and drug use.	96
246	If you skipped school would you be caught by your parents?	96
247	My parents ask if I've gotten my homework done.	96
248	Would your parents know if you did not come home on time?	97
249	Do you know how to properly dispose of leftover prescription drugs?	97
250	Have any of your brothers or sisters ever: drunk beer, wine or hard liquor (for example, vodka, whiskey or gin)?	97
251	Have any of your brothers or sisters ever: smoked marijuana?	97
252	Have any of your brothers or sisters ever: smoked cigarettes?	98
253	Have any of your brothers or sisters ever: taken a handgun to school?	98
254	Have any of your brothers or sisters ever: been suspended or expelled from school?	98
255	Have any of your brothers or sisters ever: used e-cigarettes, e-cigars or e-hookahs (vaping)?	98
256	Have any of your brothers or sisters ever: used prescription drugs not prescribed to him/her?	99
257	Have you changed homes in the past year (the last 12 months)?	99
258	How many times have you changed homes since kindergarten?	99
259	Have you changed schools (including changing from elementary to middle and middle to high school) in the past year?	99
260	How many times have you changed schools since kindergarten (including changing from elementary to middle and middle to high school)?	100
261	Has anyone in your family ever had severe alcohol or drug problems?	100
262	About how many adults (over 21) have you known personally who in the past year have: used marijuana, crack, cocaine, or other drugs?	100
263	About how many adults (over 21) have you known personally who in the past year have: sold or dealt drugs?	101
264	About how many adults (over 21) have you known personally who in the past year have: done other things that could get them in trouble with the police, like stealing, selling stolen goods, mugging or assaulting others, etc.?	101
265	About how many adults (over 21) have you known personally who in the past year have: gotten drunk or high?	101
266	How honest were you in filling out this survey?	102

List of Figures

1	Grade Chart	12
2	Gender Chart	13
3	Age Chart	14

1 INTRODUCTION

This report was generated from data collected on the *2019 Arkansas Prevention Needs Assessment Student Survey*. This report contains basic frequency tables of all data collected and graphs on the selected demographic variables of grade, gender and age.

Questions regarding the information found in this report can be directed to:

International Survey Associates dba Pride Surveys

Mr. Jay Gleaton

2140 Newmarket Parkway

Suite 116

Marietta, GA 30067

Telephone: (800) 279-6361

Fax: (770) 726-9327

Website: <http://www.pridesurveys.com>

Grade Chart

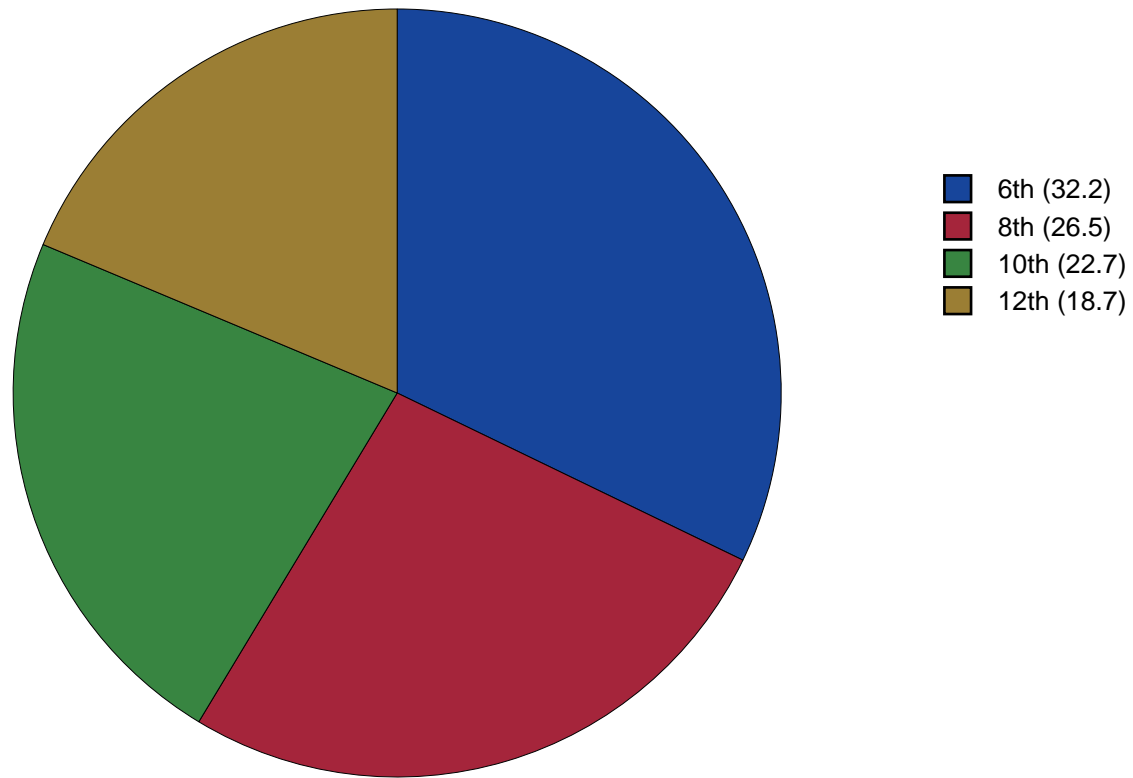


Figure 1: Grade Chart

Gender Chart

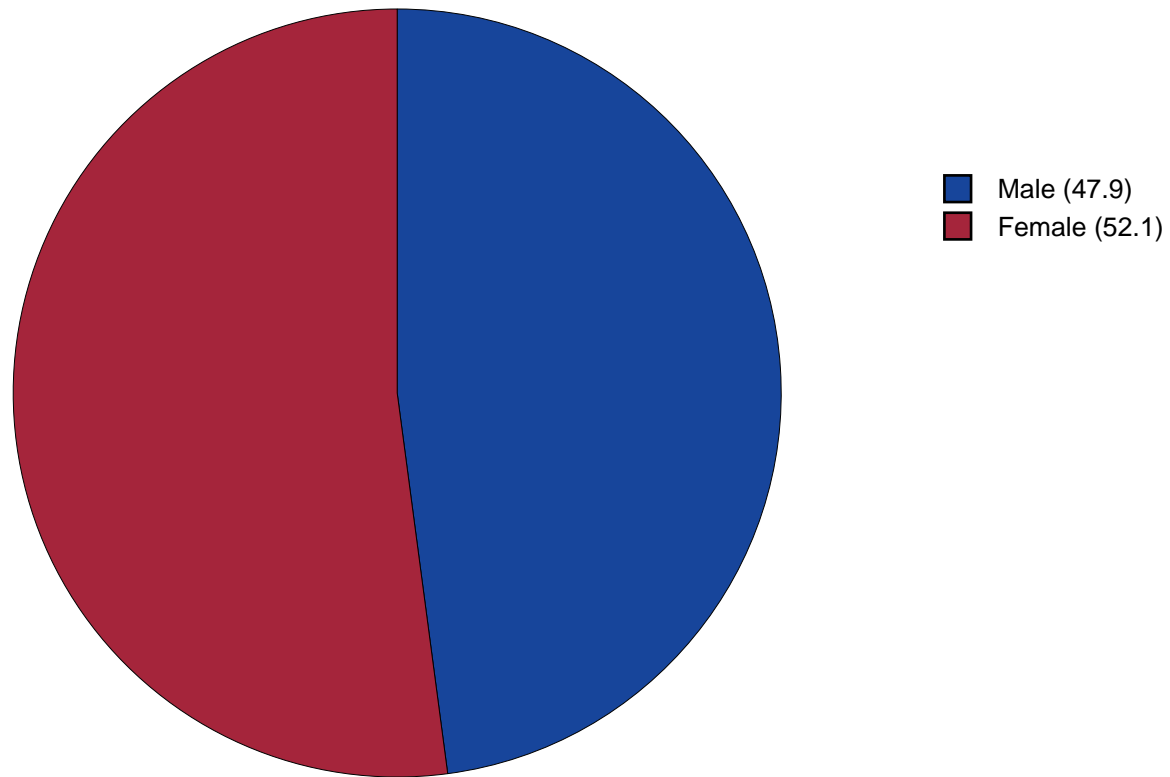


Figure 2: Gender Chart

Age Chart

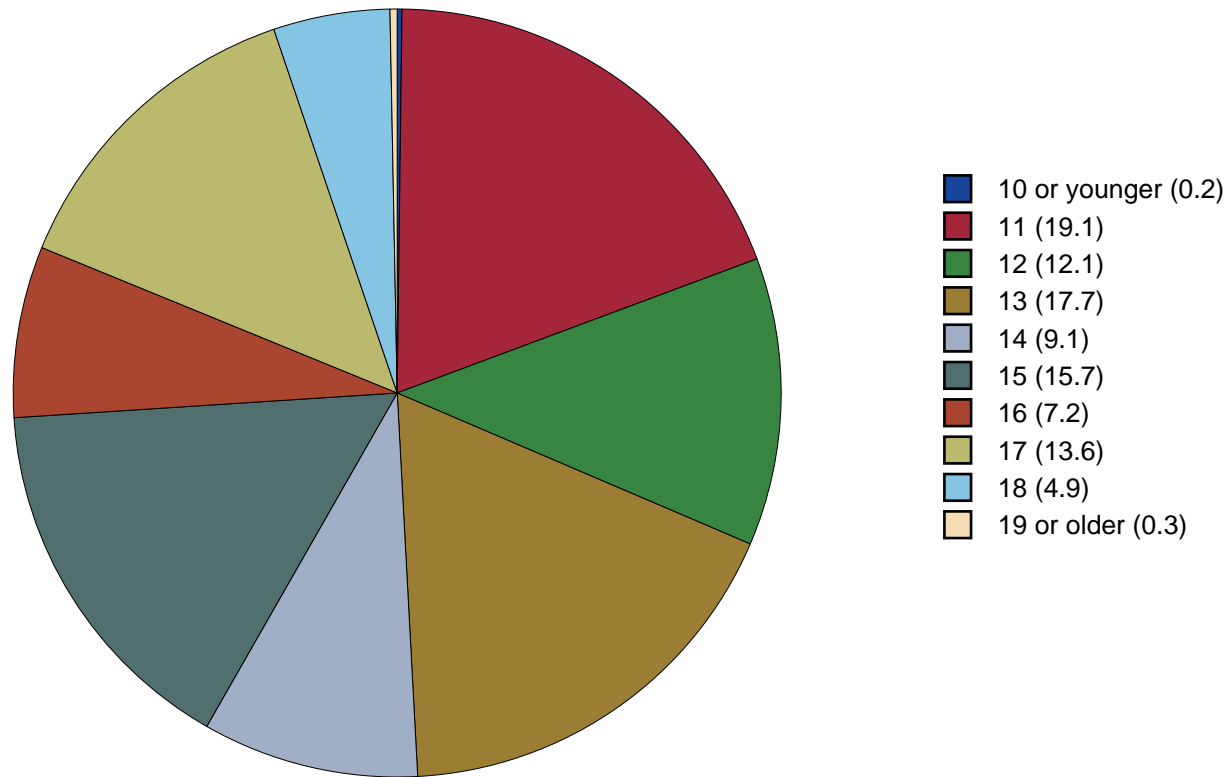


Figure 3: Age Chart

2 PERCENTAGE TABLES

The following tables contain frequency distribution detailing how your students responded to each question on the survey. The tables appear in the same order as the questions on the survey. The tables include breakdowns by grade level as well as overall percentages. The *N of Valid* row is a frequency count of the number of valid responses to each question for each grade and overall. The *N of Miss* row is a frequency count of the number of invalid (marked more than one response) or missing (i.e. did not respond) responses to each question for each grade and overall.

For the questions that allowed more than one response (i.e. race, live with, etc.) each response becomes a separate table. If a student did not mark the response, that was counted as a NO response, and if they did mark the response, that was counted as a YES response. Since a non response is a valid response for these questions, the *N of Miss* will always be zero for these questions.

Table 1: Gender

Response	6	8	10	12	Total	
Male	49.2	48.6	47.7	45.0	47.9	
Female	50.8	51.4	52.3	55.0	52.1	
N of Valid	2640	2151	1833	1496	8120	
N of Miss	67	75	71	72	285	

Table 2: Age

Response	6	8	10	12	Total	
10 or younger	0.6	0.0	0.0	0.0	0.2	
11	59.5	0.0	0.0	0.0	19.1	
12	37.6	0.2	0.0	0.0	12.1	
13	2.3	64.0	0.1	0.0	17.7	
14	0.1	34.0	0.6	0.0	9.1	
15	0.0	1.6	67.4	0.0	15.7	
16	0.0	0.1	30.5	1.2	7.2	
17	0.0	0.0	1.5	70.8	13.6	
18	0.0	0.0	0.0	26.2	4.9	
19 or older	0.0	0.0	0.0	1.8	0.3	
N of Valid	2684	2208	1899	1563	8354	
N of Miss	23	18	5	5	51	

Table 3: Are you Hispanic or Latino?

Response	6	8	10	12	Total	
No	82.7	83.1	84.0	83.1	83.2	
Yes	17.3	16.9	16.0	16.9	16.8	
N of Valid	2593	2174	1858	1541	8166	
N of Miss	114	52	46	27	239	

Table 4: What is your race? Black or African American



Response	6	8	10	12	Total	
No	46.3	45.1	46.2	44.3	45.6	
Yes	53.7	54.9	53.8	55.7	54.4	
N of Valid	2659	2180	1863	1525	8227	
N of Miss	0	0	0	0	0	

Table 5: What is your race? Asian



Response	6	8	10	12	Total	
No	95.9	94.9	95.3	96.8	95.7	
Yes	4.1	5.1	4.7	3.2	4.3	
N of Valid	2659	2180	1863	1525	8227	
N of Miss	0	0	0	0	0	

Table 6: What is your race? American Indian



Response	6	8	10	12	Total	
No	95.4	95.1	94.9	97.2	95.5	
Yes	4.6	4.9	5.1	2.8	4.5	
N of Valid	2659	2180	1863	1525	8227	
N of Miss	0	0	0	0	0	

Table 7: What is your race? Alaska Native



Response	6	8	10	12	Total	
No	99.8	99.7	99.7	99.9	99.8	
Yes	0.2	0.3	0.3	0.1	0.2	
N of Valid	2659	2180	1863	1525	8227	
N of Miss	0	0	0	0	0	

Table 8: What is your race? White



Response	6	8	10	12	Total	
No	70.1	68.6	63.8	64.2	67.2	
Yes	29.9	31.4	36.2	35.8	32.8	
N of Valid	2659	2180	1863	1525	8227	
N of Miss	0	0	0	0	0	

Table 9: What is your race? Native Hawaiian or Other Pacific Islander



Response	6	8	10	12	Total	
No	99.0	98.9	98.8	98.9	98.9	
Yes	1.0	1.1	1.2	1.1	1.1	
N of Valid	2659	2180	1863	1525	8227	
N of Miss	0	0	0	0	0	

Table 10: What is your race? Other



Response	6	8	10	12	Total	
No	81.5	83.6	86.6	89.0	84.6	
Yes	18.5	16.4	13.4	11.0	15.4	
N of Valid	2659	2180	1863	1525	8227	
N of Miss	0	0	0	0	0	

Table 11: What is the highest level of schooling completed by your mother or father?









Response	6	8	10	12	Total	
Completed grade school or less	5.1	5.2	1.6	2.8	3.9	
Some high school	3.1	4.4	13.3	19.6	8.9	
Completed high school	8.7	11.4	13.8	15.4	11.9	
Some college	8.1	12.7	14.2	16.2	12.2	
Completed college	22.5	24.1	27.5	21.8	23.9	
Graduate or professional school after college	15.6	16.8	16.3	15.4	16.1	
Don't know	34.8	23.5	12.0	7.0	21.3	
Does not apply	2.0	2.0	1.2	1.7	1.8	
N of Valid	2607	2173	1881	1548	8209	
N of Miss	100	53	23	20	196	

Table 12: Think of where you live most of the time. Which of the following people live there with you? Mother



Response	6	8	10	12	Total	
No	10.3	10.9	12.9	14.1	11.8	
Yes	89.7	89.1	87.1	85.9	88.2	
N of Valid	2680	2219	1892	1558	8349	
N of Miss	0	0	0	0	0	

Table 13: Think of where you live most of the time. Which of the following people live there with you? Stepmother



Response	6	8	10	12	Total	
No	95.3	94.8	93.8	96.0	95.0	
Yes	4.7	5.2	6.2	4.0	5.0	
N of Valid	2680	2219	1892	1558	8349	
N of Miss	0	0	0	0	0	

Table 14: Think of where you live most of the time. Which of the following people live there with you? Foster Mother



Response	6	8	10	12	Total	
No	99.3	99.6	99.3	99.6	99.5	
Yes	0.7	0.4	0.7	0.4	0.5	
N of Valid	2680	2219	1892	1558	8349	
N of Miss	0	0	0	0	0	

Table 15: Think of where you live most of the time. Which of the following people live there with you? Grandmother



Response	6	8	10	12	Total	
No	84.9	87.6	89.1	89.7	87.4	
Yes	15.1	12.4	10.9	10.3	12.6	
N of Valid	2680	2219	1892	1558	8349	
N of Miss	0	0	0	0	0	

Table 16: Think of where you live most of the time. Which of the following people live there with you? Aunt



Response	6	8	10	12	Total	
No	93.9	95.5	96.1	96.9	95.4	
Yes	6.1	4.5	3.9	3.1	4.6	
N of Valid	2680	2219	1892	1558	8349	
N of Miss	0	0	0	0	0	

Table 17: Think of where you live most of the time. Which of the following people live there with you? Father



Response	6	8	10	12	Total	
No	48.8	50.0	50.7	53.9	50.5	
Yes	51.2	50.0	49.3	46.1	49.5	
N of Valid	2680	2219	1892	1558	8349	
N of Miss	0	0	0	0	0	

Table 18: Think of where you live most of the time. Which of the following people live there with you? Stepfather



Response	6	8	10	12	Total	
No	87.0	86.4	87.0	87.7	87.0	
Yes	13.0	13.6	13.0	12.3	13.0	
N of Valid	2680	2219	1892	1558	8349	
N of Miss	0	0	0	0	0	

Table 19: Think of where you live most of the time. Which of the following people live there with you? Foster Father



Response	6	8	10	12	Total	
No	99.6	99.6	99.5	99.8	99.6	
Yes	0.4	0.4	0.5	0.2	0.4	
N of Valid	2680	2219	1892	1558	8349	
N of Miss	0	0	0	0	0	

Table 20: Think of where you live most of the time. Which of the following people live there with you? Grandfather



Response	6	8	10	12	Total	
No	92.9	94.1	95.0	96.5	94.3	
Yes	7.1	5.9	5.0	3.5	5.7	
N of Valid	2680	2219	1892	1558	8349	
N of Miss	0	0	0	0	0	

Table 21: Think of where you live most of the time. Which of the following people live there with you? Uncle



Response	6	8	10	12	Total	
No	94.0	96.3	96.4	97.4	95.8	
Yes	6.0	3.7	3.6	2.6	4.2	
N of Valid	2680	2219	1892	1558	8349	
N of Miss	0	0	0	0	0	

Table 22: Think of where you live most of the time. Which of the following people live there with you? Other Adults



Response	6	8	10	12	Total	
No	97.3	98.5	98.1	98.3	98.0	
Yes	2.7	1.5	1.9	1.7	2.0	
N of Valid	2680	2219	1892	1558	8349	
N of Miss	0	0	0	0	0	

Table 23: Think of where you live most of the time. Which of the following people live there with you? Brother(s)



Response	6	8	10	12	Total	
No	53.2	50.2	52.8	59.5	53.5	
Yes	46.8	49.8	47.2	40.5	46.5	
N of Valid	2680	2219	1892	1558	8349	
N of Miss	0	0	0	0	0	

Table 24: Think of where you live most of the time. Which of the following people live there with you? Stepbrother(s)



Response	6	8	10	12	Total	
No	95.9	96.3	96.8	97.4	96.5	
Yes	4.1	3.7	3.2	2.6	3.5	
N of Valid	2680	2219	1892	1558	8349	
N of Miss	0	0	0	0	0	

Table 25: Think of where you live most of the time. Which of the following people live there with you? Sister(s)



Response	6	8	10	12	Total	
No	53.3	52.9	54.2	59.8	54.6	
Yes	46.7	47.1	45.8	40.2	45.4	
N of Valid	2680	2219	1892	1558	8349	
N of Miss	0	0	0	0	0	

Table 26: Think of where you live most of the time. Which of the following people live there with you? Stepsister(s)

Response	6	8	10	12	Total	
No	96.5	96.6	96.2	97.5	96.6	
Yes	3.5	3.4	3.8	2.5	3.4	
N of Valid	2680	2219	1892	1558	8349	
N of Miss	0	0	0	0	0	

Table 27: Think of where you live most of the time. Which of the following people live there with you? Other Children

Response	6	8	10	12	Total	
No	95.3	95.9	95.7	95.9	95.6	
Yes	4.7	4.1	4.3	4.1	4.4	
N of Valid	2680	2219	1892	1558	8349	
N of Miss	0	0	0	0	0	

Table 28: In my school, students have lots of chances to help decide things like class activities and rules.

Response	6	8	10	12	Total	
NO!	14.0	13.8	13.7	16.3	14.3	
no	34.1	38.8	38.3	35.7	36.6	
yes	43.0	42.3	41.1	38.4	41.5	
YES!	8.9	5.1	6.8	9.5	7.5	
N of Valid	2620	2168	1862	1511	8161	
N of Miss	87	58	42	57	244	

Table 29: Teachers ask me to work on special classroom projects.

Response	6	8	10	12	Total	
NO!	11.4	9.1	9.9	9.1	10.0	
no	35.9	40.4	37.9	39.0	38.1	
yes	39.5	40.3	44.3	42.7	41.4	
YES!	13.3	10.1	7.9	9.3	10.5	
N of Valid	2588	2138	1840	1499	8065	
N of Miss	119	88	64	69	340	

Table 30: My teacher(s) notices when I am doing a good job and lets me know about it.





Response	6	8	10	12	Total	
NO!	6.4	6.5	7.9	7.3	6.9	
no	17.7	23.6	26.7	25.7	22.8	
yes	47.5	52.2	50.3	49.2	49.7	
YES!	28.4	17.6	15.1	17.8	20.5	
N of Valid	2556	2110	1831	1487	7984	
N of Miss	151	116	73	81	421	

Table 31: There are lots of chances for students in my school to get involved in sports, clubs, and other school activities outside of class.





Response	6	8	10	12	Total	
NO!	3.9	2.9	2.6	2.3	3.1	
no	12.3	10.1	7.6	7.1	9.7	
yes	41.0	45.0	42.3	42.9	42.7	
YES!	42.7	41.9	47.5	47.8	44.6	
N of Valid	2613	2149	1853	1500	8115	
N of Miss	94	77	51	68	290	

Table 32: There are lots of chances for students in my school to talk with a teacher one-on-one.





Response	6	8	10	12	Total	
NO!	5.1	5.8	5.8	4.1	5.3	
no	18.0	22.4	22.0	18.8	20.2	
yes	46.3	51.0	51.1	55.2	50.3	
YES!	30.5	20.8	21.2	22.0	24.2	
N of Valid	2609	2146	1858	1501	8114	
N of Miss	98	80	46	67	291	

Table 33: I feel safe at my school.


Response	6	8	10	12	Total	
NO!	10.3	11.8	11.1	9.0	10.6	
no	15.8	22.8	22.3	20.6	20.0	
yes	46.9	52.6	56.4	57.7	52.6	
YES!	26.9	12.8	10.2	12.7	16.7	
N of Valid	2594	2136	1845	1495	8070	
N of Miss	113	90	59	73	335	

Table 34: The school lets my parents know when I have done something well.

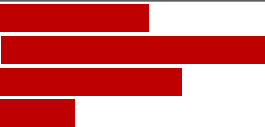
Response	6	8	10	12	Total	
NO!	14.4	18.9	28.0	31.7	21.9	
no	36.3	41.3	45.9	42.6	41.0	
yes	33.7	30.0	21.1	20.6	27.4	
YES!	15.5	9.8	4.9	5.1	9.7	
N of Valid	2579	2137	1844	1496	8056	
N of Miss	128	89	60	72	349	

Table 35: My teachers praise me when I work hard in school.


Response	6	8	10	12	Total	
NO!	11.5	13.6	14.9	14.6	13.4	
no	30.7	37.9	41.7	39.9	36.8	
yes	42.3	39.8	36.8	36.4	39.3	
YES!	15.5	8.7	6.6	9.0	10.5	
N of Valid	2578	2117	1842	1493	8030	
N of Miss	129	109	62	75	375	

Table 36: Are your school grades better than the grades of most students in your class?

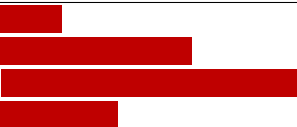
Response	6	8	10	12	Total	
NO!	9.1	7.2	7.2	5.7	7.6	
no	27.9	32.3	30.3	24.5	29.0	
yes	44.1	45.9	48.1	50.4	46.7	
YES!	18.9	14.6	14.4	19.3	16.8	
N of Valid	2570	2117	1842	1496	8025	
N of Miss	137	109	62	72	380	

Table 37: I have lots of chances to be part of class discussions or activities.


Response	6	8	10	12	Total	
NO!	5.5	4.2	3.5	3.2	4.3	
no	17.1	16.5	13.8	13.9	15.6	
yes	48.2	59.2	61.5	59.4	56.2	
YES!	29.2	20.1	21.2	23.5	23.9	
N of Valid	2606	2132	1843	1502	8083	
N of Miss	101	94	61	66	322	

Table 38: Now thinking back over the past year in school, how often did you: enjoy being in school?

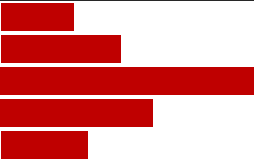
Response	6	8	10	12	Total	
Never	8.0	8.8	11.1	10.9	9.4	
Seldom	12.5	18.8	18.3	21.3	17.1	
Sometimes	36.0	39.4	42.7	40.2	39.2	
Often	23.2	23.5	20.8	21.7	22.5	
Almost always	20.4	9.5	7.1	5.9	11.8	
N of Valid	2613	2144	1853	1499	8109	
N of Miss	94	82	51	69	296	

Table 39: Now thinking back over the past year in school, how often did you: hate being in school?

Response	6	8	10	12	Total	
Never	13.1	5.6	4.7	5.4	7.8	
Seldom	28.2	20.3	18.5	16.2	21.7	
Sometimes	30.5	37.9	38.7	36.7	35.5	
Often	13.6	20.7	21.7	25.9	19.6	
Almost always	14.6	15.5	16.3	15.7	15.4	
N of Valid	2560	2123	1833	1484	8000	
N of Miss	147	103	71	84	405	

Table 40: Now thinking back over the past year in school, how often did you: try to do your best work in school?

Response	6	8	10	12	Total	
Never	0.7	0.6	1.1	1.0	0.8	
Seldom	2.0	2.1	3.4	1.7	2.3	
Sometimes	8.2	13.9	17.2	17.7	13.6	
Often	22.7	32.0	34.5	32.9	29.8	
Almost always	66.3	51.4	43.8	46.6	53.5	
N of Valid	2569	2136	1844	1488	8037	
N of Miss	138	90	60	80	368	

Table 41: How often do you feel that the school work you are assigned is meaningful and important?

Response	6	8	10	12	Total	
Never	5.2	4.8	9.1	9.3	6.7	
Seldom	10.7	21.0	25.5	27.9	20.0	
Sometimes	28.8	37.8	40.3	38.5	35.6	
Often	29.6	25.4	18.0	17.2	23.6	
Almost always	25.7	11.0	7.0	7.0	14.1	
N of Valid	2594	2139	1845	1491	8069	
N of Miss	113	87	59	77	336	

Table 42: Putting them all together, what were your grades like last year?






Response	6	8	10	12	Total	
Mostly F's	1.6	1.3	1.5	0.5	1.3	
Mostly D's	1.7	4.7	4.1	2.8	3.2	
Mostly C's	11.7	21.1	21.9	19.5	18.0	
Mostly B's	30.4	36.5	38.9	42.0	36.1	
Mostly A's	54.6	36.4	33.6	35.2	41.3	
N of Valid	2504	2086	1831	1482	7903	
N of Miss	203	140	73	86	502	

Table 43: How important do you think the things you are learning in school are going to be for your later life?






Response	6	8	10	12	Total	
Very important	43.3	20.8	9.6	11.1	23.7	
Quite important	24.2	21.3	17.7	15.7	20.4	
Fairly important	20.6	31.1	32.8	31.8	28.2	
Slightly important	9.7	22.7	30.1	32.9	22.1	
Not at all important	2.2	4.1	9.9	8.5	5.6	
N of Valid	2603	2143	1838	1487	8071	
N of Miss	104	83	66	81	334	

Table 44: During the LAST FOUR WEEKS how many whole days of school have you missed because you skipped or "cut"?








Response	6	8	10	12	Total	
None	58.3	61.1	60.6	47.8	57.6	
1	13.3	11.5	11.9	15.8	13.0	
2	8.7	8.1	9.6	13.9	9.7	
3	8.3	7.3	6.9	7.7	7.6	
4-5	7.4	8.5	6.7	10.1	8.0	
6-10	2.8	2.7	2.9	3.2	2.9	
11 or more	1.2	0.9	1.4	1.4	1.2	
N of Valid	2615	2146	1847	1499	8107	
N of Miss	92	80	57	69	298	

Table 45: What are the chances you would be seen as cool if you: smoked cigarettes?






Response	6	8	10	12	Total	
No or very little chance	88.1	80.5	83.3	82.8	84.0	
Little chance	6.1	9.3	9.3	9.6	8.3	
Some chance	2.9	6.7	4.7	5.1	4.7	
Pretty good chance	2.0	2.6	1.7	1.6	2.0	
Very good chance	0.9	0.9	1.0	1.0	0.9	
N of Valid	2545	2106	1814	1465	7930	
N of Miss	162	120	90	103	475	

Table 46: What are the chances you would be seen as cool if you: worked hard at school?






Response	6	8	10	12	Total	
No or very little chance	7.2	8.5	10.4	10.1	8.8	
Little chance	7.2	13.5	14.3	11.9	11.3	
Some chance	16.2	22.3	25.1	26.5	21.7	
Pretty good chance	27.1	30.2	28.7	27.4	28.4	
Very good chance	42.4	25.4	21.6	24.1	29.8	
N of Valid	2531	2091	1794	1442	7858	
N of Miss	176	135	110	126	547	

Table 47: What are the chances you would be seen as cool if you: began drinking alcoholic beverages regularly, that is, at least once or twice a month?






Response	6	8	10	12	Total	
No or very little chance	85.0	72.1	58.1	55.8	70.0	
Little chance	7.6	12.9	15.0	15.1	12.1	
Some chance	4.1	8.5	13.6	13.9	9.3	
Pretty good chance	2.1	4.6	9.3	10.9	6.0	
Very good chance	1.2	1.8	4.0	4.4	2.6	
N of Valid	2525	2095	1799	1456	7875	
N of Miss	182	131	105	112	530	

Table 48: What are the chances you would be seen as cool if you: defended someone who was being bullied?

Response	6	8	10	12	Total	
No or very little chance	12.3	14.0	13.3	13.6	13.2	
Little chance	11.2	15.9	15.7	13.3	13.8	
Some chance	18.9	27.8	29.9	28.4	25.5	
Pretty good chance	25.7	23.1	24.7	25.0	24.6	
Very good chance	31.9	19.2	16.4	19.7	22.7	
N of Valid	2536	2103	1787	1459	7885	
N of Miss	171	123	117	109	520	

Table 49: What are the chances you would be seen as cool if you: smoked marijuana?

Response	6	8	10	12	Total	
No or very little chance	86.9	66.8	45.7	42.0	63.9	
Little chance	5.5	9.7	10.5	11.0	8.8	
Some chance	3.0	8.1	12.6	14.3	8.6	
Pretty good chance	2.5	7.5	16.0	15.5	9.3	
Very good chance	2.2	7.9	15.2	17.1	9.5	
N of Valid	2530	2102	1805	1458	7895	
N of Miss	177	124	99	110	510	

Table 50: What are the chances you would be seen as cool if you: carried a handgun?

Response	6	8	10	12	Total	
No or very little chance	83.2	75.2	67.8	70.5	75.2	
Little chance	6.0	9.4	12.0	12.5	9.5	
Some chance	4.5	6.3	8.0	7.5	6.4	
Pretty good chance	3.0	4.5	6.2	3.8	4.3	
Very good chance	3.2	4.6	6.0	5.7	4.7	
N of Valid	2528	2102	1804	1460	7894	
N of Miss	179	124	100	108	511	

Table 51: What are the chances you would be seen as cool if you: used e-cigarettes, e-cigars or e-hookahs (vaping)?






Response	6	8	10	12	Total	
No or very little chance	85.5	68.1	56.6	56.7	68.9	
Little chance	6.5	10.4	10.6	10.6	9.2	
Some chance	3.3	8.3	10.7	11.4	7.8	
Pretty good chance	2.8	5.9	12.0	10.1	7.1	
Very good chance	2.0	7.3	10.2	11.3	7.0	
N of Valid	2524	2091	1799	1452	7866	
N of Miss	183	135	105	116	539	

Table 52: What are the chances you would be seen as cool if you: bullied someone or cyber bullied someone?






Response	6	8	10	12	Total	
No or very little chance	85.5	68.1	56.6	56.7	68.9	
Little chance	6.5	10.4	10.6	10.6	9.2	
Some chance	3.3	8.3	10.7	11.4	7.8	
Pretty good chance	2.8	5.9	12.0	10.1	7.1	
Very good chance	2.0	7.3	10.2	11.3	7.0	
N of Valid	2524	2091	1799	1452	7866	
N of Miss	183	135	105	116	539	

Table 53: Think of your four best friends (the friends you feel closest to). In the past year (12 months), how many of your best friends have: participated in clubs, organizations or activities at school?






Response	6	8	10	12	Total	
0	20.5	17.0	16.9	16.5	18.0	
1	13.6	12.6	13.0	12.3	13.0	
2	17.6	19.7	20.8	20.2	19.4	
3	18.1	16.9	16.1	14.1	16.6	
4	30.2	33.7	33.1	36.9	33.0	
N of Valid	2516	2079	1789	1443	7827	
N of Miss	191	147	115	125	578	

Table 54: Think of your four best friends (the friends you feel closest to). In the past year (12 months), how many of your best friends have: smoked cigarettes?






Response	6	8	10	12	Total	
0	94.2	88.2	87.7	85.0	89.4	
1	3.6	7.2	6.6	6.8	5.8	
2	1.2	2.8	2.9	4.5	2.6	
3	0.4	1.0	1.1	1.4	0.9	
4	0.6	0.8	1.8	2.3	1.3	
N of Valid	2489	2047	1753	1424	7713	
N of Miss	218	179	151	144	692	

Table 55: Think of your four best friends (the friends you feel closest to). In the past year (12 months), how many of your best friends have: tried beer, wine or hard liquor (for example, vodka, whiskey, or gin) when their parents didn't know about it?






Response	6	8	10	12	Total	
0	86.9	70.3	54.4	50.8	68.5	
1	7.3	12.5	14.8	14.9	11.8	
2	2.8	8.2	11.8	10.7	7.7	
3	1.0	3.2	7.0	7.4	4.1	
4	2.1	5.8	12.1	16.2	7.9	
N of Valid	2534	2082	1781	1440	7837	
N of Miss	173	144	123	128	568	

Table 56: Think of your four best friends (the friends you feel closest to). In the past year (12 months), how many of your best friends have: used e-cigarettes, e-cigars, or e-hookahs?






Response	6	8	10	12	Total	
0	94.7	81.9	66.0	67.6	79.8	
1	3.3	7.9	12.5	10.6	8.0	
2	1.1	4.6	7.8	6.5	4.5	
3	0.5	2.4	4.9	5.0	2.8	
4	0.5	3.1	8.8	10.2	4.9	
N of Valid	2530	2085	1780	1439	7834	
N of Miss	177	141	124	129	571	

Table 57: Think of your four best friends (the friends you feel closest to). In the past year (12 months), how many of your best friends have: used marijuana?


Response	6	8	10	12	Total	
0	95.2	78.5	52.3	45.9	72.0	
1	2.4	8.8	15.2	14.2	9.2	
2	1.3	5.2	11.8	12.4	6.7	
3	0.3	2.7	6.2	8.7	3.8	
4	0.8	4.9	14.5	18.9	8.3	
N of Valid	2521	2073	1769	1432	7795	
N of Miss	186	153	135	136	610	

Table 58: Think of your four best friends (the friends you feel closest to). In the past year (12 months), how many of your best friends have: used prescription drugs or non-prescription drugs for the purpose of getting high?


Response	6	8	10	12	Total	
0	96.0	89.9	85.3	85.1	90.0	
1	2.2	5.3	7.7	6.9	5.1	
2	0.8	2.4	3.8	3.6	2.4	
3	0.4	1.3	0.9	1.6	1.0	
4	0.6	1.2	2.4	2.7	1.5	
N of Valid	2527	2073	1777	1433	7810	
N of Miss	180	153	127	135	595	

Table 59: Think of your four best friends (the friends you feel closest to). In the past year (12 months), how many of your best friends have: used synthetic marijuana (K2, spice) or bath salts?


Response	6	8	10	12	Total	
0	97.7	96.9	93.8	95.2	96.1	
1	1.1	1.5	3.5	1.9	1.9	
2	0.6	0.8	1.1	1.5	1.0	
3	0.2	0.3	0.4	0.5	0.3	
4	0.3	0.5	1.2	0.8	0.7	
N of Valid	2516	2067	1781	1441	7805	
N of Miss	191	159	123	127	600	

Table 60: Think of your four best friends (the friends you feel closest to). In the past year (12 months), how many of your best friends have: used LSD, cocaine, amphetamines, or other illegal drugs?






Response	6	8	10	12	Total	
0	97.9	96.1	92.5	90.5	94.8	
1	1.2	2.3	3.9	4.5	2.7	
2	0.4	0.9	1.8	2.4	1.2	
3	0.2	0.3	0.8	1.2	0.6	
4	0.4	0.3	0.9	1.5	0.7	
N of Valid	2514	2076	1784	1435	7809	
N of Miss	193	150	120	133	596	

Table 61: Think of your four best friends (the friends you feel closest to). In the past year (12 months), how many of your best friends have: been bullied?






Response	6	8	10	12	Total	
0	43.3	54.2	65.7	71.2	56.5	
1	22.7	20.3	15.8	12.8	18.6	
2	15.9	11.9	9.5	8.6	12.0	
3	6.8	5.6	4.0	2.9	5.1	
4	11.3	8.0	5.1	4.5	7.8	
N of Valid	2509	2069	1777	1440	7795	
N of Miss	198	157	127	128	610	

Table 62: Think of your four best friends (the friends you feel closest to). In the past year (12 months), how many of your best friends have: been suspended from school?






Response	6	8	10	12	Total	
0	51.1	46.2	56.3	69.1	54.3	
1	20.8	20.7	19.8	15.5	19.6	
2	11.7	13.5	10.8	7.5	11.2	
3	5.9	7.1	5.4	3.0	5.6	
4	10.5	12.6	7.7	4.9	9.4	
N of Valid	2515	2071	1781	1435	7802	
N of Miss	192	155	123	133	603	

Table 63: Think of your four best friends (the friends you feel closest to). In the past year (12 months), how many of your best friends have: carried a handgun?






Response	6	8	10	12	Total	
0	93.3	90.7	90.5	91.4	91.6	
1	3.4	4.8	4.3	4.2	4.1	
2	1.7	2.4	2.0	2.4	2.1	
3	0.6	0.8	1.3	0.7	0.8	
4	1.1	1.4	2.0	1.3	1.4	
N of Valid	2518	2073	1781	1435	7807	
N of Miss	189	153	123	133	598	

Table 64: Think of your four best friends (the friends you feel closest to). In the past year (12 months), how many of your best friends have: sold illegal drugs?






Response	6	8	10	12	Total	
0	98.0	94.5	88.3	85.9	92.6	
1	1.0	3.0	6.2	7.8	4.0	
2	0.4	1.1	2.3	3.1	1.5	
3	0.2	0.5	1.3	1.0	0.7	
4	0.3	0.8	1.9	2.2	1.1	
N of Valid	2496	2071	1780	1431	7778	
N of Miss	211	155	124	137	627	

Table 65: Think of your four best friends (the friends you feel closest to). In the past year (12 months), how many of your best friends have: regularly attended religious services?






Response	6	8	10	12	Total	
0	50.5	41.5	36.9	37.6	42.6	
1	12.4	14.6	18.7	18.7	15.6	
2	11.2	16.4	18.7	20.5	16.0	
3	9.8	12.9	12.4	11.8	11.6	
4	16.1	14.6	13.3	11.4	14.2	
N of Valid	2454	2039	1778	1428	7699	
N of Miss	253	187	126	140	706	

Table 66: Think of your four best friends (the friends you feel closest to). In the past year (12 months), how many of your best friends have: stolen or tried to steal a motor vehicle such as a car or motorcycle?






Response	6	8	10	12	Total	
0	96.6	94.0	93.0	96.2	95.0	
1	2.2	3.1	3.7	2.1	2.8	
2	0.4	1.5	1.3	1.0	1.0	
3	0.3	0.5	0.7	0.3	0.4	
4	0.5	0.8	1.3	0.4	0.7	
N of Valid	2512	2065	1777	1431	7785	
N of Miss	195	161	127	137	620	

Table 67: Think of your four best friends (the friends you feel closest to). In the past year (12 months), how many of your best friends have: been arrested?






Response	6	8	10	12	Total	
0	94.4	89.3	87.8	92.0	91.1	
1	3.7	6.3	6.9	4.8	5.3	
2	0.8	2.7	2.8	2.0	2.0	
3	0.3	0.8	1.1	0.6	0.7	
4	0.8	0.9	1.5	0.6	0.9	
N of Valid	2529	2073	1781	1428	7811	
N of Miss	178	153	123	140	594	

Table 68: Think of your four best friends (the friends you feel closest to). In the past year (12 months), how many of your best friends have: dropped out of school?






Response	6	8	10	12	Total	
0	95.4	95.9	93.9	90.8	94.4	
1	3.0	2.7	3.7	6.0	3.6	
2	0.8	0.7	1.2	2.2	1.1	
3	0.4	0.1	0.3	0.6	0.3	
4	0.4	0.5	0.8	0.5	0.6	
N of Valid	2515	2068	1779	1429	7791	
N of Miss	192	158	125	139	614	

Table 69: Think of your four best friends (the friends you feel closest to). In the past year (12 months), how many of your best friends have: been members of a gang?






Response	6	8	10	12	Total	
0	90.9	85.9	85.5	89.3	88.0	
1	4.5	5.6	5.1	4.2	4.9	
2	1.7	2.9	3.8	2.8	2.7	
3	1.0	1.4	1.7	1.3	1.3	
4	1.9	4.2	4.0	2.4	3.1	
N of Valid	2512	2071	1782	1432	7797	
N of Miss	195	155	122	136	608	

Table 70: How old were you when you first: smoked marijuana?










Response	6	8	10	12	Total	
Never	98.1	88.6	71.5	60.2	82.6	
10 or younger	0.9	1.4	1.3	1.3	1.2	
11	0.6	2.1	1.3	1.1	1.3	
12	0.2	2.3	2.7	1.8	1.6	
13	0.2	4.5	4.4	4.0	3.0	
14	0.0	0.9	9.2	6.2	3.5	
15	0.0	0.1	8.9	7.4	3.4	
16	0.0	0.0	0.5	10.4	2.0	
17 or older	0.0	0.0	0.2	7.7	1.5	
N of Valid	2522	2070	1780	1436	7808	
N of Miss	185	156	124	132	597	

Table 71: How old were you when you first: smoked a cigarette, even just a puff?










Response	6	8	10	12	Total	
Never	95.9	90.8	87.5	84.1	90.5	
10 or younger	2.6	3.5	3.8	3.3	3.3	
11	1.0	2.0	1.7	0.9	1.4	
12	0.3	1.6	1.0	1.3	1.0	
13	0.1	1.6	1.8	2.2	1.3	
14	0.0	0.4	1.8	1.8	0.8	
15	0.0	0.0	2.2	2.3	0.9	
16	0.0	0.0	0.2	2.6	0.5	
17 or older	0.0	0.0	0.0	1.5	0.3	
N of Valid	2501	2045	1750	1421	7717	
N of Miss	206	181	154	147	688	

Table 72: How old were you when you first: had more than a sip or two of beer, wine or hard liquor (for example, vodka, whiskey, or gin)?










Response	6	8	10	12	Total	
Never	85.6	71.3	58.1	53.5	69.6	
10 or younger	9.8	9.3	7.3	5.0	8.2	
11	3.7	4.6	2.9	2.2	3.5	
12	0.6	5.5	3.6	2.9	3.0	
13	0.1	7.1	6.1	3.7	4.0	
14	0.0	1.9	11.1	4.3	3.8	
15	0.0	0.1	10.1	8.3	3.9	
16	0.0	0.0	0.8	11.1	2.2	
17 or older	0.2	0.1	0.1	9.0	1.8	
N of Valid	2523	2075	1780	1438	7816	
N of Miss	184	151	124	130	589	

Table 73: How old were you when you first: began drinking alcoholic beverages regularly, that is, at least once or twice a month?










Response	6	8	10	12	Total	
Never	98.7	95.3	89.2	84.5	93.0	
10 or younger	0.4	0.6	0.4	0.1	0.4	
11	0.6	0.7	0.4	0.3	0.5	
12	0.1	1.3	0.4	0.9	0.6	
13	0.1	1.5	1.3	0.7	0.9	
14	0.0	0.4	2.5	1.4	0.9	
15	0.0	0.1	4.9	2.5	1.6	
16	0.0	0.0	0.8	4.9	1.1	
17 or older	0.2	0.0	0.0	4.7	0.9	
N of Valid	2521	2077	1785	1436	7819	
N of Miss	186	149	119	132	586	

Table 74: How old were you when you first: used Pegaramide (peg, Peggy)?


Response	6	8	10	12	Total	
Never	100.0	100.0	100.0	100.0	100.0	
10 or younger	0.0	0.0	0.0	0.0	0.0	
11	0.0	0.0	0.0	0.0	0.0	
12	0.0	0.0	0.0	0.0	0.0	
13	0.0	0.0	0.0	0.0	0.0	
14	0.0	0.0	0.0	0.0	0.0	
15	0.0	0.0	0.0	0.0	0.0	
16	0.0	0.0	0.0	0.0	0.0	
17 or older	0.0	0.0	0.0	0.0	0.0	
N of Valid	2470	2052	1782	1430	7734	
N of Miss	237	174	122	138	671	

Table 75: How old were you when you first: got suspended from school?










Response	6	8	10	12	Total	
Never	72.0	62.0	62.0	65.0	65.8	
10 or younger	18.3	14.2	13.6	11.0	14.8	
11	7.2	7.4	4.3	2.8	5.8	
12	2.1	9.1	4.6	3.5	4.8	
13	0.2	5.5	6.8	4.8	3.9	
14	0.0	1.5	5.0	3.6	2.2	
15	0.0	0.1	3.1	4.1	1.5	
16	0.0	0.0	0.4	3.8	0.8	
17 or older	0.1	0.1	0.1	1.4	0.4	
N of Valid	2514	2066	1785	1433	7798	
N of Miss	193	160	119	135	607	

Table 76: How old were you when you first: got arrested?










Response	6	8	10	12	Total	
Never	98.4	96.1	93.9	95.8	96.3	
10 or younger	0.9	0.5	0.4	0.2	0.6	
11	0.4	0.5	0.4	0.3	0.4	
12	0.2	0.7	0.7	0.4	0.5	
13	0.1	1.5	1.3	0.5	0.8	
14	0.0	0.5	1.5	0.8	0.6	
15	0.0	0.1	1.5	0.7	0.5	
16	0.0	0.0	0.3	0.6	0.2	
17 or older	0.0	0.0	0.0	0.6	0.1	
N of Valid	2518	2070	1780	1431	7799	
N of Miss	189	156	124	137	606	

Table 77: How old were you when you first: carried a handgun?










Response	6	8	10	12	Total	
Never	95.0	92.7	92.9	93.4	93.6	
10 or younger	2.9	2.2	1.3	0.8	2.0	
11	1.3	1.3	0.7	0.4	1.0	
12	0.6	1.0	1.0	0.8	0.8	
13	0.1	1.9	1.1	0.6	0.9	
14	0.0	0.7	1.1	0.6	0.6	
15	0.0	0.2	1.5	0.9	0.6	
16	0.0	0.0	0.3	1.5	0.4	
17 or older	0.0	0.0	0.0	1.0	0.2	
N of Valid	2505	2075	1781	1431	7792	
N of Miss	202	151	123	137	613	

Table 78: How old were you when you first: used e-cigarettes, e-cigars, or e-hookahs (vaping)?










Response	6	8	10	12	Total	
Never	97.5	87.7	78.5	78.6	87.1	
10 or younger	1.2	1.2	0.4	0.1	0.8	
11	0.8	0.9	0.6	0.1	0.7	
12	0.4	3.9	0.9	0.6	1.5	
13	0.1	4.9	4.2	1.6	2.6	
14	0.0	1.3	8.6	2.7	2.8	
15	0.0	0.1	6.6	4.6	2.4	
16	0.0	0.0	0.3	7.6	1.5	
17 or older	0.0	0.0	0.0	4.1	0.8	
N of Valid	2504	2063	1781	1428	7776	
N of Miss	203	163	123	140	629	

Table 79: How old were you when you first: belonged to a gang?










Response	6	8	10	12	Total	
Never	97.0	95.3	95.4	96.1	96.0	
10 or younger	1.2	1.0	2.0	1.1	1.3	
11	0.8	0.7	0.4	0.1	0.6	
12	0.7	1.0	0.4	0.4	0.7	
13	0.2	1.3	0.8	0.4	0.7	
14	0.0	0.7	0.5	0.5	0.4	
15	0.0	0.0	0.4	0.4	0.2	
16	0.0	0.0	0.0	0.5	0.1	
17 or older	0.0	0.0	0.1	0.5	0.1	
N of Valid	2507	2074	1786	1428	7795	
N of Miss	200	152	118	140	610	

Table 80: How old were you when you first: used prescription drugs not prescribed to you?










Response	6	8	10	12	Total	
Never	97.5	94.7	93.3	92.1	94.8	
10 or younger	1.6	1.2	1.2	0.9	1.3	
11	0.8	1.2	0.3	0.1	0.7	
12	0.2	0.6	0.6	0.6	0.5	
13	0.0	1.6	1.0	0.6	0.8	
14	0.0	0.7	1.8	1.0	0.8	
15	0.0	0.0	1.6	1.8	0.7	
16	0.0	0.0	0.1	1.5	0.3	
17 or older	0.0	0.0	0.1	1.2	0.2	
N of Valid	2510	2080	1787	1434	7811	
N of Miss	197	146	117	134	594	

Table 81: How wrong do you think it is for someone your age to: take a handgun to school?

Response	6	8	10	12	Total	
Very wrong	91.0	88.7	89.3	93.0	90.4	
Wrong	6.4	8.6	7.5	4.7	6.9	
A little bit wrong	1.9	1.9	2.4	1.6	2.0	
Not at all wrong	0.8	0.8	0.8	0.6	0.8	
N of Valid	2535	2087	1789	1434	7845	
N of Miss	172	139	115	134	560	

Table 82: How wrong do you think it is for someone your age to: steal anything?

Response	6	8	10	12	Total	
Very wrong	63.2	50.1	51.4	64.4	57.2	
Wrong	27.2	38.0	35.2	26.7	31.8	
A little bit wrong	8.3	10.9	12.0	8.1	9.8	
Not at all wrong	1.2	1.0	1.4	0.8	1.1	
N of Valid	2497	2064	1769	1428	7758	
N of Miss	210	162	135	140	647	

Table 83: How wrong do you think it is for someone your age to: pick a fight with someone?

Response	6	8	10	12	Total	
Very wrong	51.2	37.8	41.9	56.0	46.4	
Wrong	29.8	36.0	36.1	28.5	32.7	
A little bit wrong	15.1	22.5	19.2	14.0	17.8	
Not at all wrong	3.8	3.6	2.8	1.6	3.1	
N of Valid	2504	2077	1774	1426	7781	
N of Miss	203	149	130	142	624	

Table 84: How wrong do you think it is for someone your age to: attack someone with the idea of seriously hurting them?





Response	6	8	10	12	Total	
Very wrong	84.1	74.7	69.5	76.8	76.9	
Wrong	10.6	17.5	20.8	17.0	15.9	
A little bit wrong	3.3	5.8	7.0	4.9	5.1	
Not at all wrong	2.0	2.0	2.7	1.3	2.0	
N of Valid	2515	2075	1781	1430	7801	
N of Miss	192	151	123	138	604	

Table 85: How wrong do you think it is for someone your age to: stay away from school all day when their parents think they are at school?





Response	6	8	10	12	Total	
Very wrong	74.7	59.7	48.3	51.5	60.4	
Wrong	18.6	27.2	33.7	26.3	25.7	
A little bit wrong	5.1	10.8	14.5	18.6	11.3	
Not at all wrong	1.6	2.2	3.5	3.6	2.6	
N of Valid	2515	2078	1782	1429	7804	
N of Miss	192	148	122	139	601	

Table 86: How wrong do you think it is for someone your age to: drink beer, wine or hard liquor (for example, vodka, whiskey, or gin) regularly?





Response	6	8	10	12	Total	
Very wrong	88.0	70.1	55.9	57.4	70.3	
Wrong	8.1	19.0	23.2	19.4	16.5	
A little bit wrong	2.7	8.9	15.3	15.9	9.6	
Not at all wrong	1.2	2.0	5.6	7.3	3.5	
N of Valid	2521	2076	1780	1430	7807	
N of Miss	186	150	124	138	598	

Table 87: How wrong do you think it is for someone your age to: smoke cigarettes?


Response	6	8	10	12	Total	
Very wrong	91.0	79.7	76.6	74.2	81.6	
Wrong	6.7	14.9	15.7	15.4	12.5	
A little bit wrong	1.4	4.4	5.7	7.7	4.3	
Not at all wrong	1.0	1.0	2.0	2.7	1.5	
N of Valid	2526	2075	1781	1432	7814	
N of Miss	181	151	123	136	591	

Table 88: How wrong do you think it is for someone your age to: smoke marijuana?


Response	6	8	10	12	Total	
Very wrong	91.2	70.9	45.1	43.0	66.5	
Wrong	5.4	13.5	17.8	13.9	12.0	
A little bit wrong	1.9	9.9	21.4	21.4	12.1	
Not at all wrong	1.4	5.7	15.7	21.8	9.5	
N of Valid	2514	2076	1774	1429	7793	
N of Miss	193	150	130	139	612	

Table 89: How wrong do you think it is for someone your age to: use prescription drugs or non-prescription drugs for the purpose of getting high?


Response	6	8	10	12	Total	
Very wrong	93.6	84.4	78.8	80.6	85.4	
Wrong	4.3	11.8	14.9	13.9	10.5	
A little bit wrong	1.2	2.7	4.4	4.1	2.8	
Not at all wrong	0.8	1.2	2.0	1.5	1.3	
N of Valid	2516	2074	1770	1426	7786	
N of Miss	191	152	134	142	619	

Table 90: How wrong do you think it is for someone your age to: use synthetic marijuana (K2, spice) or bath salts?





Response	6	8	10	12	Total	
Very wrong	93.2	86.6	83.7	88.9	88.5	
Wrong	5.1	10.9	11.1	8.7	8.6	
A little bit wrong	0.7	1.7	3.5	1.9	1.8	
Not at all wrong	1.0	0.9	1.7	0.5	1.0	
N of Valid	2507	2073	1778	1428	7786	
N of Miss	200	153	126	140	619	

Table 91: How wrong do you think it is for someone your age to: use LSD, cocaine, amphetamines or another illegal drug?





Response	6	8	10	12	Total	
Very wrong	95.9	90.4	86.8	87.8	90.9	
Wrong	2.9	7.9	9.3	7.7	6.6	
A little bit wrong	0.4	1.1	2.8	2.8	1.6	
Not at all wrong	0.8	0.6	1.1	1.7	1.0	
N of Valid	2513	2068	1779	1428	7788	
N of Miss	194	158	125	140	617	

Table 92: How wrong do you think it is for someone your age to: use e-cigarettes, e-cigars or e-hookahs (vaping)?





Response	6	8	10	12	Total	
Very wrong	90.6	73.8	61.3	63.8	74.5	
Wrong	5.9	14.7	18.3	15.2	12.8	
A little bit wrong	2.2	8.6	14.3	14.1	8.8	
Not at all wrong	1.3	3.0	6.1	6.9	3.9	
N of Valid	2508	2066	1765	1422	7761	
N of Miss	199	160	139	146	644	

Table 93: At school during the past 12 months, did you receive help from the resource teacher, speech therapist or other special education teacher?

Response	6	8	10	12	Total
No	0.0	0.0	0.0	0.0	0.0
Yes	0.0	0.0	0.0	0.0	0.0
N of Valid	0	0	0	0	0
N of Miss	0	0	0	0	0

Table 94: How many times in the past year (12 months) have you: been suspended from school?

Response	6	8	10	12	Total	
Never	78.4	74.5	81.6	87.4	79.8	<div></div>
1 to 2 times	15.8	17.6	13.1	10.0	14.6	<div></div>
3 to 5 times	3.5	5.3	3.4	1.7	3.6	<div></div>
6 to 9 times	0.9	1.3	1.0	0.5	1.0	<div></div>
10+ times	1.4	1.3	1.0	0.4	1.1	<div></div>
N of Valid	2509	2063	1776	1425	7773	
N of Miss	198	163	128	143	632	

Table 95: How many times in the past year (12 months) have you: carried a handgun?

Response	6	8	10	12	Total	
Never	96.2	95.0	95.3	95.2	95.5	<div></div>
1 to 2 times	2.7	2.8	2.5	1.8	2.5	<div></div>
3 to 5 times	0.5	1.0	0.6	1.0	0.7	<div></div>
6 to 9 times	0.3	0.5	0.4	0.4	0.4	<div></div>
10+ times	0.3	0.7	1.2	1.6	0.9	<div></div>
N of Valid	2495	2050	1765	1420	7730	
N of Miss	212	176	139	148	675	

Table 96: How many times in the past year (12 months) have you: sold illegal drugs?






Response	6	8	10	12	Total	
Never	99.4	98.4	96.4	95.6	97.8	
1 to 2 times	0.4	0.9	1.5	2.2	1.1	
3 to 5 times	0.1	0.3	1.0	0.8	0.5	
6 to 9 times	0.0	0.1	0.5	0.2	0.2	
10+ times	0.1	0.2	0.6	1.2	0.5	
N of Valid	2497	2051	1768	1421	7737	
N of Miss	210	175	136	147	668	

Table 97: How many times in the past year (12 months) have you: stolen or tried to steal a motor vehicle such as a car or motorcycle?






Response	6	8	10	12	Total	
Never	99.2	98.2	98.0	98.5	98.5	
1 to 2 times	0.5	1.2	1.4	0.8	0.9	
3 to 5 times	0.2	0.4	0.4	0.2	0.3	
6 to 9 times	0.0	0.1	0.1	0.1	0.1	
10+ times	0.1	0.0	0.2	0.4	0.2	
N of Valid	2496	2053	1764	1420	7733	
N of Miss	211	173	140	148	672	

Table 98: How many times in the past year (12 months) have you: participated in clubs, organizations or activities at school?






Response	6	8	10	12	Total	
Never	44.4	41.9	40.2	40.7	42.1	
1 to 2 times	24.9	22.4	17.2	14.5	20.6	
3 to 5 times	14.2	14.8	13.5	14.7	14.3	
6 to 9 times	4.5	4.4	5.8	6.2	5.1	
10+ times	12.0	16.5	23.2	23.9	17.9	
N of Valid	2501	2052	1767	1426	7746	
N of Miss	206	174	137	142	659	

Table 99: How many times in the past year (12 months) have you: been arrested?






Response	6	8	10	12	Total	
Never	98.4	97.2	95.7	97.8	97.4	
1 to 2 times	1.2	2.1	3.3	1.5	2.0	
3 to 5 times	0.2	0.2	0.6	0.4	0.4	
6 to 9 times	0.0	0.1	0.2	0.1	0.1	
10+ times	0.2	0.2	0.2	0.1	0.2	
N of Valid	2498	2051	1765	1422	7736	
N of Miss	209	175	139	146	669	

Table 100: How many times in the past year (12 months) have you: attacked someone with the idea of seriously hurting them?






Response	6	8	10	12	Total	
Never	90.7	89.6	91.3	94.4	91.2	
1 to 2 times	6.7	7.6	5.7	3.9	6.2	
3 to 5 times	1.4	1.5	1.9	1.0	1.5	
6 to 9 times	0.4	0.7	0.7	0.4	0.6	
10+ times	0.8	0.6	0.5	0.4	0.6	
N of Valid	2495	2050	1766	1421	7732	
N of Miss	212	176	138	147	673	

Table 101: How many times in the past year (12 months) have you: been drunk or high at school?






Response	6	8	10	12	Total	
Never	98.9	93.6	86.7	84.1	92.0	
1 to 2 times	0.8	3.7	6.8	7.2	4.1	
3 to 5 times	0.1	1.6	2.9	2.4	1.6	
6 to 9 times	0.1	0.5	0.8	1.8	0.7	
10+ times	0.1	0.7	2.8	4.5	1.7	
N of Valid	2495	2049	1767	1425	7736	
N of Miss	212	177	137	143	669	

Table 102: How many times in the past year (12 months) have you: taken a handgun to school?






Response	6	8	10	12	Total	
Never	99.6	99.7	99.5	99.2	99.5	
1 to 2 times	0.2	0.2	0.2	0.4	0.2	
3 to 5 times	0.0	0.0	0.1	0.1	0.1	
6 to 9 times	0.1	0.0	0.0	0.1	0.1	
10+ times	0.1	0.0	0.2	0.1	0.1	
N of Valid	2497	2048	1764	1421	7730	
N of Miss	210	178	140	147	675	

Table 103: How many times in the past year (12 months) have you: used e-cigarettes, e-cigars, or e-hookahs (vaping)?






Response	6	8	10	12	Total	
Never	99.6	99.7	99.5	99.2	99.5	
1 to 2 times	0.2	0.2	0.2	0.4	0.2	
3 to 5 times	0.0	0.0	0.1	0.1	0.1	
6 to 9 times	0.1	0.0	0.0	0.1	0.1	
10+ times	0.1	0.0	0.2	0.1	0.1	
N of Valid	2497	2048	1764	1421	7730	
N of Miss	210	178	140	147	675	

Table 104: Are you currently on probation, or assigned a probation officer with Juvenile Court?



Response	6	8	10	12	Total	
No	97.6	97.2	95.8	98.5	97.2	
Yes	2.4	2.8	4.2	1.5	2.8	
N of Valid	2198	1793	1600	1240	6831	
N of Miss	509	433	304	328	1574	

Table 105: Have you ever belonged to a gang?






Response	6	8	10	12	Total	
No	94.1	92.2	93.8	94.0	93.5	
No, but would like to	1.8	2.4	1.1	1.5	1.8	
Yes, in the past	2.4	2.3	2.1	1.9	2.2	
Yes, belong now	1.3	2.8	2.6	2.5	2.2	
Yes, but would like to get out	0.4	0.3	0.4	0.1	0.3	
N of Valid	2495	2043	1737	1407	7682	
N of Miss	212	183	167	161	723	

Table 106: If you have ever belonged to a gang, did that gang have a name?




Response	6	8	10	12	Total	
No	16.0	17.2	18.5	24.0	18.4	
Yes	4.2	5.7	5.5	4.2	4.9	
I have never belonged to a gang	79.7	77.2	76.0	71.8	76.8	
N of Valid	2480	2046	1742	1397	7665	
N of Miss	227	180	162	171	740	

Table 107: You are at a party at someone's house, and one of your friends offers you a drink containing alcohol. What would you say or do?





Response	6	8	10	12	Total	
Drink it	3.6	13.4	23.6	26.9	15.0	
Tell your friend, 'No thanks, I don't drink' and suggest that you and your friend go and do something else	48.9	42.3	35.7	31.0	40.9	
Just say, 'No thanks' and walk away	30.9	32.8	33.6	35.3	32.8	
Make up a good excuse, tell your friend you had something else to do, and leave	16.6	11.5	7.1	6.8	11.3	
N of Valid	2485	2033	1749	1411	7678	
N of Miss	222	193	155	157	727	

Table 108: How often do you attend religious services or activities?

Response	6	8	10	12	Total	
Never	27.9	23.9	21.9	24.0	24.7	
Rarely	26.4	25.7	29.0	30.0	27.5	
1-2 Times a Month	14.0	14.5	16.1	15.8	14.9	
About Once a Week or More	31.8	35.8	33.0	30.2	32.8	
N of Valid	2465	2035	1756	1417	7673	
N of Miss	242	191	148	151	732	

Table 109: I think sometimes it's okay to cheat at school.

Response	6	8	10	12	Total	
NO!	55.8	31.1	19.0	19.9	34.2	
no	33.7	41.9	35.3	31.8	35.9	
yes	9.2	23.1	36.7	38.2	24.5	
YES!	1.3	3.9	9.0	10.1	5.4	
N of Valid	2460	2035	1748	1404	7647	
N of Miss	247	191	156	164	758	

Table 110: It is important to think before you act.

Response	6	8	10	12	Total	
NO!	4.1	3.3	4.1	4.3	3.9	
no	3.2	3.4	2.4	1.6	2.8	
yes	26.8	40.3	37.9	32.7	34.0	
YES!	65.9	53.0	55.5	61.4	59.3	
N of Valid	2440	2020	1729	1395	7584	
N of Miss	267	206	175	173	821	

Table 111: Sometimes I think that life is not worth it.





Response	6	8	10	12	Total	
NO!	50.3	38.2	37.5	38.1	41.9	
no	21.8	26.9	26.6	29.3	25.6	
yes	19.1	23.3	24.6	24.1	22.4	
YES!	8.8	11.6	11.2	8.5	10.0	
N of Valid	2418	1995	1730	1394	7537	
N of Miss	289	231	174	174	868	

Table 112: At times I think I am no good at all.





Response	6	8	10	12	Total	
NO!	35.6	27.3	26.7	28.7	30.1	
no	24.1	27.0	25.4	29.6	26.2	
yes	28.0	31.2	34.7	30.9	30.9	
YES!	12.3	14.4	13.2	10.9	12.8	
N of Valid	2424	2009	1733	1396	7562	
N of Miss	283	217	171	172	843	

Table 113: All in all, I am inclined to think that I am a failure.





Response	6	8	10	12	Total	
NO!	52.2	40.4	38.8	41.3	43.9	
no	26.8	34.2	33.6	34.7	31.8	
yes	14.0	16.8	18.7	16.6	16.3	
YES!	6.9	8.6	8.9	7.4	7.9	
N of Valid	2414	1995	1729	1396	7534	
N of Miss	293	231	175	172	871	

Table 114: In the past year, have you felt depressed or sad MOST days, even if you felt okay sometimes?





Response	6	8	10	12	Total	
NO!	35.8	30.2	26.2	28.0	30.7	
no	18.6	20.6	21.8	23.3	20.7	
yes	29.2	28.1	29.5	27.9	28.8	
YES!	16.3	21.0	22.5	20.9	19.8	
N of Valid	2425	2002	1738	1393	7558	
N of Miss	282	224	166	175	847	

Table 115: It is all right to beat up people if they start the fight.





Response	6	8	10	12	Total	
NO!	40.8	25.5	21.8	24.8	29.4	
no	21.0	21.6	20.7	20.0	20.9	
yes	19.1	30.1	27.9	27.0	25.5	
YES!	19.1	22.8	29.6	28.2	24.2	
N of Valid	2417	2006	1730	1394	7547	
N of Miss	290	220	174	174	858	

Table 116: I think it is okay to take something without asking if you can get away with it.





Response	6	8	10	12	Total	
NO!	73.9	55.5	51.9	58.9	61.2	
no	22.5	38.1	39.1	34.1	32.6	
yes	2.6	5.3	6.8	5.5	4.8	
YES!	0.9	1.1	2.2	1.5	1.4	
N of Valid	2418	1999	1727	1391	7535	
N of Miss	289	227	177	177	870	

Table 117: Where do you get the most information about living a drug and alcohol free life? Parents/guardians





Response	6	8	10	12	Total	
All the time	54.8	52.6	48.8	48.9	51.7	
Most	17.6	19.7	21.7	19.6	19.5	
Some	9.9	12.9	17.0	18.1	13.8	
Very little	17.7	14.9	12.6	13.4	15.0	
N of Valid	2345	1982	1718	1387	7432	
N of Miss	362	244	186	181	973	

Table 118: Where do you get the most information about living a drug and alcohol free life? Friends





Response	6	8	10	12	Total	
All the time	20.9	16.2	13.0	15.5	16.8	
Most	12.7	15.9	14.3	13.6	14.1	
Some	22.9	26.9	28.2	25.2	25.6	
Very little	43.4	41.1	44.6	45.7	43.5	
N of Valid	2240	1939	1687	1371	7237	
N of Miss	467	287	217	197	1168	

Table 119: Where do you get the most information about living a drug and alcohol free life? Family members





Response	6	8	10	12	Total	
All the time	48.9	41.9	36.3	34.5	41.4	
Most	17.1	21.8	22.2	19.3	20.0	
Some	13.8	18.2	21.0	22.8	18.3	
Very little	20.2	18.1	20.5	23.3	20.3	
N of Valid	2292	1959	1702	1376	7329	
N of Miss	415	267	202	192	1076	

Table 120: Where do you get the most information about living a drug and alcohol free life? School





Response	6	8	10	12	Total	
All the time	55.9	44.3	41.5	37.4	46.0	
Most	17.3	22.5	23.8	21.9	21.0	
Some	10.7	18.5	21.5	23.8	17.7	
Very little	16.1	14.8	13.2	16.9	15.2	
N of Valid	2312	1966	1710	1381	7369	
N of Miss	395	260	194	187	1036	

Table 121: Where do you get the most information about living a drug and alcohol free life? Internet





Response	6	8	10	12	Total	
All the time	27.0	23.4	22.9	22.7	24.2	
Most	16.8	20.4	18.8	17.7	18.4	
Some	22.6	26.7	28.1	25.5	25.5	
Very little	33.7	29.6	30.2	34.0	31.9	
N of Valid	2267	1939	1703	1378	7287	
N of Miss	440	287	201	190	1118	

Table 122: Where do you get the most information about living a drug and alcohol free life? TV





Response	6	8	10	12	Total	
All the time	29.3	23.2	21.7	23.4	24.8	
Most	17.4	17.7	18.3	16.4	17.5	
Some	23.7	29.0	28.6	28.3	27.1	
Very little	29.7	30.1	31.4	31.9	30.6	
N of Valid	2276	1949	1708	1381	7314	
N of Miss	431	277	196	187	1091	

Table 123: Where do you get the most information about living a drug and alcohol free life? Social media





Response	6	8	10	12	Total	
All the time	22.1	20.1	19.8	19.5	20.5	
Most	13.8	14.4	14.1	15.3	14.3	
Some	20.4	25.5	25.4	25.9	24.0	
Very little	43.7	40.0	40.6	39.3	41.2	
N of Valid	2264	1945	1705	1380	7294	
N of Miss	443	281	199	188	1111	

Table 124: How much do you think people risk harming themselves (physically or in other ways) if they: smoked one or more packs of cigarettes per day?





Response	6	8	10	12	Total	
No risk	21.3	15.2	11.7	11.7	15.7	
Slight risk	8.1	8.0	6.7	6.0	7.3	
Moderate risk	15.5	19.6	14.2	14.0	16.0	
Great risk	55.1	57.2	67.4	68.4	61.0	
N of Valid	2365	1962	1714	1373	7414	
N of Miss	342	264	190	195	991	

Table 125: How much do you think people risk harming themselves (physically or in other ways) if they: try marijuana once or twice?





Response	6	8	10	12	Total	
No risk	25.5	28.7	45.7	52.0	35.9	
Slight risk	24.4	31.0	28.8	24.9	27.3	
Moderate risk	21.3	19.1	13.4	11.4	17.0	
Great risk	28.8	21.1	12.1	11.7	19.7	
N of Valid	2334	1952	1692	1363	7341	
N of Miss	373	274	212	205	1064	

Table 126: How much do you think people risk harming themselves (physically or in other ways) if they: smoke marijuana once or twice a week?





Response	6	8	10	12	Total	
No risk	24.1	23.1	31.2	37.8	28.0	
Slight risk	10.8	18.4	26.6	27.2	19.5	
Moderate risk	23.8	25.1	23.6	17.6	22.9	
Great risk	41.3	33.5	18.6	17.4	29.5	
N of Valid	2315	1940	1697	1359	7311	
N of Miss	392	286	207	209	1094	

Table 127: How much do you think people risk harming themselves (physically or in other ways) if they: take one or two drinks of an alcoholic beverage (beer, wine, liquor) nearly every day?





Response	6	8	10	12	Total	
No risk	22.6	16.5	13.8	13.7	17.3	
Slight risk	12.2	14.8	18.5	17.7	15.4	
Moderate risk	22.1	26.7	28.1	28.3	25.9	
Great risk	43.0	42.0	39.6	40.3	41.4	
N of Valid	2344	1954	1699	1363	7360	
N of Miss	363	272	205	205	1045	

Table 128: How much do you think people risk harming themselves (physically or in other ways) if they: have five or more drinks of an alcoholic beverage once or twice a weekend?





Response	6	8	10	12	Total	
No risk	21.5	15.8	12.9	12.8	16.4	
Slight risk	8.0	9.7	12.0	13.1	10.3	
Moderate risk	19.6	22.4	28.6	27.0	23.8	
Great risk	50.9	52.1	46.5	47.0	49.5	
N of Valid	2339	1949	1703	1365	7356	
N of Miss	368	277	201	203	1049	

Table 129: How much do you think people risk harming themselves (physically or in other ways) if they: use prescription drugs that are not prescribed to them?


Response	6	8	10	12	Total	
No risk	21.2	15.2	11.3	11.5	15.5	
Slight risk	5.4	7.3	7.2	6.5	6.5	
Moderate risk	14.4	19.5	19.2	19.2	17.7	
Great risk	59.0	58.0	62.3	62.9	60.2	
N of Valid	2336	1952	1700	1360	7348	
N of Miss	371	274	204	208	1057	

Table 130: How much do you think people risk harming themselves (physically or in other ways) if they: use non-prescription drugs to get high?


Response	6	8	10	12	Total	
No risk	21.7	15.4	11.8	11.1	15.8	
Slight risk	4.5	6.9	6.1	6.5	5.9	
Moderate risk	14.5	18.1	19.5	17.7	17.2	
Great risk	59.4	59.6	62.6	64.7	61.2	
N of Valid	2337	1950	1699	1364	7350	
N of Miss	370	276	205	204	1055	

Table 131: How much do you think people risk harming themselves (physically or in other ways) if they: use e-cigarettes, e-cigars, or e-hookahs?


Response	6	8	10	12	Total	
No risk	21.9	18.2	16.2	16.3	18.6	
Slight risk	8.9	16.9	22.8	21.3	16.5	
Moderate risk	18.9	24.5	26.6	25.8	23.5	
Great risk	50.4	40.4	34.4	36.5	41.5	
N of Valid	2326	1940	1694	1360	7320	
N of Miss	381	286	210	208	1085	

Table 132: Have you ever used smokeless tobacco (chew, snuff, plug, dipping tobacco, or chewing tobacco)?






Response	6	8	10	12	Total	
Never	97.8	96.4	95.4	93.3	96.0	
Once or Twice	1.8	2.9	3.0	3.3	2.6	
Once in a while but not regularly	0.3	0.5	0.8	1.6	0.7	
Regularly in the past	0.1	0.1	0.5	1.3	0.4	
Regularly now	0.0	0.1	0.2	0.4	0.2	
N of Valid	2311	1928	1673	1347	7259	
N of Miss	396	298	231	221	1146	

Table 133: How often have you used smokeless tobacco during the past 30 days?







Response	6	8	10	12	Total	
Not at all	99.3	98.7	98.0	97.3	98.5	
Once or twice	0.5	0.7	1.0	1.3	0.8	
Once or twice per week	0.1	0.3	0.5	0.2	0.3	
Three to five times per week	0.0	0.1	0.4	0.4	0.2	
About once a day	0.0	0.1	0.0	0.1	0.0	
More than once a day	0.1	0.2	0.1	0.7	0.2	
N of Valid	2330	1913	1676	1337	7256	
N of Miss	377	313	228	231	1149	

Table 134: Have you ever smoked cigarettes?






Response	6	8	10	12	Total	
Never	96.6	92.0	90.8	85.9	92.1	
Once or Twice	2.8	6.1	7.0	8.8	5.7	
Once in a while but not regularly	0.4	0.9	1.0	3.2	1.2	
Regularly in the past	0.2	0.6	0.8	1.3	0.7	
Regularly now	0.0	0.4	0.4	0.7	0.3	
N of Valid	2311	1908	1669	1338	7226	
N of Miss	396	318	235	230	1179	

Table 135: How frequently have you smoked cigarettes during the past 30 days?

Response	6	8	10	12	Total	
Not at all	99.4	98.2	97.9	96.9	98.3	
Less than one cigarette per day	0.3	0.8	1.3	1.6	0.9	
One to five cigarettes per day	0.0	0.5	0.2	1.0	0.3	
About one-half pack per day	0.2	0.2	0.2	0.2	0.2	
About one pack per day	0.0	0.1	0.1	0.0	0.1	
About one and one-half packs per day	0.0	0.1	0.2	0.0	0.1	
Two packs or more per day	0.0	0.1	0.1	0.2	0.1	
N of Valid	2330	1913	1671	1342	7256	
N of Miss	377	313	233	226	1149	

Table 136: Which statement best describes rules about smoking inside your home or your family cars?

Response	6	8	10	12	Total	
Smoking is not allowed anywhere inside your home or cars	62.9	62.0	65.1	69.4	64.4	
Smoking is allowed in some places and at some times or in some cars	8.2	8.9	9.5	7.9	8.7	
Smoking is allowed anywhere inside the home or cars	2.4	2.9	3.5	3.0	2.9	
There are no rules about smoking inside the home or cars	3.4	4.1	3.5	5.2	3.9	
I don't know	23.1	22.1	18.4	14.5	20.2	
N of Valid	2317	1912	1681	1349	7259	
N of Miss	390	314	223	219	1146	

Table 137: Have you ever used e-cigarettes, e-cigars, or e-hookahs (vaping)?

Response	6	8	10	12	Total	
Never	96.5	84.5	73.1	73.0	83.5	
Once or Twice	2.3	8.8	11.9	10.1	7.7	
Once in a while but not regularly	0.6	3.3	6.0	5.5	3.5	
Regularly in the past	0.3	2.0	4.7	5.1	2.7	
Regularly now	0.3	1.4	4.3	6.3	2.7	
N of Valid	2290	1894	1680	1340	7204	
N of Miss	417	332	224	228	1201	

Table 138: How frequently have you used e-cigarettes, e-cigars, or e-hookahs (vaping)?








Response	6	8	10	12	Total	
Not at all	98.5	93.0	85.6	83.1	91.2	
Less than 10 puffs per day	1.1	4.0	8.3	7.3	4.7	
10 to 50 puffs per day	0.3	1.6	3.7	6.1	2.5	
About one-half cartomiser per day	0.0	0.6	1.0	1.7	0.7	
About one cartomiser per day	0.0	0.3	0.8	1.4	0.5	
About one and one-half cartomisers per day	0.0	0.2	0.2	0.5	0.2	
Two cartomisers or more per day	0.1	0.3	0.4	0.1	0.2	
N of Valid	2267	1886	1670	1331	7154	
N of Miss	440	340	234	237	1251	

Table 139: During this school year, were you taught in any of your classes about the dangers of tobacco use?






Response	6	8	10	12	Total	
Never	31.7	37.0	38.3	49.1	37.9	
Rarely	13.5	16.7	20.2	19.5	17.0	
Sometimes	18.4	20.0	21.4	16.7	19.2	
Often	17.8	16.0	11.7	8.0	14.1	
Almost always	18.6	10.3	8.4	6.6	11.8	
N of Valid	2294	1899	1672	1341	7206	
N of Miss	413	327	232	227	1199	

Table 140: During the past 12 months, have you participated in any community activities to discourage people your age from using cigarettes, chewing tobacco, snuff, dip or cigars, e-cigarettes, e-cigars, or e-hookahs?






Response	6	8	10	12	Total	
Never	68.2	72.6	75.7	77.8	72.9	
Rarely	12.8	12.3	11.4	11.2	12.1	
Sometimes	9.0	9.0	7.1	5.9	8.0	
Often	5.0	4.2	3.7	2.7	4.0	
Almost always	5.0	2.0	2.1	2.3	3.0	
N of Valid	2277	1891	1673	1328	7169	
N of Miss	430	335	231	240	1236	

Table 141: Think back over the last two weeks. How many times have you had five or more alcoholic drinks in a row?


Response	6	8	10	12	Total	
None	98.5	95.2	90.7	88.2	93.9	
Once	0.8	2.4	5.0	5.1	3.0	
Twice	0.5	1.0	2.5	2.8	1.5	
3-5 times	0.0	1.0	1.1	2.8	1.0	
6-9 times	0.0	0.3	0.2	0.5	0.2	
10 or more times	0.1	0.2	0.4	0.6	0.3	
N of Valid	2252	1870	1653	1306	7081	
N of Miss	455	356	251	262	1324	

Table 142: During the past 30 days, how many times did you ride in a car or other vehicle driven by someone who had been drinking alcohol or using drugs to get high?


Response	6	8	10	12	Total	
0 times	89.7	85.4	82.6	80.4	85.2	
1 time	5.5	5.8	6.9	8.0	6.4	
2 or 3 times	2.5	4.6	5.7	6.1	4.5	
4 or 5 times	0.8	1.4	1.6	1.7	1.3	
6 or more times	1.6	2.8	3.2	3.8	2.7	
N of Valid	2252	1874	1656	1319	7101	
N of Miss	455	352	248	249	1304	

Table 143: During the past 30 days, how many times did you drive a car or other vehicle when you had been drinking alcohol or using drugs to get high?

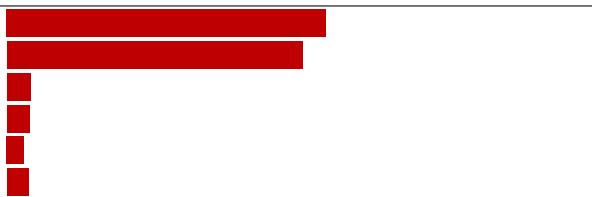
Response	6	8	10	12	Total	
I did not drive a car in the past 30 days	51.4	57.6	51.2	36.3	50.2	
0 times	47.2	40.0	45.7	54.1	46.3	
1 time	0.6	0.9	0.9	3.4	1.3	
2 or 3 times	0.4	0.7	1.2	2.9	1.1	
4 or 5 times	0.1	0.2	0.2	0.6	0.2	
6 or more times	0.4	0.5	0.7	2.7	0.9	
N of Valid	2202	1850	1642	1320	7014	
N of Miss	505	376	262	248	1391	

Table 144: If you drank alcohol (not just a sip or taste) in the past year, where did you usually drink it?

Response	6	8	10	12	Total	
I did not drink alcohol in the past year	94.8	87.0	72.1	66.0	82.0	
At my home	2.9	6.9	11.7	11.0	7.5	
At someone else's home	0.9	4.2	13.1	18.3	7.9	
At an open area like a park, beach, field, back road, woods, or a street corner	0.5	0.6	0.7	0.8	0.6	
At a sporting event or concert	0.1	0.3	0.2	0.5	0.2	
At a restaurant, bar, or a nightclub	0.4	0.3	0.5	0.8	0.5	
At an empty building or a construction site	0.2	0.3	0.2	0.1	0.2	
At a hotel/motel	0.1	0.1	0.9	1.9	0.6	
An a car	0.0	0.1	0.4	0.3	0.2	
At school	0.0	0.3	0.3	0.4	0.2	
N of Valid	2214	1843	1646	1311	7014	
N of Miss	493	383	258	257	1391	

Table 145: How do you feel about someone your age having one or two drinks of an alcoholic beverage nearly every day?

Response	6	8	10	12	Total	
Neither approve nor disapprove	22.4	26.5	30.7	32.0	27.2	
Somewhat disapprove	6.2	14.3	17.9	16.8	13.0	
Strongly disapprove	53.6	43.7	38.6	37.6	44.5	
Don't know or can't say	17.8	15.5	12.7	13.6	15.2	
N of Valid	2231	1870	1663	1319	7083	
N of Miss	476	356	241	249	1322	

Table 146: On how many occasions have you had alcoholic beverages (beer, wine or hard liquor) to drink in your lifetime - more than just a few sips?

Response	6	8	10	12	Total	
0	93.4	83.1	66.9	62.7	78.8	
1-2	4.7	9.0	13.9	12.0	9.3	
3-5	1.1	4.3	9.0	7.9	5.1	
6-9	0.4	1.0	3.5	4.3	2.0	
10+	0.4	2.5	6.8	13.3	4.9	
N of Valid	2236	1863	1646	1312	7057	
N of Miss	471	363	258	256	1348	

Table 147: On how many occasions have you drunk one of more drinks of an alcoholic beverage during the past 30 days?






Response	6	8	10	12	Total	
0	99.1	95.3	86.6	82.1	92.0	
1-2	0.8	3.3	8.9	11.6	5.4	
3-5	0.0	1.0	3.0	3.4	1.6	
6-9	0.0	0.3	0.9	1.2	0.5	
10+	0.0	0.2	0.5	1.8	0.5	
N of Valid	2225	1855	1643	1310	7033	
N of Miss	482	371	261	258	1372	

Table 148: On how many occasions have you used marijuana (grass, pot) or hashish (hash, hash oil) in your lifetime?






Response	6	8	10	12	Total	
0	98.4	91.0	74.6	66.6	85.0	
1-2	1.0	3.6	8.9	7.3	4.7	
3-5	0.1	1.5	5.2	5.7	2.7	
6-9	0.0	1.3	2.6	3.6	1.6	
10+	0.4	2.5	8.7	16.9	6.0	
N of Valid	2229	1853	1637	1304	7023	
N of Miss	478	373	267	264	1382	

Table 149: On how many occasions have you used marijuana (grass, pot) or hashish (hash, hash oil) during the past 30 days?






Response	6	8	10	12	Total	
0	99.5	96.3	87.9	79.0	92.1	
1-2	0.3	1.5	5.2	8.4	3.3	
3-5	0.1	1.1	2.6	3.1	1.5	
6-9	0.0	0.2	0.9	2.1	0.7	
10+	0.1	0.9	3.3	7.3	2.4	
N of Valid	2218	1845	1633	1309	7005	
N of Miss	489	381	271	259	1400	

Table 150: On how many occasions have you used LSD or other psychedelics in your lifetime?


Response	6	8	10	12	Total	
0	99.8	99.4	98.3	95.9	98.6	
1-2	0.1	0.5	1.5	2.1	0.9	
3-5	0.0	0.1	0.1	1.1	0.2	
6-9	0.0	0.0	0.1	0.5	0.1	
10+	0.0	0.1	0.1	0.3	0.1	
N of Valid	2210	1848	1640	1308	7006	
N of Miss	497	378	264	260	1399	

Table 151: On how many occasions have you used LSD or other psychedelics during the past 30 days?


Response	6	8	10	12	Total	
0	99.8	99.8	99.5	99.2	99.6	
1-2	0.1	0.2	0.4	0.5	0.3	
3-5	0.0	0.0	0.0	0.2	0.0	
6-9	0.0	0.0	0.0	0.0	0.0	
10+	0.1	0.0	0.1	0.2	0.1	
N of Valid	2202	1838	1640	1308	6988	
N of Miss	505	388	264	260	1417	

Table 152: On how many occasions have you used cocaine or crack in your lifetime?


Response	6	8	10	12	Total	
0	99.6	99.5	99.3	98.1	99.2	
1-2	0.2	0.4	0.4	1.1	0.5	
3-5	0.0	0.1	0.2	0.4	0.1	
6-9	0.0	0.0	0.0	0.1	0.0	
10+	0.1	0.0	0.2	0.4	0.2	
N of Valid	2216	1844	1640	1307	7007	
N of Miss	491	382	264	261	1398	

Table 153: On how many occasions have you used cocaine or crack during the past 30 days?






Response	6	8	10	12	Total	
0	99.6	99.9	99.8	99.5	99.7	
1-2	0.1	0.0	0.0	0.3	0.1	
3-5	0.0	0.1	0.1	0.0	0.1	
6-9	0.1	0.0	0.0	0.0	0.0	
10+	0.1	0.0	0.1	0.2	0.1	
N of Valid	2202	1839	1638	1307	6986	
N of Miss	505	387	266	261	1419	

Table 154: On how many occasions have you sniffed glue, breathed the contents of an aerosol spray can, or inhaled other gases or sprays, in order to get high in your lifetime?






Response	6	8	10	12	Total	
0	96.5	93.9	96.1	97.3	95.9	
1-2	2.3	3.7	2.3	1.8	2.6	
3-5	0.5	1.2	0.8	0.4	0.7	
6-9	0.3	0.2	0.2	0.2	0.2	
10+	0.4	0.9	0.7	0.3	0.6	
N of Valid	2210	1848	1640	1304	7002	
N of Miss	497	378	264	264	1403	

Table 155: On how many occasions have you sniffed glue, breathed the contents of an aerosol spray can, or inhaled other gases or sprays, in order to get high during the past 30 days?






Response	6	8	10	12	Total	
0	98.2	98.1	98.8	99.5	98.6	
1-2	1.0	1.3	0.5	0.3	0.8	
3-5	0.4	0.5	0.3	0.1	0.3	
6-9	0.0	0.1	0.1	0.0	0.0	
10+	0.3	0.1	0.4	0.1	0.2	
N of Valid	2194	1841	1630	1302	6967	
N of Miss	513	385	274	266	1438	

Table 156: On how many occasions have you used Pegaramide (peg, Peggy, etc.) in your lifetime?

Response	6	8	10	12	Total	
0	100.0	100.0	100.0	100.0	100.0	
1-2	0.0	0.0	0.0	0.0	0.0	
3-5	0.0	0.0	0.0	0.0	0.0	
6-9	0.0	0.0	0.0	0.0	0.0	
10+	0.0	0.0	0.0	0.0	0.0	
N of Valid	2189	1839	1639	1304	6971	
N of Miss	518	387	265	264	1434	

Table 157: On how many occasions have you used Pegaramide (peg, Peggy, etc.) during the past 30 days?

Response	6	8	10	12	Total	
0	100.0	100.0	100.0	100.0	100.0	
1-2	0.0	0.0	0.0	0.0	0.0	
3-5	0.0	0.0	0.0	0.0	0.0	
6-9	0.0	0.0	0.0	0.0	0.0	
10+	0.0	0.0	0.0	0.0	0.0	
N of Valid	2182	1837	1637	1301	6957	
N of Miss	525	389	267	267	1448	

Table 158: On how many occasions have you used synthetic marijuana (K2, spice) in your lifetime?

Response	6	8	10	12	Total	
0	99.5	98.8	98.7	98.4	98.9	
1-2	0.4	0.7	0.9	1.1	0.7	
3-5	0.1	0.3	0.1	0.2	0.2	
6-9	0.0	0.0	0.0	0.2	0.0	
10+	0.1	0.2	0.4	0.2	0.2	
N of Valid	2204	1845	1634	1304	6987	
N of Miss	503	381	270	264	1418	

Table 159: On how many occasions have you used synthetic marijuana (K2, spice) during the past 30 days?


Response	6	8	10	12	Total	
0	99.7	99.5	99.3	99.7	99.6	
1-2	0.2	0.1	0.3	0.1	0.2	
3-5	0.0	0.1	0.2	0.1	0.1	
6-9	0.0	0.1	0.1	0.0	0.0	
10+	0.0	0.2	0.1	0.2	0.1	
N of Valid	2194	1834	1636	1302	6966	
N of Miss	513	392	268	266	1439	

Table 160: On how many occasions have you used methamphetamines (meth, speed, crank, crystal meth) in your lifetime?


Response	6	8	10	12	Total	
0	99.7	99.8	99.5	99.1	99.5	
1-2	0.1	0.1	0.2	0.5	0.2	
3-5	0.0	0.1	0.1	0.2	0.1	
6-9	0.0	0.0	0.1	0.2	0.1	
10+	0.1	0.1	0.2	0.1	0.1	
N of Valid	2201	1840	1638	1303	6982	
N of Miss	506	386	266	265	1423	

Table 161: On how many occasions have you used methamphetamines (meth, speed, crank, crystal meth) in the past 30 days?


Response	6	8	10	12	Total	
0	99.7	99.8	99.7	99.5	99.7	
1-2	0.2	0.0	0.2	0.2	0.1	
3-5	0.0	0.0	0.1	0.1	0.0	
6-9	0.0	0.0	0.0	0.2	0.0	
10+	0.0	0.2	0.1	0.1	0.1	
N of Valid	2188	1833	1631	1297	6949	
N of Miss	519	393	273	271	1456	

Table 162: On how many occasions have you used other chemical products (bath salts, plant food, etc.) in your lifetime?






Response	6	8	10	12	Total	
0	96.2	97.7	99.1	99.5	97.9	
1-2	1.7	1.4	0.7	0.2	1.1	
3-5	0.8	0.3	0.1	0.2	0.4	
6-9	0.3	0.1	0.0	0.1	0.1	
10+	1.0	0.7	0.1	0.0	0.5	
N of Valid	2190	1836	1636	1299	6961	
N of Miss	517	390	268	269	1444	

Table 163: On how many occasions have you used other chemical products (bath salts, plant food, etc.) during the past 30 days?






Response	6	8	10	12	Total	
0	98.3	98.9	99.6	100.0	99.1	
1-2	1.1	0.5	0.2	0.0	0.5	
3-5	0.2	0.2	0.1	0.0	0.1	
6-9	0.3	0.1	0.0	0.0	0.1	
10+	0.1	0.3	0.1	0.0	0.1	
N of Valid	2177	1829	1630	1300	6936	
N of Miss	530	397	274	268	1469	

Table 164: On how many occasions have you used heroin or other opiates in your lifetime?






Response	6	8	10	12	Total	
0	99.6	99.8	99.2	98.8	99.4	
1-2	0.3	0.1	0.5	0.5	0.3	
3-5	0.0	0.1	0.1	0.4	0.1	
6-9	0.0	0.1	0.1	0.0	0.0	
10+	0.0	0.0	0.1	0.3	0.1	
N of Valid	2179	1835	1632	1301	6947	
N of Miss	528	391	272	267	1458	

Table 165: On how many occasions have you used heroin or other opiates during the past 30 days?


Response	6	8	10	12	Total	
0	99.9	99.9	99.6	99.3	99.7	
1-2	0.1	0.1	0.3	0.5	0.2	
3-5	0.0	0.1	0.1	0.2	0.1	
6-9	0.0	0.0	0.0	0.0	0.0	
10+	0.0	0.0	0.0	0.1	0.0	
N of Valid	2161	1816	1606	1293	6876	
N of Miss	546	410	298	275	1529	

Table 166: On how many occasions have you used MDMA ('X', 'E', or ecstasy) in your lifetime?


Response	6	8	10	12	Total	
0	99.8	99.5	99.0	97.6	99.1	
1-2	0.1	0.4	0.8	1.1	0.5	
3-5	0.0	0.1	0.1	0.8	0.2	
6-9	0.0	0.0	0.0	0.2	0.0	
10+	0.0	0.1	0.2	0.3	0.1	
N of Valid	2162	1819	1629	1298	6908	
N of Miss	545	407	275	270	1497	

Table 167: On how many occasions have you used MDMA ('X', 'E', or ecstasy) during the past 30 days?


Response	6	8	10	12	Total	
0	99.9	99.6	99.8	99.5	99.7	
1-2	0.1	0.3	0.1	0.1	0.1	
3-5	0.0	0.1	0.1	0.2	0.1	
6-9	0.0	0.0	0.0	0.2	0.0	
10+	0.0	0.1	0.1	0.2	0.1	
N of Valid	2155	1816	1626	1295	6892	
N of Miss	552	410	278	273	1513	

Table 168: On how many occasions have you taken prescription drugs (such as Valium, Xanax, Ritalin, Adderall, OxyContin, Tramadol, or sleeping pills) not prescribed to you in your lifetime?

Response	6	8	10	12	Total	
0	97.3	95.0	94.4	92.4	95.1	
1-2	1.3	2.1	2.4	3.0	2.1	
3-5	0.4	1.0	1.0	1.6	1.0	
6-9	0.3	0.3	0.4	0.5	0.4	
10+	0.6	1.5	1.7	2.4	1.5	
N of Valid	2181	1834	1634	1297	6946	
N of Miss	526	392	270	271	1459	

Table 169: On how many occasions have you taken prescription drugs (such as Valium, Xanax, Ritalin, Adderall, OxyContin, Tramadol, or sleeping pills) not prescribed to you during the past 30 days?

Response	6	8	10	12	Total	
0	98.3	97.2	97.4	97.2	97.6	
1-2	1.3	1.5	1.3	1.6	1.4	
3-5	0.1	0.8	0.4	0.5	0.4	
6-9	0.1	0.1	0.1	0.2	0.1	
10+	0.1	0.5	0.8	0.4	0.4	
N of Valid	2172	1829	1635	1299	6935	
N of Miss	535	397	269	269	1470	

Table 170: On how many occasions have you taken non-prescription medicines such as diet pills (for example, Dietac, Dexatrim or Prolamine), stay-awake pills (for example No-Doz, Vivarin, or Wake), or cough or cold medicines (robos, DXM, etc.) to get high in your lifetime?

Response	6	8	10	12	Total	
0	99.0	97.7	97.2	97.2	97.9	
1-2	0.6	1.2	1.3	0.9	1.0	
3-5	0.1	0.4	0.4	0.9	0.4	
6-9	0.0	0.3	0.4	0.2	0.2	
10+	0.2	0.5	0.7	0.7	0.5	
N of Valid	2178	1830	1635	1296	6939	
N of Miss	529	396	269	272	1466	

Table 171: On how many occasions have you taken non-prescription medicines such as diet pills (for example, Dietac, Dexatrim or Prolamine), stay-awake pills (for example No-Doz, Vivarin, or Wake), or cough or cold medicines (robos, DXM, etc.) to get high during the past 30 days?






Response	6	8	10	12	Total	
0	99.4	99.1	98.7	98.9	99.1	
1-2	0.4	0.4	0.7	0.4	0.5	
3-5	0.0	0.2	0.3	0.5	0.2	
6-9	0.0	0.2	0.1	0.1	0.1	
10+	0.0	0.1	0.2	0.1	0.1	
N of Valid	2173	1828	1630	1299	6930	
N of Miss	534	398	274	269	1475	

Table 172: On how many occasions have you been drunk or very high from drinking alcoholic beverages during the past 30 days?






Response	6	8	10	12	Total	
0	99.6	97.2	92.6	88.2	95.2	
1-2	0.3	1.6	4.7	6.3	2.8	
3-5	0.1	0.7	1.4	2.9	1.1	
6-9	0.0	0.3	0.6	0.9	0.4	
10+	0.0	0.2	0.7	1.7	0.5	
N of Valid	2173	1829	1629	1295	6926	
N of Miss	534	397	275	273	1479	

Table 173: On how many occasions have you drunk flavored alcoholic beverages, sometimes called 'alcopops' (like Mike's Hard Lemonade, Smirnoff Ice, Bacardi Breezers, etc.) in your lifetime?






Response	6	8	10	12	Total	
0	97.9	92.6	83.4	78.6	89.5	
1-2	1.7	4.3	6.6	5.9	4.3	
3-5	0.3	1.4	4.9	5.2	2.6	
6-9	0.0	0.7	1.8	3.6	1.3	
10+	0.1	1.1	3.3	6.7	2.3	
N of Valid	2173	1833	1632	1300	6938	
N of Miss	534	393	272	268	1467	

Table 174: On how many occasions have you drunk flavored alcoholic beverages, sometimes called 'alcopops' (like Mike's Hard Lemonade, Smirnoff Ice, Bacardi Breezers, etc.) during the past 30 days?






Response	6	8	10	12	Total	
0	99.2	96.9	93.1	89.5	95.3	
1-2	0.6	1.9	4.5	6.3	2.9	
3-5	0.1	0.5	1.3	2.5	1.0	
6-9	0.1	0.4	0.6	0.9	0.4	
10+	0.0	0.3	0.5	0.8	0.3	
N of Valid	2166	1827	1633	1300	6926	
N of Miss	541	399	271	268	1479	

Table 175: If you smoked cigarettes (not just a puff or drag) in the past year, how did you usually get them?













Response	6	8	10	12	Total	
I did not smoke cigarettes in the past year	95.7	94.8	93.6	91.0	94.1	
I bought them myself with a fake ID	0.2	0.1	0.3	0.2	0.2	
I bought them myself without a fake ID	0.0	0.1	0.1	0.8	0.2	
I got them from someone I know age 18 or older	0.3	0.7	1.1	3.3	1.2	
I got them from someone I know under age 18	0.2	0.8	1.1	0.5	0.6	
I got them from my brother or sister	0.1	0.2	0.3	0.3	0.2	
I got them from home with my parents' permission	0.2	0.0	0.3	0.5	0.2	
I got them from home without my parents' permission	0.2	0.8	0.7	0.1	0.5	
I got them from another relative	0.0	0.2	0.5	0.2	0.2	
A stranger bought them for me	0.1	0.1	0.2	0.2	0.2	
I took them from a store or shop	0.2	0.1	0.1	0.1	0.1	
Other	2.6	2.2	1.9	2.7	2.3	
N of Valid	2111	1787	1597	1279	6774	
N of Miss	596	439	307	289	1631	

Table 176: If you used e-cigarettes, e-cigars, or e-hookahs (not just a puff or drag) in the past year, how did you usually get them? - I did not use e-cigarettes, e-cigars, or e-hookahs in the past year



Response	6	8	10	12	Total	
No	2.2	8.1	17.7	19.1	10.7	
Yes	97.8	91.9	82.3	80.9	89.3	
N of Valid	2067	1770	1591	1276	6704	
N of Miss	0	0	0	0	0	

Table 177: If you used e-cigarettes, e-cigars, or e-hookahs (not just a puff or drag) in the past year, how did you usually get them? - I bought them in a store such as a convenience store, supermarket, discount store, or gas station



Response	6	8	10	12	Total	
No	99.4	99.5	99.2	97.0	98.9	
Yes	0.6	0.5	0.8	3.0	1.1	
N of Valid	2067	1770	1591	1276	6704	
N of Miss	0	0	0	0	0	

Table 178: If you used e-cigarettes, e-cigars, or e-hookahs (not just a puff or drag) in the past year, how did you usually get them? - I got them on the Internet



Response	6	8	10	12	Total	
No	99.8	99.4	99.2	99.0	99.4	
Yes	0.2	0.6	0.8	1.0	0.6	
N of Valid	2067	1770	1591	1276	6704	
N of Miss	0	0	0	0	0	

Table 179: If you used e-cigarettes, e-cigars, or e-hookahs (not just a puff or drag) in the past year, how did you usually get them? - I got them at a store that sells electronic cigarettes, such as a "vape shop"



Response	6	8	10	12	Total	
No	99.7	99.8	98.5	97.6	99.0	
Yes	0.3	0.2	1.5	2.4	1.0	
N of Valid	2067	1770	1591	1276	6704	
N of Miss	0	0	0	0	0	

Table 180: If you used e-cigarettes, e-cigars, or e-hookahs (not just a puff or drag) in the past year, how did you usually get them? - I got them from a family member



Response	6	8	10	12	Total	
No	99.3	97.5	96.9	97.3	97.9	
Yes	0.7	2.5	3.1	2.7	2.1	
N of Valid	2067	1770	1591	1276	6704	
N of Miss	0	0	0	0	0	

Table 181: If you used e-cigarettes, e-cigars, or e-hookahs (not just a puff or drag) in the past year, how did you usually get them? - I got them from a friend



Response	6	8	10	12	Total	
No	99.3	95.0	87.1	87.5	93.0	
Yes	0.7	5.0	12.9	12.5	7.0	
N of Valid	2067	1770	1591	1276	6704	
N of Miss	0	0	0	0	0	

Table 182: If you used e-cigarettes, e-cigars, or e-hookahs (not just a puff or drag) in the past year, how did you usually get them? - A stranger got them for me



Response	6	8	10	12	Total	
No	99.7	99.5	98.7	99.3	99.3	
Yes	0.3	0.5	1.3	0.7	0.7	
N of Valid	2067	1770	1591	1276	6704	
N of Miss	0	0	0	0	0	

Table 183: If you used e-cigarettes, e-cigars, or e-hookahs (not just a puff or drag) in the past year, how did you usually get them? - I took them from a store or shop



Response	6	8	10	12	Total	
No	99.9	99.8	99.4	99.7	99.7	
Yes	0.1	0.2	0.6	0.3	0.3	
N of Valid	2067	1770	1591	1276	6704	
N of Miss	0	0	0	0	0	

Table 184: If you used e-cigarettes, e-cigars, or e-hookahs (not just a puff or drag) in the past year, how did you usually get them? - I got them some other way



Response	6	8	10	12	Total	
No	99.2	98.8	97.6	97.6	98.4	
Yes	0.8	1.2	2.4	2.4	1.6	
N of Valid	2067	1770	1591	1276	6704	
N of Miss	0	0	0	0	0	

Table 185: If you used marijuana (grass, pot) (not just a puff or drag) in the past year, how did you usually get it? - I did not use marijuana (grass, pot) in the past year



Response	6	8	10	12	Total	
No	3.4	9.1	23.9	31.6	15.1	
Yes	96.6	90.9	76.1	68.4	84.9	
N of Valid	2059	1764	1588	1271	6682	
N of Miss	0	0	0	0	0	

Table 186: If you used marijuana (grass, pot) (not just a puff or drag) in the past year, how did you usually get it? - I bought it myself



Response	6	8	10	12	Total	
No	99.7	96.9	91.8	85.9	94.4	
Yes	0.3	3.1	8.2	14.1	5.6	
N of Valid	2059	1764	1588	1271	6682	
N of Miss	0	0	0	0	0	

Table 187: If you used marijuana (grass, pot) (not just a puff or drag) in the past year, how did you usually get it? - I got it from someone at school



Response	6	8	10	12	Total	
No	99.6	98.4	94.4	95.4	97.2	
Yes	0.4	1.6	5.6	4.6	2.8	
N of Valid	2059	1764	1588	1271	6682	
N of Miss	0	0	0	0	0	

Table 188: If you used marijuana (grass, pot) (not just a puff or drag) in the past year, how did you usually get it? - I got it from someone with a medical marijuana card



Response	6	8	10	12	Total	
No	99.6	99.7	99.4	98.4	99.4	
Yes	0.4	0.3	0.6	1.6	0.6	
N of Valid	2059	1764	1588	1271	6682	
N of Miss	0	0	0	0	0	

Table 189: If you used marijuana (grass, pot) (not just a puff or drag) in the past year, how did you usually get it? - I got it from my brother or sister



Response	6	8	10	12	Total	
No	99.5	98.6	97.0	97.8	98.4	
Yes	0.5	1.4	3.0	2.2	1.6	
N of Valid	2059	1764	1588	1271	6682	
N of Miss	0	0	0	0	0	

Table 190: If you used marijuana (grass, pot) (not just a puff or drag) in the past year, how did you usually get it? - I got it from another relative



Response	6	8	10	12	Total	
No	99.6	98.5	96.6	97.2	98.1	
Yes	0.4	1.5	3.4	2.8	1.9	
N of Valid	2059	1764	1588	1271	6682	
N of Miss	0	0	0	0	0	

Table 191: If you used marijuana (grass, pot) (not just a puff or drag) in the past year, how did you usually get it? - Other



Response	6	8	10	12	Total	
No	97.6	96.3	89.4	87.7	93.4	
Yes	2.4	3.7	10.6	12.3	6.6	
N of Valid	2059	1764	1588	1271	6682	
N of Miss	0	0	0	0	0	

Table 192: If you drank alcohol (not just a sip or taste) in the past year, how did you usually get it?













Response	6	8	10	12	Total	
I did not drink alcohol in the past year	95.1	87.7	74.2	68.3	83.1	
I bought it myself with a fake ID	0.1	0.2	0.3	0.4	0.2	
I bought it myself without a fake ID	0.0	0.0	0.3	1.0	0.3	
I got it from someone I know age 21 or older	0.4	1.7	5.3	10.1	3.8	
I got it from someone I know under age 21	0.3	1.0	4.2	4.8	2.2	
I got it from my brother or sister	0.2	0.5	1.6	1.7	0.9	
I got it from home with my parents' permission	1.0	2.4	3.5	3.7	2.5	
I got it from home without my parents' permission	0.4	2.5	2.8	1.6	1.8	
I got it from another relative	0.2	1.4	2.1	1.6	1.2	
A stranger bought it for me	0.2	0.1	0.5	0.6	0.3	
I took it from a store or shop	0.0	0.1	0.1	0.2	0.1	
Other	1.9	2.5	5.2	6.1	3.6	
N of Valid	2071	1759	1585	1262	6677	
N of Miss	636	467	319	306	1728	

Table 193: If you used prescription drugs or over the counter drugs without a doctor telling you to use it or for the purpose of getting high, where did you get these drugs? - Did not use



Response	6	8	10	12	Total	
No	1.6	3.0	4.2	5.7	3.4	
Yes	98.4	97.0	95.8	94.3	96.6	
N of Valid	2070	1760	1582	1272	6684	
N of Miss	0	0	0	0	0	

Table 194: If you used prescription drugs or over the counter drugs without a doctor telling you to use it or for the purpose of getting high, where did you get these drugs? -
Bought or took from store or shop



Response	6	8	10	12	Total	
No	99.8	99.3	99.3	99.6	99.5	
Yes	0.2	0.7	0.7	0.4	0.5	
N of Valid	2070	1760	1582	1272	6684	
N of Miss	0	0	0	0	0	

Table 195: If you used prescription drugs or over the counter drugs without a doctor telling you to use it or for the purpose of getting high, where did you get these drugs? -
Got from parents with permission



Response	6	8	10	12	Total	
No	99.4	99.4	99.4	99.1	99.3	
Yes	0.6	0.6	0.6	0.9	0.7	
N of Valid	2070	1760	1582	1272	6684	
N of Miss	0	0	0	0	0	

Table 196: If you used prescription drugs or over the counter drugs without a doctor telling you to use it or for the purpose of getting high, where did you get these drugs? -
Got from home without permission



Response	6	8	10	12	Total	
No	99.9	99.4	99.1	98.4	99.3	
Yes	0.1	0.6	0.9	1.6	0.7	
N of Valid	2070	1760	1582	1272	6684	
N of Miss	0	0	0	0	0	

Table 197: If you used prescription drugs or over the counter drugs without a doctor telling you to use it or for the purpose of getting high, where did you get these drugs? -
Got from relative with permission



Response	6	8	10	12	Total	
No	99.8	99.7	99.5	99.6	99.7	
Yes	0.2	0.3	0.5	0.4	0.3	
N of Valid	2070	1760	1582	1272	6684	
N of Miss	0	0	0	0	0	

Table 198: If you used prescription drugs or over the counter drugs without a doctor telling you to use it or for the purpose of getting high, where did you get these drugs? -
Got from relative without permission



Response	6	8	10	12	Total	
No	100.0	99.6	99.7	99.3	99.7	
Yes	0.0	0.4	0.3	0.7	0.3	
N of Valid	2070	1760	1582	1272	6684	
N of Miss	0	0	0	0	0	

Table 199: If you used prescription drugs or over the counter drugs without a doctor telling you to use it or for the purpose of getting high, where did you get these drugs? -
Got from friend's home with permission



Response	6	8	10	12	Total	
No	99.8	99.4	99.4	99.2	99.5	
Yes	0.2	0.6	0.6	0.8	0.5	
N of Valid	2070	1760	1582	1272	6684	
N of Miss	0	0	0	0	0	

Table 200: If you used prescription drugs or over the counter drugs without a doctor telling you to use it or for the purpose of getting high, where did you get these drugs? -
Got from friend's home without permission



Response	6	8	10	12	Total	
No	99.8	99.7	99.5	99.4	99.6	
Yes	0.2	0.3	0.5	0.6	0.4	
N of Valid	2070	1760	1582	1272	6684	
N of Miss	0	0	0	0	0	

Table 201: If you used prescription drugs or over the counter drugs without a doctor telling you to use it or for the purpose of getting high, where did you get these drugs? -
Got from friend at school



Response	6	8	10	12	Total	
No	99.9	99.8	99.4	98.8	99.5	
Yes	0.1	0.2	0.6	1.2	0.5	
N of Valid	2070	1760	1582	1272	6684	
N of Miss	0	0	0	0	0	

Table 202: If you used prescription drugs or over the counter drugs without a doctor telling you to use it or for the purpose of getting high, where did you get these drugs? -
Got from friend at party



Response	6	8	10	12	Total	
No	99.8	99.4	99.6	99.6	99.6	
Yes	0.2	0.6	0.4	0.4	0.4	
N of Valid	2070	1760	1582	1272	6684	
N of Miss	0	0	0	0	0	

Table 203: If you used prescription drugs or over the counter drugs without a doctor telling you to use it or for the purpose of getting high, where did you get these drugs? -
Got from friend, elsewhere



Response	6	8	10	12	Total	
No	100.0	99.3	98.9	98.3	99.2	
Yes	0.0	0.7	1.1	1.7	0.8	
N of Valid	2070	1760	1582	1272	6684	
N of Miss	0	0	0	0	0	

Table 204: If you used prescription drugs or over the counter drugs without a doctor telling you to use it or for the purpose of getting high, where did you get these drugs? -
Got from internet sale



Response	6	8	10	12	Total	
No	99.7	99.9	99.8	99.7	99.8	
Yes	0.3	0.1	0.2	0.3	0.2	
N of Valid	2070	1760	1582	1272	6684	
N of Miss	0	0	0	0	0	

Table 205: During the last month, about how many marijuana cigarettes, or the equivalent, did you smoke a day, on the average?


Response	6	8	10	12	Total	
None	98.7	96.0	89.8	84.4	93.2	
Less than 1 a day	0.5	1.8	4.6	7.5	3.2	
1 a day	0.1	0.6	2.2	2.6	1.2	
2-3 a day	0.2	0.9	2.2	2.8	1.4	
4-6 a day	0.2	0.3	0.6	0.9	0.5	
7-10 a day	0.0	0.1	0.3	0.5	0.2	
11 or more a day	0.1	0.3	0.4	1.2	0.5	
N of Valid	2054	1763	1575	1266	6658	
N of Miss	653	463	329	302	1747	

Table 206: How wrong do your friends feel it would be for YOU to: have one or two drinks of an alcoholic beverage nearly every day?


Response	6	8	10	12	Total	
Very wrong	83.0	67.4	58.4	56.5	68.1	
Wrong	11.8	20.7	23.0	22.8	18.9	
A little bit wrong	3.2	7.6	11.5	13.1	8.2	
Not at all wrong	2.0	4.3	7.1	7.6	4.9	
N of Valid	2105	1788	1607	1282	6782	
N of Miss	602	438	297	286	1623	

Table 207: How wrong do your friends feel it would be for YOU to: smoke tobacco?


Response	6	8	10	12	Total	
Very wrong	86.4	73.5	69.5	68.2	75.6	
Wrong	9.6	17.8	19.1	18.7	15.7	
A little bit wrong	2.1	5.4	7.8	7.0	5.3	
Not at all wrong	1.9	3.3	3.7	6.2	3.5	
N of Valid	2105	1772	1601	1280	6758	
N of Miss	602	454	303	288	1647	

Table 208: How wrong do your friends feel it would be for YOU to: smoke marijuana?





Response	6	8	10	12	Total	
Very wrong	86.3	65.5	39.1	36.3	60.2	
Wrong	7.9	15.2	17.7	13.1	13.1	
A little bit wrong	3.0	10.2	20.2	20.3	12.2	
Not at all wrong	2.8	9.1	23.0	30.3	14.4	
N of Valid	2097	1773	1596	1278	6744	
N of Miss	610	453	308	290	1661	

Table 209: How wrong do your friends feel it would be for YOU to: use prescription drugs not prescribed to you?





Response	6	8	10	12	Total	
Very wrong	87.8	75.4	73.0	73.8	78.4	
Wrong	7.9	16.6	17.0	15.5	13.8	
A little bit wrong	2.2	5.0	6.9	7.6	5.1	
Not at all wrong	2.2	3.0	3.1	3.1	2.8	
N of Valid	2082	1767	1598	1280	6727	
N of Miss	625	459	306	288	1678	

Table 210: How wrong would most adults (over 21) in your neighborhood think it is for kids your age: to use marijuana?





Response	6	8	10	12	Total	
Very wrong	89.0	74.6	58.8	55.8	71.7	
Wrong	6.8	15.1	20.0	19.8	14.6	
A little bit wrong	2.5	6.8	14.0	13.5	8.5	
Not at all wrong	1.7	3.5	7.2	10.8	5.2	
N of Valid	2063	1755	1588	1272	6678	
N of Miss	644	471	316	296	1727	

Table 211: How wrong would most adults (over 21) in your neighborhood think it is for kids your age: to drink alcohol?





Response	6	8	10	12	Total	
Very wrong	85.7	73.4	62.8	58.7	71.9	
Wrong	8.4	16.7	21.2	21.2	16.1	
A little bit wrong	4.0	6.7	11.5	12.5	8.1	
Not at all wrong	1.9	3.2	4.5	7.6	3.9	
N of Valid	2045	1746	1580	1268	6639	
N of Miss	662	480	324	300	1766	

Table 212: How wrong would most adults (over 21) in your neighborhood think it is for kids your age: to smoke cigarettes?





Response	6	8	10	12	Total	
Very wrong	86.1	78.2	73.4	71.3	78.2	
Wrong	8.6	14.2	17.5	17.3	13.9	
A little bit wrong	3.2	5.1	5.6	5.9	4.8	
Not at all wrong	2.1	2.5	3.6	5.5	3.2	
N of Valid	2043	1742	1575	1265	6625	
N of Miss	664	484	329	303	1780	

Table 213: How much do each of the following statements describe your neighborhood? crime and/or drug selling





Response	6	8	10	12	Total	
NO!	81.1	69.5	64.6	66.5	71.3	
no	11.1	18.6	22.3	18.5	17.2	
yes	5.5	8.9	9.1	10.3	8.2	
YES!	2.2	3.0	4.0	4.7	3.3	
N of Valid	2054	1746	1585	1267	6652	
N of Miss	653	480	319	301	1753	

Table 214: How much do each of the following statements describe your neighborhood? fights





Response	6	8	10	12	Total	
NO!	71.2	65.5	65.5	68.9	67.9	
no	15.1	20.0	20.7	18.7	18.4	
yes	10.1	10.2	10.4	8.4	9.9	
YES!	3.5	4.3	3.4	4.0	3.8	
N of Valid	2044	1742	1581	1262	6629	
N of Miss	663	484	323	306	1776	

Table 215: How much do each of the following statements describe your neighborhood? lots of empty or abandoned buildings





Response	6	8	10	12	Total	
NO!	79.8	69.6	69.5	71.7	73.1	
no	13.3	21.2	20.6	19.8	18.4	
yes	4.8	6.8	6.8	5.6	5.9	
YES!	2.0	2.5	3.0	2.9	2.5	
N of Valid	2042	1748	1579	1261	6630	
N of Miss	665	478	325	307	1775	

Table 216: How much do each of the following statements describe your neighborhood? lots of graffiti





Response	6	8	10	12	Total	
NO!	84.0	75.0	74.6	76.7	78.0	
no	12.0	20.8	20.9	18.4	17.7	
yes	2.7	2.9	3.0	3.4	3.0	
YES!	1.2	1.3	1.6	1.5	1.4	
N of Valid	2022	1734	1572	1255	6583	
N of Miss	685	492	332	313	1822	

Table 217: I feel safe in my neighborhood.


Response	6	8	10	12	Total	
NO!	7.5	6.3	6.3	7.4	6.9	
no	8.4	9.3	9.1	7.7	8.7	
yes	33.7	43.7	42.8	41.3	39.9	
YES!	50.4	40.7	41.7	43.6	44.5	
N of Valid	2037	1736	1564	1259	6596	
N of Miss	670	490	340	309	1809	

Table 218: If a kid smoked marijuana in your neighborhood would he or she be caught by the police?


Response	6	8	10	12	Total	
NO!	19.3	20.7	23.9	27.6	22.4	
no	19.8	34.9	44.4	45.4	34.5	
yes	29.0	27.0	21.7	17.7	24.6	
YES!	31.9	17.4	9.9	9.3	18.5	
N of Valid	2032	1736	1579	1265	6612	
N of Miss	675	490	325	303	1793	

Table 219: If a kid drank some beer, wine or hard liquor (for example, vodka, whiskey, or gin) in your neighborhood would he or she be caught by the police?

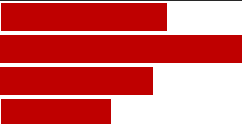
Response	6	8	10	12	Total	
NO!	20.8	22.6	27.9	29.9	24.7	
no	24.5	38.9	45.3	45.3	37.3	
yes	27.1	24.7	18.6	16.7	22.4	
YES!	27.5	13.8	8.2	8.1	15.6	
N of Valid	2021	1728	1577	1267	6593	
N of Miss	686	498	327	301	1812	

Table 220: If a kid carried a handgun in your neighborhood would he or she be caught by the police?





Response	6	8	10	12	Total	
NO!	16.9	19.2	21.0	23.1	19.7	
no	13.2	22.9	28.0	31.2	22.7	
yes	25.5	29.3	30.4	24.4	27.5	
YES!	44.4	28.5	20.6	21.3	30.1	
N of Valid	2013	1731	1574	1264	6582	
N of Miss	694	495	330	304	1823	

Table 221: If you wanted to get some cigarettes, how easy would it be for you to get some?





Response	6	8	10	12	Total	
Very hard	82.0	67.3	52.6	44.8	63.9	
Sort of hard	9.0	15.0	17.3	17.0	14.1	
Sort of easy	5.1	11.0	16.8	17.8	11.9	
Very easy	4.0	6.6	13.3	20.4	10.1	
N of Valid	1987	1715	1570	1259	6531	
N of Miss	720	511	334	309	1874	

Table 222: If you wanted to get some beer, wine or hard liquor (for example, vodka, whiskey, or gin), how easy would it be for you to get some?





Response	6	8	10	12	Total	
Very hard	78.2	58.8	42.7	39.9	57.2	
Sort of hard	9.7	15.3	15.2	15.5	13.6	
Sort of easy	7.5	15.2	22.3	20.0	15.5	
Very easy	4.7	10.7	19.8	24.6	13.7	
N of Valid	1978	1714	1563	1262	6517	
N of Miss	729	512	341	306	1888	

Table 223: If you wanted to get a drug like cocaine, LSD, or amphetamines, how easy would it be for you to get some?


Response	6	8	10	12	Total	
Very hard	92.7	86.0	75.5	70.1	82.4	
Sort of hard	4.3	8.8	13.8	15.5	9.9	
Sort of easy	1.8	2.9	5.8	7.6	4.2	
Very easy	1.2	2.3	4.9	6.8	3.4	
N of Valid	1980	1715	1570	1259	6524	
N of Miss	727	511	334	309	1881	

Table 224: If you wanted to get a handgun, how easy would it be for you to get one?


Response	6	8	10	12	Total	
Very hard	84.3	73.8	67.1	63.8	73.5	
Sort of hard	7.7	13.6	15.0	15.4	12.5	
Sort of easy	5.0	7.3	9.9	10.3	7.8	
Very easy	3.0	5.3	7.9	10.5	6.2	
N of Valid	1977	1709	1569	1261	6516	
N of Miss	730	517	335	307	1889	

Table 225: If you wanted to get some marijuana, how easy would it be for you to get some?


Response	6	8	10	12	Total	
Very hard	89.4	72.3	44.7	39.5	64.5	
Sort of hard	5.1	9.6	11.5	8.4	8.5	
Sort of easy	2.9	8.2	16.9	14.8	10.0	
Very easy	2.5	10.0	26.9	37.3	17.1	
N of Valid	1969	1705	1563	1258	6495	
N of Miss	738	521	341	310	1910	

Table 226: If you wanted to get prescription drugs for the purpose of getting high, how easy would it be for you to get some?





Response	6	8	10	12	Total	
Very hard	86.0	72.2	61.0	56.5	70.7	
Sort of hard	6.4	12.0	14.7	15.4	11.6	
Sort of easy	4.3	8.6	12.3	13.2	9.1	
Very easy	3.3	7.3	12.0	14.9	8.7	
N of Valid	1980	1706	1564	1260	6510	
N of Miss	727	520	340	308	1895	

Table 227: If you wanted to get synthetic marijuana such as K2 or chemical products such as bath salts to get high, how easy would it be for you to get some?





Response	6	8	10	12	Total	
Very hard	92.5	85.5	74.5	70.4	82.1	
Sort of hard	3.7	7.4	12.6	15.1	9.0	
Sort of easy	2.0	3.9	7.4	8.0	4.9	
Very easy	1.8	3.2	5.5	6.4	4.0	
N of Valid	1972	1707	1568	1262	6509	
N of Miss	735	519	336	306	1896	

Table 228: If you wanted to get steroids to use or to enhance athletic performance, how easy would it be for you to get some?





Response	6	8	10	12	Total	
Very hard	90.6	85.8	77.3	74.2	83.0	
Sort of hard	5.5	8.3	13.4	15.0	10.0	
Sort of easy	2.3	3.7	5.4	5.3	4.0	
Very easy	1.6	2.2	4.0	5.5	3.1	
N of Valid	1965	1701	1565	1257	6488	
N of Miss	742	525	339	311	1917	

Table 229: If you wanted to get e-cigarettes, e-cigars, or e-hookahs, how easy would it be for you to get some?





Response	6	8	10	12	Total	
Very hard	87.9	72.1	53.6	50.6	68.2	
Sort of hard	5.4	9.3	9.4	8.8	8.0	
Sort of easy	2.9	9.6	14.5	13.1	9.4	
Very easy	3.9	9.0	22.5	27.5	14.3	
N of Valid	1959	1702	1561	1264	6486	
N of Miss	748	524	343	304	1919	

Table 230: During the past 12 months, have you participated in any alcohol prevention programs or seen any alcohol prevention messages in your school or community? Yes, a school-based program focused on preventing underage drinking and/or drinking and driving.



Response	6	8	10	12	Total	
No	75.3	82.8	85.1	87.3	82.0	
Yes	24.7	17.2	14.9	12.7	18.0	
N of Valid	1926	1675	1551	1243	6395	
N of Miss	0	0	0	0	0	

Table 231: During the past 12 months, have you participated in any alcohol prevention programs or seen any alcohol prevention messages in your school or community? Yes, a community-based program focused on preventing underage drinking and/or drinking and driving (for example, through your church or temple or through youth groups like Boys and Girls Club or 4-H).



Response	6	8	10	12	Total	
No	90.2	92.9	94.7	95.2	93.0	
Yes	9.8	7.1	5.3	4.8	7.0	
N of Valid	1926	1675	1551	1243	6395	
N of Miss	0	0	0	0	0	

Table 232: During the past 12 months, have you participated in any alcohol prevention programs or seen any alcohol prevention messages in your school or community? Yes, a media campaign addressing underage drinking and/or drinking and driving (for example, newspaper ads, posters, pamphlets, radio, TV).



Response	6	8	10	12	Total	
No	90.2	91.3	91.7	92.4	91.3	
Yes	9.8	8.7	8.3	7.6	8.7	
N of Valid	1926	1675	1551	1243	6395	
N of Miss	0	0	0	0	0	

Table 233: During the past 12 months, have you participated in any alcohol prevention programs or seen any alcohol prevention messages in your school or community? No



Response	6	8	10	12	Total	
No	30.8	24.1	21.9	19.2	24.6	
Yes	69.2	75.9	78.1	80.8	75.4	
N of Valid	1926	1675	1551	1243	6395	
N of Miss	0	0	0	0	0	

Table 234: How wrong do your parents feel it would be for YOU to: have one or two drinks of an alcoholic beverage nearly every day?





Response	6	8	10	12	Total	
Very wrong	92.3	89.0	84.6	84.8	88.1	
Wrong	5.1	7.7	10.7	10.7	8.2	
A little bit wrong	1.9	2.1	3.5	3.1	2.6	
Not at all wrong	0.7	1.2	1.2	1.4	1.1	
N of Valid	1951	1695	1544	1245	6435	
N of Miss	756	531	360	323	1970	

Table 235: How wrong do your parents feel it would be for YOU to: smoke tobacco?





Response	6	8	10	12	Total	
Very wrong	95.1	92.5	90.0	87.9	91.8	
Wrong	3.6	5.2	7.5	8.8	6.0	
A little bit wrong	0.9	1.4	1.4	1.7	1.3	
Not at all wrong	0.4	0.9	1.2	1.7	1.0	
N of Valid	1951	1691	1545	1243	6430	
N of Miss	756	535	359	325	1975	

Table 236: How wrong do your parents feel it would be for YOU to: smoke marijuana?





Response	6	8	10	12	Total	
Very wrong	94.5	87.5	75.7	73.8	84.1	
Wrong	3.5	6.6	11.7	11.0	7.7	
A little bit wrong	1.2	4.0	8.5	9.1	5.2	
Not at all wrong	0.8	1.9	4.1	6.1	2.9	
N of Valid	1940	1682	1543	1243	6408	
N of Miss	767	544	361	325	1997	

Table 237: How wrong do your parents feel it would be for YOU to: use prescription drugs not prescribed to you?





Response	6	8	10	12	Total	
Very wrong	95.5	92.1	89.7	91.4	92.4	
Wrong	3.0	4.5	6.4	6.0	4.8	
A little bit wrong	1.0	1.9	2.9	1.4	1.8	
Not at all wrong	0.6	1.5	1.0	1.1	1.0	
N of Valid	1942	1690	1540	1245	6417	
N of Miss	765	536	364	323	1988	

Table 238: How wrong do your parents feel it would be for YOU to: steal something?





Response	6	8	10	12	Total	
Very wrong	88.6	82.4	80.4	88.3	84.9	
Wrong	9.2	13.1	14.8	8.9	11.5	
A little bit wrong	1.7	3.6	3.6	2.0	2.7	
Not at all wrong	0.5	1.0	1.3	0.8	0.9	
N of Valid	1943	1683	1537	1242	6405	
N of Miss	764	543	367	326	2000	

Table 239: How wrong do your parents feel it would be for YOU to: draw graffiti, write things, or draw pictures on buildings or other property (without the owner's permission)?





Response	6	8	10	12	Total	
Very wrong	91.7	84.5	80.5	84.0	85.6	
Wrong	5.9	10.5	13.3	11.6	10.0	
A little bit wrong	1.6	3.4	4.5	3.1	3.1	
Not at all wrong	0.8	1.6	1.8	1.3	1.4	
N of Valid	1946	1688	1545	1246	6425	
N of Miss	761	538	359	322	1980	

Table 240: How wrong do your parents feel it would be for YOU to: pick a fight with someone?





Response	6	8	10	12	Total	
Very wrong	74.1	65.2	65.1	72.4	69.3	
Wrong	15.4	21.6	23.0	17.7	19.3	
A little bit wrong	8.4	10.6	10.1	7.9	9.3	
Not at all wrong	2.2	2.6	1.8	2.1	2.2	
N of Valid	1940	1686	1542	1246	6414	
N of Miss	767	540	362	322	1991	

Table 241: During the past 12 months, have you talked with at least one of your parents about the dangers of underage drinking and/or drinking and driving? By parents, we mean either your biological parents, adoptive parents, stepparents, or adult guardians - whether or not they live with you.



Response	6	8	10	12	Total	
No	50.1	55.8	53.0	56.2	53.5	
Yes	49.9	44.2	47.0	43.8	46.5	
N of Valid	1816	1582	1472	1192	6062	
N of Miss	891	644	432	376	2343	

Table 242: The rules in my family are clear.


Response	6	8	10	12	Total	
NO!	7.3	7.3	7.3	8.4	7.5	
no	5.0	6.1	7.0	6.9	6.1	
yes	25.6	35.3	37.2	32.8	32.4	
YES!	62.1	51.3	48.5	51.8	54.0	
N of Valid	1907	1670	1539	1243	6359	
N of Miss	800	556	365	325	2046	

Table 243: People in my family have serious arguments about the same things, and often insult or yell at each other.


Response	6	8	10	12	Total	
NO!	43.4	34.5	30.3	31.3	35.5	
no	31.0	35.8	38.8	36.4	35.2	
yes	16.5	20.0	20.0	20.9	19.1	
YES!	9.1	9.7	10.9	11.4	10.2	
N of Valid	1895	1660	1536	1242	6333	
N of Miss	812	566	368	326	2072	

Table 244: When I am not at home, one of my parents knows where I am and who I am with.


Response	6	8	10	12	Total	
NO!	9.9	7.4	8.1	8.5	8.5	
no	4.4	5.0	5.7	6.5	5.3	
yes	22.7	33.1	36.0	33.8	30.8	
YES!	63.0	54.5	50.2	51.2	55.4	
N of Valid	1895	1665	1537	1240	6337	
N of Miss	812	561	367	328	2068	

Table 245: My family has clear rules about alcohol and drug use.


Response	6	8	10	12	Total	
NO!	10.5	8.8	8.6	8.4	9.2	
no	5.9	8.8	9.6	10.1	8.4	
yes	16.9	24.4	31.1	30.0	24.9	
YES!	66.7	58.0	50.7	51.6	57.6	
N of Valid	1887	1663	1538	1242	6330	
N of Miss	820	563	366	326	2075	

Table 246: If you skipped school would you be caught by your parents?


Response	6	8	10	12	Total	
NO!	10.9	9.7	10.1	13.1	10.8	
no	5.3	9.8	13.6	18.1	11.0	
yes	18.0	26.9	31.1	30.7	26.0	
YES!	65.9	53.6	45.3	38.1	52.2	
N of Valid	1883	1663	1538	1240	6324	
N of Miss	824	563	366	328	2081	

Table 247: My parents ask if I've gotten my homework done.


Response	6	8	10	12	Total	
NO!	8.3	9.8	13.0	17.2	11.6	
no	4.9	11.6	14.5	21.7	12.3	
yes	23.9	30.8	34.7	31.2	29.7	
YES!	63.0	47.7	37.9	29.9	46.4	
N of Valid	1886	1665	1535	1244	6330	
N of Miss	821	561	369	324	2075	

Table 248: Would your parents know if you did not come home on time?





Response	6	8	10	12	Total	
NO!	7.9	8.7	8.4	10.3	8.7	
no	6.8	9.3	9.5	9.4	8.6	
yes	21.7	28.1	31.1	32.7	27.8	
YES!	63.6	53.9	51.0	47.6	54.9	
N of Valid	1884	1660	1539	1239	6322	
N of Miss	823	566	365	329	2083	

Table 249: Do you know how to properly dispose of leftover prescription drugs?



Response	6	8	10	12	Total	
No	77.3	74.8	65.3	65.0	71.3	
Yes	22.7	25.2	34.7	35.0	28.7	
N of Valid	1808	1597	1496	1210	6111	
N of Miss	899	629	408	358	2294	

Table 250: Have any of your brothers or sisters ever: drunk beer, wine or hard liquor (for example, vodka, whiskey or gin)?




Response	6	8	10	12	Total	
No	81.2	69.8	55.7	52.7	66.4	
Yes	12.6	26.0	38.6	41.8	28.2	
I don't have any brothers or sisters	6.2	4.3	5.8	5.5	5.4	
N of Valid	1893	1690	1563	1259	6405	
N of Miss	814	536	341	309	2000	

Table 251: Have any of your brothers or sisters ever: smoked marijuana?




Response	6	8	10	12	Total	
No	87.3	78.8	62.7	57.2	73.2	
Yes	6.4	17.0	31.3	37.3	21.4	
I don't have any brothers or sisters	6.3	4.1	6.0	5.5	5.5	
N of Valid	1887	1687	1559	1262	6395	
N of Miss	820	539	345	306	2010	

Table 252: Have any of your brothers or sisters ever: smoked cigarettes?




Response	6	8	10	12	Total	
No	86.1	84.0	77.6	73.1	80.9	
Yes	7.6	11.8	16.6	21.3	13.6	
I don't have any brothers or sisters	6.3	4.3	5.8	5.6	5.5	
N of Valid	1887	1683	1561	1257	6388	
N of Miss	820	543	343	311	2017	

Table 253: Have any of your brothers or sisters ever: taken a handgun to school?




Response	6	8	10	12	Total	
No	92.5	94.8	92.8	92.6	93.2	
Yes	1.2	1.2	1.5	1.8	1.4	
I don't have any brothers or sisters	6.3	3.9	5.7	5.6	5.4	
N of Valid	1876	1687	1557	1258	6378	
N of Miss	831	539	347	310	2027	

Table 254: Have any of your brothers or sisters ever: been suspended or expelled from school?




Response	6	8	10	12	Total	
No	71.3	66.4	62.8	64.7	66.6	
Yes	22.3	29.4	31.4	29.6	27.8	
I don't have any brothers or sisters	6.4	4.1	5.8	5.6	5.5	
N of Valid	1885	1690	1560	1259	6394	
N of Miss	822	536	344	309	2011	

Table 255: Have any of your brothers or sisters ever: used e-cigarettes, e-cigars or e-hookahs (vaping)?




Response	6	8	10	12	Total	
No	86.0	81.3	72.2	71.2	78.5	
Yes	7.7	14.7	22.1	23.3	16.2	
I don't have any brothers or sisters	6.3	4.0	5.6	5.5	5.4	
N of Valid	1877	1686	1559	1258	6380	
N of Miss	830	540	345	310	2025	

Table 256: Have any of your brothers or sisters ever: used prescription drugs not prescribed to him/her?




Response	6	8	10	12	Total	
No	91.2	90.6	86.5	85.0	88.7	
Yes	2.6	5.3	7.6	9.5	5.9	
I don't have any brothers or sisters	6.2	4.1	5.8	5.5	5.4	
N of Valid	1874	1678	1556	1257	6365	
N of Miss	833	548	348	311	2040	

Table 257: Have you changed homes in the past year (the last 12 months)?



Response	6	8	10	12	Total	
No	67.6	70.2	75.1	78.0	72.2	
Yes	32.4	29.8	24.9	22.0	27.8	
N of Valid	1863	1652	1532	1242	6289	
N of Miss	844	574	372	326	2116	

Table 258: How many times have you changed homes since kindergarten?






Response	6	8	10	12	Total	
Never	35.4	30.9	27.0	27.7	30.6	
1 or 2 times	32.2	32.4	31.2	29.5	31.5	
3 or 4 times	19.9	20.2	21.8	20.5	20.6	
5 or 6 times	7.3	8.8	11.2	11.1	9.4	
7 or more times	5.2	7.7	8.9	11.1	7.9	
N of Valid	1877	1675	1547	1258	6357	
N of Miss	830	551	357	310	2048	

Table 259: Have you changed schools (including changing from elementary to middle and middle to high school) in the past year?



Response	6	8	10	12	Total	
No	28.9	58.1	61.6	70.4	52.8	
Yes	71.1	41.9	38.4	29.6	47.2	
N of Valid	1833	1659	1530	1245	6267	
N of Miss	874	567	374	323	2138	

Table 260: How many times have you changed schools since kindergarten (including changing from elementary to middle and middle to high school)?

Response	6	8	10	12	Total	
Never	23.2	17.8	17.4	18.9	19.5	
1 or 2 times	46.2	42.4	31.3	27.1	37.8	
3 or 4 times	19.9	24.7	32.4	31.2	26.5	
5 or 6 times	7.2	9.9	12.2	15.0	10.7	
7 or more times	3.4	5.1	6.7	7.8	5.5	
N of Valid	1850	1671	1547	1251	6319	
N of Miss	857	555	357	317	2086	

Table 261: Has anyone in your family ever had severe alcohol or drug problems?

Response	6	8	10	12	Total	
No	74.3	68.0	61.0	60.6	66.7	
Yes	25.7	32.0	39.0	39.4	33.3	
N of Valid	1849	1651	1526	1239	6265	
N of Miss	858	575	378	329	2140	

Table 262: About how many adults (over 21) have you known personally who in the past year have: used marijuana, crack, cocaine, or other drugs?

Response	6	8	10	12	Total	
0	80.7	69.3	58.8	51.5	66.6	
1	9.5	11.7	12.9	12.6	11.5	
2	4.0	7.0	9.3	10.4	7.4	
3-4	3.0	5.5	8.4	11.1	6.6	
5	2.8	6.6	10.6	14.4	8.0	
N of Valid	1883	1679	1553	1260	6375	
N of Miss	824	547	351	308	2030	

Table 263: About how many adults (over 21) have you known personally who in the past year have: sold or dealt drugs?






Response	6	8	10	12	Total	
0	90.0	79.2	74.4	70.9	79.6	
1	6.4	8.5	9.6	10.1	8.5	
2	1.6	5.6	6.3	7.9	5.1	
3-4	1.2	3.0	4.6	5.0	3.3	
5	0.8	3.7	5.1	6.1	3.6	
N of Valid	1876	1669	1553	1260	6358	
N of Miss	831	557	351	308	2047	

Table 264: About how many adults (over 21) have you known personally who in the past year have: done other things that could get them in trouble with the police, like stealing, selling stolen goods, mugging or assaulting others, etc.?






Response	6	8	10	12	Total	
0	86.3	76.5	74.2	73.7	78.3	
1	8.1	9.5	9.3	8.7	8.9	
2	2.5	5.2	6.4	6.4	4.9	
3-4	1.4	4.1	4.1	4.2	3.3	
5	1.7	4.8	6.0	6.9	4.6	
N of Valid	1877	1674	1552	1260	6363	
N of Miss	830	552	352	308	2042	

Table 265: About how many adults (over 21) have you known personally who in the past year have: gotten drunk or high?







Response	6	8	10	12	Total	
0	67.7	53.0	42.1	39.5	52.0	
1	15.2	13.9	14.3	12.4	14.1	
2	6.5	8.9	12.3	10.8	9.4	
3-4	4.1	9.0	9.6	11.6	8.2	
5	6.5	15.2	21.6	25.8	16.3	
N of Valid	1865	1668	1549	1252	6334	
N of Miss	842	558	355	316	2071	

Table 266: How honest were you in filling out this survey?

Response	6	8	10	12	Total	
I was very honest	82.0	73.4	72.9	77.0	76.6	
I was honest pretty much of the time	13.9	20.8	20.8	17.8	18.1	
I was honest some of the time	3.2	4.5	5.0	4.0	4.1	
I was honest once in a while	0.9	1.4	1.3	1.1	1.2	
I was not honest at all	0.0	0.0	0.0	0.0	0.0	
N of Valid	1932	1719	1562	1261	6474	
N of Miss	775	507	342	307	1931	