

2013 APNA



Arkansas Prevention Needs Assessment Student Survey

Randolph County Tables

Arkansas Department of Human Services
Division of Behavioral Health Services
Prevention Services

Conducted by International Survey Associates dba Pride Surveys

Contents

1	INTRODUCTION	10
2	PERCENTAGE TABLES	15

List of Tables

1	Sex	16
2	Age	16
3	Are you Hispanic or Latino?	16
4	What is your race? Black or African American	17
5	What is your race? Asian	17
6	What is your race? American Indian	17
7	What is your race? Alaska Native	17
8	What is your race? White	18
9	What is your race? Native Hawaiian or Other Pacific Islander	18
10	What is your race? Other	18
11	What is the highest level of schooling completed by your mother or father?	19
12	Think of where you live most of the time. Which of the following people live there with you? Mother	19
13	Think of where you live most of the time. Which of the following people live there with you? Stepmother	19
14	Think of where you live most of the time. Which of the following people live there with you? Foster Mother	20
15	Think of where you live most of the time. Which of the following people live there with you? Grandmother	20
16	Think of where you live most of the time. Which of the following people live there with you? Aunt	20
17	Think of where you live most of the time. Which of the following people live there with you? Father	20
18	Think of where you live most of the time. Which of the following people live there with you? Stepfather	21
19	Think of where you live most of the time. Which of the following people live there with you? Foster Father	21
20	Think of where you live most of the time. Which of the following people live there with you? Grandfather	21
21	Think of where you live most of the time. Which of the following people live there with you? Uncle	21
22	Think of where you live most of the time. Which of the following people live there with you? Other Adults	22
23	Think of where you live most of the time. Which of the following people live there with you? Brother(s)	22
24	Think of where you live most of the time. Which of the following people live there with you? Stepbrother(s)	22
25	Think of where you live most of the time. Which of the following people live there with you? Sister(s)	22
26	Think of where you live most of the time. Which of the following people live there with you? Stepsister(s)	23

27	Think of where you live most of the time. Which of the following people live there with you? Other Children	23
28	In my school, students have lots of chances to help decide things like class activities and rules.	23
29	Teachers ask me to work on special classroom projects.	23
30	My teacher(s) notices when I am doing a good job and lets me know about it.	24
31	There are lots of chances for students in my school to get involved in sports, clubs, and other school activities outside of class.	24
32	There are lots of chances for students in my school to talk with a teacher one-on-one.	24
33	I feel safe at my school.	25
34	The school lets my parents know when I have done something well.	25
35	My teachers praise me when I work hard in school.	25
36	Are your school grades better than the grades of most students in your class?	26
37	I have lots of chances to be part of class discussions or activities.	26
38	Now thinking back over the past year in school, how often did you: enjoy being in school?	26
39	Now thinking back over the past year in school, how often did you: hate being in school?	27
40	Now thinking back over the past year in school, how often did you: try to do your best work in school?	27
41	How often do you feel that the school work you are assigned is meaningful and important?	27
42	Putting them all together, what were your grades like last year?	28
43	How important do you think the things you are learning in school are going to be for your later life?	28
44	How interesting are most of your courses to you?	28
45	During the LAST FOUR WEEKS how many whole days of school have you missed because you skipped or 'cut'?	29
46	What are the chances you would be seen as cool if you: smoked cigarettes?	29
47	What are the chances you would be seen as cool if you: worked hard at school?	29
48	What are the chances you would be seen as cool if you: began drinking alcoholic beverages regularly, that is, at least once or twice a month?	30
49	What are the chances you would be seen as cool if you: defended someone who was being verbally abused at school?	30
50	What are the chances you would be seen as cool if you: smoked marijuana?	30
51	What are the chances you would be seen as cool if you: carried a handgun?	31

52	Think of your four best friends (the friends you feel closest to). In the past year (12 months), how many of your best friends have: participated in clubs, organizations or activities at school?	31
53	Think of your four best friends (the friends you feel closest to). In the past year (12 months), how many of your best friends have: smoked cigarettes?	31
54	Think of your four best friends (the friends you feel closest to). In the past year (12 months), how many of your best friends have: tried beer, wine or hard liquor (for example, vodka, whiskey, or gin) when their parents didn't know about it?	32
55	Think of your four best friends (the friends you feel closest to). In the past year (12 months), how many of your best friends have: made a commitment to stay drug-free?	32
56	Think of your four best friends (the friends you feel closest to). In the past year (12 months), how many of your best friends have: used marijuana?	32
57	Think of your four best friends (the friends you feel closest to). In the past year (12 months), how many of your best friends have: used prescription drugs or non-prescription drugs for the purposes of getting high?	33
58	Think of your four best friends (the friends you feel closest to). In the past year (12 months), how many of your best friends have: used synthetic marijuana (K2, spice) or bath salts?	33
59	Think of your four best friends (the friends you feel closest to). In the past year (12 months), how many of your best friends have: used LSD, cocaine, amphetamines, or other illegal drugs?	33
60	Think of your four best friends (the friends you feel closest to). In the past year (12 months), how many of your best friends have: tried to do well in school?	34
61	Think of your four best friends (the friends you feel closest to). In the past year (12 months), how many of your best friends have: been suspended from school?	34
62	Think of your four best friends (the friends you feel closest to). In the past year (12 months), how many of your best friends have: liked school?	34
63	Think of your four best friends (the friends you feel closest to). In the past year (12 months), how many of your best friends have: carried a handgun?	35
64	Think of your four best friends (the friends you feel closest to). In the past year (12 months), how many of your best friends have: sold illegal drugs?	35
65	Think of your four best friends (the friends you feel closest to). In the past year (12 months), how many of your best friends have: regularly attended religious services?	35

66	Think of your four best friends (the friends you feel closest to). In the past year (12 months), how many of your best friends have: stolen or tried to steal a motor vehicle such as a car or motorcycle?	36
67	Think of your four best friends (the friends you feel closest to). In the past year (12 months), how many of your best friends have: been arrested?	36
68	Think of your four best friends (the friends you feel closest to). In the past year (12 months), how many of your best friends have: dropped out of school?	36
69	Think of your four best friends (the friends you feel closest to). In the past year (12 months), how many of your best friends have: been members of a gang?	37
70	How old were you when you first: smoked marijuana?	37
71	How old were you when you first: smoked a cigarette, even just a puff?	38
72	How old were you when you first: had more than a sip or two of beer, wine or hard liquor (for example, vodka, whiskey, or gin)?	38
73	How old were you when you first: began drinking alcoholic beverages regularly, that is, at least once or twice a month?	39
74	How old were you when you first: used Daztrex?	39
75	How old were you when you first: got suspended from school?	40
76	How old were you when you first: got arrested?	40
77	How old were you when you first: carried a handgun?	41
78	How old were you when you first: attacked someone with the idea of seriously hurting them?	41
79	How old were you when you first: belonged to a gang?	42
80	How wrong do you think it is for someone your age to: take a handgun to school?	42
81	How wrong do you think it is for someone your age to: steal anything worth more than \$5?	42
82	How wrong do you think it is for someone your age to: pick a fight with someone?	43
83	How wrong do you think it is for someone your age to: attack someone with the idea of seriously hurting them?	43
84	How wrong do you think it is for someone your age to: stay away from school all day when their parents think they are at school?	43
85	How wrong do you think it is for someone your age to: drink beer, wine or hard liquor (for example, vodka, whiskey, or gin) regularly?	44
86	How wrong do you think it is for someone your age to: smoke cigarettes?	44
87	How wrong do you think it is for someone your age to: smoke marijuana?	44
88	How wrong do you think it is for someone your age to: use prescription drugs or non-prescription drugs for the purpose of getting high?	45

89	How wrong do you think it is for someone your age to: use synthetic marijuana (K2, spice) or bath salts?	45
90	How wrong do you think it is for someone your age to: use LSD, cocaine, amphetamines or another illegal drug?	45
91	At school during the past 12 months, did you receive help from the resource teacher, speech therapist or other special education teacher?	46
92	How many times in the past year (12 months) have you: been suspended from school?	46
93	How many times in the past year (12 months) have you: carried a handgun?	46
94	How many times in the past year (12 months) have you: sold illegal drugs?	47
95	How many times in the past year (12 months) have you: stolen or tried to steal a motor vehicle such as a car or motorcycle?	47
96	How many times in the past year (12 months) have you: participated in clubs, organizations or activities at school?	48
97	How many times in the past year (12 months) have you: been arrested?	48
98	How many times in the past year (12 months) have you: attacked someone with the idea of seriously hurting them?	49
99	How many times in the past year (12 months) have you: been drunk or high at school?	49
100	How many times in the past year (12 months) have you: taken a handgun to school?	50
101	Are you currently on probation, or assigned a probation officer with Juvenile Court?	50
102	Have you ever belonged to a gang?	50
103	If you have ever belonged to a gang, did that gang have a name?	51
104	You are at a party at someone's house, and one of your friends offers you a drink containing alcohol. What would you say or do?	51
105	How often do you attend religious services or activities?	51
106	I think sometimes it's okay to cheat at school.	52
107	It is important to think before you act.	52
108	Sometimes I think that life is not worth it.	52
109	At times I think I am no good at all.	53
110	All in all, I am inclined to think that I am a failure.	53
111	In the past year, have you felt depressed or sad MOST days, even if you felt okay sometimes?	53
112	It is all right to beat up people if they start the fight.	54
113	I think it is okay to take something without asking if you can get away with it.	54
114	Where do you get the most information about living a drug and alcohol free life? Parents/guardians	54
115	Where do you get the most information about living a drug and alcohol free life? Friends	55

116	Where do you get the most information about living a drug and alcohol free life? Family members	55
117	Where do you get the most information about living a drug and alcohol free life? School	55
118	Where do you get the most information about living a drug and alcohol free life? Internet	56
119	Where do you get the most information about living a drug and alcohol free life? TV	56
120	Where do you get the most information about living a drug and alcohol free life? Social media	56
121	How much do you think people risk harming themselves (physically or in other ways) if they: smoked one or more packs of cigarettes per day?	57
122	How much do you think people risk harming themselves (physically or in other ways) if they: try marijuana once or twice?	57
123	How much do you think people risk harming themselves (physically or in other ways) if they: smoke marijuana once or twice a week?	57
124	How much do you think people risk harming themselves (physically or in other ways) if they: take one or two drinks of an alcoholic beverage (beer, wine, liquor) nearly every day?	58
125	How much do you think people risk harming themselves (physically or in other ways) if they: have five or more drinks of an alcoholic beverage once or twice each weekend?	58
126	How much do you think people risk harming themselves (physically or in other ways) if they: use prescription drugs that are not prescribed to them?	58
127	How much do you think people risk harming themselves (physically or in other ways) if they: use non-prescription drugs to get high?	59
128	Have you ever used smokeless tobacco (chew, snuff, plug, dipping tobacco, or chewing tobacco)?	59
129	How often have you taken smokeless tobacco during the past 30 days?	59
130	Have you ever smoked cigarettes?	60
131	How frequently have you smoked cigarettes during the past 30 days?	60
132	Which statement best describes rules about smoking inside your home?	60
133	Which statement best describes rules about smoking in your family cars?	61
134	During this school year, were you taught in any of your classes about the dangers of tobacco use?	61
135	During the past 12 months, have you participated in any community activities to discourage people your age from using cigarettes, chewing tobacco, snuff, dip or cigars?	61
136	Think back over the last two weeks. How many times have you had five or more alcoholic drinks in a row?	62

137	During the past 30 days, how many times did you ride in a car or other vehicle driven by someone who had been drinking alcohol or using drugs to get high?	62
138	During the past 30 days, how many times did you drive a car or other vehicle when you had been drinking alcohol or using drugs to get high?	62
139	If you drank alcohol (not just a sip or taste) in the past year, how did you usually get it?	63
140	If you drank alcohol (not just a sip or taste) in the past year, where did you usually drink it?	63
141	How do you feel about someone your age having one or two drinks of an alcoholic beverage nearly every day?	64
142	On how many occasions have you had alcoholic beverages (beer, wine or hard liquor) to drink in your lifetime - more than just a few sips?	64
143	On how many occasions have you drunk one of more drinks of an alcoholic beverage during the past 30 days?	64
144	On how many occasions have you used marijuana (grass, pot) or hashish (hash, hash oil) in your lifetime?	65
145	On how many occasions have you used marijuana (grass, pot) or hashish (hash, hash oil) during the past 30 days?	65
146	On how many occasions have you used LSD or other psychedelics in your lifetime?	65
147	On how many occasions have you used LSD or other psychedelics during the past 30 days?	66
148	On how many occasions have you used cocaine or crack in your lifetime?	66
149	On how many occasions have you used cocaine or crack during the past 30 days?	66
150	On how many occasions have you sniffed glue, breathed the contents of an aerosol spray can, or inhaled other gases or sprays, in order to get high in your lifetime?	67
151	On how many occasions have you sniffed glue, breathed the contents of an aerosol spray can, or inhaled other gases or sprays, in order to get high during the past 30 days?	67
152	On how many occasions have you used Daztrex in your lifetime?	68
153	On how many occasions have you used Daztrex during the past 30 days?	68
154	On how many occasions have you used synthetic marijuana in your lifetime?	68
155	On how many occasions have you used synthetic marijuana during the past 30 days?	69
156	On how many occasions have you used methamphetamines (meth, speed, crank, crystal meth) in your lifetime?	69

157	On how many occasions have you used methamphetamines (meth, speed, crank, crystal meth) in the past 30 days?	69
158	On how many occasions have you used other chemical products (bath salts, plant food, etc.) in your lifetime?	70
159	On how many occasions have you used other chemical products (bath salts, plant food, etc.) during the past 30 days?	70
160	On how many occasions have you used heroin or other opiates in your lifetime?	70
161	On how many occasions have you used heroin or other opiates during the past 30 days?	71
162	On how many occasions have you used MDMA ('X', 'E', or ecstasy) in your lifetime?	71
163	On how many occasions have you used MDMA ('X', 'E', or ecstasy) during the past 30 days?	71
164	On how many occasions have you taken prescription drugs (such as Valium, Xanax, Ritalin, Adderall, OxyContin, Darvocet, or sleeping pills) not prescribed to you in your lifetime?	72
165	On how many occasions have you taken prescription drugs (such as Valium, Xanax, Ritalin, Adderall, OxyContin, Darvocet, or sleeping pills) not prescribed to you during the past 30 days?	72
166	On how many occasions have you taken non-prescription medicines such as diet pills (for example, Dietac, Dexatrim or Prolamine), stay-awake pills (for example No-Doz, Vivarin, or Wake), or cough or cold medicines (robos, DXM, etc.) to get high in your lifetime?	73
167	On how many occasions have you taken non-prescription medicines such as diet pills (for example, Dietac, Dexatrim or Prolamine), stay-awake pills (for example No-Doz, Vivarin, or Wake), or cough or cold medicines (robos, DXM, etc.) to get high during the past 30 days?	73
168	On how many occasions have you been drunk or very high from drinking alcoholic beverages during the past 30 days?	74
169	On how many occasions have you drunk flavored alcoholic beverages, sometimes called 'alcopops' (like Mike's Hard Lemonade, Smirnoff Ice, Bacardi Breezers, etc.) in your lifetime?	74
170	On how many occasions have you drunk flavored alcoholic beverages, sometimes called 'alcopops' (like Mike's Hard Lemonade, Smirnoff Ice, Bacardi Breezers, etc.) during the past 30 days?	75
171	If you used prescription drugs or over the counter drugs without a doctor telling you to use it or for the purpose of getting high, where did you get these drugs?	75
172	During the last month, about how many marijuana cigarettes, or the equivalent, did you smoke a day, on the average?	76
173	How wrong do your friends feel it would be for YOU to: drink alcohol?	76
174	How wrong do your friends feel it would be for YOU to: smoke tobacco?	76

175	How wrong do your friends feel it would be for YOU to: smoke marijuana?	77
176	How wrong do your friends feel it would be for YOU to: use prescription drugs not prescribed to you	77
177	How wrong would most adults (over 21) in your neighborhood think it is for kids your age: to use marijuana?	77
178	How wrong would most adults (over 21) in your neighborhood think it is for kids your age: to drink alcohol?	78
179	How wrong would most adults (over 21) in your neighborhood think it is for kids your age: to smoke cigarettes?	78
180	How much do each of the following statements describe your neighborhood? crime and/or drug selling	78
181	How much do each of the following statements describe your neighborhood? fights	79
182	How much do each of the following statements describe your neighborhood? lots of empty or abandoned buildings	79
183	How much do each of the following statements describe your neighborhood? lots of graffiti	79
184	I feel safe in my neighborhood.	80
185	If a kid smoked marijuana in your neighborhood would he or she be caught by the police?	80
186	If a kid drank some beer, wine or hard liquor (for example, vodka, whiskey, or gin) in your neighborhood would he or she be caught by the police?	80
187	If a kid carried a handgun in your neighborhood would he or she be caught by the police?	81
188	If you wanted to get some cigarettes, how easy would it be for you to get some?	81
189	If you wanted to get some beer, wine or hard liquor (for example, vodka, whiskey, or gin), how easy would it be for you to get some?	81
190	If you wanted to get a drug like cocaine, LSD, or amphetamines, how easy would it be for you to get some?	82
191	If you wanted to get a handgun, how easy would it be for you to get one?	82
192	If you wanted to get some marijuana, how easy would it be for you to get some?	82
193	If you wanted to get prescription drugs for the purpose of getting high, how easy would it be for you to get some?	83
194	If you wanted to get synthetic marijuana such as K2 or chemical products such as bath salts to get high, how easy would it be for you to get some?	83
195	If you wanted to get steroids to enhance athletic performance, how easy would it be for you to get some?	83

196	During the past 12 months, have you participated in any alcohol prevention programs or seen any alcohol prevention messages in your school or community? Yes, a school-based program focused on preventing underage drinking and/or drinking and driving. . . .	84
197	During the past 12 months, have you participated in any alcohol prevention programs or seen any alcohol prevention messages in your school or community? Yes, a community-based program focused on preventing underage drinking and/or drinking and driving (for example, through your church or temple or through youth groups like Boys and Girls Club or 4-H). . . .	84
198	During the past 12 months, have you participated in any alcohol prevention programs or seen any alcohol prevention messages in your school or community? Yes, a media campaign addressing underage drinking and/or drinking and driving (for example, newspaper ads, posters, pamphlets, radio, TV). . . .	84
199	During the past 12 months, have you participated in any alcohol prevention programs or seen any alcohol prevention messages in your school or community? No	84
200	How wrong do your parents feel it would be for YOU to: drink beer, wine or hard liquor (for example, vodka, whiskey or gin) regularly? .	85
201	How wrong do your parents feel it would be for YOU to: smoke tobacco?	85
202	How wrong do your parents feel it would be for YOU to: smoke marijuana?	85
203	How wrong do your parents feel it would be for YOU to: use prescription drugs not prescribed to you?	86
204	How wrong do your parents feel it would be for YOU to: steal something worth more than \$5?	86
205	How wrong do your parents feel it would be for YOU to: draw graffiti, write things, or draw pictures on buildings or other property (without the owner's permission)?	86
206	How wrong do your parents feel it would be for YOU to: pick a fight with someone?	87
207	During the past 12 months, have you talked with at least one of your parents about the dangers of underage drinking and/or drinking and driving? By parents, we mean either your biological parents, adoptive parents, stepparents, or adult guardians - whether or not they live with you. . . .	87
208	The rules in my family are clear. . . .	87
209	People in my family often insult or yell at each other. . . .	88
210	When I am not at home, one of my parents knows where I am and who I am with. . . .	88
211	We argue about the same things in my family over and over. . . .	88

212	If you drank some beer or wine or liquor (for example, vodka, whiskey, or gin) without your parents' permission, would you be caught by your parents?	89
213	My family has clear rules about alcohol and drug use. . . .	89
214	If you carried a handgun without your parents' permission, would you be caught by your parents?	89
215	If you skipped school would you be caught by your parents?	90
216	My parents ask if I've gotten my homework done. . . .	90
217	People in my family have serious arguments. . . .	90
218	Would your parents know if you did not come home on time?	91
219	Have any of your brothers or sisters ever: drunk beer, wine or hard liquor (for example, vodka, whiskey or gin)?	91
220	Have any of your brothers or sisters ever: smoked marijuana?	91
221	Have any of your brothers or sisters ever: smoked cigarettes?	91
222	Have any of your brothers or sisters ever: taken a handgun to school?	92
223	Have any of your brothers or sisters ever: been suspended or expelled from school?	92
224	Have you changed homes in the past year (the last 12 months)? . . .	92
225	How many times have you changed homes since kindergarten? . . .	92
226	Have you changed schools (including changing from elementary to middle and middle to high school) in the past year?	93
227	How many times have you changed schools since kindergarten (including changing from elementary to middle and middle to high school)?	93
228	Has anyone in your family ever had severe alcohol or drug problems? . . .	93
229	About how many adults (over 21) have you known personally who in the past year have: used marijuana, crack, cocaine, or other drugs? . . .	94
230	About how many adults (over 21) have you known personally who in the past year have: sold or dealt drugs?	94
231	About how many adults (over 21) have you known personally who in the past year have: done other things that could get them in trouble with the police, like stealing, selling stolen goods, mugging or assaulting others, etc.?	94
232	About how many adults (over 21) have you known personally who in the past year have: gotten drunk or high?	95
233	Have you seen or heard information about underage drinking in the past 12 months from the following sources? Radio	95
234	Have you seen or heard information about underage drinking in the past 12 months from the following sources? TV. . . .	95
235	Have you seen or heard information about underage drinking in the past 12 months from the following sources? Print. This includes information on underage drinking you may have seen in the newspaper, on a billboard, in pamphlets, on stickers, etc. . . .	95

236 Have you seen or heard information about underage drinking in the past 12 months from the following sources? Website or social media? (Facebook, Myspace, website, etc.) 96

237 The next questions ask about your opinions of the information you saw or heard. If you have seen or heard more than one ad, please think about your favorite ad when answering these questions. The information about underage drinking that I saw or heard was convincing. 96

238 The next questions ask about your opinions of the information you saw or heard. If you have seen or heard more than one ad, please think about your favorite ad when answering these questions. The information about underage drinking that I saw or heard grabbed my attention. 96

239 The next questions ask about your opinions of the information you saw or heard. If you have seen or heard more than one ad, please think about your favorite ad when answering these questions. The information about underage drinking that I saw or heard said something important to me. 97

240 The next questions ask about your opinions of the information you saw or heard. If you have seen or heard more than one ad, please think about your favorite ad when answering these questions. Seeing or hearing this information about underage drinking made me want to stop or decrease my drinking. 97

241 How honest were you in filling out this survey? 97

List of Figures

1 Grade Chart 11

2 Gender Chart 12

3 Age Chart 13

4 Ethnic Origin Chart 14

1 INTRODUCTION

This report was generated from data collected on the *2013 Arkansas Prevention Needs Assessment Student Survey*. This report contains basic frequency tables of all data collected and graphs on the selected demographic variables of grade, gender, age and ethnic origin. The graph on ethnic origin is represented as a bar chart rather than as a pie chart. This is because students were allowed to mark more than one response for ethnic origin as opposed to being allowed to mark only one response. The bars represent the percent of students who marked each of the ethnic categories.

Questions regarding the information found in this report can be directed to:

Pride Surveys

160 Vanderbilt Court
Bowling Green, KY 42103
1-800-279-6361
www.pridesurveys.com

Grade Chart

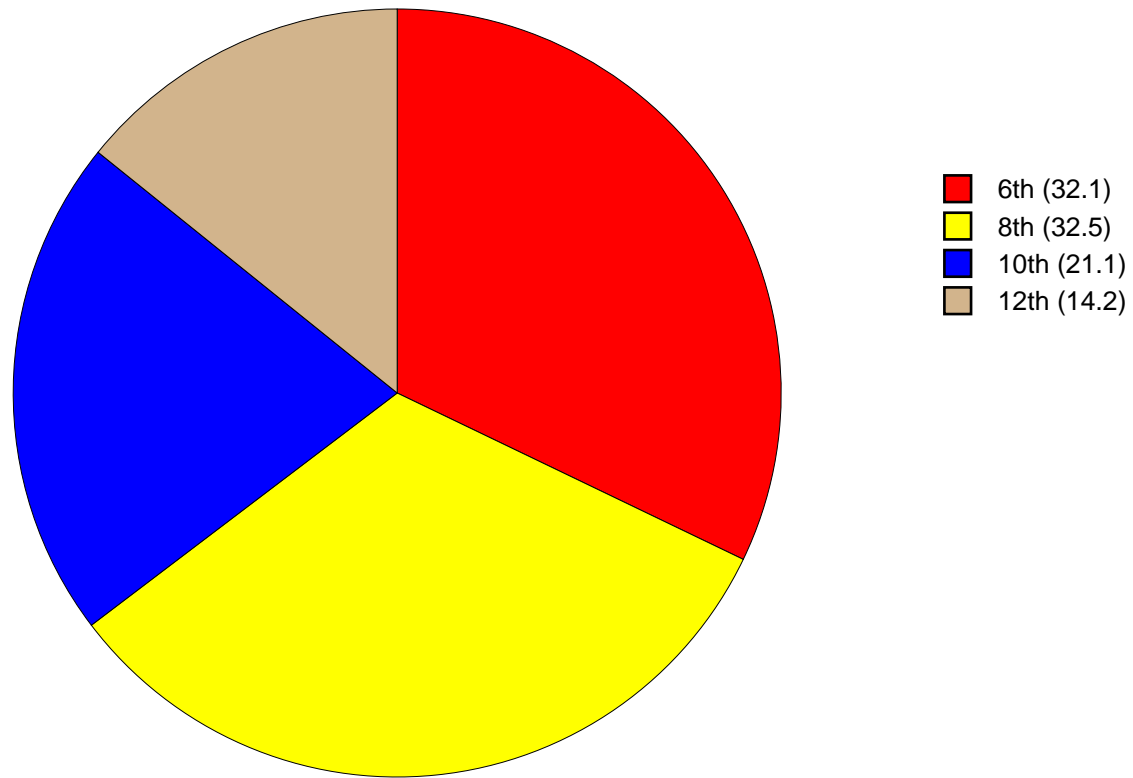


Figure 1: Grade Chart

Gender Chart

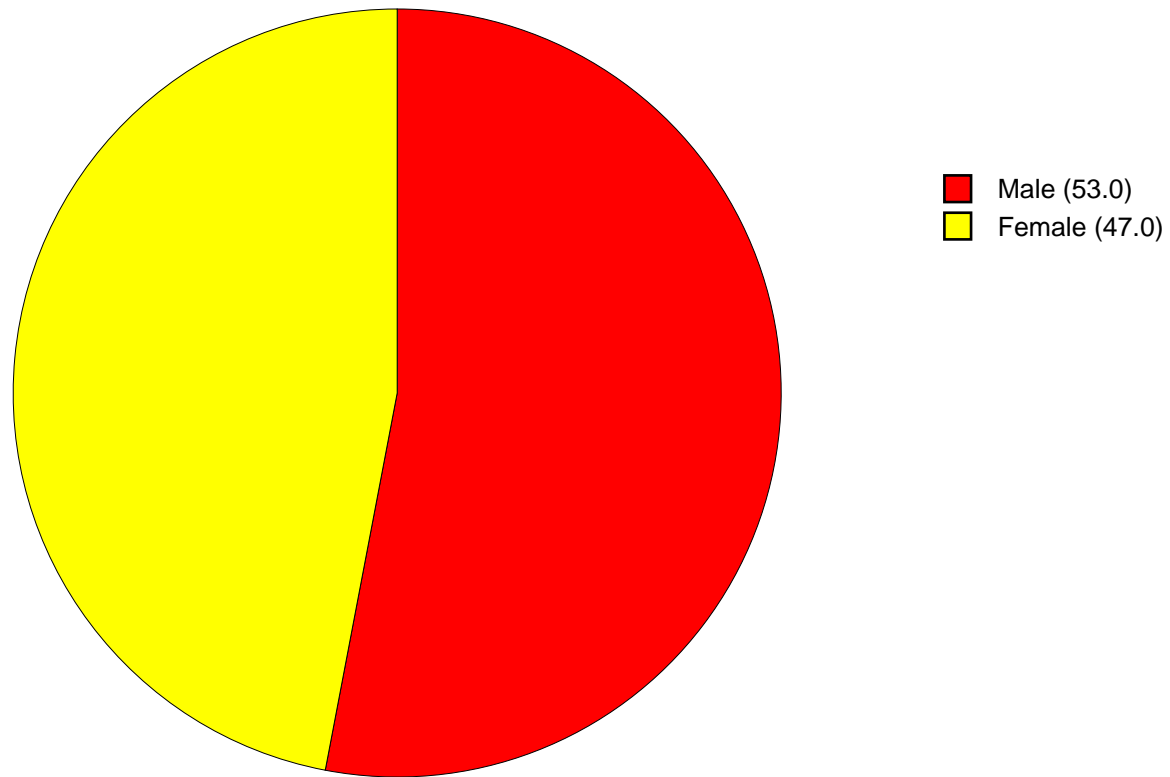


Figure 2: Gender Chart

Age Chart

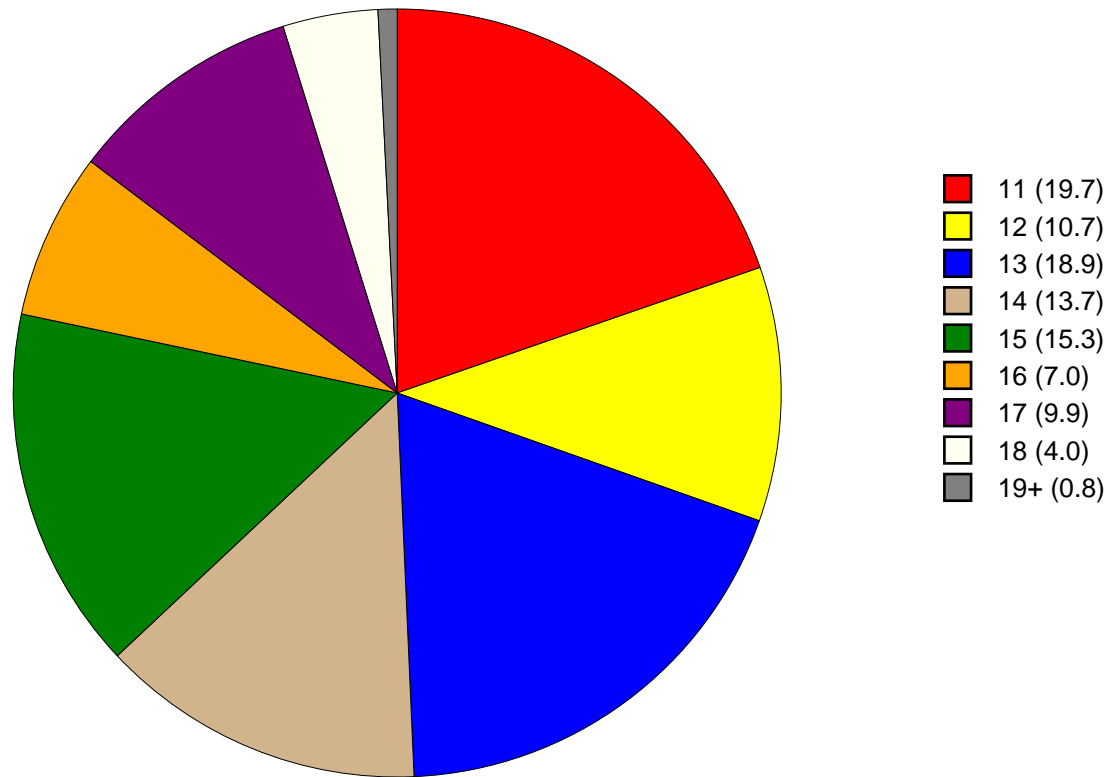


Figure 3: Age Chart

Ethnic Origin Chart

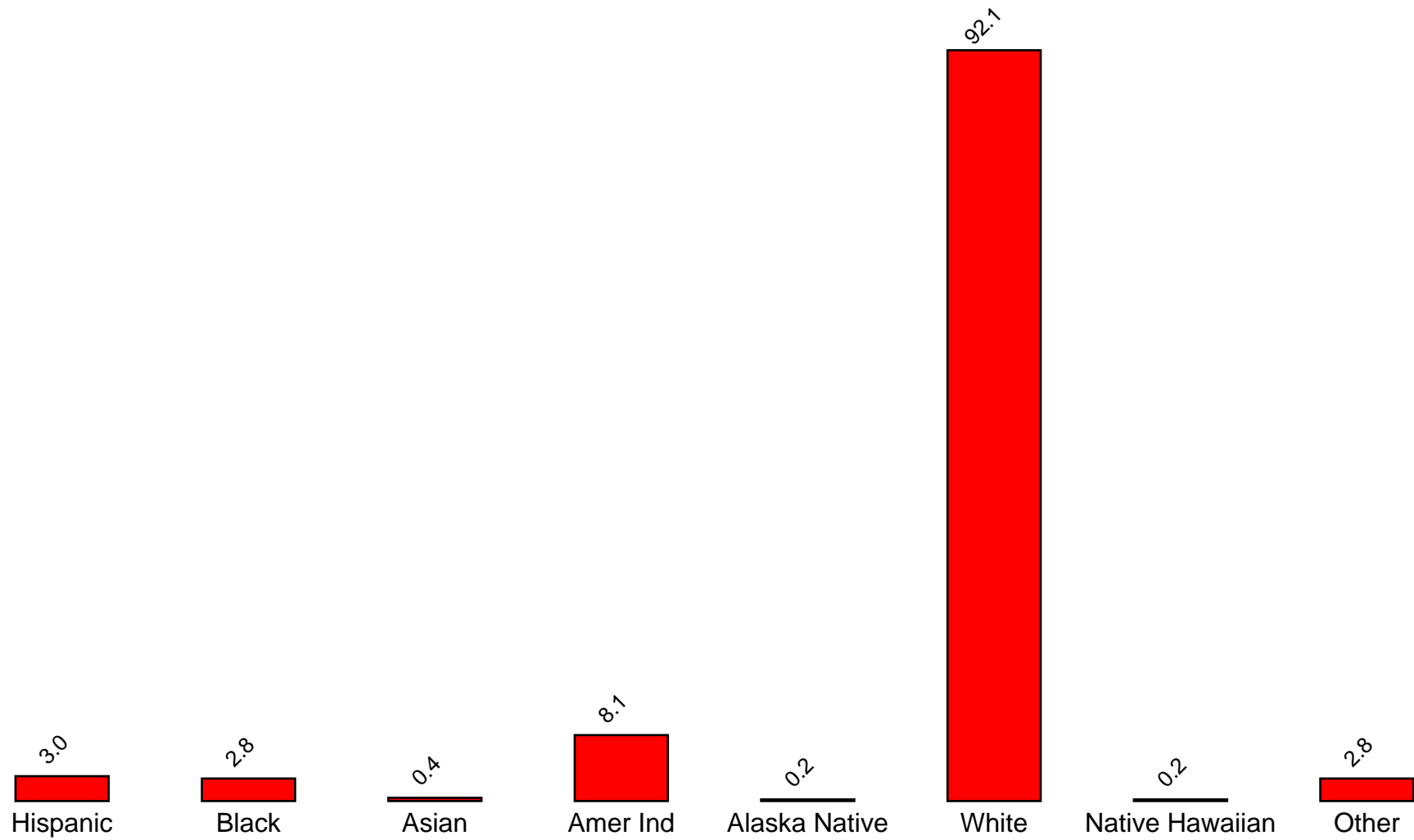


Figure 4: Ethnic Origin Chart

2 PERCENTAGE TABLES

The following tables contain frequency distribution detailing how your students responded to each question on the survey. The tables appear in the same order as the questions on the survey. The tables include breakdowns by grade level as well as overall percentages. The *N of Valid* row is a frequency count of the number of valid responses to each question for each grade and overall. The *N of Miss* row is a frequency count of the number of invalid (marked more than one response) or missing (i.e. did not respond) responses to each question for each grade and overall.

For the questions that allowed more than one response (i.e. race, live with, etc.) each response becomes a separate table. If a student did not mark the response, that was counted as a NO response, and if they did mark the response, that was counted as a YES response. Since a non response is a valid response for these questions, the *N of Miss* will always be zero for these questions.

Table 1: Sex



Response	6	8	10	12	Total	
Male	51.6	55.2	53.8	50.0	53.0	
Female	48.4	44.8	46.2	50.0	47.0	
N of Valid	161	165	106	72	504	
N of Miss	2	0	1	0	3	

Table 2: Age










Response	6	8	10	12	Total	
10 or younger	0.0	0.0	0.0	0.0	0.0	
11	61.1	0.0	0.0	0.0	19.7	
12	32.7	0.6	0.0	0.0	10.7	
13	5.6	53.1	0.0	0.0	18.9	
14	0.6	42.0	0.0	0.0	13.7	
15	0.0	4.3	65.4	0.0	15.3	
16	0.0	0.0	32.7	0.0	7.0	
17	0.0	0.0	1.9	66.7	9.9	
18	0.0	0.0	0.0	27.8	4.0	
19 or older	0.0	0.0	0.0	5.6	0.8	
N of Valid	162	162	107	72	503	
N of Miss	1	3	0	0	4	

Table 3: Are you Hispanic or Latino?



Response	6	8	10	12	Total	
No	96.7	97.5	96.2	97.2	97.0	
Yes	3.3	2.5	3.8	2.8	3.0	
N of Valid	151	163	106	72	492	
N of Miss	12	2	1	0	15	

Table 4: What is your race? Black or African American



Response	6	8	10	12	Total	
No	98.8	95.2	98.1	97.2	97.2	
Yes	1.2	4.8	1.9	2.8	2.8	
N of Valid	163	165	107	72	507	
N of Miss	0	0	0	0	0	

Table 5: What is your race? Asian



Response	6	8	10	12	Total	
No	100.0	98.8	100.0	100.0	99.6	
Yes	0.0	1.2	0.0	0.0	0.4	
N of Valid	163	165	107	72	507	
N of Miss	0	0	0	0	0	

Table 6: What is your race? American Indian



Response	6	8	10	12	Total	
No	86.5	97.0	89.7	95.8	91.9	
Yes	13.5	3.0	10.3	4.2	8.1	
N of Valid	163	165	107	72	507	
N of Miss	0	0	0	0	0	

Table 7: What is your race? Alaska Native



Response	6	8	10	12	Total	
No	99.4	100.0	100.0	100.0	99.8	
Yes	0.6	0.0	0.0	0.0	0.2	
N of Valid	163	165	107	72	507	
N of Miss	0	0	0	0	0	

Table 8: What is your race? White



Response	6	8	10	12	Total	
No	8.6	8.5	6.5	6.9	7.9	
Yes	91.4	91.5	93.5	93.1	92.1	
N of Valid	163	165	107	72	507	
N of Miss	0	0	0	0	0	

Table 9: What is your race? Native Hawaiian or Other Pacific Islander



Response	6	8	10	12	Total	
No	99.4	100.0	100.0	100.0	99.8	
Yes	0.6	0.0	0.0	0.0	0.2	
N of Valid	163	165	107	72	507	
N of Miss	0	0	0	0	0	

Table 10: What is your race? Other



Response	6	8	10	12	Total	
No	96.9	97.0	97.2	98.6	97.2	
Yes	3.1	3.0	2.8	1.4	2.8	
N of Valid	163	165	107	72	507	
N of Miss	0	0	0	0	0	

Table 11: What is the highest level of schooling completed by your mother or father?









Response	6	8	10	12	Total	
Completed grade school or less	2.0	1.2	1.0	1.4	1.4	
Some high school	6.6	9.2	6.9	15.3	8.8	
Completed high school	13.2	17.8	22.8	15.3	17.0	
Some college	7.2	14.1	25.7	29.2	16.6	
Completed college	18.4	22.1	22.8	23.6	21.3	
Graduate or professional school after college	8.6	12.9	10.9	4.2	9.8	
Don't know	42.8	20.2	8.9	9.7	23.4	
Does not apply	1.3	2.5	1.0	1.4	1.6	
N of Valid	152	163	101	72	488	
N of Miss	11	2	6	0	19	

Table 12: Think of where you live most of the time. Which of the following people live there with you? Mother



Response	6	8	10	12	Total	
No	19.6	18.2	17.8	19.4	18.7	
Yes	80.4	81.8	82.2	80.6	81.3	
N of Valid	163	165	107	72	507	
N of Miss	0	0	0	0	0	

Table 13: Think of where you live most of the time. Which of the following people live there with you? Stepmother



Response	6	8	10	12	Total	
No	92.6	92.7	93.5	94.4	93.1	
Yes	7.4	7.3	6.5	5.6	6.9	
N of Valid	163	165	107	72	507	
N of Miss	0	0	0	0	0	

Table 14: Think of where you live most of the time. Which of the following people live there with you? Foster Mother



Response	6	8	10	12	Total	
No	100.0	100.0	99.1	100.0	99.8	
Yes	0.0	0.0	0.9	0.0	0.2	
N of Valid	163	165	107	72	507	
N of Miss	0	0	0	0	0	

Table 15: Think of where you live most of the time. Which of the following people live there with you? Grandmother



Response	6	8	10	12	Total	
No	88.3	90.9	88.8	94.4	90.1	
Yes	11.7	9.1	11.2	5.6	9.9	
N of Valid	163	165	107	72	507	
N of Miss	0	0	0	0	0	

Table 16: Think of where you live most of the time. Which of the following people live there with you? Aunt



Response	6	8	10	12	Total	
No	96.9	97.6	99.1	94.4	97.2	
Yes	3.1	2.4	0.9	5.6	2.8	
N of Valid	163	165	107	72	507	
N of Miss	0	0	0	0	0	

Table 17: Think of where you live most of the time. Which of the following people live there with you? Father



Response	6	8	10	12	Total	
No	41.1	31.5	42.1	50.0	39.4	
Yes	58.9	68.5	57.9	50.0	60.6	
N of Valid	163	165	107	72	507	
N of Miss	0	0	0	0	0	

Table 18: Think of where you live most of the time. Which of the following people live there with you? Stepfather



Response	6	8	10	12	Total	
No	84.7	89.7	76.6	81.9	84.2	
Yes	15.3	10.3	23.4	18.1	15.8	
N of Valid	163	165	107	72	507	
N of Miss	0	0	0	0	0	

Table 19: Think of where you live most of the time. Which of the following people live there with you? Foster Father



Response	6	8	10	12	Total	
No	100.0	100.0	99.1	100.0	99.8	
Yes	0.0	0.0	0.9	0.0	0.2	
N of Valid	163	165	107	72	507	
N of Miss	0	0	0	0	0	

Table 20: Think of where you live most of the time. Which of the following people live there with you? Grandfather



Response	6	8	10	12	Total	
No	91.4	90.9	94.4	94.4	92.3	
Yes	8.6	9.1	5.6	5.6	7.7	
N of Valid	163	165	107	72	507	
N of Miss	0	0	0	0	0	

Table 21: Think of where you live most of the time. Which of the following people live there with you? Uncle



Response	6	8	10	12	Total	
No	96.9	95.2	97.2	90.3	95.5	
Yes	3.1	4.8	2.8	9.7	4.5	
N of Valid	163	165	107	72	507	
N of Miss	0	0	0	0	0	

Table 22: Think of where you live most of the time. Which of the following people live there with you? Other Adults



Response	6	8	10	12	Total	
No	99.4	99.4	100.0	97.2	99.2	
Yes	0.6	0.6	0.0	2.8	0.8	
N of Valid	163	165	107	72	507	
N of Miss	0	0	0	0	0	

Table 23: Think of where you live most of the time. Which of the following people live there with you? Brother(s)



Response	6	8	10	12	Total	
No	54.0	55.2	58.9	58.3	56.0	
Yes	46.0	44.8	41.1	41.7	44.0	
N of Valid	163	165	107	72	507	
N of Miss	0	0	0	0	0	

Table 24: Think of where you live most of the time. Which of the following people live there with you? Stepbrother(s)



Response	6	8	10	12	Total	
No	93.3	94.5	95.3	95.8	94.5	
Yes	6.7	5.5	4.7	4.2	5.5	
N of Valid	163	165	107	72	507	
N of Miss	0	0	0	0	0	

Table 25: Think of where you live most of the time. Which of the following people live there with you? Sister(s)



Response	6	8	10	12	Total	
No	62.6	63.0	67.3	66.7	64.3	
Yes	37.4	37.0	32.7	33.3	35.7	
N of Valid	163	165	107	72	507	
N of Miss	0	0	0	0	0	

Table 26: Think of where you live most of the time. Which of the following people live there with you? Stepsister(s)



Response	6	8	10	12	Total	
No	95.7	94.5	97.2	95.8	95.7	
Yes	4.3	5.5	2.8	4.2	4.3	
N of Valid	163	165	107	72	507	
N of Miss	0	0	0	0	0	

Table 27: Think of where you live most of the time. Which of the following people live there with you? Other Children



Response	6	8	10	12	Total	
No	95.1	97.0	97.2	91.7	95.7	
Yes	4.9	3.0	2.8	8.3	4.3	
N of Valid	163	165	107	72	507	
N of Miss	0	0	0	0	0	

Table 28: In my school, students have lots of chances to help decide things like class activities and rules.





Response	6	8	10	12	Total	
NO!	11.3	11.5	19.2	32.4	16.0	
no	39.0	35.2	35.6	35.2	36.5	
yes	39.0	40.6	41.3	28.2	38.5	
YES!	10.7	12.7	3.8	4.2	9.0	
N of Valid	159	165	104	71	499	
N of Miss	4	0	3	1	8	

Table 29: Teachers ask me to work on special classroom projects.





Response	6	8	10	12	Total	
NO!	6.4	7.3	7.7	11.3	7.6	
no	24.8	32.1	37.5	43.7	32.6	
yes	42.7	43.6	51.0	39.4	44.3	
YES!	26.1	17.0	3.8	5.6	15.5	
N of Valid	157	165	104	71	497	
N of Miss	6	0	3	1	10	

Table 30: My teacher(s) notices when I am doing a good job and lets me know about it.

Response	6	8	10	12	Total
NO!	3.1	9.2	5.8	14.3	7.3
no	12.6	21.5	21.4	32.9	20.2
yes	43.4	48.5	60.2	38.6	47.9
YES!	40.9	20.9	12.6	14.3	24.6
N of Valid	159	163	103	70	495
N of Miss	4	2	4	2	12

Table 31: There are lots of chances for students in my school to get involved in sports, clubs, and other school activities outside of class.

Response	6	8	10	12	Total
NO!	3.2	0.6	4.9	4.3	2.8
no	12.7	3.0	4.9	5.7	6.9
yes	41.8	29.7	51.0	52.9	41.2
YES!	42.4	66.7	39.2	37.1	49.1
N of Valid	158	165	102	70	495
N of Miss	5	0	5	2	12

Table 32: There are lots of chances for students in my school to talk with a teacher one-on-one.

Response	6	8	10	12	Total
NO!	1.9	6.1	8.7	13.0	6.3
no	13.0	20.1	26.9	15.9	18.7
yes	44.2	47.6	49.0	52.2	47.5
YES!	40.9	26.2	15.4	18.8	27.5
N of Valid	154	164	104	69	491
N of Miss	9	1	3	3	16

Table 33: I feel safe at my school.


Response	6	8	10	12	Total	
NO!	1.9	6.7	11.5	10.1	6.7	
no	9.5	4.9	19.2	15.9	10.9	
yes	34.8	49.4	59.6	50.7	47.1	
YES!	53.8	39.0	9.6	23.2	35.4	
N of Valid	158	164	104	69	495	
N of Miss	5	1	3	3	12	

Table 34: The school lets my parents know when I have done something well.


Response	6	8	10	12	Total	
NO!	8.2	16.7	20.8	20.9	15.3	
no	35.8	36.4	51.5	55.2	41.9	
yes	31.4	35.2	22.8	20.9	29.4	
YES!	24.5	11.7	5.0	3.0	13.3	
N of Valid	159	162	101	67	489	
N of Miss	4	3	6	5	18	

Table 35: My teachers praise me when I work hard in school.


Response	6	8	10	12	Total	
NO!	9.3	20.1	12.7	15.9	14.6	
no	32.0	34.1	38.2	47.8	36.3	
yes	37.3	33.5	43.1	30.4	36.3	
YES!	21.3	12.2	5.9	5.8	12.8	
N of Valid	150	164	102	69	485	
N of Miss	13	1	5	3	22	

Table 36: Are your school grades better than the grades of most students in your class?

Response	6	8	10	12	Total	
NO!	12.6	7.4	13.6	10.3	10.7	
no	27.2	28.2	35.0	38.2	30.7	
yes	43.7	47.2	39.8	39.7	43.5	
YES!	16.6	17.2	11.7	11.8	15.1	
N of Valid	151	163	103	68	485	
N of Miss	12	2	4	4	22	

Table 37: I have lots of chances to be part of class discussions or activities.

Response	6	8	10	12	Total	
NO!	2.5	3.0	3.9	7.4	3.7	
no	13.3	12.8	21.4	19.1	15.6	
yes	44.9	50.0	62.1	57.4	51.9	
YES!	39.2	34.1	12.6	16.2	28.8	
N of Valid	158	164	103	68	493	
N of Miss	5	1	4	4	14	

Table 38: Now thinking back over the past year in school, how often did you: enjoy being in school?

Response	6	8	10	12	Total	
Never	11.8	10.4	11.4	17.6	12.0	
Seldom	6.2	7.9	17.1	22.1	11.2	
Sometimes	37.9	40.9	45.7	41.2	41.0	
Often	24.8	26.8	18.1	8.8	21.9	
Almost always	19.3	14.0	7.6	10.3	13.9	
N of Valid	161	164	105	68	498	
N of Miss	2	1	2	4	9	

Table 39: Now thinking back over the past year in school, how often did you: hate being in school?






Response	6	8	10	12	Total	
Never	18.4	4.9	4.8	6.0	9.3	
Seldom	30.4	27.6	19.0	9.0	24.1	
Sometimes	25.9	35.0	35.2	35.8	32.3	
Often	12.7	19.6	24.8	28.4	19.7	
Almost always	12.7	12.9	16.2	20.9	14.6	
N of Valid	158	163	105	67	493	
N of Miss	5	2	2	5	14	

Table 40: Now thinking back over the past year in school, how often did you: try to do your best work in school?






Response	6	8	10	12	Total	
Never	0.0	0.0	1.0	1.5	0.4	
Seldom	1.9	2.5	3.8	7.5	3.3	
Sometimes	4.5	9.8	21.0	19.4	11.8	
Often	20.4	28.2	28.6	31.3	26.2	
Almost always	73.2	59.5	45.7	40.3	58.3	
N of Valid	157	163	105	67	492	
N of Miss	6	2	2	5	15	

Table 41: How often do you feel that the school work you are assigned is meaningful and important?






Response	6	8	10	12	Total	
Never	3.8	7.9	11.4	13.4	8.1	
Seldom	13.9	10.9	25.7	34.3	18.2	
Sometimes	21.5	30.9	25.7	29.9	26.7	
Often	34.8	30.3	26.7	16.4	29.1	
Almost always	25.9	20.0	10.5	6.0	18.0	
N of Valid	158	165	105	67	495	
N of Miss	5	0	2	5	12	

Table 42: Putting them all together, what were your grades like last year?

Response	6	8	10	12	Total	
Mostly F's	1.3	0.6	0.0	0.0	0.6	
Mostly D's	4.0	1.9	6.9	1.5	3.6	
Mostly C's	12.1	18.1	30.4	21.2	19.3	
Mostly B's	43.6	34.4	32.4	48.5	38.8	
Mostly A's	38.9	45.0	30.4	28.8	37.7	
N of Valid	149	160	102	66	477	
N of Miss	14	5	5	6	30	

Table 43: How important do you think the things you are learning in school are going to be for your later life?

Response	6	8	10	12	Total	
Very important	43.1	32.9	17.1	14.7	30.4	
Quite important	26.2	27.4	25.7	17.6	25.4	
Fairly important	23.8	25.0	24.8	33.8	25.8	
Slightly important	6.2	11.0	28.6	25.0	15.1	
Not at all important	0.6	3.7	3.8	8.8	3.4	
N of Valid	160	164	105	68	497	
N of Miss	3	1	2	4	10	

Table 44: How interesting are most of your courses to you?

Response	6	8	10	12	Total	
Very interesting and stimulating	12.2	6.1	5.8	3.0	7.5	
Quite interesting	35.9	33.3	28.2	20.9	31.4	
Fairly interesting	34.6	42.4	46.6	44.8	41.1	
Slightly dull	10.9	10.9	9.7	20.9	12.0	
Very dull	6.4	7.3	9.7	10.4	7.9	
N of Valid	156	165	103	67	491	
N of Miss	7	0	4	5	16	

Table 45: During the LAST FOUR WEEKS how many whole days of school have you missed because you skipped or 'cut'?








Response	6	8	10	12	Total	
None	68.1	70.9	73.1	72.1	70.6	
1	11.9	15.2	15.4	10.3	13.5	
2	9.4	7.3	3.8	7.4	7.2	
3	5.6	2.4	4.8	5.9	4.4	
04/05/13	4.4	3.6	1.9	2.9	3.4	
06/10/13	0.0	0.6	1.0	0.0	0.4	
11 or more	0.6	0.0	0.0	1.5	0.4	
N of Valid	160	165	104	68	497	
N of Miss	3	0	3	4	10	

Table 46: What are the chances you would be seen as cool if you: smoked cigarettes?






Response	6	8	10	12	Total	
No or very little chance	90.8	76.2	64.7	59.4	76.0	
Little chance	3.9	11.0	17.6	21.7	11.7	
Some chance	2.6	9.1	10.8	7.2	7.2	
Pretty good chance	1.3	3.0	3.9	8.7	3.5	
Very good chance	1.3	0.6	2.9	2.9	1.6	
N of Valid	153	164	102	69	488	
N of Miss	10	1	5	3	19	

Table 47: What are the chances you would be seen as cool if you: worked hard at school?






Response	6	8	10	12	Total	
No or very little chance	3.2	7.9	14.4	18.8	9.3	
Little chance	7.1	15.2	11.5	21.7	12.8	
Some chance	18.1	19.5	36.5	26.1	23.6	
Pretty good chance	24.5	29.3	19.2	20.3	24.4	
Very good chance	47.1	28.0	18.3	13.0	29.9	
N of Valid	155	164	104	69	492	
N of Miss	8	1	3	3	15	

Table 48: What are the chances you would be seen as cool if you: began drinking alcoholic beverages regularly, that is, at least once or twice a month?






Response	6	8	10	12	Total	
No or very little chance	85.2	69.3	48.5	43.5	66.3	
Little chance	8.4	10.4	20.4	17.4	12.9	
Some chance	2.6	11.7	15.5	13.0	9.8	
Pretty good chance	2.6	5.5	8.7	10.1	5.9	
Very good chance	1.3	3.1	6.8	15.9	5.1	
N of Valid	155	163	103	69	490	
N of Miss	8	2	4	3	17	

Table 49: What are the chances you would be seen as cool if you: defended someone who was being verbally abused at school?






Response	6	8	10	12	Total	
No or very little chance	20.4	13.6	10.6	14.5	15.2	
Little chance	8.6	8.6	12.5	13.0	10.1	
Some chance	9.2	22.2	25.0	30.4	19.9	
Pretty good chance	23.0	24.1	26.9	21.7	24.0	
Very good chance	38.8	31.5	25.0	20.3	30.8	
N of Valid	152	162	104	69	487	
N of Miss	11	3	3	3	20	

Table 50: What are the chances you would be seen as cool if you: smoked marijuana?






Response	6	8	10	12	Total	
No or very little chance	91.5	77.3	59.2	62.3	75.8	
Little chance	3.9	8.6	16.5	13.0	9.4	
Some chance	1.3	6.7	9.7	5.8	5.5	
Pretty good chance	1.3	3.1	5.8	8.7	3.9	
Very good chance	2.0	4.3	8.7	10.1	5.3	
N of Valid	153	163	103	69	488	
N of Miss	10	2	4	3	19	

Table 51: What are the chances you would be seen as cool if you: carried a handgun?






Response	6	8	10	12	Total	
No or very little chance	79.4	75.0	76.9	84.1	78.0	
Little chance	12.3	9.8	12.5	10.1	11.2	
Some chance	2.6	7.9	5.8	4.3	5.3	
Pretty good chance	1.3	3.0	1.9	1.4	2.0	
Very good chance	4.5	4.3	2.9	0.0	3.5	
N of Valid	155	164	104	69	492	
N of Miss	8	1	3	3	15	

Table 52: Think of your four best friends (the friends you feel closest to). In the past year (12 months), how many of your best friends have: participated in clubs, organizations or activities at school?






Response	6	8	10	12	Total	
0	14.0	6.1	8.7	8.8	9.5	
1	17.8	12.8	14.4	8.8	14.2	
2	20.4	18.3	25.0	22.1	20.9	
3	17.2	21.3	13.5	20.6	18.3	
4	30.6	41.5	38.5	39.7	37.1	
N of Valid	157	164	104	68	493	
N of Miss	6	1	3	4	14	

Table 53: Think of your four best friends (the friends you feel closest to). In the past year (12 months), how many of your best friends have: smoked cigarettes?






Response	6	8	10	12	Total	
0	93.6	68.7	45.2	34.8	66.9	
1	3.2	14.1	20.2	23.2	13.2	
2	1.9	8.0	12.5	20.3	8.7	
3	1.3	3.1	8.7	7.2	4.3	
4	0.0	6.1	13.5	14.5	6.9	
N of Valid	156	163	104	69	492	
N of Miss	7	2	3	3	15	

Table 54: Think of your four best friends (the friends you feel closest to). In the past year (12 months), how many of your best friends have: tried beer, wine or hard liquor (for example, vodka, whiskey, or gin) when their parents didn't know about it?






Response	6	8	10	12	Total	
0	89.2	51.5	28.8	30.4	55.8	
1	8.3	17.6	18.3	10.1	13.7	
2	1.9	12.7	19.2	20.3	11.7	
3	0.0	4.2	9.6	11.6	5.1	
4	0.6	13.9	24.0	27.5	13.7	
N of Valid	157	165	104	69	495	
N of Miss	6	0	3	3	12	

Table 55: Think of your four best friends (the friends you feel closest to). In the past year (12 months), how many of your best friends have: made a commitment to stay drug-free?






Response	6	8	10	12	Total	
0	7.7	14.6	26.2	33.8	17.6	
1	6.5	7.3	14.6	19.1	10.2	
2	4.5	12.8	15.5	11.8	10.6	
3	9.7	11.0	9.7	8.8	10.0	
4	71.6	54.3	34.0	26.5	51.6	
N of Valid	155	164	103	68	490	
N of Miss	8	1	4	4	17	

Table 56: Think of your four best friends (the friends you feel closest to). In the past year (12 months), how many of your best friends have: used marijuana?






Response	6	8	10	12	Total	
0	96.1	75.6	59.4	47.1	74.8	
1	1.3	11.6	8.9	14.7	8.2	
2	1.3	4.3	10.9	19.1	6.8	
3	0.6	1.8	7.9	10.3	3.9	
4	0.6	6.7	12.9	8.8	6.4	
N of Valid	155	164	101	68	488	
N of Miss	8	1	6	4	19	

Table 57: Think of your four best friends (the friends you feel closest to). In the past year (12 months), how many of your best friends have: used prescription drugs or non-prescription drugs for the purposes of getting high?






Response	6	8	10	12	Total	
0	97.4	81.8	68.9	68.1	82.2	
1	1.3	10.3	9.7	11.6	7.5	
2	0.0	3.0	6.8	7.2	3.4	
3	0.6	3.0	8.7	2.9	3.4	
4	0.6	1.8	5.8	10.1	3.4	
N of Valid	156	165	103	69	493	
N of Miss	7	0	4	3	14	

Table 58: Think of your four best friends (the friends you feel closest to). In the past year (12 months), how many of your best friends have: used synthetic marijuana (K2, spice) or bath salts?






Response	6	8	10	12	Total	
0	98.7	85.5	73.3	77.9	86.1	
1	0.6	6.7	10.9	7.4	5.7	
2	0.0	4.8	6.9	7.4	4.1	
3	0.0	1.2	5.0	2.9	1.8	
4	0.6	1.8	4.0	4.4	2.2	
N of Valid	155	165	101	68	489	
N of Miss	8	0	6	4	18	

Table 59: Think of your four best friends (the friends you feel closest to). In the past year (12 months), how many of your best friends have: used LSD, cocaine, amphetamines, or other illegal drugs?






Response	6	8	10	12	Total	
0	98.1	89.1	80.4	91.2	90.4	
1	0.6	6.7	9.8	4.4	5.1	
2	0.6	1.8	5.9	0.0	2.0	
3	0.6	0.6	2.9	1.5	1.2	
4	0.0	1.8	1.0	2.9	1.2	
N of Valid	154	165	102	68	489	
N of Miss	9	0	5	4	18	

Table 60: Think of your four best friends (the friends you feel closest to). In the past year (12 months), how many of your best friends have: tried to do well in school?






Response	6	8	10	12	Total	
0	0.6	3.0	7.8	4.5	3.5	
1	2.5	6.1	5.8	9.0	5.3	
2	7.0	7.9	17.5	25.4	12.0	
3	13.4	15.8	24.3	22.4	17.7	
4	76.4	67.3	44.7	38.8	61.6	
N of Valid	157	165	103	67	492	
N of Miss	6	0	4	5	15	

Table 61: Think of your four best friends (the friends you feel closest to). In the past year (12 months), how many of your best friends have: been suspended from school?






Response	6	8	10	12	Total	
0	79.4	66.1	54.9	79.4	69.8	
1	11.6	17.6	12.7	8.8	13.5	
2	5.2	9.7	14.7	5.9	8.8	
3	1.9	3.6	3.9	1.5	2.9	
4	1.9	3.0	13.7	4.4	5.1	
N of Valid	155	165	102	68	490	
N of Miss	8	0	5	4	17	

Table 62: Think of your four best friends (the friends you feel closest to). In the past year (12 months), how many of your best friends have: liked school?






Response	6	8	10	12	Total	
0	20.1	29.3	35.6	52.9	31.0	
1	14.3	9.8	14.9	13.2	12.7	
2	18.2	26.2	27.7	17.6	22.8	
3	20.1	16.5	14.9	2.9	15.4	
4	27.3	18.3	6.9	13.2	18.1	
N of Valid	154	164	101	68	487	
N of Miss	9	1	6	4	20	

Table 63: Think of your four best friends (the friends you feel closest to). In the past year (12 months), how many of your best friends have: carried a handgun?






Response	6	8	10	12	Total	
0	87.9	83.6	92.2	91.2	87.8	
1	2.5	3.6	5.9	1.5	3.5	
2	5.7	4.8	1.0	4.4	4.3	
3	0.6	4.2	0.0	0.0	1.6	
4	3.2	3.6	1.0	2.9	2.8	
N of Valid	157	165	102	68	492	
N of Miss	6	0	5	4	15	

Table 64: Think of your four best friends (the friends you feel closest to). In the past year (12 months), how many of your best friends have: sold illegal drugs?






Response	6	8	10	12	Total	
0	98.1	88.5	73.5	82.4	87.5	
1	0.6	7.9	9.8	11.8	6.5	
2	0.6	1.2	9.8	4.4	3.3	
3	0.6	0.6	2.0	0.0	0.8	
4	0.0	1.8	4.9	1.5	1.8	
N of Valid	154	165	102	68	489	
N of Miss	9	0	5	4	18	

Table 65: Think of your four best friends (the friends you feel closest to). In the past year (12 months), how many of your best friends have: regularly attended religious services?






Response	6	8	10	12	Total	
0	25.5	11.7	20.6	25.0	19.7	
1	9.7	12.3	26.5	26.5	16.5	
2	18.6	26.4	23.5	23.5	23.0	
3	20.0	20.9	10.8	13.2	17.4	
4	26.2	28.8	18.6	11.8	23.4	
N of Valid	145	163	102	68	478	
N of Miss	18	2	5	4	29	

Table 66: Think of your four best friends (the friends you feel closest to). In the past year (12 months), how many of your best friends have: stolen or tried to steal a motor vehicle such as a car or motorcycle?





Response	6	8	10	12	Total	
0	96.8	95.1	96.1	92.6	95.5	
1	1.9	3.7	2.9	2.9	2.9	
2	0.0	0.0	0.0	0.0	0.0	
3	0.6	0.0	1.0	2.9	0.8	
4	0.6	1.2	0.0	1.5	0.8	
N of Valid	155	164	102	68	489	
N of Miss	8	1	5	4	18	

Table 67: Think of your four best friends (the friends you feel closest to). In the past year (12 months), how many of your best friends have: been arrested?






Response	6	8	10	12	Total	
0	94.2	84.1	73.5	82.4	84.8	
1	4.5	11.0	16.7	7.4	9.6	
2	0.0	1.2	7.8	7.4	3.1	
3	0.0	3.0	1.0	1.5	1.4	
4	1.3	0.6	1.0	1.5	1.0	
N of Valid	154	164	102	68	488	
N of Miss	9	1	5	4	19	

Table 68: Think of your four best friends (the friends you feel closest to). In the past year (12 months), how many of your best friends have: dropped out of school?






Response	6	8	10	12	Total	
0	91.6	94.5	80.4	76.5	88.1	
1	6.5	3.7	10.8	19.1	8.2	
2	0.0	1.8	6.9	2.9	2.5	
3	1.3	0.0	1.0	1.5	0.8	
4	0.6	0.0	1.0	0.0	0.4	
N of Valid	154	163	102	68	487	
N of Miss	9	2	5	4	20	

Table 69: Think of your four best friends (the friends you feel closest to). In the past year (12 months), how many of your best friends have: been members of a gang?






Response	6	8	10	12	Total	
0	91.0	94.5	85.3	92.6	91.2	
1	3.2	3.7	11.8	2.9	5.1	
2	1.9	0.6	1.0	1.5	1.2	
3	0.6	0.0	1.0	0.0	0.4	
4	3.2	1.2	1.0	2.9	2.0	
N of Valid	155	164	102	68	489	
N of Miss	8	1	5	4	18	

Table 70: How old were you when you first: smoked marijuana?










Response	6	8	10	12	Total	
Never	98.7	90.1	75.0	69.1	86.7	
10 or younger	0.6	0.6	3.8	1.5	1.4	
11	0.6	1.2	1.0	0.0	0.8	
12	0.0	1.2	2.9	5.9	1.8	
13	0.0	3.7	5.8	2.9	2.9	
14	0.0	3.1	5.8	2.9	2.7	
15	0.0	0.0	3.8	10.3	2.2	
16	0.0	0.0	1.9	5.9	1.2	
17 or older	0.0	0.0	0.0	1.5	0.2	
N of Valid	156	162	104	68	490	
N of Miss	7	3	3	4	17	

Table 71: How old were you when you first: smoked a cigarette, even just a puff?


Response	6	8	10	12	Total	
Never	92.9	74.8	51.5	43.5	71.3	
10 or younger	4.5	9.8	12.6	11.6	9.0	
11	2.6	5.5	4.9	7.2	4.7	
12	0.0	3.1	4.9	4.3	2.6	
13	0.0	6.7	11.7	7.2	5.7	
14	0.0	0.0	8.7	7.2	2.9	
15	0.0	0.0	2.9	4.3	1.2	
16	0.0	0.0	2.9	5.8	1.4	
17 or older	0.0	0.0	0.0	8.7	1.2	
N of Valid	156	163	103	69	491	
N of Miss	7	2	4	3	16	

Table 72: How old were you when you first: had more than a sip or two of beer, wine or hard liquor (for example, vodka, whiskey, or gin)?

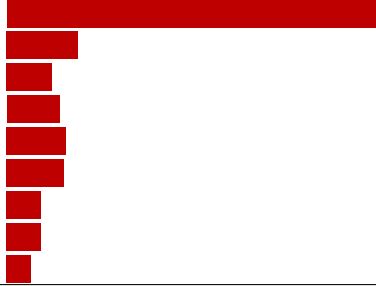
Response	6	8	10	12	Total	
Never	87.9	55.2	37.3	30.4	58.4	
10 or younger	6.4	12.1	11.8	4.3	9.1	
11	3.8	5.5	4.9	5.8	4.9	
12	1.3	8.5	9.8	5.8	6.1	
13	0.6	13.3	9.8	2.9	7.1	
14	0.0	4.8	16.7	13.0	6.9	
15	0.0	0.6	6.9	10.1	3.0	
16	0.0	0.0	2.0	18.8	3.0	
17 or older	0.0	0.0	1.0	8.7	1.4	
N of Valid	157	165	102	69	493	
N of Miss	6	0	5	3	14	

Table 73: How old were you when you first: began drinking alcoholic beverages regularly, that is, at least once or twice a month?










Response	6	8	10	12	Total	
Never	98.1	90.8	74.8	61.8	85.8	
10 or younger	0.6	1.2	1.9	0.0	1.0	
11	0.0	1.8	1.9	0.0	1.0	
12	1.3	1.2	2.9	4.4	2.0	
13	0.0	2.5	5.8	1.5	2.2	
14	0.0	1.8	4.9	1.5	1.8	
15	0.0	0.6	5.8	11.8	3.0	
16	0.0	0.0	1.9	13.2	2.2	
17 or older	0.0	0.0	0.0	5.9	0.8	
N of Valid	159	163	103	68	493	
N of Miss	4	2	4	4	14	

Table 74: How old were you when you first: used Daztrex?


Response	6	8	10	12	Total	
Never	100.0	100.0	100.0	100.0	100.0	
10 or younger	0.0	0.0	0.0	0.0	0.0	
11	0.0	0.0	0.0	0.0	0.0	
12	0.0	0.0	0.0	0.0	0.0	
13	0.0	0.0	0.0	0.0	0.0	
14	0.0	0.0	0.0	0.0	0.0	
15	0.0	0.0	0.0	0.0	0.0	
16	0.0	0.0	0.0	0.0	0.0	
17 or older	0.0	0.0	0.0	0.0	0.0	
N of Valid	146	163	103	69	481	
N of Miss	17	2	4	3	26	

Table 75: How old were you when you first: got suspended from school?










Response	6	8	10	12	Total	
Never	98.1	87.2	68.6	62.3	83.4	
10 or younger	1.9	1.8	4.9	10.1	3.6	
11	0.0	4.3	2.0	2.9	2.2	
12	0.0	3.0	1.0	1.4	1.4	
13	0.0	2.4	6.9	4.3	2.8	
14	0.0	1.2	9.8	5.8	3.2	
15	0.0	0.0	6.9	7.2	2.4	
16	0.0	0.0	0.0	2.9	0.4	
17 or older	0.0	0.0	0.0	2.9	0.4	
N of Valid	160	164	102	69	495	
N of Miss	3	1	5	3	12	

Table 76: How old were you when you first: got arrested?









Response	6	8	10	12	Total	
Never	98.7	97.5	91.2	95.7	96.3	
10 or younger	0.6	0.0	0.0	0.0	0.2	
11	0.6	0.0	1.0	0.0	0.4	
12	0.0	1.2	0.0	1.4	0.6	
13	0.0	0.0	3.9	0.0	0.8	
14	0.0	0.0	1.0	0.0	0.2	
15	0.0	1.2	2.9	1.4	1.2	
16	0.0	0.0	0.0	1.4	0.2	
17 or older	0.0	0.0	0.0	0.0	0.0	
N of Valid	158	163	102	69	492	
N of Miss	5	2	5	3	15	

Table 77: How old were you when you first: carried a handgun?








Response	6	8	10	12	Total	
Never	88.7	84.8	92.0	97.1	89.3	
10 or younger	7.3	4.9	1.0	1.4	4.3	
11	3.3	1.2	1.0	0.0	1.7	
12	0.7	4.3	2.0	1.4	2.3	
13	0.0	2.4	3.0	0.0	1.4	
14	0.0	2.4	0.0	0.0	0.8	
15	0.0	0.0	1.0	0.0	0.2	
16	0.0	0.0	0.0	0.0	0.0	
17 or older	0.0	0.0	0.0	0.0	0.0	
N of Valid	151	164	100	69	484	
N of Miss	12	1	7	3	23	

Table 78: How old were you when you first: attacked someone with the idea of seriously hurting them?









Response	6	8	10	12	Total	
Never	91.6	89.0	78.4	85.3	87.1	
10 or younger	3.9	4.3	3.9	4.4	4.1	
11	2.6	0.6	2.0	0.0	1.4	
12	1.9	1.2	2.0	1.5	1.6	
13	0.0	4.3	2.9	1.5	2.3	
14	0.0	0.6	3.9	0.0	1.0	
15	0.0	0.0	5.9	7.4	2.3	
16	0.0	0.0	1.0	0.0	0.2	
17 or older	0.0	0.0	0.0	0.0	0.0	
N of Valid	155	163	102	68	488	
N of Miss	8	2	5	4	19	

Table 79: How old were you when you first: belonged to a gang?







Response	6	8	10	12	Total	
Never	96.8	98.2	96.1	100.0	97.6	
10 or younger	0.6	0.0	1.0	0.0	0.4	
11	0.6	0.6	0.0	0.0	0.4	
12	0.6	0.0	1.0	0.0	0.4	
13	0.6	1.2	2.0	0.0	1.0	
14	0.0	0.0	0.0	0.0	0.0	
15	0.0	0.0	0.0	0.0	0.0	
16	0.0	0.0	0.0	0.0	0.0	
17 or older	0.6	0.0	0.0	0.0	0.2	
N of Valid	158	164	102	68	492	
N of Miss	5	1	5	4	15	

Table 80: How wrong do you think it is for someone your age to: take a handgun to school?





Response	6	8	10	12	Total	
Very wrong	90.6	86.1	82.7	93.9	87.9	
Wrong	6.2	13.3	11.5	4.5	9.5	
A little bit wrong	1.9	0.6	4.8	1.5	2.0	
Not wrong at all	1.2	0.0	1.0	0.0	0.6	
N of Valid	160	165	104	66	495	
N of Miss	3	0	3	6	12	

Table 81: How wrong do you think it is for someone your age to: steal anything worth more than \$5?





Response	6	8	10	12	Total	
Very wrong	71.1	63.6	63.5	66.7	66.4	
Wrong	24.5	33.3	26.0	27.3	28.1	
A little bit wrong	3.1	3.0	9.6	4.5	4.7	
Not wrong at all	1.3	0.0	1.0	1.5	0.8	
N of Valid	159	165	104	66	494	
N of Miss	4	0	3	6	13	

Table 82: How wrong do you think it is for someone your age to: pick a fight with someone?





Response	6	8	10	12	Total	
Very wrong	66.5	40.6	36.5	42.4	48.3	
Wrong	24.1	39.4	30.8	31.8	31.6	
A little bit wrong	7.6	18.2	25.0	21.2	16.6	
Not wrong at all	1.9	1.8	7.7	4.5	3.4	
N of Valid	158	165	104	66	493	
N of Miss	5	0	3	6	14	

Table 83: How wrong do you think it is for someone your age to: attack someone with the idea of seriously hurting them?





Response	6	8	10	12	Total	
Very wrong	86.8	73.9	59.2	69.7	74.4	
Wrong	6.9	17.6	23.3	18.2	15.4	
A little bit wrong	5.0	7.3	15.5	9.1	8.5	
Not wrong at all	1.3	1.2	1.9	3.0	1.6	
N of Valid	159	165	103	66	493	
N of Miss	4	0	4	6	14	

Table 84: How wrong do you think it is for someone your age to: stay away from school all day when their parents think they are at school?





Response	6	8	10	12	Total	
Very wrong	88.7	67.3	54.8	43.9	68.4	
Wrong	10.1	22.4	22.1	27.3	19.0	
A little bit wrong	1.3	9.7	20.2	25.8	11.3	
Not wrong at all	0.0	0.6	2.9	3.0	1.2	
N of Valid	159	165	104	66	494	
N of Miss	4	0	3	6	13	

Table 85: How wrong do you think it is for someone your age to: drink beer, wine or hard liquor (for example, vodka, whiskey, or gin) regularly?





Response	6	8	10	12	Total	
Very wrong	89.9	67.9	42.3	33.3	65.0	
Wrong	6.9	19.4	26.9	27.3	18.0	
A little bit wrong	3.1	8.5	15.4	24.2	10.3	
Not wrong at all	0.0	4.2	15.4	15.2	6.7	
N of Valid	159	165	104	66	494	
N of Miss	4	0	3	6	13	

Table 86: How wrong do you think it is for someone your age to: smoke cigarettes?





Response	6	8	10	12	Total	
Very wrong	91.1	72.1	52.9	42.4	70.2	
Wrong	6.3	15.2	15.4	18.2	12.8	
A little bit wrong	1.9	8.5	16.3	28.8	10.8	
Not wrong at all	0.6	4.2	15.4	10.6	6.3	
N of Valid	158	165	104	66	493	
N of Miss	5	0	3	6	14	

Table 87: How wrong do you think it is for someone your age to: smoke marijuana?





Response	6	8	10	12	Total	
Very wrong	96.2	81.1	60.6	56.1	78.2	
Wrong	3.8	10.4	15.4	18.2	10.4	
A little bit wrong	0.0	2.4	7.7	10.6	3.9	
Not wrong at all	0.0	6.1	16.3	15.2	7.5	
N of Valid	157	164	104	66	491	
N of Miss	6	1	3	6	16	

Table 88: How wrong do you think it is for someone your age to: use prescription drugs or non-prescription drugs for the purpose of getting high?





Response	6	8	10	12	Total	
Very wrong	97.5	90.9	69.2	75.8	86.4	
Wrong	2.5	6.1	14.4	18.2	8.3	
A little bit wrong	0.0	1.8	8.7	0.0	2.4	
Not wrong at all	0.0	1.2	7.7	6.1	2.8	
N of Valid	159	165	104	66	494	
N of Miss	4	0	3	6	13	

Table 89: How wrong do you think it is for someone your age to: use synthetic marijuana (K2, spice) or bath salts?





Response	6	8	10	12	Total	
Very wrong	97.5	90.9	78.8	81.8	89.2	
Wrong	2.5	6.1	11.5	12.1	6.9	
A little bit wrong	0.0	1.8	5.8	3.0	2.2	
Not wrong at all	0.0	1.2	3.8	3.0	1.6	
N of Valid	158	165	104	66	493	
N of Miss	5	0	3	6	14	

Table 90: How wrong do you think it is for someone your age to: use LSD, cocaine, amphetamines or another illegal drug?





Response	6	8	10	12	Total	
Very wrong	97.5	93.9	81.7	90.9	92.1	
Wrong	2.5	4.8	8.7	3.0	4.7	
A little bit wrong	0.0	0.6	5.8	3.0	1.8	
Not wrong at all	0.0	0.6	3.8	3.0	1.4	
N of Valid	158	165	104	66	493	
N of Miss	5	0	3	6	14	

Table 91: At school during the past 12 months, did you receive help from the resource teacher, speech therapist or other special education teacher?

Response	6	8	10	12	Total
No	76.6	82.8	90.9	82.5	82.5
Yes	23.4	17.2	9.1	17.5	17.5
N of Valid	145	151	99	63	458
N of Miss	18	14	8	9	49

Table 92: How many times in the past year (12 months) have you: been suspended from school?

Response	6	8	10	12	Total
Never	98.8	90.9	79.0	89.4	90.7
1 to 2 times	1.2	7.9	19.0	9.1	8.3
3 to 5 times	0.0	0.6	1.9	1.5	0.8
6 to 9 times	0.0	0.6	0.0	0.0	0.2
10 to 19 times	0.0	0.0	0.0	0.0	0.0
20 to 29 times	0.0	0.0	0.0	0.0	0.0
30 to 39 times	0.0	0.0	0.0	0.0	0.0
40+ times	0.0	0.0	0.0	0.0	0.0
N of Valid	160	164	105	66	495
N of Miss	3	1	2	6	12

Table 93: How many times in the past year (12 months) have you: carried a handgun?

Response	6	8	10	12	Total
Never	88.1	81.1	92.4	92.5	87.3
1 to 2 times	6.3	9.1	4.8	3.0	6.5
3 to 5 times	0.6	2.4	1.0	0.0	1.2
6 to 9 times	1.9	1.2	0.0	1.5	1.2
10 to 19 times	0.6	0.6	0.0	1.5	0.6
20 to 29 times	0.0	0.6	0.0	1.5	0.4
30 to 39 times	0.0	1.2	0.0	0.0	0.4
40+ times	2.5	3.7	1.9	0.0	2.4
N of Valid	159	164	105	67	495
N of Miss	4	1	2	5	12

Table 94: How many times in the past year (12 months) have you: sold illegal drugs?







Response	6	8	10	12	Total	
Never	100.0	96.9	90.5	93.8	96.1	
1 to 2 times	0.0	2.5	2.9	1.5	1.6	
3 to 5 times	0.0	0.6	2.9	1.5	1.0	
6 to 9 times	0.0	0.0	0.0	0.0	0.0	
10 to 19 times	0.0	0.0	0.0	3.1	0.4	
20 to 29 times	0.0	0.0	1.9	0.0	0.4	
30 to 39 times	0.0	0.0	0.0	0.0	0.0	
40+ times	0.0	0.0	1.9	0.0	0.4	
N of Valid	158	163	105	65	491	
N of Miss	5	2	2	7	16	

Table 95: How many times in the past year (12 months) have you: stolen or tried to steal a motor vehicle such as a car or motorcycle?




Response	6	8	10	12	Total	
Never	99.4	98.1	100.0	100.0	99.2	
1 to 2 times	0.0	1.9	0.0	0.0	0.6	
3 to 5 times	0.0	0.0	0.0	0.0	0.0	
6 to 9 times	0.0	0.0	0.0	0.0	0.0	
10 to 19 times	0.0	0.0	0.0	0.0	0.0	
20 to 29 times	0.6	0.0	0.0	0.0	0.2	
30 to 39 times	0.0	0.0	0.0	0.0	0.0	
40+ times	0.0	0.0	0.0	0.0	0.0	
N of Valid	158	162	105	67	492	
N of Miss	5	3	2	5	15	

Table 96: How many times in the past year (12 months) have you: participated in clubs, organizations or activities at school?









Response	6	8	10	12	Total	
Never	32.3	23.8	20.0	21.2	25.3	
1 to 2 times	29.0	18.9	22.9	10.6	21.8	
3 to 5 times	17.4	17.1	15.2	27.3	18.2	
6 to 9 times	6.5	15.9	6.7	15.2	10.8	
10 to 19 times	5.8	7.3	8.6	6.1	6.9	
20 to 29 times	2.6	3.7	5.7	6.1	4.1	
30 to 39 times	0.6	0.6	3.8	1.5	1.4	
40+ times	5.8	12.8	17.1	12.1	11.4	
N of Valid	155	164	105	66	490	
N of Miss	8	1	2	6	17	

Table 97: How many times in the past year (12 months) have you: been arrested?






Response	6	8	10	12	Total	
Never	97.5	97.5	94.3	97.0	96.7	
1 to 2 times	1.9	1.9	5.7	1.5	2.7	
3 to 5 times	0.6	0.0	0.0	0.0	0.2	
6 to 9 times	0.0	0.6	0.0	0.0	0.2	
10 to 19 times	0.0	0.0	0.0	0.0	0.0	
20 to 29 times	0.0	0.0	0.0	0.0	0.0	
30 to 39 times	0.0	0.0	0.0	1.5	0.2	
40+ times	0.0	0.0	0.0	0.0	0.0	
N of Valid	157	161	105	67	490	
N of Miss	6	4	2	5	17	

Table 98: How many times in the past year (12 months) have you: attacked someone with the idea of seriously hurting them?


Response	6	8	10	12	Total	
Never	92.4	89.6	84.6	91.0	89.6	
1 to 2 times	3.2	4.3	12.5	1.5	5.3	
3 to 5 times	1.9	4.3	2.9	4.5	3.3	
6 to 9 times	1.3	0.0	0.0	1.5	0.6	
10 to 19 times	0.0	1.2	0.0	1.5	0.6	
20 to 29 times	0.0	0.6	0.0	0.0	0.2	
30 to 39 times	0.0	0.0	0.0	0.0	0.0	
40+ times	1.3	0.0	0.0	0.0	0.4	
N of Valid	158	163	104	67	492	
N of Miss	5	2	3	5	15	

Table 99: How many times in the past year (12 months) have you: been drunk or high at school?


Response	6	8	10	12	Total	
Never	98.7	93.9	82.7	86.6	92.1	
1 to 2 times	1.3	1.8	5.8	9.0	3.5	
3 to 5 times	0.0	0.6	2.9	0.0	0.8	
6 to 9 times	0.0	1.8	2.9	3.0	1.6	
10 to 19 times	0.0	1.2	2.9	0.0	1.0	
20 to 29 times	0.0	0.0	1.0	1.5	0.4	
30 to 39 times	0.0	0.0	0.0	0.0	0.0	
40+ times	0.0	0.6	1.9	0.0	0.6	
N of Valid	158	163	104	67	492	
N of Miss	5	2	3	5	15	

Table 100: How many times in the past year (12 months) have you: taken a handgun to school?



Response	6	8	10	12	Total	
Never	98.7	100.0	100.0	100.0	99.6	
1 to 2 times	1.3	0.0	0.0	0.0	0.4	
3 to 5 times	0.0	0.0	0.0	0.0	0.0	
6 to 9 times	0.0	0.0	0.0	0.0	0.0	
10 to 19 times	0.0	0.0	0.0	0.0	0.0	
20 to 29 times	0.0	0.0	0.0	0.0	0.0	
30 to 39 times	0.0	0.0	0.0	0.0	0.0	
40+ times	0.0	0.0	0.0	0.0	0.0	
N of Valid	158	164	105	67	494	
N of Miss	5	1	2	5	13	

Table 101: Are you currently on probation, or assigned a probation officer with Juvenile Court?



Response	6	8	10	12	Total	
No	99.2	98.7	96.0	96.9	98.0	
Yes	0.8	1.3	4.0	3.1	2.0	
N of Valid	133	156	100	65	454	
N of Miss	30	9	7	7	53	

Table 102: Have you ever belonged to a gang?





Response	6	8	10	12	Total	
No	95.6	95.8	92.3	95.5	94.9	
No, but would like to	0.6	2.4	2.9	1.5	1.8	
Yes, in the past	2.5	1.2	2.9	1.5	2.0	
Yes, belong now	1.2	0.6	1.9	1.5	1.2	
Yes, but would like to get out	0.0	0.0	0.0	0.0	0.0	
N of Valid	160	165	104	66	495	
N of Miss	3	0	3	6	12	

Table 103: If you have ever belonged to a gang, did that gang have a name?

Response	6	8	10	12	Total
No	11.9	6.7	7.8	7.9	8.8
Yes	1.2	1.8	3.9	3.2	2.2
I have never belonged to a gang	86.9	91.5	88.2	88.9	89.0
N of Valid	160	164	102	63	489
N of Miss	3	1	5	9	18

Table 104: You are at a party at someone's house, and one of your friends offers you a drink containing alcohol. What would you say or do?

Response	6	8	10	12	Total
Drink it	4.4	18.8	37.3	40.6	20.9
Tell your friend, 'No thanks, I don't drink' and suggest that you and your friend go and do something else	44.3	40.0	29.4	26.6	37.4
Just say, 'No thanks' and walk away	30.4	32.7	27.5	23.4	29.7
Make up a good excuse, tell your friend you had something else to do, and leave	20.9	8.5	5.9	9.4	12.1
N of Valid	158	165	102	64	489
N of Miss	5	0	5	8	18

Table 105: How often do you attend religious services or activities?

Response	6	8	10	12	Total
Never	18.1	10.3	18.3	23.4	16.2
Rarely	24.2	23.0	26.0	23.4	24.1
1-2 Times a Month	8.7	10.3	17.3	18.8	12.4
About Once a Week or More	49.0	56.4	38.5	34.4	47.3
N of Valid	149	165	104	64	482
N of Miss	14	0	3	8	25

Table 106: I think sometimes it's okay to cheat at school.





Response	6	8	10	12	Total	
NO!	70.4	49.1	24.0	25.0	47.6	
no	23.3	37.6	40.4	37.5	33.5	
yes	6.3	11.5	28.8	32.8	16.3	
YES!	0.0	1.8	6.7	4.7	2.6	
N of Valid	159	165	104	64	492	
N of Miss	4	0	3	8	15	

Table 107: It is important to think before you act.





Response	6	8	10	12	Total	
NO!	2.5	3.7	1.9	6.2	3.3	
no	3.8	3.1	3.8	0.0	3.1	
yes	25.3	33.1	37.5	37.5	32.1	
YES!	68.4	60.1	56.7	56.2	61.6	
N of Valid	158	163	104	64	489	
N of Miss	5	2	3	8	18	

Table 108: Sometimes I think that life is not worth it.





Response	6	8	10	12	Total	
NO!	65.4	54.3	40.8	36.5	52.6	
no	15.7	17.1	26.2	28.6	20.1	
yes	13.1	20.7	23.3	28.6	19.9	
YES!	5.9	7.9	9.7	6.3	7.5	
N of Valid	153	164	103	63	483	
N of Miss	10	1	4	9	24	

Table 109: At times I think I am no good at all.





Response	6	8	10	12	Total	
NO!	39.5	35.8	28.4	14.1	32.6	
no	23.6	26.1	21.6	21.9	23.8	
yes	26.8	23.6	37.3	53.1	31.4	
YES!	10.2	14.5	12.7	10.9	12.3	
N of Valid	157	165	102	64	488	
N of Miss	6	0	5	8	19	

Table 110: All in all, I am inclined to think that I am a failure.





Response	6	8	10	12	Total	
NO!	58.2	52.7	41.6	31.2	49.3	
no	27.5	26.7	32.7	42.2	30.2	
yes	10.5	13.9	16.8	20.3	14.3	
YES!	3.9	6.7	8.9	6.2	6.2	
N of Valid	153	165	101	64	483	
N of Miss	10	0	6	8	24	

Table 111: In the past year, have you felt depressed or sad MOST days, even if you felt okay sometimes?





Response	6	8	10	12	Total	
NO!	40.3	39.4	26.7	15.6	33.9	
no	22.1	20.6	29.7	28.1	24.0	
yes	27.3	23.6	26.7	35.9	27.1	
YES!	10.4	16.4	16.8	20.3	15.1	
N of Valid	154	165	101	64	484	
N of Miss	9	0	6	8	23	

Table 112: It is all right to beat up people if they start the fight.





Response	6	8	10	12	Total	
NO!	57.0	40.0	22.8	25.0	40.0	
no	20.3	24.2	18.8	23.4	21.7	
yes	10.8	23.6	29.7	26.6	21.1	
YES!	12.0	12.1	28.7	25.0	17.2	
N of Valid	158	165	101	64	488	
N of Miss	5	0	6	8	19	

Table 113: I think it is okay to take something without asking if you can get away with it.





Response	6	8	10	12	Total	
NO!	89.2	74.4	54.5	64.1	73.7	
no	7.6	22.6	35.6	29.7	21.4	
yes	2.5	2.4	8.9	4.7	4.1	
YES!	0.6	0.6	1.0	1.6	0.8	
N of Valid	158	164	101	64	487	
N of Miss	5	1	6	8	20	

Table 114: Where do you get the most information about living a drug and alcohol free life? Parents/guardians





Response	6	8	10	12	Total	
All the time	58.1	39.4	45.1	40.0	46.7	
Most	18.7	29.1	26.5	26.7	24.9	
Some	16.1	20.6	18.6	26.7	19.5	
Very little	7.1	10.9	9.8	6.7	8.9	
N of Valid	155	165	102	60	482	
N of Miss	8	0	5	12	25	

Table 115: Where do you get the most information about living a drug and alcohol free life? Friends





Response	6	8	10	12	Total	
All the time	29.9	17.9	10.0	10.5	19.2	
Most	16.9	19.1	21.0	21.1	19.0	
Some	29.2	31.5	28.0	35.1	30.4	
Very little	24.0	31.5	41.0	33.3	31.3	
N of Valid	154	162	100	57	473	
N of Miss	9	3	7	15	34	

Table 116: Where do you get the most information about living a drug and alcohol free life? Family members





Response	6	8	10	12	Total	
All the time	51.0	35.0	37.6	37.9	41.1	
Most	27.7	29.4	25.7	13.8	26.2	
Some	16.1	21.5	21.8	29.3	20.8	
Very little	5.2	14.1	14.9	19.0	11.9	
N of Valid	155	163	101	58	477	
N of Miss	8	2	6	14	30	

Table 117: Where do you get the most information about living a drug and alcohol free life? School





Response	6	8	10	12	Total	
All the time	62.3	57.7	33.0	30.5	50.6	
Most	22.1	27.6	29.0	39.0	27.5	
Some	11.7	12.9	29.0	15.3	16.2	
Very little	3.9	1.8	9.0	15.3	5.7	
N of Valid	154	163	100	59	476	
N of Miss	9	2	7	13	31	

Table 118: Where do you get the most information about living a drug and alcohol free life? Internet





Response	6	8	10	12	Total	
All the time	19.3	6.7	11.2	3.6	11.3	
Most	10.0	11.0	13.3	8.9	10.9	
Some	18.0	26.4	21.4	25.0	22.5	
Very little	52.7	55.8	54.1	62.5	55.2	
N of Valid	150	163	98	56	467	
N of Miss	13	2	9	16	40	

Table 119: Where do you get the most information about living a drug and alcohol free life? TV





Response	6	8	10	12	Total	
All the time	25.7	9.8	15.2	1.8	15.0	
Most	10.8	11.7	11.1	16.1	11.8	
Some	23.0	33.1	27.3	35.7	29.0	
Very little	40.5	45.4	46.5	46.4	44.2	
N of Valid	148	163	99	56	466	
N of Miss	15	2	8	16	41	

Table 120: Where do you get the most information about living a drug and alcohol free life? Social media





Response	6	8	10	12	Total	
All the time	21.4	8.6	14.3	5.3	13.3	
Most	11.4	11.7	13.3	8.8	11.6	
Some	23.6	33.1	20.4	38.6	28.2	
Very little	43.6	46.6	52.0	47.4	46.9	
N of Valid	140	163	98	57	458	
N of Miss	23	2	9	15	49	

Table 121: How much do you think people risk harming themselves (physically or in other ways) if they: smoked one or more packs of cigarettes per day?


Response	6	8	10	12	Total	
No risk	10.4	6.1	3.0	3.3	6.5	
Slight risk	7.1	8.6	15.2	11.5	9.9	
Moderate risk	17.5	23.3	19.2	29.5	21.4	
Great risk	64.9	62.0	62.6	55.7	62.3	
N of Valid	154	163	99	61	477	
N of Miss	9	2	8	11	30	

Table 122: How much do you think people risk harming themselves (physically or in other ways) if they: try marijuana once or twice?


Response	6	8	10	12	Total	
No risk	12.3	12.9	26.0	27.9	17.4	
Slight risk	21.4	30.1	18.0	41.0	26.2	
Moderate risk	22.7	20.2	21.0	14.8	20.5	
Great risk	43.5	36.8	35.0	16.4	36.0	
N of Valid	154	163	100	61	478	
N of Miss	9	2	7	11	29	

Table 123: How much do you think people risk harming themselves (physically or in other ways) if they: smoke marijuana once or twice a week?


Response	6	8	10	12	Total	
No risk	11.3	9.3	20.8	27.9	14.7	
Slight risk	3.3	9.9	14.6	16.4	9.6	
Moderate risk	20.0	24.1	16.7	27.9	21.7	
Great risk	65.3	56.8	47.9	27.9	53.9	
N of Valid	150	162	96	61	469	
N of Miss	13	3	11	11	38	

Table 124: How much do you think people risk harming themselves (physically or in other ways) if they: take one or two drinks of an alcoholic beverage (beer, wine, liquor) nearly every day?

Response	6	8	10	12	Total	
No risk	13.1	9.9	18.0	16.4	13.5	
Slight risk	15.7	21.7	27.0	26.2	21.5	
Moderate risk	22.2	26.7	20.0	26.2	23.8	
Great risk	49.0	41.6	35.0	31.1	41.3	
N of Valid	153	161	100	61	475	
N of Miss	10	4	7	11	32	

Table 125: How much do you think people risk harming themselves (physically or in other ways) if they: have five or more drinks of an alcoholic beverage once or twice each weekend?

Response	6	8	10	12	Total	
No risk	12.9	5.0	8.0	11.5	9.0	
Slight risk	5.2	14.3	21.0	24.6	14.0	
Moderate risk	26.5	22.4	26.0	27.9	25.2	
Great risk	55.5	58.4	45.0	36.1	51.8	
N of Valid	155	161	100	61	477	
N of Miss	8	4	7	11	30	

Table 126: How much do you think people risk harming themselves (physically or in other ways) if they: use prescription drugs that are not prescribed to them?

Response	6	8	10	12	Total	
No risk	9.0	3.7	3.0	4.9	5.5	
Slight risk	4.5	8.1	14.0	9.8	8.4	
Moderate risk	7.1	16.8	22.0	16.4	14.7	
Great risk	79.4	71.4	61.0	68.9	71.5	
N of Valid	155	161	100	61	477	
N of Miss	8	4	7	11	30	

Table 127: How much do you think people risk harming themselves (physically or in other ways) if they: use non-prescription drugs to get high?

Response	6	8	10	12	Total
No risk	11.0	4.3	4.0	4.9	6.5
Slight risk	1.9	4.3	12.1	9.8	5.9
Moderate risk	8.4	13.0	19.2	13.1	12.8
Great risk	78.7	78.4	64.6	72.1	74.8
N of Valid	155	162	99	61	477
N of Miss	8	3	8	11	30

Table 128: Have you ever used smokeless tobacco (chew, snuff, plug, dipping tobacco, or chewing tobacco)?

Response	6	8	10	12	Total
Never	93.7	78.0	68.3	66.7	79.6
Once or Twice	3.8	9.8	5.9	11.1	7.2
Once in a while but not regularly	1.9	5.5	13.9	6.3	6.2
Regularly in the past	0.0	3.0	5.9	6.3	3.1
Regularly now	0.6	3.7	5.9	9.5	3.9
N of Valid	158	164	101	63	486
N of Miss	5	1	6	9	21

Table 129: How often have you taken smokeless tobacco during the past 30 days?

Response	6	8	10	12	Total
Not at all	97.4	89.0	79.0	82.5	88.8
Once or twice	1.3	6.1	12.0	3.2	5.4
Once or twice per week	0.0	0.0	2.0	1.6	0.6
Three to five times per week	0.6	1.2	2.0	0.0	1.0
About once a day	0.6	0.6	0.0	3.2	0.8
More than once a day	0.0	3.1	5.0	9.5	3.3
N of Valid	156	163	100	63	482
N of Miss	7	2	7	9	25

Table 130: Have you ever smoked cigarettes?

Response	6	8	10	12	Total	
Never	94.2	71.8	54.5	42.9	71.6	
Once or Twice	3.8	16.0	15.8	23.8	13.0	
Once in a while but not regularly	1.3	6.7	12.9	11.1	6.8	
Regularly in the past	0.0	3.1	4.0	11.1	3.3	
Regularly now	0.6	2.5	12.9	11.1	5.2	
N of Valid	156	163	101	63	483	
N of Miss	7	2	6	9	24	

Table 131: How frequently have you smoked cigarettes during the past 30 days?

Response	6	8	10	12	Total	
Not at all	98.1	88.9	79.0	71.4	87.6	
Less than one cigarette per day	1.3	8.0	9.0	15.9	7.1	
One to five cigarettes per day	0.6	1.9	6.0	4.8	2.7	
About one-half pack per day	0.0	1.2	4.0	3.2	1.7	
About one pack per day	0.0	0.0	2.0	4.8	1.0	
About one and one-half packs per day	0.0	0.0	0.0	0.0	0.0	
Two packs or more per day	0.0	0.0	0.0	0.0	0.0	
N of Valid	157	162	100	63	482	
N of Miss	6	3	7	9	25	

Table 132: Which statement best describes rules about smoking inside your home?

Response	6	8	10	12	Total	
Smoking is not allowed anywhere inside your home	64.1	64.2	68.7	57.1	64.2	
Smoking is allowed in some places and at some times	9.6	9.9	11.1	6.3	9.6	
Smoking is allowed anywhere inside the home	1.9	4.3	5.1	11.1	4.6	
There are no rules about smoking inside the home	7.1	12.3	11.1	12.7	10.4	
I don't know	17.3	9.3	4.0	12.7	11.2	
N of Valid	156	162	99	63	480	
N of Miss	7	3	8	9	27	

Table 133: Which statement best describes rules about smoking in your family cars?







Response	6	8	10	12	Total	
Smoking is never allowed in any car	59.6	54.0	56.6	39.7	54.5	
Smoking is allowed sometimes or in some cars	12.8	17.4	18.2	17.5	16.1	
Smoking is allowed in any car anytime	3.2	4.3	7.1	7.9	5.0	
There are no rules about smoking in the car	9.6	14.3	11.1	14.3	12.1	
We do not have a family car	0.0	0.6	3.0	4.8	1.5	
I don't know	14.7	9.3	4.0	15.9	10.9	
N of Valid	156	161	99	63	479	
N of Miss	7	4	8	9	28	

Table 134: During this school year, were you taught in any of your classes about the dangers of tobacco use?






Response	6	8	10	12	Total	
Strongly agree	55.6	55.6	15.5	16.4	42.2	
Agree	27.2	35.0	39.2	29.5	32.6	
Disagree	2.6	1.2	21.6	16.4	7.9	
Strongly disagree	6.0	1.9	9.3	19.7	7.0	
I don't know	8.6	6.2	14.4	18.0	10.2	
N of Valid	151	160	97	61	469	
N of Miss	12	5	10	11	38	

Table 135: During the past 12 months, have you participated in any community activities to discourage people your age from using cigarettes, chewing tobacco, snuff, dip or cigars?






Response	6	8	10	12	Total	
Strongly agree	20.7	25.6	7.3	8.2	18.0	
Agree	20.7	19.4	29.2	13.1	21.0	
Disagree	15.9	15.6	21.9	16.4	17.1	
Strongly disagree	17.9	18.8	18.8	42.6	21.6	
I don't know	24.8	20.6	22.9	19.7	22.3	
N of Valid	145	160	96	61	462	
N of Miss	18	5	11	11	45	

Table 136: Think back over the last two weeks. How many times have you had five or more alcoholic drinks in a row?


Response	6	8	10	12	Total	
None	98.7	91.3	80.8	67.7	88.5	
Once	1.3	4.3	9.1	6.5	4.6	
Twice	0.0	1.2	3.0	9.7	2.3	
3-5 times	0.0	3.1	5.1	11.3	3.6	
6-9 times	0.0	0.0	0.0	0.0	0.0	
10 or more times	0.0	0.0	2.0	4.8	1.0	
N of Valid	156	161	99	62	478	
N of Miss	7	4	8	10	29	

Table 137: During the past 30 days, how many times did you ride in a car or other vehicle driven by someone who had been drinking alcohol or using drugs to get high?


Response	6	8	10	12	Total	
0 times	96.8	90.0	84.7	77.4	89.5	
1 time	1.9	5.0	7.1	11.3	5.2	
2 or 3 times	0.6	2.5	4.1	4.8	2.5	
4 or 5 times	0.6	0.6	0.0	1.6	0.6	
6 or more times	0.0	1.9	4.1	4.8	2.1	
N of Valid	157	160	98	62	477	
N of Miss	6	5	9	10	30	

Table 138: During the past 30 days, how many times did you drive a car or other vehicle when you had been drinking alcohol or using drugs to get high?


Response	6	8	10	12	Total	
I did not drive a car in the past 30 days	47.3	55.9	43.3	29.3	47.2	
0 times	52.0	39.8	50.5	63.8	48.9	
1 time	0.7	3.1	1.0	1.7	1.7	
2 or 3 times	0.0	0.6	2.1	1.7	0.9	
4 or 5 times	0.0	0.0	0.0	0.0	0.0	
6 or more times	0.0	0.6	3.1	3.4	1.3	
N of Valid	148	161	97	58	464	
N of Miss	15	4	10	14	43	

Table 139: If you drank alcohol (not just a sip or taste) in the past year, how did you usually get it?

Response	6	8	10	12	Total	
I did not drink alcohol in the past year	91.3	82.9	58.9	43.1	75.7	
I bought it myself with a fake ID	0.0	0.0	0.0	0.0	0.0	
I bought it myself without a fake ID	0.0	0.0	0.0	1.7	0.2	
I got it from someone I know age 21 or older	2.0	5.7	16.8	22.4	8.9	
I got it from someone I know under age 21	0.0	3.2	5.3	3.4	2.6	
I got it from my brother or sister	0.0	0.6	2.1	3.4	1.1	
I got it from home with my parents' permission	1.3	1.9	5.3	8.6	3.3	
I got it from home without my parents' permission	0.7	3.2	2.1	0.0	1.7	
I got it from another relative	0.7	0.0	0.0	0.0	0.2	
A stranger bought it for me	0.0	0.6	0.0	0.0	0.2	
I took it from a store or shop	0.7	0.0	0.0	0.0	0.2	
Other	3.3	1.9	9.5	17.2	5.9	
N of Valid	150	158	95	58	461	
N of Miss	13	7	12	14	46	

Table 140: If you drank alcohol (not just a sip or taste) in the past year, where did you usually drink it?

Response	6	8	10	12	Total	
I did not drink alcohol in the past year	93.3	81.1	58.5	44.6	76.0	
at my home	2.7	5.0	18.1	12.5	7.9	
at someone else's home	2.7	10.1	17.0	33.9	12.0	
at an open area like a park, beach, field, back road, woods, or a street corner	0.0	3.8	3.2	1.8	2.2	
at a sporting event or concert	0.0	0.0	0.0	1.8	0.2	
at a restaurant, bar, or a nightclub	0.7	0.0	0.0	1.8	0.4	
at an empty building or a construction site	0.0	0.0	0.0	0.0	0.0	
at a hotel/motel	0.0	0.0	0.0	0.0	0.0	
in a car	0.0	0.0	1.1	3.6	0.7	
at school	0.7	0.0	2.1	0.0	0.7	
N of Valid	149	159	94	56	458	
N of Miss	14	6	13	16	49	

Table 141: How do you feel about someone your age having one or two drinks of an alcoholic beverage nearly every day?





Response	6	8	10	12	Total	
Neither approve nor disapprove	20.0	27.3	35.7	25.0	26.4	
Somewhat disapprove	2.7	18.0	16.3	25.0	13.6	
Strongly disapprove	66.0	47.2	36.7	40.0	50.1	
Don't know or can't say	11.3	7.5	11.2	10.0	9.8	
N of Valid	150	161	98	60	469	
N of Miss	13	4	9	12	38	

Table 142: On how many occasions have you had alcoholic beverages (beer, wine or hard liquor) to drink in your lifetime - more than just a few sips?








Response	6	8	10	12	Total	
0	89.5	67.1	46.9	36.5	66.1	
01/02/13	7.8	15.5	13.3	15.9	12.6	
03/05/13	0.0	8.7	7.1	11.1	5.9	
06/09/13	2.0	2.5	7.1	4.8	3.6	
10/19/13	0.0	2.5	13.3	11.1	5.1	
20-39	0.0	1.9	3.1	3.2	1.7	
40	0.7	1.9	9.2	17.5	5.1	
N of Valid	153	161	98	63	475	
N of Miss	10	4	9	9	32	

Table 143: On how many occasions have you drunk one of more drinks of an alcoholic beverage during the past 30 days?








Response	6	8	10	12	Total	
0	98.0	88.1	78.8	63.5	86.0	
01/02/13	0.7	8.2	10.1	15.9	7.2	
03/05/13	0.7	1.3	2.0	4.8	1.7	
06/09/13	0.0	1.9	5.1	7.9	2.7	
10/19/13	0.7	0.6	2.0	4.8	1.5	
20-39	0.0	0.0	1.0	0.0	0.2	
40	0.0	0.0	1.0	3.2	0.6	
N of Valid	152	159	99	63	473	
N of Miss	11	6	8	9	34	

Table 144: On how many occasions have you used marijuana (grass, pot) or hashish (hash, hash oil) in your lifetime?


Response	6	8	10	12	Total	
0	97.4	89.9	77.8	67.7	86.9	
01/02/13	2.0	3.8	8.1	4.8	4.2	
03/05/13	0.0	1.9	2.0	4.8	1.7	
06/09/13	0.0	0.6	2.0	8.1	1.7	
10/19/13	0.0	0.0	0.0	4.8	0.6	
20-39	0.0	0.6	2.0	3.2	1.1	
40	0.7	3.1	8.1	6.5	3.8	
N of Valid	152	159	99	62	472	
N of Miss	11	6	8	10	35	

Table 145: On how many occasions have you used marijuana (grass, pot) or hashish (hash, hash oil) during the past 30 days?


Response	6	8	10	12	Total	
0	98.7	93.8	86.7	85.2	92.8	
01/02/13	0.7	4.3	3.1	9.8	3.6	
03/05/13	0.0	0.0	4.1	0.0	0.8	
06/09/13	0.7	0.0	3.1	0.0	0.8	
10/19/13	0.0	0.6	2.0	3.3	1.1	
20-39	0.0	0.6	0.0	0.0	0.2	
40	0.0	0.6	1.0	1.6	0.6	
N of Valid	151	161	98	61	471	
N of Miss	12	4	9	11	36	

Table 146: On how many occasions have you used LSD or other psychedelics in your lifetime?


Response	6	8	10	12	Total	
0	100.0	99.4	98.0	96.8	98.9	
01/02/13	0.0	0.6	1.0	3.2	0.9	
03/05/13	0.0	0.0	0.0	0.0	0.0	
06/09/13	0.0	0.0	0.0	0.0	0.0	
10/19/13	0.0	0.0	0.0	0.0	0.0	
20-39	0.0	0.0	1.0	0.0	0.2	
40	0.0	0.0	0.0	0.0	0.0	
N of Valid	147	161	99	63	470	
N of Miss	16	4	8	9	37	

Table 147: On how many occasions have you used LSD or other psychedelics during the past 30 days?

Response	6	8	10	12	Total	
0	100.0	100.0	99.0	100.0	99.8	
01/02/13	0.0	0.0	0.0	0.0	0.0	
03/05/13	0.0	0.0	1.0	0.0	0.2	
06/09/13	0.0	0.0	0.0	0.0	0.0	
10/19/13	0.0	0.0	0.0	0.0	0.0	
20-39	0.0	0.0	0.0	0.0	0.0	
40	0.0	0.0	0.0	0.0	0.0	
N of Valid	147	161	99	62	469	
N of Miss	16	4	8	10	38	

Table 148: On how many occasions have you used cocaine or crack in your lifetime?

Response	6	8	10	12	Total	
0	99.3	99.4	96.0	98.4	98.5	
01/02/13	0.0	0.6	3.0	1.6	1.1	
03/05/13	0.0	0.0	0.0	0.0	0.0	
06/09/13	0.0	0.0	1.0	0.0	0.2	
10/19/13	0.7	0.0	0.0	0.0	0.2	
20-39	0.0	0.0	0.0	0.0	0.0	
40	0.0	0.0	0.0	0.0	0.0	
N of Valid	151	161	99	63	474	
N of Miss	12	4	8	9	33	

Table 149: On how many occasions have you used cocaine or crack during the past 30 days?

Response	6	8	10	12	Total	
0	99.3	99.4	99.0	100.0	99.4	
01/02/13	0.0	0.6	1.0	0.0	0.4	
03/05/13	0.0	0.0	0.0	0.0	0.0	
06/09/13	0.7	0.0	0.0	0.0	0.2	
10/19/13	0.0	0.0	0.0	0.0	0.0	
20-39	0.0	0.0	0.0	0.0	0.0	
40	0.0	0.0	0.0	0.0	0.0	
N of Valid	151	161	98	62	472	
N of Miss	12	4	9	10	35	

Table 150: On how many occasions have you sniffed glue, breathed the contents of an aerosol spray can, or inhaled other gases or sprays, in order to get high in your lifetime?








Response	6	8	10	12	Total	
0	96.1	93.8	86.9	92.1	92.8	
01/02/13	2.0	3.1	3.0	0.0	2.3	
03/05/13	0.7	1.2	6.1	6.3	2.7	
06/09/13	0.7	0.0	0.0	1.6	0.4	
10/19/13	0.0	1.2	3.0	0.0	1.1	
20-39	0.7	0.0	0.0	0.0	0.2	
40	0.0	0.6	1.0	0.0	0.4	
N of Valid	152	161	99	63	475	
N of Miss	11	4	8	9	32	

Table 151: On how many occasions have you sniffed glue, breathed the contents of an aerosol spray can, or inhaled other gases or sprays, in order to get high during the past 30 days?





Response	6	8	10	12	Total	
0	98.7	95.0	94.9	100.0	96.8	
01/02/13	0.7	3.7	2.0	0.0	1.9	
03/05/13	0.0	1.2	2.0	0.0	0.8	
06/09/13	0.7	0.0	1.0	0.0	0.4	
10/19/13	0.0	0.0	0.0	0.0	0.0	
20-39	0.0	0.0	0.0	0.0	0.0	
40	0.0	0.0	0.0	0.0	0.0	
N of Valid	152	161	99	63	475	
N of Miss	11	4	8	9	32	

Table 152: On how many occasions have you used Daztrex in your lifetime?


Response	6	8	10	12	Total	
0	100.0	100.0	100.0	100.0	100.0	
01/02/13	0.0	0.0	0.0	0.0	0.0	
03/05/13	0.0	0.0	0.0	0.0	0.0	
06/09/13	0.0	0.0	0.0	0.0	0.0	
10/19/13	0.0	0.0	0.0	0.0	0.0	
20-39	0.0	0.0	0.0	0.0	0.0	
40	0.0	0.0	0.0	0.0	0.0	
N of Valid	146	161	99	63	469	
N of Miss	17	4	8	9	38	

Table 153: On how many occasions have you used Daztrex during the past 30 days?


Response	6	8	10	12	Total	
0	100.0	100.0	100.0	100.0	100.0	
01/02/13	0.0	0.0	0.0	0.0	0.0	
03/05/13	0.0	0.0	0.0	0.0	0.0	
06/09/13	0.0	0.0	0.0	0.0	0.0	
10/19/13	0.0	0.0	0.0	0.0	0.0	
20-39	0.0	0.0	0.0	0.0	0.0	
40	0.0	0.0	0.0	0.0	0.0	
N of Valid	147	161	99	63	470	
N of Miss	16	4	8	9	37	

Table 154: On how many occasions have you used synthetic marijuana in your lifetime?







Response	6	8	10	12	Total	
0	99.3	94.4	90.9	85.7	94.1	
01/02/13	0.0	3.7	2.0	9.5	3.0	
03/05/13	0.0	0.6	2.0	0.0	0.6	
06/09/13	0.0	0.0	1.0	4.8	0.8	
10/19/13	0.7	0.6	2.0	0.0	0.8	
20-39	0.0	0.0	0.0	0.0	0.0	
40	0.0	0.6	2.0	0.0	0.6	
N of Valid	151	161	99	63	474	
N of Miss	12	4	8	9	33	

Table 155: On how many occasions have you used synthetic marijuana during the past 30 days?


Response	6	8	10	12	Total	
0	99.3	99.4	98.0	100.0	99.2	
01/02/13	0.0	0.6	1.0	0.0	0.4	
03/05/13	0.7	0.0	0.0	0.0	0.2	
06/09/13	0.0	0.0	0.0	0.0	0.0	
10/19/13	0.0	0.0	0.0	0.0	0.0	
20-39	0.0	0.0	0.0	0.0	0.0	
40	0.0	0.0	1.0	0.0	0.2	
N of Valid	151	160	99	63	473	
N of Miss	12	5	8	9	34	

Table 156: On how many occasions have you used methamphetamines (meth, speed, crank, crystal meth) in your lifetime?


Response	6	8	10	12	Total	
0	99.3	99.4	95.9	100.0	98.7	
01/02/13	0.0	0.6	1.0	0.0	0.4	
03/05/13	0.0	0.0	1.0	0.0	0.2	
06/09/13	0.0	0.0	0.0	0.0	0.0	
10/19/13	0.0	0.0	0.0	0.0	0.0	
20-39	0.7	0.0	2.0	0.0	0.6	
40	0.0	0.0	0.0	0.0	0.0	
N of Valid	149	159	98	63	469	
N of Miss	14	6	9	9	38	

Table 157: On how many occasions have you used methamphetamines (meth, speed, crank, crystal meth) in the past 30 days?


Response	6	8	10	12	Total	
0	100.0	100.0	99.0	100.0	99.8	
01/02/13	0.0	0.0	1.0	0.0	0.2	
03/05/13	0.0	0.0	0.0	0.0	0.0	
06/09/13	0.0	0.0	0.0	0.0	0.0	
10/19/13	0.0	0.0	0.0	0.0	0.0	
20-39	0.0	0.0	0.0	0.0	0.0	
40	0.0	0.0	0.0	0.0	0.0	
N of Valid	148	161	98	63	470	
N of Miss	15	4	9	9	37	

Table 158: On how many occasions have you used other chemical products (bath salts, plant food, etc.) in your lifetime?




Response	6	8	10	12	Total	
0	98.7	99.4	99.0	100.0	99.2	
01/02/13	1.3	0.6	0.0	0.0	0.6	
03/05/13	0.0	0.0	0.0	0.0	0.0	
06/09/13	0.0	0.0	0.0	0.0	0.0	
10/19/13	0.0	0.0	0.0	0.0	0.0	
20-39	0.0	0.0	0.0	0.0	0.0	
40	0.0	0.0	1.0	0.0	0.2	
N of Valid	150	161	99	63	473	
N of Miss	13	4	8	9	34	

Table 159: On how many occasions have you used other chemical products (bath salts, plant food, etc.) during the past 30 days?



Response	6	8	10	12	Total	
0	99.3	100.0	100.0	100.0	99.8	
01/02/13	0.7	0.0	0.0	0.0	0.2	
03/05/13	0.0	0.0	0.0	0.0	0.0	
06/09/13	0.0	0.0	0.0	0.0	0.0	
10/19/13	0.0	0.0	0.0	0.0	0.0	
20-39	0.0	0.0	0.0	0.0	0.0	
40	0.0	0.0	0.0	0.0	0.0	
N of Valid	149	161	99	63	472	
N of Miss	14	4	8	9	35	

Table 160: On how many occasions have you used heroin or other opiates in your lifetime?




Response	6	8	10	12	Total	
0	99.3	100.0	99.0	100.0	99.6	
01/02/13	0.0	0.0	0.0	0.0	0.0	
03/05/13	0.7	0.0	0.0	0.0	0.2	
06/09/13	0.0	0.0	0.0	0.0	0.0	
10/19/13	0.0	0.0	1.0	0.0	0.2	
20-39	0.0	0.0	0.0	0.0	0.0	
40	0.0	0.0	0.0	0.0	0.0	
N of Valid	149	161	99	63	472	
N of Miss	14	4	8	9	35	

Table 161: On how many occasions have you used heroin or other opiates during the past 30 days?


Response	6	8	10	12	Total	
0	100.0	100.0	100.0	100.0	100.0	
01/02/13	0.0	0.0	0.0	0.0	0.0	
03/05/13	0.0	0.0	0.0	0.0	0.0	
06/09/13	0.0	0.0	0.0	0.0	0.0	
10/19/13	0.0	0.0	0.0	0.0	0.0	
20-39	0.0	0.0	0.0	0.0	0.0	
40	0.0	0.0	0.0	0.0	0.0	
N of Valid	148	161	99	63	471	
N of Miss	15	4	8	9	36	

Table 162: On how many occasions have you used MDMA ('X', 'E', or ecstasy) in your lifetime?





Response	6	8	10	12	Total	
0	100.0	99.4	94.9	98.4	98.5	
01/02/13	0.0	0.6	2.0	1.6	0.9	
03/05/13	0.0	0.0	2.0	0.0	0.4	
06/09/13	0.0	0.0	0.0	0.0	0.0	
10/19/13	0.0	0.0	0.0	0.0	0.0	
20-39	0.0	0.0	0.0	0.0	0.0	
40	0.0	0.0	1.0	0.0	0.2	
N of Valid	145	161	99	63	468	
N of Miss	18	4	8	9	39	

Table 163: On how many occasions have you used MDMA ('X', 'E', or ecstasy) during the past 30 days?



Response	6	8	10	12	Total	
0	100.0	100.0	99.0	100.0	99.8	
01/02/13	0.0	0.0	1.0	0.0	0.2	
03/05/13	0.0	0.0	0.0	0.0	0.0	
06/09/13	0.0	0.0	0.0	0.0	0.0	
10/19/13	0.0	0.0	0.0	0.0	0.0	
20-39	0.0	0.0	0.0	0.0	0.0	
40	0.0	0.0	0.0	0.0	0.0	
N of Valid	145	161	99	63	468	
N of Miss	18	4	8	9	39	

Table 164: On how many occasions have you taken prescription drugs (such as Valium, Xanax, Ritalin, Adderall, OxyContin, Darvocet, or sleeping pills) not prescribed to you in your lifetime?








Response	6	8	10	12	Total	
0	99.3	94.4	82.8	84.1	92.2	
01/02/13	0.7	0.6	7.1	6.3	2.7	
03/05/13	0.0	1.9	3.0	4.8	1.9	
06/09/13	0.0	2.5	1.0	0.0	1.1	
10/19/13	0.0	0.6	2.0	0.0	0.6	
20-39	0.0	0.0	3.0	3.2	1.1	
40	0.0	0.0	1.0	1.6	0.4	
N of Valid	150	161	99	63	473	
N of Miss	13	4	8	9	34	

Table 165: On how many occasions have you taken prescription drugs (such as Valium, Xanax, Ritalin, Adderall, OxyContin, Darvocet, or sleeping pills) not prescribed to you during the past 30 days?





Response	6	8	10	12	Total	
0	100.0	97.5	94.9	96.8	97.7	
01/02/13	0.0	2.5	4.0	0.0	1.7	
03/05/13	0.0	0.0	1.0	1.6	0.4	
06/09/13	0.0	0.0	0.0	1.6	0.2	
10/19/13	0.0	0.0	0.0	0.0	0.0	
20-39	0.0	0.0	0.0	0.0	0.0	
40	0.0	0.0	0.0	0.0	0.0	
N of Valid	149	161	99	63	472	
N of Miss	14	4	8	9	35	

Table 166: On how many occasions have you taken non-prescription medicines such as diet pills (for example, Dietac, Dexatrim or Prolamine), stay-awake pills (for example No-Doz, Vivarin, or Wake), or cough or cold medicines (robos, DXM, etc.) to get high in your lifetime?








Response	6	8	10	12	Total	
0	98.7	96.9	89.8	93.7	95.5	
01/02/13	0.7	1.2	5.1	1.6	1.9	
03/05/13	0.0	0.0	1.0	1.6	0.4	
06/09/13	0.0	0.0	1.0	1.6	0.4	
10/19/13	0.7	0.6	0.0	0.0	0.4	
20-39	0.0	0.6	0.0	0.0	0.2	
40	0.0	0.6	3.1	1.6	1.1	
N of Valid	150	160	98	63	471	
N of Miss	13	5	9	9	36	

Table 167: On how many occasions have you taken non-prescription medicines such as diet pills (for example, Dietac, Dexatrim or Prolamine), stay-awake pills (for example No-Doz, Vivarin, or Wake), or cough or cold medicines (robos, DXM, etc.) to get high during the past 30 days?





Response	6	8	10	12	Total	
0	99.3	98.1	97.0	100.0	98.5	
01/02/13	0.7	0.0	3.0	0.0	0.8	
03/05/13	0.0	0.6	0.0	0.0	0.2	
06/09/13	0.0	1.2	0.0	0.0	0.4	
10/19/13	0.0	0.0	0.0	0.0	0.0	
20-39	0.0	0.0	0.0	0.0	0.0	
40	0.0	0.0	0.0	0.0	0.0	
N of Valid	151	160	99	63	473	
N of Miss	12	5	8	9	34	

Table 168: On how many occasions have you been drunk or very high from drinking alcoholic beverages during the past 30 days?


Response	6	8	10	12	Total	
0	98.7	95.0	90.9	74.6	92.6	
01/02/13	1.3	2.5	2.0	7.9	2.8	
03/05/13	0.0	1.9	2.0	11.1	2.5	
06/09/13	0.0	0.6	3.0	3.2	1.3	
10/19/13	0.0	0.0	1.0	1.6	0.4	
20-39	0.0	0.0	0.0	1.6	0.2	
40	0.0	0.0	1.0	0.0	0.2	
N of Valid	150	160	99	63	472	
N of Miss	13	5	8	9	35	

Table 169: On how many occasions have you drunk flavored alcoholic beverages, sometimes called 'alcopops' (like Mike's Hard Lemonade, Smirnoff Ice, Bacardi Breezers, etc.) in your lifetime?


Response	6	8	10	12	Total	
0	95.4	85.0	68.4	55.6	81.0	
01/02/13	3.3	8.1	6.1	6.3	5.9	
03/05/13	0.7	1.2	11.2	7.9	4.0	
06/09/13	0.0	1.9	3.1	9.5	2.5	
10/19/13	0.7	0.6	3.1	11.1	2.5	
20-39	0.0	2.5	1.0	1.6	1.3	
40	0.0	0.6	7.1	7.9	2.7	
N of Valid	152	160	98	63	473	
N of Miss	11	5	9	9	34	

Table 170: On how many occasions have you drunk flavored alcoholic beverages, sometimes called 'alcopops' (like Mike's Hard Lemonade, Smirnoff Ice, Bacardi Breezers, etc.) during the past 30 days?






Response	6	8	10	12	Total	
0	99.3	95.0	90.8	74.6	92.8	
01/02/13	0.7	2.5	3.1	9.5	3.0	
03/05/13	0.0	1.2	3.1	7.9	2.1	
06/09/13	0.0	0.6	1.0	7.9	1.5	
10/19/13	0.0	0.0	0.0	0.0	0.0	
20-39	0.0	0.0	0.0	0.0	0.0	
40	0.0	0.6	2.0	0.0	0.6	
N of Valid	151	161	98	63	473	
N of Miss	12	4	9	9	34	

Table 171: If you used prescription drugs or over the counter drugs without a doctor telling you to use it or for the purpose of getting high, where did you get these drugs?










Response	6	8	10	12	Total	
I did not use prescription drugs or over the counter drugs to get high.	97.9	96.1	89.9	90.2	94.6	
I bought it or took it from a store or shop.	0.7	1.3	1.1	3.3	1.4	
I got it from my parents with permission.	0.7	0.7	0.0	0.0	0.5	
I got it from home without permission.	0.0	0.0	0.0	1.6	0.2	
I got it from a relative with permission.	0.0	0.0	0.0	0.0	0.0	
I got it from a relative without permission.	0.0	0.0	0.0	3.3	0.5	
I got it from a friends home with permission.	0.0	0.0	3.4	0.0	0.7	
I got it from a friends home without permission.	0.0	0.0	0.0	1.6	0.2	
I got it from a friend while at school.	0.0	0.0	1.1	0.0	0.2	
I got it from a friend while at a party.	0.0	0.0	0.0	0.0	0.0	
I got it from a friend, elsewhere	0.7	2.0	4.5	0.0	1.8	
N of Valid	142	152	89	61	444	
N of Miss	21	13	18	11	63	

Table 172: During the last month, about how many marijuana cigarettes, or the equivalent, did you smoke a day, on the average?


Response	6	8	10	12	Total	
None	96.0	92.2	88.3	82.3	91.3	
Less than 1 a day	1.3	0.6	2.1	11.3	2.6	
1 a day	0.7	2.6	1.1	1.6	1.5	
2-3 a day	0.7	2.6	4.3	4.8	2.6	
4-6 a day	1.3	0.6	2.1	0.0	1.1	
7-10 a day	0.0	1.3	1.1	0.0	0.7	
11 or more a day	0.0	0.0	1.1	0.0	0.2	
N of Valid	149	154	94	62	459	
N of Miss	14	11	13	10	48	

Table 173: How wrong do your friends feel it would be for YOU to: drink alcohol?


Response	6	8	10	12	Total	
Very wrong	81.5	61.3	44.1	29.0	60.1	
Wrong	11.9	20.6	20.4	21.0	17.8	
A little bit wrong	3.3	8.4	18.3	21.0	10.4	
Not wrong at all	3.3	9.7	17.2	29.0	11.7	
N of Valid	151	155	93	62	461	
N of Miss	12	10	14	10	46	

Table 174: How wrong do your friends feel it would be for YOU to: smoke tobacco?


Response	6	8	10	12	Total	
Very wrong	85.9	68.6	51.6	27.4	65.2	
Wrong	8.7	10.9	17.2	19.4	12.6	
A little bit wrong	4.0	10.9	11.8	22.6	10.4	
Not wrong at all	1.3	9.6	19.4	30.6	11.7	
N of Valid	149	156	93	62	460	
N of Miss	14	9	14	10	47	

Table 175: How wrong do your friends feel it would be for YOU to: smoke marijuana?


Response	6	8	10	12	Total	
Very wrong	93.2	76.6	58.1	37.1	72.8	
Wrong	5.4	9.7	11.8	22.6	10.5	
A little bit wrong	0.0	5.8	11.8	19.4	7.0	
Not wrong at all	1.4	7.8	18.3	21.0	9.6	
N of Valid	147	154	93	62	456	
N of Miss	16	11	14	10	51	

Table 176: How wrong do your friends feel it would be for YOU to: use prescription drugs not prescribed to you


Response	6	8	10	12	Total	
Very wrong	94.7	81.2	65.6	59.7	79.5	
Wrong	3.3	13.0	15.1	16.1	10.7	
A little bit wrong	1.3	3.9	7.5	16.1	5.4	
Not wrong at all	0.7	1.9	11.8	8.1	4.4	
N of Valid	150	154	93	62	459	
N of Miss	13	11	14	10	48	

Table 177: How wrong would most adults (over 21) in your neighborhood think it is for kids your age: to use marijuana?


Response	6	8	10	12	Total	
Very wrong	94.7	80.0	76.6	61.3	81.6	
Wrong	4.7	11.6	12.8	22.6	11.1	
A little bit wrong	0.7	3.9	8.5	9.7	4.6	
Not wrong at all	0.0	4.5	2.1	6.5	2.8	
N of Valid	150	155	94	62	461	
N of Miss	13	10	13	10	46	

Table 178: How wrong would most adults (over 21) in your neighborhood think it is for kids your age: to drink alcohol?





Response	6	8	10	12	Total	
Very wrong	87.8	70.1	56.4	46.8	69.9	
Wrong	8.8	14.9	24.5	16.1	15.1	
A little bit wrong	2.0	8.4	11.7	27.4	9.6	
Not wrong at all	1.4	6.5	7.4	9.7	5.5	
N of Valid	148	154	94	62	458	
N of Miss	15	11	13	10	49	

Table 179: How wrong would most adults (over 21) in your neighborhood think it is for kids your age: to smoke cigarettes?





Response	6	8	10	12	Total	
Very wrong	88.3	74.0	59.1	38.7	70.7	
Wrong	9.7	12.3	21.5	27.4	15.4	
A little bit wrong	0.7	9.1	8.6	21.0	7.9	
Not wrong at all	1.4	4.5	10.8	12.9	5.9	
N of Valid	145	154	93	62	454	
N of Miss	18	11	14	10	53	

Table 180: How much do each of the following statements describe your neighborhood? crime and/or drug selling





Response	6	8	10	12	Total	
NO!	85.0	75.3	68.8	58.1	74.8	
no	11.6	18.2	22.6	32.3	18.9	
yes	2.7	5.2	6.5	6.5	4.8	
YES!	0.7	1.3	2.2	3.2	1.5	
N of Valid	147	154	93	62	456	
N of Miss	16	11	14	10	51	

Table 181: How much do each of the following statements describe your neighborhood? fights

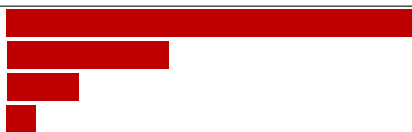
Response	6	8	10	12	Total	
NO!	74.0	63.4	55.4	57.4	64.4	
no	18.5	21.6	33.7	29.5	24.1	
yes	7.5	10.5	10.9	8.2	9.3	
YES!	0.0	4.6	0.0	4.9	2.2	
N of Valid	146	153	92	61	452	
N of Miss	17	12	15	11	55	

Table 182: How much do each of the following statements describe your neighborhood? lots of empty or abandoned buildings

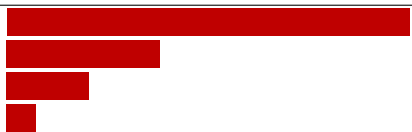
Response	6	8	10	12	Total	
NO!	69.4	70.9	53.3	50.0	63.9	
no	19.0	19.2	27.2	33.9	22.8	
yes	8.8	7.9	17.4	14.5	11.1	
YES!	2.7	2.0	2.2	1.6	2.2	
N of Valid	147	151	92	62	452	
N of Miss	16	14	15	10	55	

Table 183: How much do each of the following statements describe your neighborhood? lots of graffiti


Response	6	8	10	12	Total	
NO!	83.6	82.4	67.0	69.4	77.8	
no	15.7	15.7	31.9	29.0	20.9	
yes	0.7	0.7	1.1	1.6	0.9	
YES!	0.0	1.3	0.0	0.0	0.4	
N of Valid	140	153	91	62	446	
N of Miss	23	12	16	10	61	

Table 184: I feel safe in my neighborhood.

Response	6	8	10	12	Total
NO!	4.1	5.2	7.6	4.8	5.3
no	6.8	5.8	8.7	6.5	6.8
yes	34.7	27.9	38.0	32.3	32.7
YES!	54.4	61.0	45.7	56.5	55.2
N of Valid	147	154	92	62	455
N of Miss	16	11	15	10	52

Table 185: If a kid smoked marijuana in your neighborhood would he or she be caught by the police?

Response	6	8	10	12	Total
NO!	12.2	15.7	22.0	24.6	17.1
no	15.8	32.0	35.2	54.1	30.6
yes	25.2	22.9	30.8	11.5	23.6
YES!	46.8	29.4	12.1	9.8	28.6
N of Valid	139	153	91	61	444
N of Miss	24	12	16	11	63

Table 186: If a kid drank some beer, wine or hard liquor (for example, vodka, whiskey, or gin) in your neighborhood would he or she be caught by the police?

Response	6	8	10	12	Total
NO!	15.2	19.1	31.9	25.4	21.4
no	18.1	39.5	39.6	59.3	35.5
yes	28.3	21.1	24.2	11.9	22.7
YES!	38.4	20.4	4.4	3.4	20.5
N of Valid	138	152	91	59	440
N of Miss	25	13	16	13	67

Table 187: If a kid carried a handgun in your neighborhood would he or she be caught by the police?





Response	6	8	10	12	Total	
NO!	13.0	19.1	28.6	15.3	18.6	
no	15.2	26.3	25.3	42.4	24.8	
yes	21.0	27.0	28.6	23.7	25.0	
YES!	50.7	27.6	17.6	18.6	31.6	
N of Valid	138	152	91	59	440	
N of Miss	25	13	16	13	67	

Table 188: If you wanted to get some cigarettes, how easy would it be for you to get some?





Response	6	8	10	12	Total	
Very hard	84.1	54.8	31.9	13.3	53.6	
Sort of hard	8.0	15.1	16.5	5.0	11.7	
Sort of easy	2.2	13.0	17.6	15.0	10.8	
Very easy	5.8	17.1	34.1	66.7	23.9	
N of Valid	138	146	91	60	435	
N of Miss	25	19	16	12	72	

Table 189: If you wanted to get some beer, wine or hard liquor (for example, vodka, whiskey, or gin), how easy would it be for you to get some?





Response	6	8	10	12	Total	
Very hard	78.7	50.3	31.5	20.0	51.2	
Sort of hard	11.8	13.6	12.4	15.0	13.0	
Sort of easy	4.4	17.7	31.5	21.7	16.9	
Very easy	5.1	18.4	24.7	43.3	19.0	
N of Valid	136	147	89	60	432	
N of Miss	27	18	18	12	75	

Table 190: If you wanted to get a drug like cocaine, LSD, or amphetamines, how easy would it be for you to get some?





Response	6	8	10	12	Total	
Very hard	94.0	80.8	78.0	63.3	81.9	
Sort of hard	3.8	15.8	8.8	18.3	10.9	
Sort of easy	1.5	2.1	7.7	15.0	4.9	
Very easy	0.8	1.4	5.5	3.3	2.3	
N of Valid	133	146	91	60	430	
N of Miss	30	19	16	12	77	

Table 191: If you wanted to get a handgun, how easy would it be for you to get one?





Response	6	8	10	12	Total	
Very hard	74.2	55.8	53.8	51.7	60.5	
Sort of hard	9.1	14.3	13.2	13.3	12.3	
Sort of easy	9.8	8.8	11.0	13.3	10.2	
Very easy	6.8	21.1	22.0	21.7	17.0	
N of Valid	132	147	91	60	430	
N of Miss	31	18	16	12	77	

Table 192: If you wanted to get some marijuana, how easy would it be for you to get some?





Response	6	8	10	12	Total	
Very hard	94.7	71.9	52.7	30.5	69.2	
Sort of hard	3.0	7.5	11.0	11.9	7.5	
Sort of easy	0.8	13.7	14.3	32.2	12.4	
Very easy	1.5	6.8	22.0	25.4	11.0	
N of Valid	132	146	91	59	428	
N of Miss	31	19	16	13	79	

Table 193: If you wanted to get prescription drugs for the purpose of getting high, how easy would it be for you to get some?





Response	6	8	10	12	Total	
Very hard	90.3	71.4	60.4	41.4	70.9	
Sort of hard	4.5	8.2	7.7	17.2	8.1	
Sort of easy	2.2	8.8	11.0	19.0	8.6	
Very easy	3.0	11.6	20.9	22.4	12.3	
N of Valid	134	147	91	58	430	
N of Miss	29	18	16	14	77	

Table 194: If you wanted to get synthetic marijuana such as K2 or chemical products such as bath salts to get high, how easy would it be for you to get some?





Response	6	8	10	12	Total	
Very hard	94.7	79.6	64.1	53.4	77.4	
Sort of hard	0.8	8.2	14.1	22.4	9.1	
Sort of easy	2.3	8.2	10.9	15.5	7.9	
Very easy	2.3	4.1	10.9	8.6	5.6	
N of Valid	132	147	92	58	429	
N of Miss	31	18	15	14	78	

Table 195: If you wanted to get steroids to enhance athletic performance, how easy would it be for you to get some?





Response	6	8	10	12	Total	
Very hard	95.5	78.2	66.3	56.1	78.0	
Sort of hard	0.8	9.5	16.3	22.8	10.0	
Sort of easy	1.5	6.1	8.7	7.0	5.4	
Very easy	2.3	6.1	8.7	14.0	6.5	
N of Valid	132	147	92	57	428	
N of Miss	31	18	15	15	79	

Table 196: During the past 12 months, have you participated in any alcohol prevention programs or seen any alcohol prevention messages in your school or community? Yes, a school-based program focused on preventing underage drinking and/or drinking and driving.



Response	6	8	10	12	Total	
No	57.7	49.7	72.9	90.3	62.9	
Yes	42.3	50.3	27.1	9.7	37.1	
N of Valid	163	165	107	72	507	
N of Miss	0	0	0	0	0	

Table 197: During the past 12 months, have you participated in any alcohol prevention programs or seen any alcohol prevention messages in your school or community? Yes, a community-based program focused on preventing underage drinking and/or drinking and driving (for example, through your church or temple or through youth groups like Boys and Girls Club or 4-H).



Response	6	8	10	12	Total	
No	85.9	90.9	97.2	95.8	91.3	
Yes	14.1	9.1	2.8	4.2	8.7	
N of Valid	163	165	107	72	507	
N of Miss	0	0	0	0	0	

Table 198: During the past 12 months, have you participated in any alcohol prevention programs or seen any alcohol prevention messages in your school or community? Yes, a media campaign addressing underage drinking and/or drinking and driving (for example, newspaper ads, posters, pamphlets, radio, TV).



Response	6	8	10	12	Total	
No	91.4	92.1	93.5	94.4	92.5	
Yes	8.6	7.9	6.5	5.6	7.5	
N of Valid	163	165	107	72	507	
N of Miss	0	0	0	0	0	

Table 199: During the past 12 months, have you participated in any alcohol prevention programs or seen any alcohol prevention messages in your school or community? No



Response	6	8	10	12	Total	
No	69.3	67.9	45.8	36.1	59.2	
Yes	30.7	32.1	54.2	63.9	40.8	
N of Valid	163	165	107	72	507	
N of Miss	0	0	0	0	0	

Table 200: How wrong do your parents feel it would be for YOU to: drink beer, wine or hard liquor (for example, vodka, whiskey or gin) regularly?





Response	6	8	10	12	Total	
Very wrong	91.9	85.0	78.0	66.1	83.3	
Wrong	5.9	6.8	12.1	21.4	9.5	
A little bit wrong	2.2	5.4	8.8	10.7	5.8	
Not wrong at all	0.0	2.7	1.1	1.8	1.4	
N of Valid	136	147	91	56	430	
N of Miss	27	18	16	16	77	

Table 201: How wrong do your parents feel it would be for YOU to: smoke tobacco?





Response	6	8	10	12	Total	
Very wrong	97.0	86.9	85.6	71.4	87.8	
Wrong	3.0	8.3	7.8	17.9	7.7	
A little bit wrong	0.0	2.8	2.2	5.4	2.1	
Not wrong at all	0.0	2.1	4.4	5.4	2.3	
N of Valid	135	145	90	56	426	
N of Miss	28	20	17	16	81	

Table 202: How wrong do your parents feel it would be for YOU to: smoke marijuana?





Response	6	8	10	12	Total	
Very wrong	97.8	89.6	86.7	82.1	90.6	
Wrong	2.2	5.6	5.6	8.9	5.0	
A little bit wrong	0.0	3.5	3.3	5.4	2.6	
Not wrong at all	0.0	1.4	4.4	3.6	1.9	
N of Valid	134	144	90	56	424	
N of Miss	29	21	17	16	83	

Table 203: How wrong do your parents feel it would be for YOU to: use prescription drugs not prescribed to you?

Response	6	8	10	12	Total	
Very wrong	99.3	95.9	94.4	87.3	95.6	
Wrong	0.7	2.1	4.4	9.1	3.0	
A little bit wrong	0.0	1.4	1.1	1.8	0.9	
Not wrong at all	0.0	0.7	0.0	1.8	0.5	
N of Valid	137	145	90	55	427	
N of Miss	26	20	17	17	80	

Table 204: How wrong do your parents feel it would be for YOU to: steal something worth more than \$5?

Response	6	8	10	12	Total	
Very wrong	90.5	87.7	90.1	85.5	88.8	
Wrong	8.0	11.0	8.8	14.5	10.0	
A little bit wrong	1.5	0.7	1.1	0.0	0.9	
Not wrong at all	0.0	0.7	0.0	0.0	0.2	
N of Valid	137	146	91	55	429	
N of Miss	26	19	16	17	78	

Table 205: How wrong do your parents feel it would be for YOU to: draw graffiti, write things, or draw pictures on buildings or other property (without the owner's permission)?

Response	6	8	10	12	Total	
Very wrong	94.0	89.7	89.0	87.3	90.6	
Wrong	5.2	6.2	6.6	10.9	6.6	
A little bit wrong	0.7	2.7	4.4	1.8	2.3	
Not wrong at all	0.0	1.4	0.0	0.0	0.5	
N of Valid	134	146	91	55	426	
N of Miss	29	19	16	17	81	

Table 206: How wrong do your parents feel it would be for YOU to: pick a fight with someone?





Response	6	8	10	12	Total	
Very wrong	83.1	68.5	63.7	61.1	71.2	
Wrong	12.5	24.0	22.0	22.2	19.7	
A little bit wrong	4.4	5.5	8.8	14.8	7.0	
Not wrong at all	0.0	2.1	5.5	1.9	2.1	
N of Valid	136	146	91	54	427	
N of Miss	27	19	16	18	80	

Table 207: During the past 12 months, have you talked with at least one of your parents about the dangers of underage drinking and/or drinking and driving? By parents, we mean either your biological parents, adoptive parents, stepparents, or adult guardians - whether or not they live with you.



Response	6	8	10	12	Total	
No	44.5	55.2	52.2	45.5	50.0	
Yes	55.5	44.8	47.8	54.5	50.0	
N of Valid	128	143	90	55	416	
N of Miss	35	22	17	17	91	

Table 208: The rules in my family are clear.





Response	6	8	10	12	Total	
NO!	0.8	4.1	2.2	0.0	2.1	
no	1.6	5.5	11.0	9.1	5.9	
yes	15.5	30.8	38.5	49.1	30.2	
YES!	82.2	59.6	48.4	41.8	61.8	
N of Valid	129	146	91	55	421	
N of Miss	34	19	16	17	86	

Table 209: People in my family often insult or yell at each other.

Response	6	8	10	12	Total	
NO!	43.1	32.2	15.4	16.4	29.9	
no	39.2	42.5	52.7	49.1	44.5	
yes	12.3	18.5	23.1	27.3	18.7	
YES!	5.4	6.8	8.8	7.3	6.9	
N of Valid	130	146	91	55	422	
N of Miss	33	19	16	17	85	

Table 210: When I am not at home, one of my parents knows where I am and who I am with.

Response	6	8	10	12	Total	
NO!	1.5	2.1	2.2	1.8	1.9	
no	3.1	4.9	7.8	10.9	5.7	
yes	16.0	30.6	43.3	43.6	30.5	
YES!	79.4	62.5	46.7	43.6	61.9	
N of Valid	131	144	90	55	420	
N of Miss	32	21	17	17	87	

Table 211: We argue about the same things in my family over and over.

Response	6	8	10	12	Total	
NO!	40.0	26.0	16.7	13.2	26.7	
no	36.2	41.8	38.9	45.3	39.9	
yes	13.8	26.0	34.4	30.2	24.6	
YES!	10.0	6.2	10.0	11.3	8.8	
N of Valid	130	146	90	53	419	
N of Miss	33	19	17	19	88	

Table 212: If you drank some beer or wine or liquor (for example, vodka, whiskey, or gin) without your parents' permission, would you be caught by your parents?





Response	6	8	10	12	Total	
NO!	8.6	15.4	9.1	12.7	11.6	
no	3.1	20.3	29.5	34.5	18.8	
yes	9.4	18.2	23.9	27.3	17.9	
YES!	78.9	46.2	37.5	25.5	51.7	
N of Valid	128	143	88	55	414	
N of Miss	35	22	19	17	93	

Table 213: My family has clear rules about alcohol and drug use.





Response	6	8	10	12	Total	
NO!	4.0	4.2	4.4	0.0	3.6	
no	0.8	7.0	10.0	14.5	6.8	
yes	9.5	14.7	37.8	34.5	20.8	
YES!	85.7	74.1	47.8	50.9	68.8	
N of Valid	126	143	90	55	414	
N of Miss	37	22	17	17	93	

Table 214: If you carried a handgun without your parents' permission, would you be caught by your parents?





Response	6	8	10	12	Total	
NO!	7.0	9.8	8.9	1.8	7.7	
no	1.6	11.2	15.6	20.0	10.3	
yes	9.3	20.3	22.2	30.9	18.7	
YES!	82.2	58.7	53.3	47.3	63.3	
N of Valid	129	143	90	55	417	
N of Miss	34	22	17	17	90	

Table 215: If you skipped school would you be caught by your parents?

Response	6	8	10	12	Total
NO!	4.7	4.9	3.3	3.6	4.3
no	4.7	14.7	16.7	21.8	12.9
yes	14.0	20.3	25.6	36.4	21.6
YES!	76.7	60.1	54.4	38.2	61.2
N of Valid	129	143	90	55	417
N of Miss	34	22	17	17	90

Table 216: My parents ask if I've gotten my homework done.

Response	6	8	10	12	Total
NO!	5.5	6.9	7.8	12.7	7.4
no	2.3	13.9	17.8	27.3	12.9
yes	16.4	22.9	35.6	32.7	24.9
YES!	75.8	56.2	38.9	27.3	54.7
N of Valid	128	144	90	55	417
N of Miss	35	21	17	17	90

Table 217: People in my family have serious arguments.

Response	6	8	10	12	Total
NO!	45.6	36.1	18.7	21.8	33.3
no	33.6	43.8	47.3	45.5	41.7
yes	14.4	12.5	22.0	25.5	16.9
YES!	6.4	7.6	12.1	7.3	8.2
N of Valid	125	144	91	55	415
N of Miss	38	21	16	17	92

Table 218: Would your parents know if you did not come home on time?





Response	6	8	10	12	Total	
NO!	4.7	5.6	3.4	7.3	5.1	
no	1.6	9.0	11.2	16.4	8.2	
yes	19.7	23.6	28.1	41.8	25.8	
YES!	74.0	61.8	57.3	34.5	61.0	
N of Valid	127	144	89	55	415	
N of Miss	36	21	18	17	92	

Table 219: Have any of your brothers or sisters ever: drunk beer, wine or hard liquor (for example, vodka, whiskey or gin)?




Response	6	8	10	12	Total	
No	81.5	55.6	43.8	32.7	57.8	
Yes	16.9	41.5	53.9	65.5	40.0	
I don't have any brothers or sisters	1.6	2.8	2.2	1.8	2.2	
N of Valid	124	142	89	55	410	
N of Miss	39	23	18	17	97	

Table 220: Have any of your brothers or sisters ever: smoked marijuana?




Response	6	8	10	12	Total	
No	96.7	78.0	71.9	56.4	79.4	
Yes	2.4	19.1	25.8	41.8	18.6	
I don't have any brothers or sisters	0.8	2.8	2.2	1.8	2.0	
N of Valid	123	141	89	55	408	
N of Miss	40	24	18	17	99	

Table 221: Have any of your brothers or sisters ever: smoked cigarettes?




Response	6	8	10	12	Total	
No	84.8	61.0	56.8	36.4	64.1	
Yes	14.4	36.2	40.9	61.8	34.0	
I don't have any brothers or sisters	0.8	2.8	2.3	1.8	2.0	
N of Valid	125	141	88	55	409	
N of Miss	38	24	19	17	98	

Table 222: Have any of your brothers or sisters ever: taken a handgun to school?




Response	6	8	10	12	Total	
No	99.2	95.7	96.6	98.2	97.3	
Yes	0.0	1.4	1.1	0.0	0.7	
I don't have any brothers or sisters	0.8	2.8	2.2	1.8	2.0	
N of Valid	123	141	89	55	408	
N of Miss	40	24	18	17	99	

Table 223: Have any of your brothers or sisters ever: been suspended or expelled from school?




Response	6	8	10	12	Total	
No	87.1	69.5	66.3	56.4	72.4	
Yes	12.1	27.7	31.5	38.2	25.2	
I don't have any brothers or sisters	0.8	2.8	2.2	5.5	2.4	
N of Valid	124	141	89	55	409	
N of Miss	39	24	18	17	98	

Table 224: Have you changed homes in the past year (the last 12 months)?



Response	6	8	10	12	Total	
No	78.0	73.0	84.4	78.2	77.7	
Yes	22.0	27.0	15.6	21.8	22.3	
N of Valid	127	141	90	55	413	
N of Miss	36	24	17	17	94	

Table 225: How many times have you changed homes since kindergarten?






Response	6	8	10	12	Total	
Never	44.0	40.7	29.2	30.9	37.9	
1 or 2 times	32.0	30.7	29.2	25.5	30.1	
3 or 4 times	16.8	15.0	20.2	20.0	17.4	
5 or 6 times	4.8	5.7	14.6	5.5	7.3	
7 or more times	2.4	7.9	6.7	18.2	7.3	
N of Valid	125	140	89	55	409	
N of Miss	38	25	18	17	98	

Table 226: Have you changed schools (including changing from elementary to middle and middle to high school) in the past year?



Response	6	8	10	12	Total	
No	75.2	73.8	50.0	83.6	70.4	
Yes	24.8	26.2	50.0	16.4	29.6	
N of Valid	125	141	88	55	409	
N of Miss	38	24	19	17	98	

Table 227: How many times have you changed schools since kindergarten (including changing from elementary to middle and middle to high school)?






Response	6	8	10	12	Total	
Never	37.6	26.2	22.7	27.3	29.1	
1 or 2 times	44.8	44.7	34.1	20.0	39.1	
3 or 4 times	12.0	20.6	29.5	25.5	20.5	
5 or 6 times	2.4	2.8	5.7	14.5	4.9	
7 or more times	3.2	5.7	8.0	12.7	6.4	
N of Valid	125	141	88	55	409	
N of Miss	38	24	19	17	98	

Table 228: Has anyone in your family ever had severe alcohol or drug problems?



Response	6	8	10	12	Total	
No	74.6	68.1	65.5	55.6	67.8	
Yes	25.4	31.9	34.5	44.4	32.2	
N of Valid	122	141	87	54	404	
N of Miss	41	24	20	18	103	

Table 229: About how many adults (over 21) have you known personally who in the past year have: used marijuana, crack, cocaine, or other drugs?






Response	6	8	10	12	Total	
0	82.1	70.9	70.5	50.9	71.6	
1	9.8	9.2	9.1	20.8	10.9	
2	3.3	8.5	6.8	7.5	6.4	
03/04/13	3.3	6.4	6.8	11.3	6.2	
5	1.6	5.0	6.8	9.4	4.9	
N of Valid	123	141	88	53	405	
N of Miss	40	24	19	19	102	

Table 230: About how many adults (over 21) have you known personally who in the past year have: sold or dealt drugs?






Response	6	8	10	12	Total	
0	95.9	76.4	77.0	67.9	81.3	
1	1.6	8.6	3.4	13.2	6.0	
2	0.8	6.4	6.9	7.5	5.0	
03/04/13	0.8	5.0	6.9	7.5	4.5	
5	0.8	3.6	5.7	3.8	3.2	
N of Valid	122	140	87	53	402	
N of Miss	41	25	20	19	105	

Table 231: About how many adults (over 21) have you known personally who in the past year have: done other things that could get them in trouble with the police, like stealing, selling stolen goods, mugging or assaulting others, etc.?






Response	6	8	10	12	Total	
0	88.6	73.4	71.6	64.8	76.5	
1	5.7	7.9	10.2	14.8	8.7	
2	2.4	7.2	6.8	5.6	5.4	
03/04/13	1.6	5.8	3.4	9.3	4.5	
5	1.6	5.8	8.0	5.6	5.0	
N of Valid	123	139	88	54	404	
N of Miss	40	26	19	18	103	

Table 232: About how many adults (over 21) have you known personally who in the past year have: gotten drunk or high?






Response	6	8	10	12	Total	
0	75.8	51.4	50.0	33.3	56.2	
1	13.7	15.0	18.2	13.0	15.0	
2	4.0	13.6	3.4	9.3	7.9	
03/04/13	3.2	5.7	10.2	20.4	7.9	
5	3.2	14.3	18.2	24.1	13.1	
N of Valid	124	140	88	54	406	
N of Miss	39	25	19	18	101	

Table 233: Have you seen or heard information about underage drinking in the past 12 months from the following sources? Radio



Response	6	8	10	12	Total	
No	59.3	52.5	58.7	53.8	56.1	
Yes	40.7	47.5	41.3	46.2	43.9	
N of Valid	123	141	92	52	408	
N of Miss	40	24	15	20	99	

Table 234: Have you seen or heard information about underage drinking in the past 12 months from the following sources? TV.



Response	6	8	10	12	Total	
No	36.6	33.6	38.0	34.0	35.6	
Yes	63.4	66.4	62.0	66.0	64.4	
N of Valid	123	137	92	50	402	
N of Miss	40	28	15	22	105	

Table 235: Have you seen or heard information about underage drinking in the past 12 months from the following sources? Print. This includes information on underage drinking you may have seen in the newspaper, on a billboard, in pamphlets, on stickers, etc.



Response	6	8	10	12	Total	
No	51.2	51.1	58.7	41.2	51.6	
Yes	48.8	48.9	41.3	58.8	48.4	
N of Valid	123	137	92	51	403	
N of Miss	40	28	15	21	104	

Table 236: Have you seen or heard information about underage drinking in the past 12 months from the following sources? Website or social media? (Facebook, Myspace, website, etc.)



Response	6	8	10	12	Total	
No	62.6	49.6	42.9	49.0	52.0	
Yes	37.4	50.4	57.1	51.0	48.0	
N of Valid	123	139	91	51	404	
N of Miss	40	26	16	21	103	

Table 237: The next questions ask about your opinions of the information you saw or heard. If you have seen or heard more than one ad, please think about your favorite ad when answering these questions. The information about underage drinking that I saw or heard was convincing.






Response	6	8	10	12	Total	
NO!	26.5	27.7	24.7	19.6	25.6	
no	3.5	12.4	16.9	27.5	12.8	
yes	20.4	19.0	33.7	31.4	24.4	
YES!	26.5	27.7	16.9	7.8	22.3	
I have not seen or heard any ads about underage drinking in the past 12 months.	23.0	13.1	7.9	13.7	14.9	
N of Valid	113	137	89	51	390	
N of Miss	50	28	18	21	117	

Table 238: The next questions ask about your opinions of the information you saw or heard. If you have seen or heard more than one ad, please think about your favorite ad when answering these questions. The information about underage drinking that I saw or heard grabbed my attention.






Response	6	8	10	12	Total	
NO!	25.0	25.7	23.6	20.0	24.3	
no	6.2	14.0	19.1	34.0	15.5	
yes	14.3	20.6	36.0	20.0	22.2	
YES!	33.0	24.3	14.6	12.0	23.0	
I have not seen or heard any ads about underage drinking in the past 12 months.	21.4	15.4	6.7	14.0	15.0	
N of Valid	112	136	89	50	387	
N of Miss	51	29	18	22	120	

Table 239: The next questions ask about your opinions of the information you saw or heard. If you have seen or heard more than one ad, please think about your favorite ad when answering these questions. The information about underage drinking that I saw or heard said something important to me.


Response	6	8	10	12	Total	
NO!	20.0	24.8	21.3	20.0	22.0	
no	5.5	15.3	25.8	36.0	17.6	
yes	17.3	18.2	32.6	22.0	21.8	
YES!	30.0	24.8	13.5	8.0	21.5	
I have not seen or heard any ads about underage drinking in the past 12 months.	27.3	16.8	6.7	14.0	17.1	
N of Valid	110	137	89	50	386	
N of Miss	53	28	18	22	121	

Table 240: The next questions ask about your opinions of the information you saw or heard. If you have seen or heard more than one ad, please think about your favorite ad when answering these questions. Seeing or hearing this information about underage drinking made me want to stop or decrease my drinking.



Response	6	8	10	12	Total	
NO!	21.6	22.1	22.7	20.0	21.8	
no	4.1	8.1	22.7	32.0	13.7	
yes	3.1	12.5	21.6	22.0	13.5	
YES!	27.8	30.9	20.5	10.0	24.8	
I have not seen or heard any ads about underage drinking in the past 12 months.	43.3	26.5	12.5	16.0	26.1	
N of Valid	97	136	88	50	371	
N of Miss	66	29	19	22	136	

Table 241: How honest were you in filling out this survey?

Response	6	8	10	12	Total	
I was very honest	93.5	88.7	77.7	83.0	86.9	
I was honest pretty much of the time	6.5	9.2	17.0	17.0	11.2	
I was honest some of the time	0.0	1.4	3.2	0.0	1.2	
I was honest once in a while	0.0	0.7	2.1	0.0	0.7	
I was not honest at all	0.0	0.0	0.0	0.0	0.0	
N of Valid	123	141	94	53	411	
N of Miss	40	24	13	19	96	