



2016 APNA

Arkansas Prevention Needs Assessment Survey

Randolph County
Tables

**Arkansas Department of Human Services
Division of Behavioral Health Services
Prevention Services**

Conducted by International Survey Associates dba Pride Surveys

Contents

1	INTRODUCTION	11
2	PERCENTAGE TABLES	16

List of Tables

1	Sex	17
2	Age	17
3	Are you Hispanic or Latino?	17
4	What is your race? Black or African American	18
5	What is your race? Asian	18
6	What is your race? American Indian	18
7	What is your race? Alaska Native	18
8	What is your race? White	19
9	What is your race? Native Hawaiian or Other Pacific Islander	19
10	What is your race? Other	19
11	What is the highest level of schooling completed by your mother or father?	20
12	Think of where you live most of the time. Which of the following people live there with you? Mother	20
13	Think of where you live most of the time. Which of the following people live there with you? Stepmother	20
14	Think of where you live most of the time. Which of the following people live there with you? Foster Mother	21
15	Think of where you live most of the time. Which of the following people live there with you? Grandmother	21
16	Think of where you live most of the time. Which of the following people live there with you? Aunt	21
17	Think of where you live most of the time. Which of the following people live there with you? Father	21
18	Think of where you live most of the time. Which of the following people live there with you? Stepfather	22
19	Think of where you live most of the time. Which of the following people live there with you? Foster Father	22
20	Think of where you live most of the time. Which of the following people live there with you? Grandfather	22
21	Think of where you live most of the time. Which of the following people live there with you? Uncle	22
22	Think of where you live most of the time. Which of the following people live there with you? Other Adults	23
23	Think of where you live most of the time. Which of the following people live there with you? Brother(s)	23
24	Think of where you live most of the time. Which of the following people live there with you? Stepbrother(s)	23
25	Think of where you live most of the time. Which of the following people live there with you? Sister(s)	23
26	Think of where you live most of the time. Which of the following people live there with you? Stepsister(s)	24

27	Think of where you live most of the time. Which of the following people live there with you? Other Children	24
28	In my school, students have lots of chances to help decide things like class activities and rules.	24
29	Teachers ask me to work on special classroom projects.	24
30	My teacher(s) notices when I am doing a good job and lets me know about it.	25
31	There are lots of chances for students in my school to get involved in sports, clubs, and other school activities outside of class.	25
32	There are lots of chances for students in my school to talk with a teacher one-on-one.	25
33	I feel safe at my school.	26
34	The school lets my parents know when I have done something well.	26
35	My teachers praise me when I work hard in school.	26
36	Are your school grades better than the grades of most students in your class?	27
37	I have lots of chances to be part of class discussions or activities.	27
38	Now thinking back over the past year in school, how often did you: enjoy being in school?	27
39	Now thinking back over the past year in school, how often did you: hate being in school?	28
40	Now thinking back over the past year in school, how often did you: try to do your best work in school?	28
41	How often do you feel that the school work you are assigned is meaningful and important?	28
42	Putting them all together, what were your grades like last year?	29
43	How important do you think the things you are learning in school are going to be for your later life?	29
44	Do your parents care about your skipping or cutting school?	29
45	During the LAST FOUR WEEKS how many whole days of school have you missed because you skipped or 'cut'?	30
46	What are the chances you would be seen as cool if you: smoked cigarettes?	30
47	What are the chances you would be seen as cool if you: worked hard at school?	30
48	What are the chances you would be seen as cool if you: began drinking alcoholic beverages regularly, that is, at least once or twice a month?	31
49	What are the chances you would be seen as cool if you: defended someone who was being bullied?	31
50	What are the chances you would be seen as cool if you: smoked marijuana?	31
51	What are the chances you would be seen as cool if you: carried a handgun?	32

52	What are the chances you would be seen as cool if you: used e-cigarettes, e-cigars or e-hookahs?	32
53	What are the chances you would be seen as cool if you: bullied someone or cyber bullied someone?	32
54	Think of your four best friends (the friends you feel closest to). In the past year (12 months), how many of your best friends have: participated in clubs, organizations or activities at school?	33
55	Think of your four best friends (the friends you feel closest to). In the past year (12 months), how many of your best friends have: smoked cigarettes?	33
56	Think of your four best friends (the friends you feel closest to). In the past year (12 months), how many of your best friends have: tried beer, wine or hard liquor (for example, vodka, whiskey, or gin) when their parents didn't know about it?	33
57	Think of your four best friends (the friends you feel closest to). In the past year (12 months), how many of your best friends have: used e-cigarettes, e-cigars, or e-hookahs?	34
58	Think of your four best friends (the friends you feel closest to). In the past year (12 months), how many of your best friends have: used marijuana?	34
59	Think of your four best friends (the friends you feel closest to). In the past year (12 months), how many of your best friends have: used prescription drugs or non-prescription drugs for the purpose of getting high?	34
60	Think of your four best friends (the friends you feel closest to). In the past year (12 months), how many of your best friends have: used synthetic marijuana (K2, spice) or bath salts?	35
61	Think of your four best friends (the friends you feel closest to). In the past year (12 months), how many of your best friends have: used LSD, cocaine, amphetamines, or other illegal drugs?	35
62	Think of your four best friends (the friends you feel closest to). In the past year (12 months), how many of your best friends have: been bullied?	35
63	Think of your four best friends (the friends you feel closest to). In the past year (12 months), how many of your best friends have: been suspended from school?	36
64	Think of your four best friends (the friends you feel closest to). In the past year (12 months), how many of your best friends have: carried a handgun?	36
65	Think of your four best friends (the friends you feel closest to). In the past year (12 months), how many of your best friends have: sold illegal drugs?	36
66	Think of your four best friends (the friends you feel closest to). In the past year (12 months), how many of your best friends have: regularly attended religious services?	37

67	Think of your four best friends (the friends you feel closest to). In the past year (12 months), how many of your best friends have: stolen or tried to steal a motor vehicle such as a car or motorcycle?	37
68	Think of your four best friends (the friends you feel closest to). In the past year (12 months), how many of your best friends have: been arrested?	37
69	Think of your four best friends (the friends you feel closest to). In the past year (12 months), how many of your best friends have: dropped out of school?	38
70	Think of your four best friends (the friends you feel closest to). In the past year (12 months), how many of your best friends have: been members of a gang?	38
71	How old were you when you first: smoked marijuana?	38
72	How old were you when you first: smoked a cigarette, even just a puff?	39
73	How old were you when you first: had more than a sip or two of beer, wine or hard liquor (for example, vodka, whiskey, or gin)?	39
74	How old were you when you first: began drinking alcoholic beverages regularly, that is, at least once or twice a month?	40
75	How old were you when you first: used Daztrex?	40
76	How old were you when you first: got suspended from school?	41
77	How old were you when you first: got arrested?	41
78	How old were you when you first: carried a handgun?	42
79	How old were you when you first: used e-cigarettes, e-cigars, or e-hookahs?	42
80	How old were you when you first: belonged to a gang?	43
81	How old were you when you first: used prescription drugs not prescribed to you?	43
82	How wrong do you think it is for someone your age to: take a handgun to school?	44
83	How wrong do you think it is for someone your age to: steal anything?	44
84	How wrong do you think it is for someone your age to: pick a fight with someone?	44
85	How wrong do you think it is for someone your age to: attack someone with the idea of seriously hurting them?	45
86	How wrong do you think it is for someone your age to: stay away from school all day when their parents think they are at school?	45
87	How wrong do you think it is for someone your age to: drink beer, wine or hard liquor (for example, vodka, whiskey, or gin) regularly?	45
88	How wrong do you think it is for someone your age to: smoke cigarettes?	46
89	How wrong do you think it is for someone your age to: smoke marijuana?	46

90	How wrong do you think it is for someone your age to: use prescription drugs or non-prescription drugs for the purpose of getting high?	46
91	How wrong do you think it is for someone your age to: use synthetic marijuana (K2, spice) or bath salts?	47
92	How wrong do you think it is for someone your age to: use LSD, cocaine, amphetamines or another illegal drug?	47
93	How wrong do you think it is for someone your age to: use e-cigarettes, e-cigars or e-hookahs?	47
94	At school during the past 12 months, did you receive help from the resource teacher, speech therapist or other special education teacher?	48
95	How many times in the past year (12 months) have you: been suspended from school?	48
96	How many times in the past year (12 months) have you: carried a handgun?	48
97	How many times in the past year (12 months) have you: sold illegal drugs?	49
98	How many times in the past year (12 months) have you: stolen or tried to steal a motor vehicle such as a car or motorcycle?	49
99	How many times in the past year (12 months) have you: participated in clubs, organizations or activities at school?	50
100	How many times in the past year (12 months) have you: been arrested?	50
101	How many times in the past year (12 months) have you: attacked someone with the idea of seriously hurting them?	51
102	How many times in the past year (12 months) have you: been drunk or high at school?	51
103	How many times in the past year (12 months) have you: taken a handgun to school?	52
104	Are you currently on probation, or assigned a probation officer with Juvenile Court?	52
105	Have you ever belonged to a gang?	52
106	If you have ever belonged to a gang, did that gang have a name?	53
107	You are at a party at someone's house, and one of your friends offers you a drink containing alcohol. What would you say or do?	53
108	How often do you attend religious services or activities?	53
109	I think sometimes it's okay to cheat at school.	54
110	It is important to think before you act.	54
111	Sometimes I think that life is not worth it.	54
112	At times I think I am no good at all.	55
113	All in all, I am inclined to think that I am a failure.	55
114	In the past year, have you felt depressed or sad MOST days, even if you felt okay sometimes?	55
115	It is all right to beat up people if they start the fight.	56
116	I think it is okay to take something without asking if you can get away with it.	56

117	Where do you get the most information about living a drug and alcohol free life? Parents/guardians	56
118	Where do you get the most information about living a drug and alcohol free life? Friends	57
119	Where do you get the most information about living a drug and alcohol free life? Family members	57
120	Where do you get the most information about living a drug and alcohol free life? School	57
121	Where do you get the most information about living a drug and alcohol free life? Internet	58
122	Where do you get the most information about living a drug and alcohol free life? TV	58
123	Where do you get the most information about living a drug and alcohol free life? Social media	58
124	How much do you think people risk harming themselves (physically or in other ways) if they: smoked one or more packs of cigarettes per day?	59
125	How much do you think people risk harming themselves (physically or in other ways) if they: try marijuana once or twice?	59
126	How much do you think people risk harming themselves (physically or in other ways) if they: smoke marijuana once or twice a week?	59
127	How much do you think people risk harming themselves (physically or in other ways) if they: take one or two drinks of an alcoholic beverage (beer, wine, liquor) nearly every day?	60
128	How much do you think people risk harming themselves (physically or in other ways) if they: have five or more drinks of an alcoholic beverage once or twice a weekend?	60
129	How much do you think people risk harming themselves (physically or in other ways) if they: use prescription drugs that are not prescribed to them?	60
130	How much do you think people risk harming themselves (physically or in other ways) if they: use non-prescription drugs to get high?	61
131	How much do you think people risk harming themselves (physically or in other ways) if they: use e-cigarettes, e-cigars, or e-hookahs?	61
132	Have you ever used smokeless tobacco (chew, snuff, plug, dipping tobacco, or chewing tobacco)?	61
133	How often have you used smokeless tobacco during the past 30 days?	62
134	Have you ever smoked cigarettes?	62
135	How frequently have you smoked cigarettes during the past 30 days?	62
136	Which statement best describes rules about smoking inside your home or your family cars?	63
137	Have you ever used e-cigarettes, e-cigars, or e-hookahs?	63
138	How frequently have you used e-cigarettes, e-cigars, or e-hookahs?	64
139	During this school year, were you taught in any of your classes about the dangers of tobacco use?	64

140	During the past 12 months, have you participated in any community activities to discourage people your age from using cigarettes, chewing tobacco, snuff, dip or cigars, e-cigarettes, e-cigars, or e-hookahs?	64
141	Think back over the last two weeks. How many times have you had five or more alcoholic drinks in a row?	65
142	During the past 30 days, how many times did you ride in a car or other vehicle driven by someone who had been drinking alcohol or using drugs to get high?	65
143	During the past 30 days, how many times did you drive a car or other vehicle when you had been drinking alcohol or using drugs to get high?	65
144	If you drank alcohol (not just a sip or taste) in the past year, how did you usually get it?	66
145	If you drank alcohol (not just a sip or taste) in the past year, where did you usually drink it?	66
146	How do you feel about someone your age having one or two drinks of an alcoholic beverage nearly every day?	67
147	On how many occasions have you had alcoholic beverages (beer, wine or hard liquor) to drink in your lifetime - more than just a few sips?	67
148	On how many occasions have you drunk one or more drinks of an alcoholic beverage during the past 30 days?	67
149	On how many occasions have you used marijuana (grass, pot) or hashish (hash, hash oil) in your lifetime?	68
150	On how many occasions have you used marijuana (grass, pot) or hashish (hash, hash oil) during the past 30 days?	68
151	On how many occasions have you used LSD or other psychedelics in your lifetime?	68
152	On how many occasions have you used LSD or other psychedelics during the past 30 days?	69
153	On how many occasions have you used cocaine or crack in your lifetime?	69
154	On how many occasions have you used cocaine or crack during the past 30 days?	69
155	On how many occasions have you sniffed glue, breathed the contents of an aerosol spray can, or inhaled other gases or sprays, in order to get high in your lifetime?	70
156	On how many occasions have you sniffed glue, breathed the contents of an aerosol spray can, or inhaled other gases or sprays, in order to get high during the past 30 days?	70
157	On how many occasions have you used Daztrex in your lifetime?	71
158	On how many occasions have you used Daztrex during the past 30 days?	71
159	On how many occasions have you used synthetic marijuana (K2, spice) in your lifetime?	71

160	On how many occasions have you used synthetic marijuana (K2, spice) during the past 30 days?	72
161	On how many occasions have you used methamphetamines (meth, speed, crank, crystal meth) in your lifetime?	72
162	On how many occasions have you used methamphetamines (meth, speed, crank, crystal meth) in the past 30 days?	72
163	On how many occasions have you used other chemical products (bath salts, plant food, etc.) in your lifetime?	73
164	On how many occasions have you used other chemical products (bath salts, plant food, etc.) during the past 30 days?	73
165	On how many occasions have you used heroin or other opiates in your lifetime?	73
166	On how many occasions have you used heroin or other opiates during the past 30 days?	74
167	On how many occasions have you used MDMA ('X', 'E', or ecstasy) in your lifetime?	74
168	On how many occasions have you used MDMA ('X', 'E', or ecstasy) during the past 30 days?	74
169	On how many occasions have you taken prescription drugs (such as Valium, Xanax, Ritalin, Adderall, OxyContin, Darvocet, or sleeping pills) not prescribed to you in your lifetime?	75
170	On how many occasions have you taken prescription drugs (such as Valium, Xanax, Ritalin, Adderall, OxyContin, Darvocet, or sleeping pills) not prescribed to you during the past 30 days?	75
171	On how many occasions have you taken non-prescription medicines such as diet pills (for example, Dietac, Dexatrim or Prolamine), stay-awake pills (for example No-Doz, Vivarin, or Wake), or cough or cold medicines (robos, DXM, etc.) to get high in your lifetime?	76
172	On how many occasions have you taken non-prescription medicines such as diet pills (for example, Dietac, Dexatrim or Prolamine), stay-awake pills (for example No-Doz, Vivarin, or Wake), or cough or cold medicines (robos, DXM, etc.) to get high during the past 30 days?	76
173	On how many occasions have you been drunk or very high from drinking alcoholic beverages during the past 30 days?	77
174	On how many occasions have you drunk flavored alcoholic beverages, sometimes called 'alcopops' (like Mike's Hard Lemonade, Smirnoff Ice, Bacardi Breezers, etc.) in your lifetime?	77
175	On how many occasions have you drunk flavored alcoholic beverages, sometimes called 'alcopops' (like Mike's Hard Lemonade, Smirnoff Ice, Bacardi Breezers, etc.) during the past 30 days?	78
176	If you used prescription drugs or over the counter drugs without a doctor telling you to use it or for the purpose of getting high, where did you get these drugs? - Did not use	78

177	If you used prescription drugs or over the counter drugs without a doctor telling you to use it or for the purpose of getting high, where did you get these drugs? - Bought or took from store or shop	78
178	If you used prescription drugs or over the counter drugs without a doctor telling you to use it or for the purpose of getting high, where did you get these drugs? - Got from parents with permission	79
179	If you used prescription drugs or over the counter drugs without a doctor telling you to use it or for the purpose of getting high, where did you get these drugs? - Got from home without permission	79
180	If you used prescription drugs or over the counter drugs without a doctor telling you to use it or for the purpose of getting high, where did you get these drugs? - Got from relative with permission	79
181	If you used prescription drugs or over the counter drugs without a doctor telling you to use it or for the purpose of getting high, where did you get these drugs? - Got from relative without permission	79
182	If you used prescription drugs or over the counter drugs without a doctor telling you to use it or for the purpose of getting high, where did you get these drugs? - Got from friend's home with permission	80
183	If you used prescription drugs or over the counter drugs without a doctor telling you to use it or for the purpose of getting high, where did you get these drugs? - Got from friend's home without permission	80
184	If you used prescription drugs or over the counter drugs without a doctor telling you to use it or for the purpose of getting high, where did you get these drugs? - Got from friend at school	80
185	If you used prescription drugs or over the counter drugs without a doctor telling you to use it or for the purpose of getting high, where did you get these drugs? - Got from friend at party	80
186	If you used prescription drugs or over the counter drugs without a doctor telling you to use it or for the purpose of getting high, where did you get these drugs? - Got from friend, elsewhere	81
187	If you used prescription drugs or over the counter drugs without a doctor telling you to use it or for the purpose of getting high, where did you get these drugs? - Got from internet sale	81
188	During the last month, about how many marijuana cigarettes, or the equivalent, did you smoke a day, on the average?	81
189	How wrong do your friends feel it would be for YOU to: have one or two drinks of an alcoholic beverage nearly every day?	82
190	How wrong do your friends feel it would be for YOU to: smoke tobacco?	82
191	How wrong do your friends feel it would be for YOU to: smoke marijuana?	82
192	How wrong do your friends feel it would be for YOU to: use prescription drugs not prescribed to you?	83
193	How wrong would most adults (over 21) in your neighborhood think it is for kids your age: to use marijuana?	83

194	How wrong would most adults (over 21) in your neighborhood think it is for kids your age: to drink alcohol?	83
195	How wrong would most adults (over 21) in your neighborhood think it is for kids your age: to smoke cigarettes?	84
196	How much do each of the following statements describe your neighborhood? crime and/or drug selling	84
197	How much do each of the following statements describe your neighborhood? fights	84
198	How much do each of the following statements describe your neighborhood? lots of empty or abandoned buildings	85
199	How much do each of the following statements describe your neighborhood? lots of graffiti	85
200	I feel safe in my neighborhood.	85
201	If a kid smoked marijuana in your neighborhood would he or she be caught by the police?	86
202	If a kid drank some beer, wine or hard liquor (for example, vodka, whiskey, or gin) in your neighborhood would he or she be caught by the police?	86
203	If a kid carried a handgun in your neighborhood would he or she be caught by the police?	86
204	If you wanted to get some cigarettes, how easy would it be for you to get some?	87
205	If you wanted to get some beer, wine or hard liquor (for example, vodka, whiskey, or gin), how easy would it be for you to get some?	87
206	If you wanted to get a drug like cocaine, LSD, or amphetamines, how easy would it be for you to get some?	87
207	If you wanted to get a handgun, how easy would it be for you to get one?	88
208	If you wanted to get some marijuana, how easy would it be for you to get some?	88
209	If you wanted to get prescription drugs for the purpose of getting high, how easy would it be for you to get some?	88
210	If you wanted to get synthetic marijuana such as K2 or chemical products such as bath salts to get high, how easy would it be for you to get some?	89
211	If you wanted to get steroids to use or to enhance athletic performance, how easy would it be for you to get some?	89
212	If you wanted to get e-cigarettes, e-cigars, or e-hookahs, how easy would it be for you to get some?	89
213	During the past 12 months, have you participated in any alcohol prevention programs or seen any alcohol prevention messages in your school or community? Yes, a school-based program focused on preventing underage drinking and/or drinking and driving.	90

214	During the past 12 months, have you participated in any alcohol prevention programs or seen any alcohol prevention messages in your school or community? Yes, a community-based program focused on preventing underage drinking and/or drinking and driving (for example, through your church or temple or through youth groups like Boys and Girls Club or 4-H).	90
215	During the past 12 months, have you participated in any alcohol prevention programs or seen any alcohol prevention messages in your school or community? Yes, a media campaign addressing underage drinking and/or drinking and driving (for example, newspaper ads, posters, pamphlets, radio, TV).	90
216	During the past 12 months, have you participated in any alcohol prevention programs or seen any alcohol prevention messages in your school or community? No	90
217	How wrong do your parents feel it would be for YOU to: have one or two drinks of an alcoholic beverage nearly every day?	91
218	How wrong do your parents feel it would be for YOU to: smoke tobacco?	91
219	How wrong do your parents feel it would be for YOU to: smoke marijuana?	91
220	How wrong do your parents feel it would be for YOU to: use prescription drugs not prescribed to you?	92
221	How wrong do your parents feel it would be for YOU to: steal something worth more than \$5?	92
222	How wrong do your parents feel it would be for YOU to: draw graffiti, write things, or draw pictures on buildings or other property (without the owner's permission)?	92
223	How wrong do your parents feel it would be for YOU to: pick a fight with someone?	93
224	During the past 12 months, have you talked with at least one of your parents about the dangers of underage drinking and/or drinking and driving? By parents, we mean either your biological parents, adoptive parents, stepparents, or adult guardians - whether or not they live with you.	93
225	The rules in my family are clear.	93
226	People in my family have serious arguments about the same things, and often insult or yell at each other.	94
227	When I am not at home, one of my parents knows where I am and who I am with.	94
228	My family has clear rules about alcohol and drug use.	94
229	If you skipped school would you be caught by your parents?	95
230	My parents ask if I've gotten my homework done.	95
231	Would your parents know if you did not come home on time?	95
232	Do you know how to properly dispose of leftover prescription drugs?	96

233	Have any of your brothers or sisters ever: drunk beer, wine or hard liquor (for example, vodka, whiskey or gin)?	96
234	Have any of your brothers or sisters ever: smoked marijuana?	96
235	Have any of your brothers or sisters ever: smoked cigarettes?	96
236	Have any of your brothers or sisters ever: taken a handgun to school? .	97
237	Have any of your brothers or sisters ever: been suspended or expelled from school?	97
238	Have any of your brothers or sisters ever: used e-cigarettes, e-cigars or e-hookahs?	97
239	Have any of your brothers or sisters ever: used prescription drugs not prescribed to him/her?	97
240	Have you changed homes in the past year (the last 12 months)? . . .	98
241	How many times have you changed homes since kindergarten?	98
242	Have you changed schools (including changing from elementary to middle and middle to high school) in the past year?	98
243	How many times have you changed schools since kindergarten (including changing from elementary to middle and middle to high school)?	99
244	Has anyone in your family ever had severe alcohol or drug problems? .	99
245	About how many adults (over 21) have you known personally who in the past year have: used marijuana, crack, cocaine, or other drugs? .	99
246	About how many adults (over 21) have you known personally who in the past year have: sold or dealt drugs?	100
247	About how many adults (over 21) have you known personally who in the past year have: done other things that could get them in trouble with the police, like stealing, selling stolen goods, mugging or assaulting others, etc.?	100
248	About how many adults (over 21) have you known personally who in the past year have: gotten drunk or high?	100
249	Have you seen or heard information about underage drinking in the past 12 months from the following sources? Radio	101
250	Have you seen or heard information about underage drinking in the past 12 months from the following sources? TV.	101
251	Have you seen or heard information about underage drinking in the past 12 months from the following sources? Print. This includes information on underage drinking you may have seen in the newspaper, on a billboard, in pamphlets, on stickers, etc.	101
252	Have you seen or heard information about underage drinking in the past 12 months from the following sources? Website or social media? (Facebook, Myspace, website, etc.)	101
253	The next questions ask about your opinions of the information you saw or heard. If you have seen or heard more than one ad, please think about your favorite ad when answering these questions. The information about underage drinking that I saw or heard was convincing.	102

254	The next questions ask about your opinions of the information you saw or heard. If you have seen or heard more than one ad, please think about your favorite ad when answering these questions. The information about underage drinking that I saw or heard grabbed my attention.	102
255	The next questions ask about your opinions of the information you saw or heard. If you have seen or heard more than one ad, please think about your favorite ad when answering these questions. The information about underage drinking that I saw or heard said something important to me.	102
256	The next questions ask about your opinions of the information you saw or heard. If you have seen or heard more than one ad, please think about your favorite ad when answering these questions. Seeing or hearing this information about underage drinking made me want to stop or decrease my drinking.	103
257	How honest were you in filling out this survey?	103

List of Figures

1	Grade Chart	12
2	Gender Chart	13
3	Age Chart	14
4	Ethnic Origin Chart	15

1 INTRODUCTION

This report was generated from data collected on the *2016 Arkansas Prevention Needs Assessment Student Survey*. This report contains basic frequency tables of all data collected and graphs on the selected demographic variables of grade, gender, age and ethnic origin. The graph on ethnic origin is represented as a bar chart rather than as a pie chart. This is because students were allowed to mark more than one response for ethnic origin as opposed to being allowed to mark only one response. The bars represent the percent of students who marked each of the ethnic categories.

Questions regarding the information found in this report can be directed to:

International Survey Associates dba Pride Surveys

Mr. Jay Gleaton

2140 Newmarket Parkway

Suite 116

Marietta, GA 30067

Telephone: (800) 279-6361

Fax: (770) 726-9327

Website: <http://www.pridesurveys.com>

Grade Chart

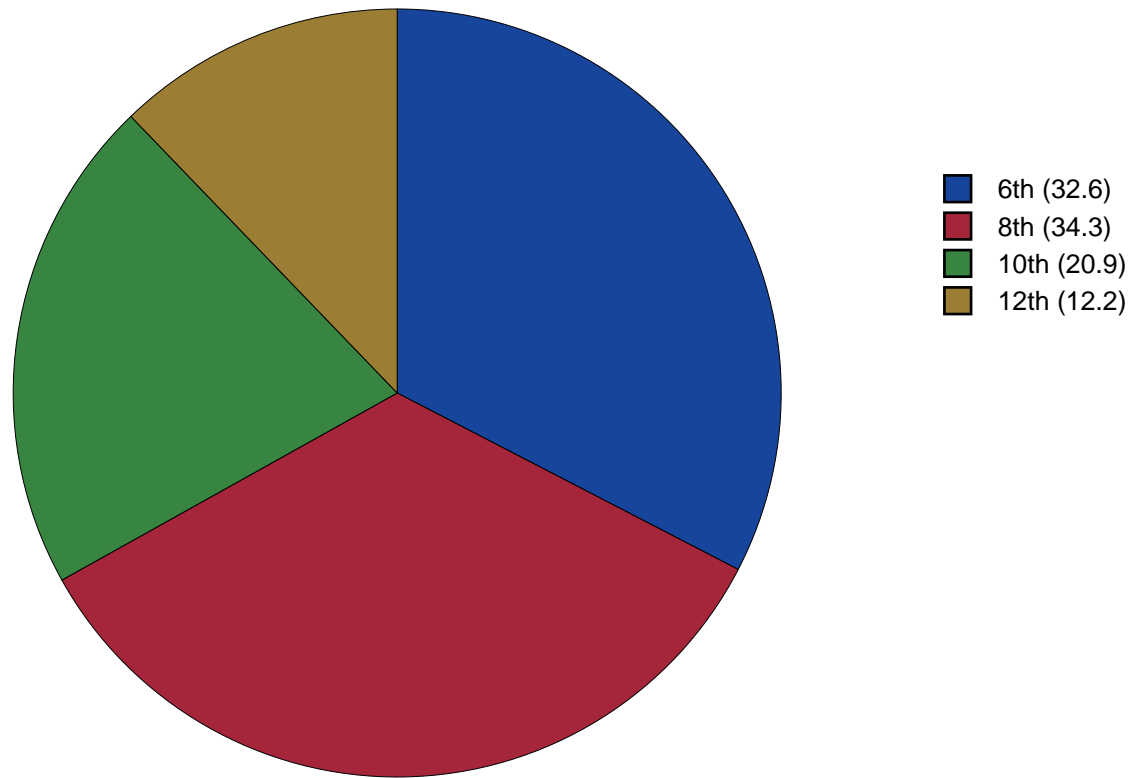


Figure 1: Grade Chart

Gender Chart

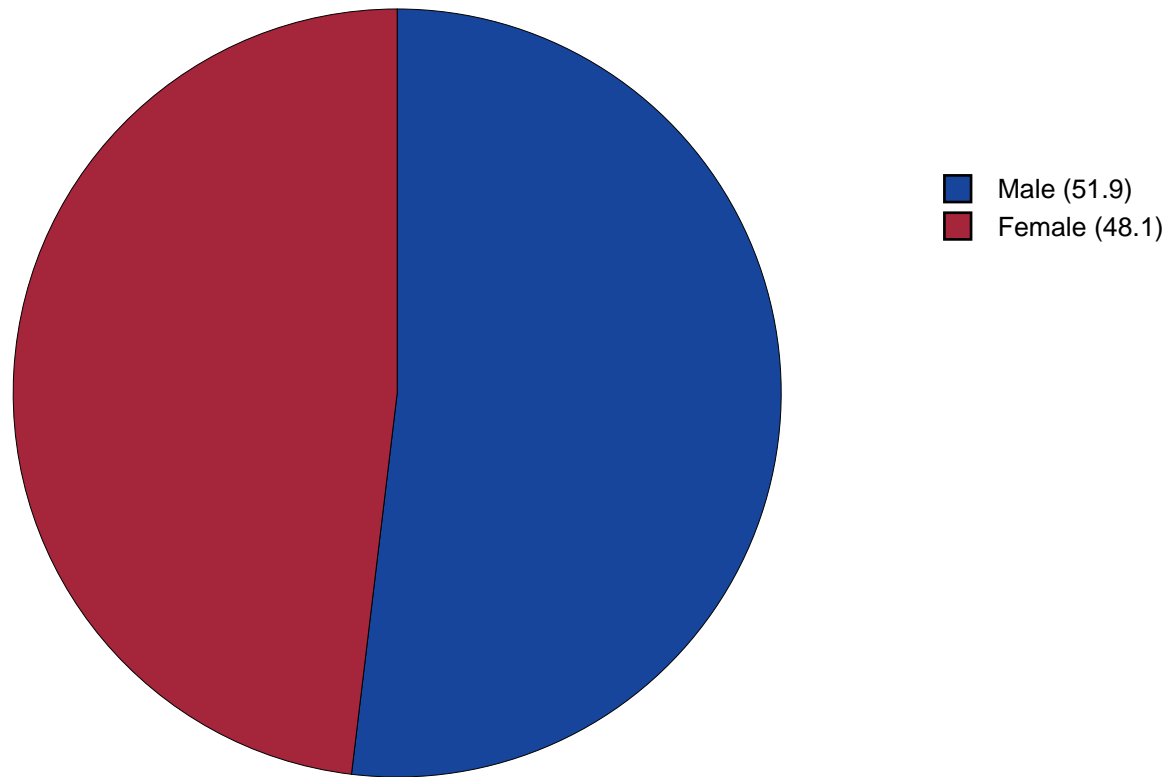


Figure 2: Gender Chart

Age Chart

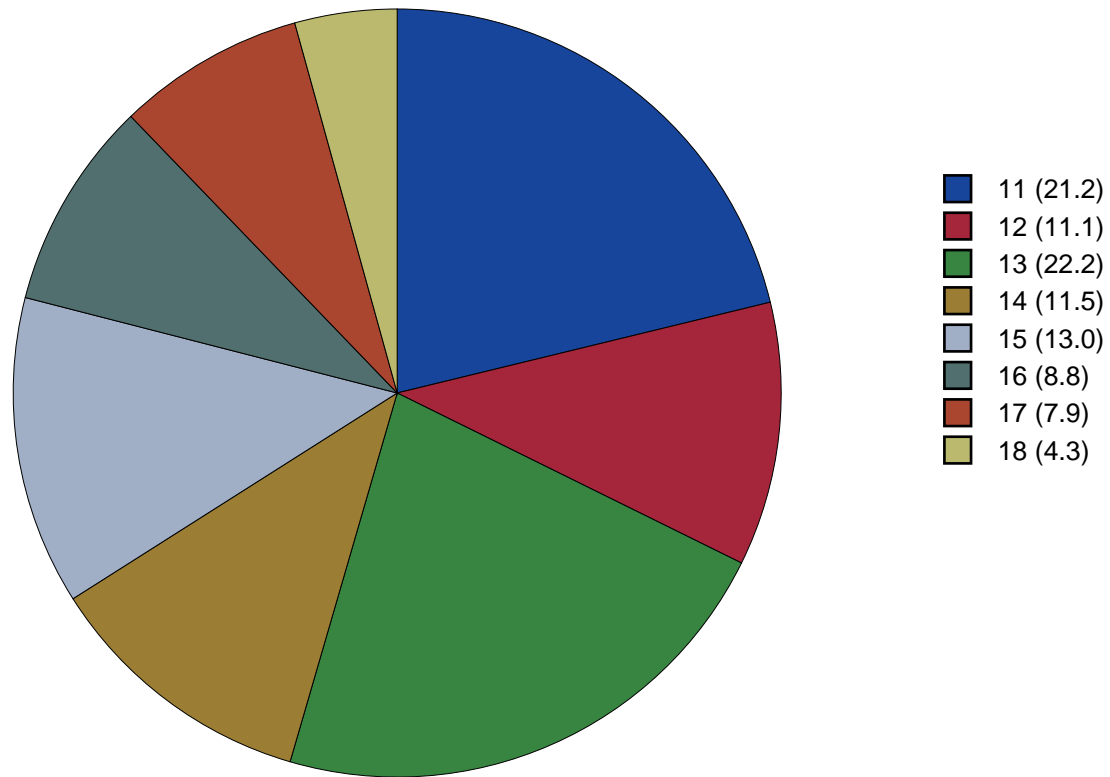


Figure 3: Age Chart

Ethnic Origin Chart

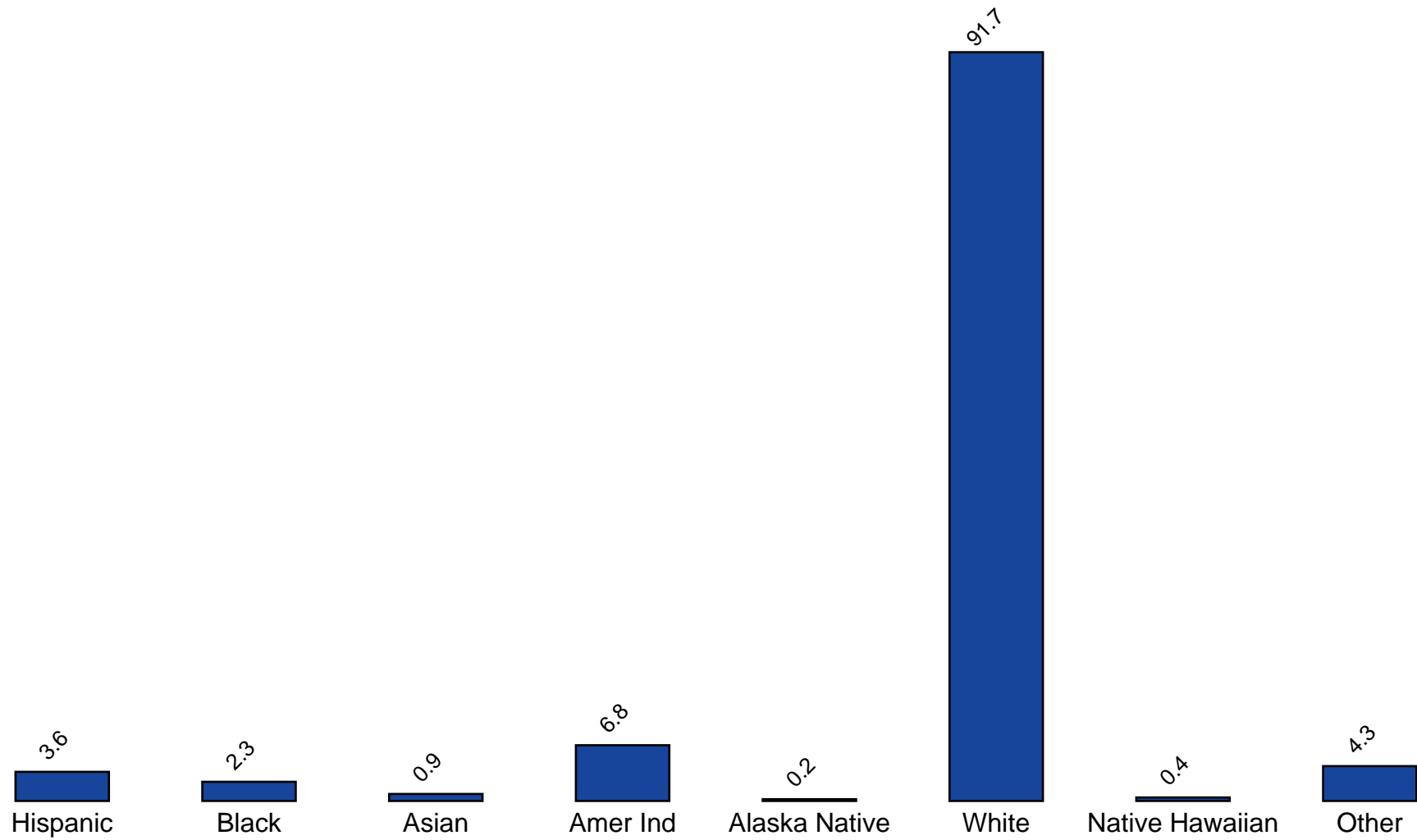


Figure 4: Ethnic Origin Chart

2 PERCENTAGE TABLES

The following tables contain frequency distribution detailing how your students responded to each question on the survey. The tables appear in the same order as the questions on the survey. The tables include breakdowns by grade level as well as overall percentages. The *N of Valid* row is a frequency count of the number of valid responses to each question for each grade and overall. The *N of Miss* row is a frequency count of the number of invalid(marked more than one response) or missing (i.e. did not respond) responses to each question for each grade and overall.

For the questions that allowed more than one response (i.e. race, live with, etc.) each response becomes a separate table. If a student did not mark the response, that was counted as a NO response, and if they did mark the response, that was counted as a YES response. Since a non response is a valid response for these questions, the *N of Miss* will always be zero for these questions.

Table 1: Sex



Response	6	8	10	12	Total	
Male	55.6	47.5	45.9	64.9	51.9	
Female	44.4	52.5	54.1	35.1	48.1	
N of Valid	151	160	98	57	466	
N of Miss	2	1	0	0	3	

Table 2: Age









Response	6	8	10	12	Total	
10 or younger	0.0	0.0	0.0	0.0	0.0	
11	64.7	0.0	0.0	0.0	21.2	
12	34.0	0.0	0.0	0.0	11.1	
13	1.3	63.4	0.0	0.0	22.2	
14	0.0	33.5	0.0	0.0	11.5	
15	0.0	3.1	57.7	0.0	13.0	
16	0.0	0.0	41.2	1.8	8.8	
17	0.0	0.0	1.0	63.2	7.9	
18	0.0	0.0	0.0	35.1	4.3	
19 or older	0.0	0.0	0.0	0.0	0.0	
N of Valid	153	161	97	57	468	
N of Miss	0	0	1	0	1	

Table 3: Are you Hispanic or Latino?



Response	6	8	10	12	Total	
No	99.3	93.6	96.9	96.5	96.4	
Yes	0.7	6.4	3.1	3.5	3.6	
N of Valid	139	157	96	57	449	
N of Miss	14	4	2	0	20	

Table 4: What is your race? Black or African American



Response	6	8	10	12	Total	
No	98.7	98.8	93.9	98.2	97.7	
Yes	1.3	1.2	6.1	1.8	2.3	
N of Valid	153	161	98	57	469	
N of Miss	0	0	0	0	0	

Table 5: What is your race? Asian



Response	6	8	10	12	Total	
No	99.3	99.4	100.0	96.5	99.1	
Yes	0.7	0.6	0.0	3.5	0.9	
N of Valid	153	161	98	57	469	
N of Miss	0	0	0	0	0	

Table 6: What is your race? American Indian



Response	6	8	10	12	Total	
No	90.8	91.9	95.9	98.2	93.2	
Yes	9.2	8.1	4.1	1.8	6.8	
N of Valid	153	161	98	57	469	
N of Miss	0	0	0	0	0	

Table 7: What is your race? Alaska Native



Response	6	8	10	12	Total	
No	99.3	100.0	100.0	100.0	99.8	
Yes	0.7	0.0	0.0	0.0	0.2	
N of Valid	153	161	98	57	469	
N of Miss	0	0	0	0	0	

Table 8: What is your race? White



Response	6	8	10	12	Total	
No	14.4	7.5	4.1	1.8	8.3	
Yes	85.6	92.5	95.9	98.2	91.7	
N of Valid	153	161	98	57	469	
N of Miss	0	0	0	0	0	

Table 9: What is your race? Native Hawaiian or Other Pacific Islander



Response	6	8	10	12	Total	
No	99.3	100.0	99.0	100.0	99.6	
Yes	0.7	0.0	1.0	0.0	0.4	
N of Valid	153	161	98	57	469	
N of Miss	0	0	0	0	0	

Table 10: What is your race? Other



Response	6	8	10	12	Total	
No	92.8	94.4	100.0	100.0	95.7	
Yes	7.2	5.6	0.0	0.0	4.3	
N of Valid	153	161	98	57	469	
N of Miss	0	0	0	0	0	

Table 11: What is the highest level of schooling completed by your mother or father?









Response	6	8	10	12	Total	
Completed grade school or less	2.0	1.9	0.0	0.0	1.3	
Some high school	3.3	9.5	7.3	20.0	8.3	
Completed high school	8.7	11.4	11.5	25.5	12.2	
Some college	7.3	10.8	22.9	12.7	12.4	
Completed college	20.0	24.1	33.3	23.6	24.6	
Graduate or professional school after college	9.3	13.3	16.7	5.5	11.8	
Don't know	48.7	29.1	8.3	9.1	28.8	
Does not apply	0.7	0.0	0.0	3.6	0.7	
N of Valid	150	158	96	55	459	
N of Miss	3	3	2	2	10	

Table 12: Think of where you live most of the time. Which of the following people live there with you? Mother



Response	6	8	10	12	Total	
No	22.9	14.3	25.5	28.1	21.1	
Yes	77.1	85.7	74.5	71.9	78.9	
N of Valid	153	161	98	57	469	
N of Miss	0	0	0	0	0	

Table 13: Think of where you live most of the time. Which of the following people live there with you? Stepmother



Response	6	8	10	12	Total	
No	91.5	95.7	89.8	93.0	92.8	
Yes	8.5	4.3	10.2	7.0	7.2	
N of Valid	153	161	98	57	469	
N of Miss	0	0	0	0	0	

Table 14: Think of where you live most of the time. Which of the following people live there with you? Foster Mother



Response	6	8	10	12	Total	
No	99.3	100.0	100.0	98.2	99.6	
Yes	0.7	0.0	0.0	1.8	0.4	
N of Valid	153	161	98	57	469	
N of Miss	0	0	0	0	0	

Table 15: Think of where you live most of the time. Which of the following people live there with you? Grandmother



Response	6	8	10	12	Total	
No	83.7	87.0	94.9	87.7	87.6	
Yes	16.3	13.0	5.1	12.3	12.4	
N of Valid	153	161	98	57	469	
N of Miss	0	0	0	0	0	

Table 16: Think of where you live most of the time. Which of the following people live there with you? Aunt



Response	6	8	10	12	Total	
No	95.4	96.9	98.0	96.5	96.6	
Yes	4.6	3.1	2.0	3.5	3.4	
N of Valid	153	161	98	57	469	
N of Miss	0	0	0	0	0	

Table 17: Think of where you live most of the time. Which of the following people live there with you? Father



Response	6	8	10	12	Total	
No	43.8	38.5	33.7	43.9	39.9	
Yes	56.2	61.5	66.3	56.1	60.1	
N of Valid	153	161	98	57	469	
N of Miss	0	0	0	0	0	

Table 18: Think of where you live most of the time. Which of the following people live there with you? Stepfather



Response	6	8	10	12	Total	
No	83.7	85.7	88.8	82.5	85.3	
Yes	16.3	14.3	11.2	17.5	14.7	
N of Valid	153	161	98	57	469	
N of Miss	0	0	0	0	0	

Table 19: Think of where you live most of the time. Which of the following people live there with you? Foster Father



Response	6	8	10	12	Total	
No	98.7	100.0	100.0	98.2	99.4	
Yes	1.3	0.0	0.0	1.8	0.6	
N of Valid	153	161	98	57	469	
N of Miss	0	0	0	0	0	

Table 20: Think of where you live most of the time. Which of the following people live there with you? Grandfather



Response	6	8	10	12	Total	
No	88.9	95.0	95.9	94.7	93.2	
Yes	11.1	5.0	4.1	5.3	6.8	
N of Valid	153	161	98	57	469	
N of Miss	0	0	0	0	0	

Table 21: Think of where you live most of the time. Which of the following people live there with you? Uncle



Response	6	8	10	12	Total	
No	96.7	96.9	98.0	96.5	97.0	
Yes	3.3	3.1	2.0	3.5	3.0	
N of Valid	153	161	98	57	469	
N of Miss	0	0	0	0	0	

Table 22: Think of where you live most of the time. Which of the following people live there with you? Other Adults



Response	6	8	10	12	Total	
No	100.0	99.4	96.9	96.5	98.7	
Yes	0.0	0.6	3.1	3.5	1.3	
N of Valid	153	161	98	57	469	
N of Miss	0	0	0	0	0	

Table 23: Think of where you live most of the time. Which of the following people live there with you? Brother(s)



Response	6	8	10	12	Total	
No	61.4	50.3	49.0	75.4	56.7	
Yes	38.6	49.7	51.0	24.6	43.3	
N of Valid	153	161	98	57	469	
N of Miss	0	0	0	0	0	

Table 24: Think of where you live most of the time. Which of the following people live there with you? Stepbrother(s)



Response	6	8	10	12	Total	
No	88.9	94.4	96.9	91.2	92.8	
Yes	11.1	5.6	3.1	8.8	7.2	
N of Valid	153	161	98	57	469	
N of Miss	0	0	0	0	0	

Table 25: Think of where you live most of the time. Which of the following people live there with you? Sister(s)



Response	6	8	10	12	Total	
No	57.5	62.7	63.3	70.2	62.0	
Yes	42.5	37.3	36.7	29.8	38.0	
N of Valid	153	161	98	57	469	
N of Miss	0	0	0	0	0	

Table 26: Think of where you live most of the time. Which of the following people live there with you? Stepsister(s)

Response	6	8	10	12	Total	
No	92.8	97.5	98.0	91.2	95.3	
Yes	7.2	2.5	2.0	8.8	4.7	
N of Valid	153	161	98	57	469	
N of Miss	0	0	0	0	0	

Table 27: Think of where you live most of the time. Which of the following people live there with you? Other Children

Response	6	8	10	12	Total	
No	94.8	95.7	98.0	94.7	95.7	
Yes	5.2	4.3	2.0	5.3	4.3	
N of Valid	153	161	98	57	469	
N of Miss	0	0	0	0	0	

Table 28: In my school, students have lots of chances to help decide things like class activities and rules.

Response	6	8	10	12	Total	
NO!	12.8	8.2	17.7	13.0	12.2	
no	40.9	24.5	36.5	33.3	33.4	
yes	40.9	49.7	35.4	46.3	43.4	
YES!	5.4	17.6	10.4	7.4	10.9	
N of Valid	149	159	96	54	458	
N of Miss	4	2	2	3	11	

Table 29: Teachers ask me to work on special classroom projects.

Response	6	8	10	12	Total	
NO!	6.6	3.7	8.5	9.3	6.3	
no	31.1	29.8	44.7	37.0	34.1	
yes	46.4	55.3	38.3	44.4	47.6	
YES!	15.9	11.2	8.5	9.3	12.0	
N of Valid	151	161	94	54	460	
N of Miss	2	0	4	3	9	

Table 30: My teacher(s) notices when I am doing a good job and lets me know about it.


Response	6	8	10	12	Total	
NO!	1.3	3.8	6.4	9.6	4.2	
no	16.6	21.2	35.1	28.8	23.4	
yes	51.0	53.8	46.8	50.0	51.0	
YES!	31.1	21.2	11.7	11.5	21.4	
N of Valid	151	160	94	52	457	
N of Miss	2	1	4	5	12	

Table 31: There are lots of chances for students in my school to get involved in sports, clubs, and other school activities outside of class.


Response	6	8	10	12	Total	
NO!	2.0	1.2	2.1	1.9	1.7	
no	13.2	5.0	5.3	5.6	7.8	
yes	39.7	36.6	37.9	40.7	38.4	
YES!	45.0	57.1	54.7	51.9	52.1	
N of Valid	151	161	95	54	461	
N of Miss	2	0	3	3	8	

Table 32: There are lots of chances for students in my school to talk with a teacher one-on-one.


Response	6	8	10	12	Total	
NO!	4.1	1.2	8.5	3.8	3.9	
no	14.9	14.3	23.4	13.2	16.2	
yes	46.6	54.7	51.1	60.4	52.0	
YES!	34.5	29.8	17.0	22.6	27.9	
N of Valid	148	161	94	53	456	
N of Miss	5	0	4	4	13	

Table 33: I feel safe at my school.





Response	6	8	10	12	Total	
NO!	2.6	5.0	3.2	5.7	3.9	
no	6.0	16.2	8.6	11.3	10.7	
yes	36.4	45.0	64.5	64.2	48.4	
YES!	55.0	33.8	23.7	18.9	37.0	
N of Valid	151	160	93	53	457	
N of Miss	2	1	5	4	12	

Table 34: The school lets my parents know when I have done something well.





Response	6	8	10	12	Total	
NO!	3.4	9.6	27.2	18.2	12.2	
no	19.6	47.4	52.2	49.1	39.5	
yes	50.7	35.3	19.6	23.6	35.7	
YES!	26.4	7.7	1.1	9.1	12.6	
N of Valid	148	156	92	55	451	
N of Miss	5	5	6	2	18	

Table 35: My teachers praise me when I work hard in school.





Response	6	8	10	12	Total	
NO!	10.3	8.8	16.1	13.2	11.3	
no	25.5	34.4	54.8	34.0	35.7	
yes	46.9	43.8	25.8	49.1	41.7	
YES!	17.2	13.1	3.2	3.8	11.3	
N of Valid	145	160	93	53	451	
N of Miss	8	1	5	4	18	

Table 36: Are your school grades better than the grades of most students in your class?

Response	6	8	10	12	Total	
NO!	8.6	8.2	10.8	5.6	8.5	
no	40.0	27.0	20.4	29.6	30.0	
yes	32.1	47.8	47.3	53.7	43.5	
YES!	19.3	17.0	21.5	11.1	17.9	
N of Valid	140	159	93	54	446	
N of Miss	13	2	5	3	23	

Table 37: I have lots of chances to be part of class discussions or activities.

Response	6	8	10	12	Total	
NO!	4.0	1.2	6.4	3.7	3.5	
no	9.4	16.9	18.1	18.5	14.9	
yes	54.4	50.6	55.3	63.0	54.3	
YES!	32.2	31.2	20.2	14.8	27.4	
N of Valid	149	160	94	54	457	
N of Miss	4	1	4	3	12	

Table 38: Now thinking back over the past year in school, how often did you: enjoy being in school?

Response	6	8	10	12	Total	
Never	4.0	9.4	10.6	11.3	8.1	
Seldom	9.9	16.9	22.3	22.6	16.4	
Sometimes	35.1	35.6	27.7	41.5	34.5	
Often	28.5	25.6	30.9	20.8	27.1	
Almost always	22.5	12.5	8.5	3.8	14.0	
N of Valid	151	160	94	53	458	
N of Miss	2	1	4	4	11	

Table 39: Now thinking back over the past year in school, how often did you: hate being in school?

Response	6	8	10	12	Total	
Never	13.3	6.2	6.4	3.8	8.3	
Seldom	32.0	30.6	29.8	15.1	29.1	
Sometimes	40.7	33.8	30.9	41.5	36.3	
Often	6.7	18.8	23.4	24.5	16.4	
Almost always	7.3	10.6	9.6	15.1	9.8	
N of Valid	150	160	94	53	457	
N of Miss	3	1	4	4	12	

Table 40: Now thinking back over the past year in school, how often did you: try to do your best work in school?

Response	6	8	10	12	Total	
Never	0.0	0.0	0.0	3.8	0.4	
Seldom	0.0	0.6	2.2	1.9	0.9	
Sometimes	2.7	13.9	18.3	19.2	11.8	
Often	19.6	20.3	29.0	40.4	24.2	
Almost always	77.7	65.2	50.5	34.6	62.7	
N of Valid	148	158	93	52	451	
N of Miss	5	3	5	5	18	

Table 41: How often do you feel that the school work you are assigned is meaningful and important?

Response	6	8	10	12	Total	
Never	5.4	6.9	14.0	13.2	8.6	
Seldom	8.1	17.6	20.4	20.8	15.5	
Sometimes	25.0	35.8	33.3	45.3	32.9	
Often	31.8	27.0	21.5	17.0	26.3	
Almost always	29.7	12.6	10.8	3.8	16.8	
N of Valid	148	159	93	53	453	
N of Miss	5	2	5	4	16	

Table 42: Putting them all together, what were your grades like last year?

Response	6	8	10	12	Total	
Mostly F's	2.1	1.9	0.0	2.0	1.6	
Mostly D's	2.1	1.9	5.5	2.0	2.7	
Mostly C's	9.2	16.6	14.3	15.7	13.6	
Mostly B's	45.1	38.9	34.1	45.1	40.6	
Mostly A's	41.5	40.8	46.2	35.3	41.5	
N of Valid	142	157	91	51	441	
N of Miss	11	4	7	6	28	

Table 43: How important do you think the things you are learning in school are going to be for your later life?

Response	6	8	10	12	Total	
Very important	51.3	24.2	18.5	11.3	30.5	
Quite important	25.3	28.0	19.6	15.1	23.9	
Fairly important	18.7	25.5	37.0	37.7	27.0	
Slightly important	4.7	18.0	18.5	28.3	14.9	
Not at all important	0.0	4.3	6.5	7.5	3.7	
N of Valid	150	161	92	53	456	
N of Miss	3	0	6	4	13	

Table 44: Do your parents care about your skipping or cutting school?

Response	6	8	10	12	Total	
Yes	100.0	95.0	94.6	84.6	95.3	
No	0.0	5.0	5.4	15.4	4.7	
N of Valid	145	160	92	52	449	
N of Miss	8	1	6	5	20	

Table 45: During the LAST FOUR WEEKS how many whole days of school have you missed because you skipped or 'cut'?


Response	6	8	10	12	Total	
None	61.6	68.1	76.1	60.4	66.7	
1	16.4	11.9	15.2	15.1	14.4	
2	8.9	9.4	2.2	9.4	7.8	
3	3.4	6.9	2.2	7.5	4.9	
4-5	5.5	1.9	3.3	7.5	4.0	
6-10	1.4	1.9	1.1	0.0	1.3	
11 or more	2.7	0.0	0.0	0.0	0.9	
N of Valid	146	160	92	53	451	
N of Miss	7	1	6	4	18	

Table 46: What are the chances you would be seen as cool if you: smoked cigarettes?


Response	6	8	10	12	Total	
No or very little chance	92.5	78.0	68.5	53.7	77.8	
Little chance	4.8	15.1	17.4	24.1	13.3	
Some chance	1.4	5.0	7.6	16.7	5.8	
Pretty good chance	1.4	1.9	4.3	0.0	2.0	
Very good chance	0.0	0.0	2.2	5.6	1.1	
N of Valid	146	159	92	54	451	
N of Miss	7	2	6	3	18	

Table 47: What are the chances you would be seen as cool if you: worked hard at school?


Response	6	8	10	12	Total	
No or very little chance	3.4	8.2	7.6	18.9	7.7	
Little chance	2.7	8.2	12.0	15.1	7.9	
Some chance	12.8	23.3	33.7	32.1	23.0	
Pretty good chance	28.9	30.8	25.0	18.9	27.6	
Very good chance	52.3	29.6	21.7	15.1	33.8	
N of Valid	149	159	92	53	453	
N of Miss	4	2	6	4	16	

Table 48: What are the chances you would be seen as cool if you: began drinking alcoholic beverages regularly, that is, at least once or twice a month?


Response	6	8	10	12	Total	
No or very little chance	89.0	70.9	52.2	29.6	68.0	
Little chance	7.5	17.7	9.8	27.8	14.0	
Some chance	2.1	6.3	15.2	14.8	7.8	
Pretty good chance	1.4	3.2	17.4	18.5	7.3	
Very good chance	0.0	1.9	5.4	9.3	2.9	
N of Valid	146	158	92	54	450	
N of Miss	7	3	6	3	19	

Table 49: What are the chances you would be seen as cool if you: defended someone who was being bullied?

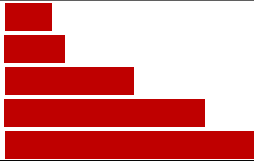
Response	6	8	10	12	Total	
No or very little chance	3.3	6.4	4.4	7.5	5.1	
Little chance	5.3	5.1	15.4	5.7	7.3	
Some chance	11.3	20.5	24.2	24.5	18.7	
Pretty good chance	25.3	32.7	28.6	41.5	30.4	
Very good chance	54.7	35.3	27.5	20.8	38.4	
N of Valid	150	156	91	53	450	
N of Miss	3	5	7	4	19	

Table 50: What are the chances you would be seen as cool if you: smoked marijuana?


Response	6	8	10	12	Total	
No or very little chance	94.5	78.6	57.8	33.3	74.2	
Little chance	4.1	8.2	13.3	31.5	10.7	
Some chance	1.4	3.8	16.7	24.1	8.0	
Pretty good chance	0.0	5.7	8.9	3.7	4.2	
Very good chance	0.0	3.8	3.3	7.4	2.9	
N of Valid	146	159	90	54	449	
N of Miss	7	2	8	3	20	

Table 51: What are the chances you would be seen as cool if you: carried a handgun?






Response	6	8	10	12	Total	
No or very little chance	74.1	68.4	71.1	53.7	69.0	
Little chance	14.3	12.0	6.7	24.1	13.1	
Some chance	8.8	10.1	15.6	7.4	10.5	
Pretty good chance	0.7	5.1	2.2	7.4	3.3	
Very good chance	2.0	4.4	4.4	7.4	4.0	
N of Valid	147	158	90	54	449	
N of Miss	6	3	8	3	20	

Table 52: What are the chances you would be seen as cool if you: used e-cigarettes, e-cigars or e-hookahs?






Response	6	8	10	12	Total	
No or very little chance	91.8	77.2	58.2	44.4	74.2	
Little chance	5.4	11.4	14.3	29.6	12.2	
Some chance	1.4	7.6	14.3	20.4	8.4	
Pretty good chance	1.4	1.9	11.0	3.7	3.8	
Very good chance	0.0	1.9	2.2	1.9	1.3	
N of Valid	147	158	91	54	450	
N of Miss	6	3	7	3	19	

Table 53: What are the chances you would be seen as cool if you: bullied someone or cyber bullied someone?






Response	6	8	10	12	Total	
No or very little chance	89.7	88.1	78.0	64.8	83.8	
Little chance	7.5	5.0	11.0	25.9	9.6	
Some chance	2.7	4.4	4.4	5.6	4.0	
Pretty good chance	0.0	1.3	4.4	1.9	1.6	
Very good chance	0.0	1.3	2.2	1.9	1.1	
N of Valid	146	159	91	54	450	
N of Miss	7	2	7	3	19	

Table 54: Think of your four best friends (the friends you feel closest to). In the past year (12 months), how many of your best friends have: participated in clubs, organizations or activities at school?






Response	6	8	10	12	Total	
0	12.7	10.1	3.5	5.6	9.1	
1	15.5	7.5	10.5	7.4	10.7	
2	24.6	18.9	12.8	16.7	19.3	
3	21.1	15.7	15.1	13.0	17.0	
4	26.1	47.8	58.1	57.4	44.0	
N of Valid	142	159	86	54	441	
N of Miss	11	2	12	3	28	

Table 55: Think of your four best friends (the friends you feel closest to). In the past year (12 months), how many of your best friends have: smoked cigarettes?






Response	6	8	10	12	Total	
0	91.9	78.6	63.3	31.5	74.3	
1	5.4	13.2	20.0	25.9	13.5	
2	2.7	4.4	8.9	22.2	6.9	
3	0.0	2.5	4.4	9.3	2.9	
4	0.0	1.3	3.3	11.1	2.4	
N of Valid	149	159	90	54	452	
N of Miss	4	2	8	3	17	

Table 56: Think of your four best friends (the friends you feel closest to). In the past year (12 months), how many of your best friends have: tried beer, wine or hard liquor (for example, vodka, whiskey, or gin) when their parents didn't know about it?






Response	6	8	10	12	Total	
0	88.7	62.5	48.9	25.9	64.2	
1	6.6	16.9	14.4	9.3	12.1	
2	2.0	10.6	15.6	27.8	10.8	
3	1.3	5.6	11.1	9.3	5.7	
4	1.3	4.4	10.0	27.8	7.3	
N of Valid	151	160	90	54	455	
N of Miss	2	1	8	3	14	

Table 57: Think of your four best friends (the friends you feel closest to). In the past year (12 months), how many of your best friends have: used e-cigarettes, e-cigars, or e-hookahs?






Response	6	8	10	12	Total	
0	97.3	84.4	65.6	46.3	80.4	
1	1.3	8.8	15.6	11.1	7.9	
2	0.7	1.2	6.7	22.2	4.6	
3	0.7	3.1	4.4	7.4	3.1	
4	0.0	2.5	7.8	13.0	4.0	
N of Valid	150	160	90	54	454	
N of Miss	3	1	8	3	15	

Table 58: Think of your four best friends (the friends you feel closest to). In the past year (12 months), how many of your best friends have: used marijuana?






Response	6	8	10	12	Total	
0	98.7	86.7	70.8	42.6	82.2	
1	1.3	5.7	16.9	22.2	8.4	
2	0.0	2.5	9.0	18.5	4.9	
3	0.0	2.5	0.0	11.1	2.2	
4	0.0	2.5	3.4	5.6	2.2	
N of Valid	149	158	89	54	450	
N of Miss	4	3	9	3	19	

Table 59: Think of your four best friends (the friends you feel closest to). In the past year (12 months), how many of your best friends have: used prescription drugs or non-prescription drugs for the purpose of getting high?






Response	6	8	10	12	Total	
0	98.7	90.4	93.3	72.2	91.6	
1	1.3	6.4	4.4	13.0	5.1	
2	0.0	0.6	2.2	9.3	1.8	
3	0.0	0.6	0.0	1.9	0.4	
4	0.0	1.9	0.0	3.7	1.1	
N of Valid	152	157	90	54	453	
N of Miss	1	4	8	3	16	

Table 60: Think of your four best friends (the friends you feel closest to). In the past year (12 months), how many of your best friends have: used synthetic marijuana (K2, spice) or bath salts?






Response	6	8	10	12	Total	
0	98.0	93.0	94.4	85.5	94.0	
1	2.0	3.8	3.4	9.1	3.8	
2	0.0	0.0	0.0	3.6	0.4	
3	0.0	0.6	0.0	0.0	0.2	
4	0.0	2.5	2.2	1.8	1.6	
N of Valid	149	158	89	55	451	
N of Miss	4	3	9	2	18	

Table 61: Think of your four best friends (the friends you feel closest to). In the past year (12 months), how many of your best friends have: used LSD, cocaine, amphetamines, or other illegal drugs?






Response	6	8	10	12	Total	
0	99.3	91.1	92.1	81.5	92.9	
1	0.7	5.1	5.6	7.4	4.0	
2	0.0	1.3	2.2	7.4	1.8	
3	0.0	0.6	0.0	1.9	0.4	
4	0.0	1.9	0.0	1.9	0.9	
N of Valid	148	157	89	54	448	
N of Miss	5	4	9	3	21	

Table 62: Think of your four best friends (the friends you feel closest to). In the past year (12 months), how many of your best friends have: been bullied?






Response	6	8	10	12	Total	
0	36.4	45.3	49.4	64.2	45.4	
1	26.5	22.0	28.1	11.3	23.5	
2	21.9	12.6	15.7	7.5	15.7	
3	5.3	5.7	0.0	9.4	4.9	
4	9.9	14.5	6.7	7.5	10.6	
N of Valid	151	159	89	53	452	
N of Miss	2	2	9	4	17	

Table 63: Think of your four best friends (the friends you feel closest to). In the past year (12 months), how many of your best friends have: been suspended from school?






Response	6	8	10	12	Total	
0	87.0	66.2	80.9	61.1	75.3	
1	10.3	15.6	12.4	14.8	13.1	
2	2.1	11.2	1.1	13.0	6.5	
3	0.7	5.0	4.5	7.4	3.8	
4	0.0	1.9	1.1	3.7	1.3	
N of Valid	146	160	89	54	449	
N of Miss	7	1	9	3	20	

Table 64: Think of your four best friends (the friends you feel closest to). In the past year (12 months), how many of your best friends have: carried a handgun?






Response	6	8	10	12	Total	
0	95.9	84.3	93.3	77.8	89.1	
1	2.0	3.8	2.2	9.3	3.6	
2	1.4	5.0	0.0	5.6	2.9	
3	0.0	0.6	0.0	1.9	0.4	
4	0.7	6.3	4.5	5.6	4.0	
N of Valid	148	159	89	54	450	
N of Miss	5	2	9	3	19	

Table 65: Think of your four best friends (the friends you feel closest to). In the past year (12 months), how many of your best friends have: sold illegal drugs?






Response	6	8	10	12	Total	
0	100.0	93.6	93.3	79.6	94.0	
1	0.0	4.5	4.4	13.0	4.0	
2	0.0	0.6	0.0	5.6	0.9	
3	0.0	0.0	2.2	1.9	0.7	
4	0.0	1.3	0.0	0.0	0.4	
N of Valid	150	157	90	54	451	
N of Miss	3	4	8	3	18	

Table 66: Think of your four best friends (the friends you feel closest to). In the past year (12 months), how many of your best friends have: regularly attended religious services?






Response	6	8	10	12	Total	
0	32.6	21.7	15.9	22.2	24.2	
1	18.1	7.0	15.9	16.7	13.5	
2	16.7	15.3	20.5	22.2	17.6	
3	9.0	17.2	28.4	22.2	17.4	
4	23.6	38.9	19.3	16.7	27.3	
N of Valid	144	157	88	54	443	
N of Miss	9	4	10	3	26	

Table 67: Think of your four best friends (the friends you feel closest to). In the past year (12 months), how many of your best friends have: stolen or tried to steal a motor vehicle such as a car or motorcycle?






Response	6	8	10	12	Total	
0	98.7	96.2	97.8	88.9	96.5	
1	1.3	1.3	1.1	3.7	1.5	
2	0.0	0.6	1.1	3.7	0.9	
3	0.0	0.0	0.0	3.7	0.4	
4	0.0	1.9	0.0	0.0	0.7	
N of Valid	152	158	89	54	453	
N of Miss	1	3	9	3	16	

Table 68: Think of your four best friends (the friends you feel closest to). In the past year (12 months), how many of your best friends have: been arrested?






Response	6	8	10	12	Total	
0	97.3	88.1	93.3	83.3	91.6	
1	2.0	7.5	3.4	9.3	5.1	
2	0.7	2.5	1.1	5.6	2.0	
3	0.0	0.0	2.2	1.9	0.7	
4	0.0	1.9	0.0	0.0	0.7	
N of Valid	149	159	89	54	451	
N of Miss	4	2	9	3	18	

Table 69: Think of your four best friends (the friends you feel closest to). In the past year (12 months), how many of your best friends have: dropped out of school?





Response	6	8	10	12	Total	
0	98.7	94.3	96.6	85.2	95.1	
1	0.7	3.8	3.4	5.6	2.9	
2	0.7	1.9	0.0	7.4	1.8	
3	0.0	0.0	0.0	1.9	0.2	
4	0.0	0.0	0.0	0.0	0.0	
N of Valid	151	158	89	54	452	
N of Miss	2	3	9	3	17	

Table 70: Think of your four best friends (the friends you feel closest to). In the past year (12 months), how many of your best friends have: been members of a gang?






Response	6	8	10	12	Total	
0	97.3	94.3	96.6	88.9	95.1	
1	2.0	2.5	2.2	5.6	2.7	
2	0.0	2.5	0.0	1.9	1.1	
3	0.0	0.0	0.0	3.7	0.4	
4	0.7	0.6	1.1	0.0	0.7	
N of Valid	149	158	89	54	450	
N of Miss	4	3	9	3	19	

Table 71: How old were you when you first: smoked marijuana?










Response	6	8	10	12	Total	
Never	100.0	93.0	82.8	62.3	89.7	
10 or younger	0.0	0.6	0.0	5.7	0.9	
11	0.0	2.5	1.1	1.9	1.3	
12	0.0	1.3	1.1	0.0	0.7	
13	0.0	2.5	3.4	5.7	2.2	
14	0.0	0.0	2.3	3.8	0.9	
15	0.0	0.0	8.0	9.4	2.7	
16	0.0	0.0	1.1	7.5	1.1	
17 or older	0.0	0.0	0.0	3.8	0.4	
N of Valid	148	157	87	53	445	
N of Miss	5	4	11	4	24	

Table 72: How old were you when you first: smoked a cigarette, even just a puff?










Response	6	8	10	12	Total	
Never	92.7	81.6	61.4	55.6	78.3	
10 or younger	4.0	7.0	8.0	7.4	6.2	
11	2.0	4.4	5.7	7.4	4.2	
12	1.3	1.3	2.3	1.9	1.6	
13	0.0	5.7	5.7	3.7	3.5	
14	0.0	0.0	6.8	7.4	2.2	
15	0.0	0.0	8.0	7.4	2.4	
16	0.0	0.0	2.3	5.6	1.1	
17 or older	0.0	0.0	0.0	3.7	0.4	
N of Valid	151	158	88	54	451	
N of Miss	2	3	10	3	18	

Table 73: How old were you when you first: had more than a sip or two of beer, wine or hard liquor (for example, vodka, whiskey, or gin)?










Response	6	8	10	12	Total	
Never	87.9	70.9	47.7	45.3	69.0	
10 or younger	8.1	7.0	5.7	13.2	7.8	
11	3.4	7.0	4.5	1.9	4.7	
12	0.7	5.7	5.7	5.7	4.0	
13	0.0	7.6	10.2	1.9	4.9	
14	0.0	1.9	10.2	9.4	3.8	
15	0.0	0.0	14.8	5.7	3.6	
16	0.0	0.0	1.1	5.7	0.9	
17 or older	0.0	0.0	0.0	11.3	1.3	
N of Valid	149	158	88	53	448	
N of Miss	4	3	10	4	21	

Table 74: How old were you when you first: began drinking alcoholic beverages regularly, that is, at least once or twice a month?










Response	6	8	10	12	Total	
Never	100.0	90.6	83.9	64.2	89.3	
10 or younger	0.0	1.3	1.1	1.9	0.9	
11	0.0	1.3	0.0	0.0	0.4	
12	0.0	2.5	1.1	5.7	1.8	
13	0.0	3.1	1.1	0.0	1.3	
14	0.0	1.3	2.3	3.8	1.3	
15	0.0	0.0	8.0	5.7	2.2	
16	0.0	0.0	2.3	7.5	1.3	
17 or older	0.0	0.0	0.0	11.3	1.3	
N of Valid	150	159	87	53	449	
N of Miss	3	2	11	4	20	

Table 75: How old were you when you first: used Daztrex?


Response	6	8	10	12	Total	
Never	100.0	100.0	100.0	100.0	100.0	
10 or younger	0.0	0.0	0.0	0.0	0.0	
11	0.0	0.0	0.0	0.0	0.0	
12	0.0	0.0	0.0	0.0	0.0	
13	0.0	0.0	0.0	0.0	0.0	
14	0.0	0.0	0.0	0.0	0.0	
15	0.0	0.0	0.0	0.0	0.0	
16	0.0	0.0	0.0	0.0	0.0	
17 or older	0.0	0.0	0.0	0.0	0.0	
N of Valid	148	156	88	55	447	
N of Miss	5	5	10	2	22	

Table 76: How old were you when you first: got suspended from school?









Response	6	8	10	12	Total	
Never	95.9	87.3	87.6	67.3	87.8	
10 or younger	4.1	3.8	3.4	9.1	4.5	
11	0.0	1.9	1.1	1.8	1.1	
12	0.0	2.5	1.1	1.8	1.3	
13	0.0	1.9	2.2	7.3	2.0	
14	0.0	2.5	2.2	3.6	1.8	
15	0.0	0.0	2.2	5.5	1.1	
16	0.0	0.0	0.0	0.0	0.0	
17 or older	0.0	0.0	0.0	3.6	0.4	
N of Valid	147	158	89	55	449	
N of Miss	6	3	9	2	20	

Table 77: How old were you when you first: got arrested?







Response	6	8	10	12	Total	
Never	99.3	97.5	92.0	92.6	96.4	
10 or younger	0.0	0.0	0.0	3.7	0.4	
11	0.7	0.0	1.1	0.0	0.4	
12	0.0	0.6	0.0	1.9	0.4	
13	0.0	1.9	4.5	0.0	1.6	
14	0.0	0.0	0.0	0.0	0.0	
15	0.0	0.0	0.0	0.0	0.0	
16	0.0	0.0	2.3	1.9	0.7	
17 or older	0.0	0.0	0.0	0.0	0.0	
N of Valid	148	158	88	54	448	
N of Miss	5	3	10	3	21	

Table 78: How old were you when you first: carried a handgun?









Response	6	8	10	12	Total	
Never	93.1	78.5	90.9	87.0	86.7	
10 or younger	4.8	9.5	2.3	5.6	6.1	
11	1.4	3.8	0.0	1.9	2.0	
12	0.7	2.5	3.4	0.0	1.8	
13	0.0	3.8	0.0	1.9	1.6	
14	0.0	1.9	2.3	0.0	1.1	
15	0.0	0.0	0.0	1.9	0.2	
16	0.0	0.0	0.0	0.0	0.0	
17 or older	0.0	0.0	1.1	1.9	0.4	
N of Valid	145	158	88	54	445	
N of Miss	8	3	10	3	24	

Table 79: How old were you when you first: used e-cigarettes, e-cigars, or e-hookahs?










Response	6	8	10	12	Total	
Never	99.3	92.5	69.3	66.7	87.0	
10 or younger	0.7	1.3	0.0	1.9	0.9	
11	0.0	2.5	2.3	1.9	1.6	
12	0.0	0.6	2.3	0.0	0.7	
13	0.0	2.5	6.8	1.9	2.5	
14	0.0	0.6	5.7	3.7	1.8	
15	0.0	0.0	11.4	9.3	3.4	
16	0.0	0.0	2.3	11.1	1.8	
17 or older	0.0	0.0	0.0	3.7	0.4	
N of Valid	146	159	88	54	447	
N of Miss	7	2	10	3	22	

Table 80: How old were you when you first: belonged to a gang?






Response	6	8	10	12	Total	
Never	97.3	98.7	97.7	96.3	97.8	
10 or younger	0.0	0.6	1.1	1.9	0.7	
11	2.7	0.0	0.0	0.0	0.9	
12	0.0	0.6	0.0	1.9	0.4	
13	0.0	0.0	0.0	0.0	0.0	
14	0.0	0.0	0.0	0.0	0.0	
15	0.0	0.0	1.1	0.0	0.2	
16	0.0	0.0	0.0	0.0	0.0	
17 or older	0.0	0.0	0.0	0.0	0.0	
N of Valid	148	159	88	54	449	
N of Miss	5	2	10	3	20	

Table 81: How old were you when you first: used prescription drugs not prescribed to you?










Response	6	8	10	12	Total	
Never	98.6	92.5	92.0	85.2	93.6	
10 or younger	1.4	1.9	0.0	3.7	1.6	
11	0.0	1.2	1.1	0.0	0.7	
12	0.0	1.2	1.1	1.9	0.9	
13	0.0	1.2	3.4	1.9	1.3	
14	0.0	1.9	1.1	0.0	0.9	
15	0.0	0.0	0.0	1.9	0.2	
16	0.0	0.0	0.0	5.6	0.7	
17 or older	0.0	0.0	1.1	0.0	0.2	
N of Valid	148	160	88	54	450	
N of Miss	5	1	10	3	19	

Table 82: How wrong do you think it is for someone your age to: take a handgun to school?





Response	6	8	10	12	Total	
Very wrong	90.8	83.8	88.2	79.6	86.5	
Wrong	6.6	11.2	8.6	11.1	9.2	
A little bit wrong	1.3	4.4	2.2	7.4	3.3	
Not at all wrong	1.3	0.6	1.1	1.9	1.1	
N of Valid	152	160	93	54	459	
N of Miss	1	1	5	3	10	

Table 83: How wrong do you think it is for someone your age to: steal anything?





Response	6	8	10	12	Total	
Very wrong	76.8	74.4	76.1	71.7	75.2	
Wrong	21.9	18.8	22.8	24.5	21.3	
A little bit wrong	1.3	5.6	1.1	1.9	2.9	
Not at all wrong	0.0	1.2	0.0	1.9	0.7	
N of Valid	151	160	92	53	456	
N of Miss	2	1	6	4	13	

Table 84: How wrong do you think it is for someone your age to: pick a fight with someone?





Response	6	8	10	12	Total	
Very wrong	57.1	41.8	50.5	35.8	47.9	
Wrong	29.3	33.5	32.3	39.6	32.6	
A little bit wrong	12.2	20.9	14.0	17.0	16.2	
Not at all wrong	1.4	3.8	3.2	7.5	3.3	
N of Valid	147	158	93	53	451	
N of Miss	6	3	5	4	18	

Table 85: How wrong do you think it is for someone your age to: attack someone with the idea of seriously hurting them?

Response	6	8	10	12	Total	
Very wrong	88.0	80.1	81.7	60.4	80.7	
Wrong	8.7	13.0	14.0	22.6	12.9	
A little bit wrong	2.0	6.2	4.3	17.0	5.7	
Not at all wrong	1.3	0.6	0.0	0.0	0.7	
N of Valid	150	161	93	53	457	
N of Miss	3	0	5	4	12	

Table 86: How wrong do you think it is for someone your age to: stay away from school all day when their parents think they are at school?

Response	6	8	10	12	Total	
Very wrong	84.5	71.9	59.8	43.4	70.2	
Wrong	12.2	18.1	30.4	34.0	20.5	
A little bit wrong	2.0	7.5	9.8	18.9	7.5	
Not at all wrong	1.4	2.5	0.0	3.8	1.8	
N of Valid	148	160	92	53	453	
N of Miss	5	1	6	4	16	

Table 87: How wrong do you think it is for someone your age to: drink beer, wine or hard liquor (for example, vodka, whiskey, or gin) regularly?

Response	6	8	10	12	Total	
Very wrong	93.3	74.1	49.5	34.0	70.6	
Wrong	3.4	14.6	24.7	17.0	13.2	
A little bit wrong	2.7	8.2	17.2	32.1	11.0	
Not at all wrong	0.7	3.2	8.6	17.0	5.1	
N of Valid	149	158	93	53	453	
N of Miss	4	3	5	4	16	

Table 88: How wrong do you think it is for someone your age to: smoke cigarettes?

Response	6	8	10	12	Total	
Very wrong	92.6	81.6	59.1	43.4	76.1	
Wrong	5.4	10.1	26.9	20.8	13.3	
A little bit wrong	2.0	4.4	3.2	22.6	5.5	
Not at all wrong	0.0	3.8	10.8	13.2	5.1	
N of Valid	148	158	93	53	452	
N of Miss	5	3	5	4	17	

Table 89: How wrong do you think it is for someone your age to: smoke marijuana?

Response	6	8	10	12	Total	
Very wrong	97.3	83.4	64.1	41.5	79.0	
Wrong	2.7	7.6	15.2	24.5	9.6	
A little bit wrong	0.0	2.5	9.8	15.1	4.7	
Not at all wrong	0.0	6.4	10.9	18.9	6.7	
N of Valid	146	157	92	53	448	
N of Miss	7	4	6	4	21	

Table 90: How wrong do you think it is for someone your age to: use prescription drugs or non-prescription drugs for the purpose of getting high?

Response	6	8	10	12	Total	
Very wrong	97.3	90.5	88.2	75.5	90.5	
Wrong	2.7	5.1	9.7	17.0	6.6	
A little bit wrong	0.0	3.2	1.1	5.7	2.0	
Not at all wrong	0.0	1.3	1.1	1.9	0.9	
N of Valid	149	158	93	53	453	
N of Miss	4	3	5	4	16	

Table 91: How wrong do you think it is for someone your age to: use synthetic marijuana (K2, spice) or bath salts?





Response	6	8	10	12	Total	
Very wrong	95.9	91.2	90.2	84.9	91.8	
Wrong	4.1	6.3	7.6	11.3	6.4	
A little bit wrong	0.0	0.6	1.1	1.9	0.7	
Not at all wrong	0.0	1.9	1.1	1.9	1.1	
N of Valid	147	159	92	53	451	
N of Miss	6	2	6	4	18	

Table 92: How wrong do you think it is for someone your age to: use LSD, cocaine, amphetamines or another illegal drug?





Response	6	8	10	12	Total	
Very wrong	99.3	93.0	91.3	78.8	93.1	
Wrong	0.7	5.7	5.4	11.5	4.7	
A little bit wrong	0.0	0.0	2.2	3.8	0.9	
Not at all wrong	0.0	1.3	1.1	5.8	1.3	
N of Valid	147	158	92	52	449	
N of Miss	6	3	6	5	20	

Table 93: How wrong do you think it is for someone your age to: use e-cigarettes, e-cigars or e-hookahs?





Response	6	8	10	12	Total	
Very wrong	93.9	82.5	55.4	45.3	76.3	
Wrong	4.8	10.6	16.3	17.0	10.6	
A little bit wrong	1.4	3.8	16.3	18.9	7.3	
Not at all wrong	0.0	3.1	12.0	18.9	5.8	
N of Valid	147	160	92	53	452	
N of Miss	6	1	6	4	17	

Table 94: At school during the past 12 months, did you receive help from the resource teacher, speech therapist or other special education teacher?



Response	6	8	10	12	Total	
No	76.7	84.6	88.4	95.6	84.1	
Yes	23.3	15.4	11.6	4.4	15.9	
N of Valid	129	143	86	45	403	
N of Miss	24	18	12	12	66	

Table 95: How many times in the past year (12 months) have you: been suspended from school?






Response	6	8	10	12	Total	
Never	98.0	90.6	92.4	85.2	92.8	
1 to 2 times	1.3	7.5	7.6	13.0	6.1	
3 to 5 times	0.7	0.6	0.0	0.0	0.4	
6 to 9 times	0.0	0.0	0.0	0.0	0.0	
10 to 19 times	0.0	0.0	0.0	0.0	0.0	
20 to 29 times	0.0	0.0	0.0	0.0	0.0	
30 to 39 times	0.0	1.3	0.0	0.0	0.4	
40+ times	0.0	0.0	0.0	1.9	0.2	
N of Valid	151	159	92	54	456	
N of Miss	2	2	6	3	13	

Table 96: How many times in the past year (12 months) have you: carried a handgun?








Response	6	8	10	12	Total	
Never	94.6	79.7	89.2	87.0	87.4	
1 to 2 times	2.7	8.2	6.5	3.7	5.5	
3 to 5 times	1.3	5.1	0.0	3.7	2.6	
6 to 9 times	0.7	1.9	1.1	1.9	1.3	
10 to 19 times	0.0	2.5	0.0	1.9	1.1	
20 to 29 times	0.0	0.6	1.1	0.0	0.4	
30 to 39 times	0.0	0.0	0.0	0.0	0.0	
40+ times	0.7	1.9	2.2	1.9	1.5	
N of Valid	149	158	93	54	454	
N of Miss	4	3	5	3	15	

Table 97: How many times in the past year (12 months) have you: sold illegal drugs?

Response	6	8	10	12	Total	
Never	100.0	98.7	97.8	87.0	97.6	
1 to 2 times	0.0	0.6	2.2	3.7	1.1	
3 to 5 times	0.0	0.6	0.0	0.0	0.2	
6 to 9 times	0.0	0.0	0.0	1.9	0.2	
10 to 19 times	0.0	0.0	0.0	3.7	0.4	
20 to 29 times	0.0	0.0	0.0	0.0	0.0	
30 to 39 times	0.0	0.0	0.0	0.0	0.0	
40+ times	0.0	0.0	0.0	3.7	0.4	
N of Valid	148	159	93	54	454	
N of Miss	5	2	5	3	15	

Table 98: How many times in the past year (12 months) have you: stolen or tried to steal a motor vehicle such as a car or motorcycle?

Response	6	8	10	12	Total	
Never	99.3	98.1	100.0	98.1	98.9	
1 to 2 times	0.7	0.6	0.0	1.9	0.7	
3 to 5 times	0.0	0.6	0.0	0.0	0.2	
6 to 9 times	0.0	0.6	0.0	0.0	0.2	
10 to 19 times	0.0	0.0	0.0	0.0	0.0	
20 to 29 times	0.0	0.0	0.0	0.0	0.0	
30 to 39 times	0.0	0.0	0.0	0.0	0.0	
40+ times	0.0	0.0	0.0	0.0	0.0	
N of Valid	147	157	91	54	449	
N of Miss	6	4	7	3	20	

Table 99: How many times in the past year (12 months) have you: participated in clubs, organizations or activities at school?









Response	6	8	10	12	Total	
Never	24.1	29.3	23.3	30.2	26.5	
1 to 2 times	36.6	19.7	7.8	7.5	21.3	
3 to 5 times	18.6	12.1	6.7	7.5	12.6	
6 to 9 times	4.8	6.4	4.4	1.9	4.9	
10 to 19 times	4.8	7.0	7.8	7.5	6.5	
20 to 29 times	1.4	3.2	13.3	13.2	5.8	
30 to 39 times	2.1	1.9	1.1	1.9	1.8	
40+ times	7.6	20.4	35.6	30.2	20.4	
N of Valid	145	157	90	53	445	
N of Miss	8	4	8	4	24	

Table 100: How many times in the past year (12 months) have you: been arrested?






Response	6	8	10	12	Total	
Never	99.3	96.8	96.8	96.3	97.6	
1 to 2 times	0.0	1.9	2.2	1.9	1.3	
3 to 5 times	0.7	0.0	1.1	0.0	0.4	
6 to 9 times	0.0	0.6	0.0	0.0	0.2	
10 to 19 times	0.0	0.0	0.0	0.0	0.0	
20 to 29 times	0.0	0.0	0.0	0.0	0.0	
30 to 39 times	0.0	0.0	0.0	0.0	0.0	
40+ times	0.0	0.6	0.0	1.9	0.4	
N of Valid	148	155	93	54	450	
N of Miss	5	6	5	3	19	

Table 101: How many times in the past year (12 months) have you: attacked someone with the idea of seriously hurting them?


Response	6	8	10	12	Total	
Never	91.8	86.2	94.5	79.6	88.9	
1 to 2 times	5.4	11.3	3.3	11.1	7.8	
3 to 5 times	2.7	0.6	0.0	5.6	1.8	
6 to 9 times	0.0	1.9	1.1	1.9	1.1	
10 to 19 times	0.0	0.0	0.0	1.9	0.2	
20 to 29 times	0.0	0.0	0.0	0.0	0.0	
30 to 39 times	0.0	0.0	0.0	0.0	0.0	
40+ times	0.0	0.0	1.1	0.0	0.2	
N of Valid	147	159	91	54	451	
N of Miss	6	2	7	3	18	

Table 102: How many times in the past year (12 months) have you: been drunk or high at school?


Response	6	8	10	12	Total	
Never	100.0	95.0	94.4	83.3	95.1	
1 to 2 times	0.0	3.8	3.3	5.6	2.7	
3 to 5 times	0.0	0.6	1.1	3.7	0.9	
6 to 9 times	0.0	0.0	1.1	1.9	0.4	
10 to 19 times	0.0	0.0	0.0	0.0	0.0	
20 to 29 times	0.0	0.0	0.0	0.0	0.0	
30 to 39 times	0.0	0.0	0.0	0.0	0.0	
40+ times	0.0	0.6	0.0	5.6	0.9	
N of Valid	149	159	90	54	452	
N of Miss	4	2	8	3	17	

Table 103: How many times in the past year (12 months) have you: taken a handgun to school?


Response	6	8	10	12	Total	
Never	100.0	100.0	100.0	100.0	100.0	
1 to 2 times	0.0	0.0	0.0	0.0	0.0	
3 to 5 times	0.0	0.0	0.0	0.0	0.0	
6 to 9 times	0.0	0.0	0.0	0.0	0.0	
10 to 19 times	0.0	0.0	0.0	0.0	0.0	
20 to 29 times	0.0	0.0	0.0	0.0	0.0	
30 to 39 times	0.0	0.0	0.0	0.0	0.0	
40+ times	0.0	0.0	0.0	0.0	0.0	
N of Valid	148	159	92	54	453	
N of Miss	5	2	6	3	16	

Table 104: Are you currently on probation, or assigned a probation officer with Juvenile Court?



Response	6	8	10	12	Total	
No	99.3	98.0	96.6	98.1	98.1	
Yes	0.7	2.0	3.4	1.9	1.9	
N of Valid	134	152	89	53	428	
N of Miss	19	9	9	4	41	

Table 105: Have you ever belonged to a gang?





Response	6	8	10	12	Total	
No	94.7	96.8	93.5	94.4	95.2	
No, but would like to	1.3	1.9	4.3	0.0	2.0	
Yes, in the past	2.7	1.3	1.1	0.0	1.5	
Yes, belong now	1.3	0.0	1.1	5.6	1.3	
Yes, but would like to get out	0.0	0.0	0.0	0.0	0.0	
N of Valid	150	158	92	54	454	
N of Miss	3	3	6	3	15	

Table 106: If you have ever belonged to a gang, did that gang have a name?

Response	6	8	10	12	Total	
No	9.4	5.2	3.3	18.9	7.8	
Yes	2.7	1.9	2.2	7.5	2.9	
I have never belonged to a gang	87.9	92.9	94.4	73.6	89.2	
N of Valid	149	154	90	53	446	
N of Miss	4	7	8	4	23	

Table 107: You are at a party at someone's house, and one of your friends offers you a drink containing alcohol. What would you say or do?

Response	6	8	10	12	Total	
Drink it	1.4	14.6	29.3	47.2	17.2	
Tell your friend, 'No thanks, I don't drink' and suggest that you and your friend go and do something else	46.6	41.4	41.3	18.9	40.4	
Just say, 'No thanks' and walk away	31.5	27.4	25.0	26.4	28.1	
Make up a good excuse, tell your friend you had something else to do, and leave	20.5	16.6	4.3	7.5	14.3	
N of Valid	146	157	92	53	448	
N of Miss	7	4	6	4	21	

Table 108: How often do you attend religious services or activities?

Response	6	8	10	12	Total	
Never	18.1	13.9	19.6	22.6	17.4	
Rarely	22.9	20.9	16.3	32.1	21.9	
1-2 Times a Month	16.0	10.8	16.3	17.0	14.3	
About Once a Week or More	43.1	54.4	47.8	28.3	46.3	
N of Valid	144	158	92	53	447	
N of Miss	9	3	6	4	22	

Table 109: I think sometimes it's okay to cheat at school.





Response	6	8	10	12	Total	
NO!	78.8	44.4	19.6	16.7	47.5	
no	19.2	38.8	42.4	57.4	35.2	
yes	2.0	15.0	31.5	20.4	14.7	
YES!	0.0	1.9	6.5	5.6	2.6	
N of Valid	151	160	92	54	457	
N of Miss	2	1	6	3	12	

Table 110: It is important to think before you act.





Response	6	8	10	12	Total	
NO!	0.7	0.0	0.0	3.8	0.7	
no	1.3	3.8	1.1	5.7	2.6	
yes	28.7	45.6	48.9	52.8	41.5	
YES!	69.3	50.6	50.0	37.7	55.2	
N of Valid	150	160	92	53	455	
N of Miss	3	1	6	4	14	

Table 111: Sometimes I think that life is not worth it.





Response	6	8	10	12	Total	
NO!	68.9	53.2	37.0	33.3	52.7	
no	16.9	19.9	37.0	29.6	23.6	
yes	10.1	16.0	20.7	29.6	16.7	
YES!	4.1	10.9	5.4	7.4	7.1	
N of Valid	148	156	92	54	450	
N of Miss	5	5	6	3	19	

Table 112: At times I think I am no good at all.

Response	6	8	10	12	Total	
NO!	40.1	39.2	30.8	20.8	35.6	
no	27.2	17.7	22.0	41.5	24.5	
yes	26.5	27.8	35.2	24.5	28.5	
YES!	6.1	15.2	12.1	13.2	11.4	
N of Valid	147	158	91	53	449	
N of Miss	6	3	7	4	20	

Table 113: All in all, I am inclined to think that I am a failure.

Response	6	8	10	12	Total	
NO!	58.9	49.7	42.2	29.6	48.8	
no	29.5	21.4	31.1	38.9	28.1	
yes	9.6	15.7	21.1	22.2	15.6	
YES!	2.1	13.2	5.6	9.3	7.6	
N of Valid	146	159	90	54	449	
N of Miss	7	2	8	3	20	

Table 114: In the past year, have you felt depressed or sad MOST days, even if you felt okay sometimes?

Response	6	8	10	12	Total	
NO!	33.3	38.0	30.4	27.8	33.7	
no	23.1	25.3	26.1	27.8	25.1	
yes	31.3	21.5	32.6	25.9	27.5	
YES!	12.2	15.2	10.9	18.5	13.7	
N of Valid	147	158	92	54	451	
N of Miss	6	3	6	3	18	

Table 115: It is all right to beat up people if they start the fight.





Response	6	8	10	12	Total	
NO!	53.3	33.3	27.5	20.8	37.4	
no	26.3	22.4	19.8	15.1	22.3	
yes	11.8	26.3	27.5	34.0	22.6	
YES!	8.6	17.9	25.3	30.2	17.7	
N of Valid	152	156	91	53	452	
N of Miss	1	5	7	4	17	

Table 116: I think it is okay to take something without asking if you can get away with it.





Response	6	8	10	12	Total	
NO!	86.8	66.0	62.6	57.4	71.2	
no	11.9	30.8	36.3	35.2	26.2	
yes	0.0	2.5	1.1	7.4	2.0	
YES!	1.3	0.6	0.0	0.0	0.7	
N of Valid	151	159	91	54	455	
N of Miss	2	2	7	3	14	

Table 117: Where do you get the most information about living a drug and alcohol free life? Parents/guardians





Response	6	8	10	12	Total	
All the time	55.1	52.5	48.9	38.5	51.0	
Most	23.1	20.0	24.4	17.3	21.6	
Some	12.9	18.1	8.9	25.0	15.4	
Very little	8.8	9.4	17.8	19.2	12.0	
N of Valid	147	160	90	52	449	
N of Miss	6	1	8	5	20	

Table 118: Where do you get the most information about living a drug and alcohol free life? Friends





Response	6	8	10	12	Total	
All the time	24.5	19.0	11.0	11.1	18.1	
Most	16.5	19.6	16.5	16.7	17.6	
Some	29.5	30.1	31.9	20.4	29.1	
Very little	29.5	31.4	40.7	51.9	35.2	
N of Valid	139	153	91	54	437	
N of Miss	14	8	7	3	32	

Table 119: Where do you get the most information about living a drug and alcohol free life? Family members





Response	6	8	10	12	Total	
All the time	49.7	40.8	40.2	27.8	42.0	
Most	22.4	23.7	26.1	24.1	23.8	
Some	16.1	21.7	15.2	22.2	18.6	
Very little	11.9	13.8	18.5	25.9	15.6	
N of Valid	143	152	92	54	441	
N of Miss	10	9	6	3	28	

Table 120: Where do you get the most information about living a drug and alcohol free life? School





Response	6	8	10	12	Total	
All the time	64.1	62.4	56.0	37.7	58.7	
Most	17.9	21.0	25.3	39.6	23.1	
Some	11.7	10.2	9.9	11.3	10.8	
Very little	6.2	6.4	8.8	11.3	7.4	
N of Valid	145	157	91	53	446	
N of Miss	8	4	7	4	23	

Table 121: Where do you get the most information about living a drug and alcohol free life? Internet





Response	6	8	10	12	Total	
All the time	15.2	18.4	15.6	7.4	15.4	
Most	16.7	12.5	15.6	14.8	14.7	
Some	18.8	26.3	34.4	42.6	27.6	
Very little	49.3	42.8	34.4	35.2	42.2	
N of Valid	138	152	90	54	434	
N of Miss	15	9	8	3	35	

Table 122: Where do you get the most information about living a drug and alcohol free life? TV





Response	6	8	10	12	Total	
All the time	23.4	20.0	15.7	11.1	19.1	
Most	14.2	15.3	15.7	20.4	15.7	
Some	24.1	29.3	36.0	38.9	30.2	
Very little	38.3	35.3	32.6	29.6	35.0	
N of Valid	141	150	89	54	434	
N of Miss	12	11	9	3	35	

Table 123: Where do you get the most information about living a drug and alcohol free life? Social media





Response	6	8	10	12	Total	
All the time	12.9	15.3	13.2	9.3	13.4	
Most	13.7	11.3	16.5	16.7	13.8	
Some	20.9	24.0	34.1	25.9	25.3	
Very little	52.5	49.3	36.3	48.1	47.5	
N of Valid	139	150	91	54	434	
N of Miss	14	11	7	3	35	

Table 124: How much do you think people risk harming themselves (physically or in other ways) if they: smoked one or more packs of cigarettes per day?


Response	6	8	10	12	Total	
No risk	8.9	6.0	3.4	10.2	6.9	
Slight risk	6.2	7.3	6.7	8.2	6.9	
Moderate risk	18.5	18.0	22.5	30.6	20.5	
Great risk	66.4	68.7	67.4	51.0	65.7	
N of Valid	146	150	89	49	434	
N of Miss	7	11	9	8	35	

Table 125: How much do you think people risk harming themselves (physically or in other ways) if they: try marijuana once or twice?


Response	6	8	10	12	Total	
No risk	11.1	10.6	30.3	47.9	19.0	
Slight risk	21.5	28.5	32.6	22.9	26.4	
Moderate risk	24.3	24.5	22.5	14.6	22.9	
Great risk	43.1	36.4	14.6	14.6	31.7	
N of Valid	144	151	89	48	432	
N of Miss	9	10	9	9	37	

Table 126: How much do you think people risk harming themselves (physically or in other ways) if they: smoke marijuana once or twice a week?


Response	6	8	10	12	Total	
No risk	11.2	7.9	24.1	41.7	16.0	
Slight risk	6.3	11.2	18.4	20.8	12.1	
Moderate risk	28.7	22.4	24.1	16.7	24.2	
Great risk	53.8	58.6	33.3	20.8	47.7	
N of Valid	143	152	87	48	430	
N of Miss	10	9	11	9	39	

Table 127: How much do you think people risk harming themselves (physically or in other ways) if they: take one or two drinks of an alcoholic beverage (beer, wine, liquor) nearly every day?


Response	6	8	10	12	Total	
No risk	11.0	7.3	10.1	20.8	10.6	
Slight risk	15.2	19.9	32.6	16.7	20.6	
Moderate risk	29.0	29.1	30.3	37.5	30.3	
Great risk	44.8	43.7	27.0	25.0	38.6	
N of Valid	145	151	89	48	433	
N of Miss	8	10	9	9	36	

Table 128: How much do you think people risk harming themselves (physically or in other ways) if they: have five or more drinks of an alcoholic beverage once or twice a weekend?


Response	6	8	10	12	Total	
No risk	10.3	3.3	7.9	16.7	8.1	
Slight risk	8.3	14.0	20.2	20.8	14.1	
Moderate risk	23.4	29.3	28.1	27.1	26.9	
Great risk	57.9	53.3	43.8	35.4	50.9	
N of Valid	145	150	89	48	432	
N of Miss	8	11	9	9	37	

Table 129: How much do you think people risk harming themselves (physically or in other ways) if they: use prescription drugs that are not prescribed to them?


Response	6	8	10	12	Total	
No risk	9.8	3.3	3.4	12.5	6.5	
Slight risk	4.9	4.0	9.0	6.2	5.6	
Moderate risk	9.1	18.7	12.4	25.0	14.9	
Great risk	76.2	74.0	75.3	56.2	73.0	
N of Valid	143	150	89	48	430	
N of Miss	10	11	9	9	39	

Table 130: How much do you think people risk harming themselves (physically or in other ways) if they: use non-prescription drugs to get high?

Response	6	8	10	12	Total	
No risk	8.6	3.3	2.2	12.5	5.9	
Slight risk	3.6	2.6	4.5	0.0	3.0	
Moderate risk	8.6	15.9	19.1	29.2	15.7	
Great risk	79.1	78.1	74.2	58.3	75.4	
N of Valid	139	151	89	48	427	
N of Miss	14	10	9	9	42	

Table 131: How much do you think people risk harming themselves (physically or in other ways) if they: use e-cigarettes, e-cigars, or e-hookahs?

Response	6	8	10	12	Total	
No risk	11.0	11.9	16.9	33.3	15.0	
Slight risk	9.7	13.2	40.4	25.0	18.9	
Moderate risk	28.3	22.5	18.0	18.8	23.1	
Great risk	51.0	52.3	24.7	22.9	43.0	
N of Valid	145	151	89	48	433	
N of Miss	8	10	9	9	36	

Table 132: Have you ever used smokeless tobacco (chew, snuff, plug, dipping tobacco, or chewing tobacco)?

Response	6	8	10	12	Total	
Never	91.9	82.1	75.3	56.0	81.1	
Once or Twice	5.4	9.9	13.5	16.0	9.8	
Once in a while but not regularly	1.3	4.6	4.5	4.0	3.4	
Regularly in the past	0.7	0.7	4.5	8.0	2.3	
Regularly now	0.7	2.6	2.2	16.0	3.4	
N of Valid	149	151	89	50	439	
N of Miss	4	10	9	7	30	

Table 133: How often have you used smokeless tobacco during the past 30 days?


Response	6	8	10	12	Total	
Not at all	98.6	92.8	94.4	79.6	93.6	
Once or twice	0.7	4.6	3.4	8.2	3.4	
Once or twice per week	0.0	1.3	0.0	0.0	0.5	
Three to five times per week	0.7	0.0	0.0	0.0	0.2	
About once a day	0.0	0.0	0.0	0.0	0.0	
More than once a day	0.0	1.3	2.2	12.2	2.3	
N of Valid	148	153	89	49	439	
N of Miss	5	8	9	8	30	

Table 134: Have you ever smoked cigarettes?


Response	6	8	10	12	Total	
Never	91.9	84.0	64.4	58.3	79.8	
Once or Twice	7.4	10.0	24.4	14.6	12.6	
Once in a while but not regularly	0.0	2.0	5.6	14.6	3.4	
Regularly in the past	0.7	2.0	4.4	8.3	2.8	
Regularly now	0.0	2.0	1.1	4.2	1.4	
N of Valid	148	150	90	48	436	
N of Miss	5	11	8	9	33	

Table 135: How frequently have you smoked cigarettes during the past 30 days?


Response	6	8	10	12	Total	
Not at all	98.7	93.3	93.3	83.3	94.1	
Less than one cigarette per day	1.3	3.3	4.4	8.3	3.4	
One to five cigarettes per day	0.0	2.0	2.2	2.1	1.4	
About one-half pack per day	0.0	0.7	0.0	6.2	0.9	
About one pack per day	0.0	0.0	0.0	0.0	0.0	
About one and one-half packs per day	0.0	0.7	0.0	0.0	0.2	
Two packs or more per day	0.0	0.0	0.0	0.0	0.0	
N of Valid	149	150	90	48	437	
N of Miss	4	11	8	9	32	

Table 136: Which statement best describes rules about smoking inside your home or your family cars?






Response	6	8	10	12	Total	
Smoking is not allowed anywhere inside your home or cars	63.6	59.6	61.1	52.1	60.5	
Smoking is allowed in some places and at some times or in some cars	12.6	12.6	13.3	16.7	13.2	
Smoking is allowed anywhere inside the home or cars	2.0	6.0	5.6	6.2	4.5	
There are no rules about smoking inside the home or cars	3.3	7.9	12.2	10.4	7.5	
I don't know	18.5	13.9	7.8	14.6	14.3	
N of Valid	151	151	90	48	440	
N of Miss	2	10	8	9	29	

Table 137: Have you ever used e-cigarettes, e-cigars, or e-hookahs?






Response	6	8	10	12	Total	
Never	97.3	90.7	67.0	60.4	84.8	
Once or Twice	2.7	5.3	10.2	18.8	6.9	
Once in a while but not regularly	0.0	1.3	12.5	14.6	4.6	
Regularly in the past	0.0	2.0	8.0	4.2	2.8	
Regularly now	0.0	0.7	2.3	2.1	0.9	
N of Valid	147	150	88	48	433	
N of Miss	6	11	10	9	36	

Table 138: How frequently have you used e-cigarettes, e-cigars, or e-hookahs?

Response	6	8	10	12	Total	
Not at all	100.0	94.6	86.4	77.1	92.8	
Less than 10 puffs per day	0.0	4.1	9.1	18.8	5.3	
10 to 50 puffs per day	0.0	1.4	4.5	2.1	1.6	
About one-half cartomiser per day	0.0	0.0	0.0	0.0	0.0	
About one cartomiser per day	0.0	0.0	0.0	0.0	0.0	
About one and one-half cartomisers per day	0.0	0.0	0.0	2.1	0.2	
Two cartomisers or more per day	0.0	0.0	0.0	0.0	0.0	
N of Valid	147	147	88	48	430	
N of Miss	6	14	10	9	39	

Table 139: During this school year, were you taught in any of your classes about the dangers of tobacco use?

Response	6	8	10	12	Total	
Never	11.0	14.1	34.1	41.7	20.2	
Rarely	9.7	17.4	21.6	20.8	16.0	
Sometimes	35.9	19.5	23.9	18.8	25.8	
Often	24.8	29.5	11.4	16.7	22.8	
Almost always	18.6	19.5	9.1	2.1	15.1	
N of Valid	145	149	88	48	430	
N of Miss	8	12	10	9	39	

Table 140: During the past 12 months, have you participated in any community activities to discourage people your age from using cigarettes, chewing tobacco, snuff, dip or cigars, e-cigarettes, e-cigars, or e-hookahs?

Response	6	8	10	12	Total	
Never	64.8	48.3	58.0	64.6	57.7	
Rarely	11.7	9.5	17.0	20.8	13.1	
Sometimes	10.3	8.8	18.2	8.3	11.2	
Often	4.1	13.6	6.8	2.1	7.7	
Almost always	9.0	19.7	0.0	4.2	10.3	
N of Valid	145	147	88	48	428	
N of Miss	8	14	10	9	41	

Table 141: Think back over the last two weeks. How many times have you had five or more alcoholic drinks in a row?


Response	6	8	10	12	Total	
None	97.3	92.6	88.5	70.8	91.0	
Once	2.7	2.7	1.1	6.2	2.8	
Twice	0.0	3.4	8.0	2.1	3.0	
3-5 times	0.0	1.3	2.3	14.6	2.5	
6-9 times	0.0	0.0	0.0	0.0	0.0	
10 or more times	0.0	0.0	0.0	6.2	0.7	
N of Valid	149	149	87	48	433	
N of Miss	4	12	11	9	36	

Table 142: During the past 30 days, how many times did you ride in a car or other vehicle driven by someone who had been drinking alcohol or using drugs to get high?


Response	6	8	10	12	Total	
0 times	92.5	88.4	87.2	79.2	88.5	
1 time	3.4	5.4	7.0	6.2	5.2	
2 or 3 times	1.4	2.7	3.5	6.2	2.8	
4 or 5 times	0.7	1.4	1.2	2.1	1.2	
6 or more times	2.1	2.0	1.2	6.2	2.3	
N of Valid	146	147	86	48	427	
N of Miss	7	14	12	9	42	

Table 143: During the past 30 days, how many times did you drive a car or other vehicle when you had been drinking alcohol or using drugs to get high?


Response	6	8	10	12	Total	
I did not drive a car in the past 30 days	51.0	57.3	36.8	26.7	47.6	
0 times	49.0	39.2	62.1	60.0	49.5	
1 time	0.0	0.7	0.0	4.4	0.7	
2 or 3 times	0.0	2.1	1.1	2.2	1.2	
4 or 5 times	0.0	0.0	0.0	2.2	0.2	
6 or more times	0.0	0.7	0.0	4.4	0.7	
N of Valid	145	143	87	45	420	
N of Miss	8	18	11	12	49	

Table 144: If you drank alcohol (not just a sip or taste) in the past year, how did you usually get it?

Response	6	8	10	12	Total	
I did not drink alcohol in the past year	94.4	83.6	71.3	61.7	82.3	
I bought it myself with a fake ID	0.0	0.0	0.0	0.0	0.0	
I bought it myself without a fake ID	0.0	0.0	0.0	0.0	0.0	
I got it from someone I know age 21 or older	0.7	0.7	8.0	19.1	4.2	
I got it from someone I know under age 21	0.0	0.7	5.7	4.3	1.9	
I got it from my brother or sister	0.7	2.1	1.1	2.1	1.4	
I got it from home with my parents' permission	1.4	4.8	6.9	2.1	3.8	
I got it from home without my parents' permission	0.0	2.7	2.3	0.0	1.4	
I got it from another relative	0.0	2.7	1.1	0.0	1.2	
A stranger bought it for me	0.0	0.0	0.0	2.1	0.2	
I took it from a store or shop	0.0	0.0	0.0	0.0	0.0	
Other	2.8	2.7	3.4	8.5	3.5	
N of Valid	144	146	87	47	424	
N of Miss	9	15	11	10	45	

Table 145: If you drank alcohol (not just a sip or taste) in the past year, where did you usually drink it?

Response	6	8	10	12	Total	
I did not drink alcohol in the past year	96.5	84.4	73.3	65.9	84.2	
At my home	2.1	8.8	12.8	6.8	7.2	
At someone else's home	1.4	4.1	11.6	13.6	5.7	
At an open area like a park, beach, field, back road, woods, or a street corner	0.0	2.0	1.2	11.4	2.1	
At a sporting event or concert	0.0	0.0	0.0	0.0	0.0	
At a restaurant, bar, or a nightclub	0.0	0.0	0.0	0.0	0.0	
At an empty building or a construction site	0.0	0.0	0.0	0.0	0.0	
At a hotel/motel	0.0	0.7	0.0	0.0	0.2	
An a car	0.0	0.0	1.2	0.0	0.2	
At school	0.0	0.0	0.0	2.3	0.2	
N of Valid	142	147	86	44	419	
N of Miss	11	14	12	13	50	

Table 146: How do you feel about someone your age having one or two drinks of an alcoholic beverage nearly every day?





Response	6	8	10	12	Total	
Neither approve nor disapprove	17.0	29.3	41.9	51.1	30.2	
Somewhat disapprove	8.5	13.6	18.6	17.0	13.3	
Strongly disapprove	60.3	52.4	33.7	23.4	48.0	
Don't know or can't say	14.2	4.8	5.8	8.5	8.6	
N of Valid	141	147	86	47	421	
N of Miss	12	14	12	10	48	

Table 147: On how many occasions have you had alcoholic beverages (beer, wine or hard liquor) to drink in your lifetime - more than just a few sips?








Response	6	8	10	12	Total	
0	91.9	73.9	63.3	45.8	74.7	
1-2	5.4	12.4	10.0	14.6	9.8	
3-5	1.4	5.9	7.8	6.2	4.8	
6-9	0.0	3.9	5.6	4.2	3.0	
10-19	1.4	2.0	4.4	4.2	2.5	
20-39	0.0	1.3	2.2	8.3	1.8	
40	0.0	0.7	6.7	16.7	3.4	
N of Valid	148	153	90	48	439	
N of Miss	5	8	8	9	30	

Table 148: On how many occasions have you drunk one of more drinks of an alcoholic beverage during the past 30 days?







Response	6	8	10	12	Total	
0	98.0	90.7	84.1	68.8	89.4	
1-2	2.0	5.3	6.8	6.2	4.6	
3-5	0.0	2.6	5.7	6.2	2.8	
6-9	0.0	0.7	2.3	6.2	1.4	
10-19	0.0	0.0	0.0	6.2	0.7	
20-39	0.0	0.0	0.0	0.0	0.0	
40	0.0	0.7	1.1	6.2	1.1	
N of Valid	148	151	88	48	435	
N of Miss	5	10	10	9	34	

Table 149: On how many occasions have you used marijuana (grass, pot) or hashish (hash, hash oil) in your lifetime?


Response	6	8	10	12	Total	
0	100.0	91.4	86.5	65.3	90.4	
1-2	0.0	3.3	4.5	6.1	2.7	
3-5	0.0	2.0	3.4	2.0	1.6	
6-9	0.0	0.7	2.2	2.0	0.9	
10-19	0.0	1.3	2.2	4.1	1.4	
20-39	0.0	0.0	1.1	8.2	1.1	
40	0.0	1.3	0.0	12.2	1.8	
N of Valid	149	151	89	49	438	
N of Miss	4	10	9	8	31	

Table 150: On how many occasions have you used marijuana (grass, pot) or hashish (hash, hash oil) during the past 30 days?


Response	6	8	10	12	Total	
0	100.0	97.3	97.8	81.6	96.6	
1-2	0.0	1.3	1.1	2.0	0.9	
3-5	0.0	0.7	1.1	6.1	1.1	
6-9	0.0	0.0	0.0	4.1	0.5	
10-19	0.0	0.0	0.0	2.0	0.2	
20-39	0.0	0.0	0.0	0.0	0.0	
40	0.0	0.7	0.0	4.1	0.7	
N of Valid	148	150	90	49	437	
N of Miss	5	11	8	8	32	

Table 151: On how many occasions have you used LSD or other psychedelics in your lifetime?


Response	6	8	10	12	Total	
0	100.0	99.3	98.9	93.8	98.9	
1-2	0.0	0.0	0.0	2.1	0.2	
3-5	0.0	0.0	0.0	4.2	0.5	
6-9	0.0	0.0	1.1	0.0	0.2	
10-19	0.0	0.7	0.0	0.0	0.2	
20-39	0.0	0.0	0.0	0.0	0.0	
40	0.0	0.0	0.0	0.0	0.0	
N of Valid	149	153	90	48	440	
N of Miss	4	8	8	9	29	

Table 152: On how many occasions have you used LSD or other psychedelics during the past 30 days?



Response	6	8	10	12	Total	
0	100.0	99.3	100.0	100.0	99.8	
1-2	0.0	0.0	0.0	0.0	0.0	
3-5	0.0	0.0	0.0	0.0	0.0	
6-9	0.0	0.7	0.0	0.0	0.2	
10-19	0.0	0.0	0.0	0.0	0.0	
20-39	0.0	0.0	0.0	0.0	0.0	
40	0.0	0.0	0.0	0.0	0.0	
N of Valid	146	152	89	48	435	
N of Miss	7	9	9	9	34	

Table 153: On how many occasions have you used cocaine or crack in your lifetime?






Response	6	8	10	12	Total	
0	100.0	99.3	97.8	93.8	98.6	
1-2	0.0	0.7	0.0	4.2	0.7	
3-5	0.0	0.0	0.0	2.1	0.2	
6-9	0.0	0.0	0.0	0.0	0.0	
10-19	0.0	0.0	0.0	0.0	0.0	
20-39	0.0	0.0	1.1	0.0	0.2	
40	0.0	0.0	1.1	0.0	0.2	
N of Valid	145	152	90	48	435	
N of Miss	8	9	8	9	34	

Table 154: On how many occasions have you used cocaine or crack during the past 30 days?




Response	6	8	10	12	Total	
0	100.0	100.0	96.7	97.9	99.1	
1-2	0.0	0.0	1.1	2.1	0.5	
3-5	0.0	0.0	0.0	0.0	0.0	
6-9	0.0	0.0	0.0	0.0	0.0	
10-19	0.0	0.0	0.0	0.0	0.0	
20-39	0.0	0.0	0.0	0.0	0.0	
40	0.0	0.0	2.2	0.0	0.5	
N of Valid	147	151	90	48	436	
N of Miss	6	10	8	9	33	

Table 155: On how many occasions have you sniffed glue, breathed the contents of an aerosol spray can, or inhaled other gases or sprays, in order to get high in your lifetime?


Response	6	8	10	12	Total	
0	95.9	94.1	95.6	95.8	95.2	
1-2	3.4	3.9	3.3	4.2	3.7	
3-5	0.7	0.0	1.1	0.0	0.5	
6-9	0.0	1.3	0.0	0.0	0.5	
10-19	0.0	0.7	0.0	0.0	0.2	
20-39	0.0	0.0	0.0	0.0	0.0	
40	0.0	0.0	0.0	0.0	0.0	
N of Valid	146	152	90	48	436	
N of Miss	7	9	8	9	33	

Table 156: On how many occasions have you sniffed glue, breathed the contents of an aerosol spray can, or inhaled other gases or sprays, in order to get high during the past 30 days?


Response	6	8	10	12	Total	
0	98.6	98.7	100.0	100.0	99.1	
1-2	1.4	1.3	0.0	0.0	0.9	
3-5	0.0	0.0	0.0	0.0	0.0	
6-9	0.0	0.0	0.0	0.0	0.0	
10-19	0.0	0.0	0.0	0.0	0.0	
20-39	0.0	0.0	0.0	0.0	0.0	
40	0.0	0.0	0.0	0.0	0.0	
N of Valid	147	151	90	48	436	
N of Miss	6	10	8	9	33	

Table 157: On how many occasions have you used Daztrex in your lifetime?


Response	6	8	10	12	Total	
0	100.0	100.0	100.0	100.0	100.0	
1-2	0.0	0.0	0.0	0.0	0.0	
3-5	0.0	0.0	0.0	0.0	0.0	
6-9	0.0	0.0	0.0	0.0	0.0	
10-19	0.0	0.0	0.0	0.0	0.0	
20-39	0.0	0.0	0.0	0.0	0.0	
40	0.0	0.0	0.0	0.0	0.0	
N of Valid	144	151	90	48	433	
N of Miss	9	10	8	9	36	

Table 158: On how many occasions have you used Daztrex during the past 30 days?


Response	6	8	10	12	Total	
0	100.0	100.0	100.0	100.0	100.0	
1-2	0.0	0.0	0.0	0.0	0.0	
3-5	0.0	0.0	0.0	0.0	0.0	
6-9	0.0	0.0	0.0	0.0	0.0	
10-19	0.0	0.0	0.0	0.0	0.0	
20-39	0.0	0.0	0.0	0.0	0.0	
40	0.0	0.0	0.0	0.0	0.0	
N of Valid	143	150	89	49	431	
N of Miss	10	11	9	8	38	

Table 159: On how many occasions have you used synthetic marijuana (K2, spice) in your lifetime?





Response	6	8	10	12	Total	
0	99.3	98.0	96.7	91.8	97.5	
1-2	0.7	1.3	2.2	8.2	2.1	
3-5	0.0	0.0	1.1	0.0	0.2	
6-9	0.0	0.0	0.0	0.0	0.0	
10-19	0.0	0.0	0.0	0.0	0.0	
20-39	0.0	0.0	0.0	0.0	0.0	
40	0.0	0.7	0.0	0.0	0.2	
N of Valid	147	151	90	49	437	
N of Miss	6	10	8	8	32	

Table 160: On how many occasions have you used synthetic marijuana (K2, spice) during the past 30 days?




Response	6	8	10	12	Total	
0	100.0	99.3	98.9	100.0	99.5	
1-2	0.0	0.0	1.1	0.0	0.2	
3-5	0.0	0.7	0.0	0.0	0.2	
6-9	0.0	0.0	0.0	0.0	0.0	
10-19	0.0	0.0	0.0	0.0	0.0	
20-39	0.0	0.0	0.0	0.0	0.0	
40	0.0	0.0	0.0	0.0	0.0	
N of Valid	144	150	89	48	431	
N of Miss	9	11	9	9	38	

Table 161: On how many occasions have you used methamphetamines (meth, speed, crank, crystal meth) in your lifetime?





Response	6	8	10	12	Total	
0	100.0	99.3	97.8	95.8	98.9	
1-2	0.0	0.7	0.0	4.2	0.7	
3-5	0.0	0.0	0.0	0.0	0.0	
6-9	0.0	0.0	0.0	0.0	0.0	
10-19	0.0	0.0	0.0	0.0	0.0	
20-39	0.0	0.0	1.1	0.0	0.2	
40	0.0	0.0	1.1	0.0	0.2	
N of Valid	148	153	90	48	439	
N of Miss	5	8	8	9	30	

Table 162: On how many occasions have you used methamphetamines (meth, speed, crank, crystal meth) in the past 30 days?




Response	6	8	10	12	Total	
0	100.0	100.0	97.8	100.0	99.5	
1-2	0.0	0.0	1.1	0.0	0.2	
3-5	0.0	0.0	0.0	0.0	0.0	
6-9	0.0	0.0	1.1	0.0	0.2	
10-19	0.0	0.0	0.0	0.0	0.0	
20-39	0.0	0.0	0.0	0.0	0.0	
40	0.0	0.0	0.0	0.0	0.0	
N of Valid	147	151	90	48	436	
N of Miss	6	10	8	9	33	

Table 163: On how many occasions have you used other chemical products (bath salts, plant food, etc.) in your lifetime?




Response	6	8	10	12	Total	
0	98.6	98.7	100.0	97.9	98.8	
1-2	1.4	0.0	0.0	2.1	0.7	
3-5	0.0	1.3	0.0	0.0	0.5	
6-9	0.0	0.0	0.0	0.0	0.0	
10-19	0.0	0.0	0.0	0.0	0.0	
20-39	0.0	0.0	0.0	0.0	0.0	
40	0.0	0.0	0.0	0.0	0.0	
N of Valid	145	151	90	48	434	
N of Miss	8	10	8	9	35	

Table 164: On how many occasions have you used other chemical products (bath salts, plant food, etc.) during the past 30 days?



Response	6	8	10	12	Total	
0	99.3	100.0	100.0	97.9	99.5	
1-2	0.7	0.0	0.0	2.1	0.5	
3-5	0.0	0.0	0.0	0.0	0.0	
6-9	0.0	0.0	0.0	0.0	0.0	
10-19	0.0	0.0	0.0	0.0	0.0	
20-39	0.0	0.0	0.0	0.0	0.0	
40	0.0	0.0	0.0	0.0	0.0	
N of Valid	146	152	90	48	436	
N of Miss	7	9	8	9	33	

Table 165: On how many occasions have you used heroin or other opiates in your lifetime?




Response	6	8	10	12	Total	
0	100.0	100.0	98.9	97.9	99.5	
1-2	0.0	0.0	1.1	0.0	0.2	
3-5	0.0	0.0	0.0	2.1	0.2	
6-9	0.0	0.0	0.0	0.0	0.0	
10-19	0.0	0.0	0.0	0.0	0.0	
20-39	0.0	0.0	0.0	0.0	0.0	
40	0.0	0.0	0.0	0.0	0.0	
N of Valid	146	151	90	48	435	
N of Miss	7	10	8	9	34	

Table 166: On how many occasions have you used heroin or other opiates during the past 30 days?


Response	6	8	10	12	Total	
0	100.0	100.0	100.0	100.0	100.0	
1-2	0.0	0.0	0.0	0.0	0.0	
3-5	0.0	0.0	0.0	0.0	0.0	
6-9	0.0	0.0	0.0	0.0	0.0	
10-19	0.0	0.0	0.0	0.0	0.0	
20-39	0.0	0.0	0.0	0.0	0.0	
40	0.0	0.0	0.0	0.0	0.0	
N of Valid	147	150	90	48	435	
N of Miss	6	11	8	9	34	

Table 167: On how many occasions have you used MDMA ('X', 'E', or ecstasy) in your lifetime?




Response	6	8	10	12	Total	
0	100.0	99.3	98.9	95.8	99.1	
1-2	0.0	0.0	1.1	4.2	0.7	
3-5	0.0	0.0	0.0	0.0	0.0	
6-9	0.0	0.7	0.0	0.0	0.2	
10-19	0.0	0.0	0.0	0.0	0.0	
20-39	0.0	0.0	0.0	0.0	0.0	
40	0.0	0.0	0.0	0.0	0.0	
N of Valid	144	151	90	48	433	
N of Miss	9	10	8	9	36	

Table 168: On how many occasions have you used MDMA ('X', 'E', or ecstasy) during the past 30 days?


Response	6	8	10	12	Total	
0	100.0	100.0	100.0	100.0	100.0	
1-2	0.0	0.0	0.0	0.0	0.0	
3-5	0.0	0.0	0.0	0.0	0.0	
6-9	0.0	0.0	0.0	0.0	0.0	
10-19	0.0	0.0	0.0	0.0	0.0	
20-39	0.0	0.0	0.0	0.0	0.0	
40	0.0	0.0	0.0	0.0	0.0	
N of Valid	147	150	90	48	435	
N of Miss	6	11	8	9	34	

Table 169: On how many occasions have you taken prescription drugs (such as Valium, Xanax, Ritalin, Adderall, OxyContin, Darvocet, or sleeping pills) not prescribed to you in your lifetime?








Response	6	8	10	12	Total	
0	96.6	92.6	93.3	87.5	93.6	
1-2	2.7	2.7	2.2	2.1	2.5	
3-5	0.0	1.3	1.1	0.0	0.7	
6-9	0.0	0.7	0.0	6.2	0.9	
10-19	0.7	1.3	1.1	2.1	1.1	
20-39	0.0	0.0	1.1	0.0	0.2	
40	0.0	1.3	1.1	2.1	0.9	
N of Valid	148	149	90	48	435	
N of Miss	5	12	8	9	34	

Table 170: On how many occasions have you taken prescription drugs (such as Valium, Xanax, Ritalin, Adderall, OxyContin, Darvocet, or sleeping pills) not prescribed to you during the past 30 days?






Response	6	8	10	12	Total	
0	99.3	96.7	96.7	95.8	97.5	
1-2	0.7	2.0	2.2	4.2	1.8	
3-5	0.0	0.7	0.0	0.0	0.2	
6-9	0.0	0.0	0.0	0.0	0.0	
10-19	0.0	0.7	0.0	0.0	0.2	
20-39	0.0	0.0	1.1	0.0	0.2	
40	0.0	0.0	0.0	0.0	0.0	
N of Valid	148	151	90	48	437	
N of Miss	5	10	8	9	32	

Table 171: On how many occasions have you taken non-prescription medicines such as diet pills (for example, Dietac, Dexatrim or Prolamine), stay-awake pills (for example No-Doz, Vivarin, or Wake), or cough or cold medicines (robos, DXM, etc.) to get high in your lifetime?







Response	6	8	10	12	Total	
0	98.6	96.6	98.9	93.8	97.5	
1-2	0.7	2.0	0.0	2.1	1.2	
3-5	0.0	1.3	0.0	2.1	0.7	
6-9	0.0	0.0	0.0	2.1	0.2	
10-19	0.0	0.0	1.1	0.0	0.2	
20-39	0.0	0.0	0.0	0.0	0.0	
40	0.7	0.0	0.0	0.0	0.2	
N of Valid	147	149	90	48	434	
N of Miss	6	12	8	9	35	

Table 172: On how many occasions have you taken non-prescription medicines such as diet pills (for example, Dietac, Dexatrim or Prolamine), stay-awake pills (for example No-Doz, Vivarin, or Wake), or cough or cold medicines (robos, DXM, etc.) to get high during the past 30 days?



Response	6	8	10	12	Total	
0	99.3	98.0	100.0	100.0	99.1	
1-2	0.7	2.0	0.0	0.0	0.9	
3-5	0.0	0.0	0.0	0.0	0.0	
6-9	0.0	0.0	0.0	0.0	0.0	
10-19	0.0	0.0	0.0	0.0	0.0	
20-39	0.0	0.0	0.0	0.0	0.0	
40	0.0	0.0	0.0	0.0	0.0	
N of Valid	148	152	90	48	438	
N of Miss	5	9	8	9	31	

Table 173: On how many occasions have you been drunk or very high from drinking alcoholic beverages during the past 30 days?

Response	6	8	10	12	Total	
0	100.0	94.7	91.1	75.0	93.5	
1-2	0.0	3.3	4.4	6.2	2.8	
3-5	0.0	2.0	3.3	6.2	2.1	
6-9	0.0	0.0	1.1	2.1	0.5	
10-19	0.0	0.0	0.0	6.2	0.7	
20-39	0.0	0.0	0.0	2.1	0.2	
40	0.0	0.0	0.0	2.1	0.2	
N of Valid	145	150	90	48	433	
N of Miss	8	11	8	9	36	

Table 174: On how many occasions have you drunk flavored alcoholic beverages, sometimes called 'alcopops' (like Mike's Hard Lemonade, Smirnoff Ice, Bacardi Breezers, etc.) in your lifetime?

Response	6	8	10	12	Total	
0	94.6	86.8	75.3	70.8	85.3	
1-2	4.8	9.3	5.6	6.2	6.7	
3-5	0.7	2.0	5.6	2.1	2.3	
6-9	0.0	1.3	4.5	2.1	1.6	
10-19	0.0	0.0	3.4	8.3	1.6	
20-39	0.0	0.7	2.2	4.2	1.1	
40	0.0	0.0	3.4	6.2	1.4	
N of Valid	147	151	89	48	435	
N of Miss	6	10	9	9	34	

Table 175: On how many occasions have you drunk flavored alcoholic beverages, sometimes called 'alcopops' (like Mike's Hard Lemonade, Smirnoff Ice, Bacardi Breezers, etc.) during the past 30 days?






Response	6	8	10	12	Total	
0	99.3	93.9	87.8	85.4	93.5	
1-2	0.7	5.4	4.4	6.2	3.7	
3-5	0.0	0.7	3.3	4.2	1.4	
6-9	0.0	0.0	2.2	2.1	0.7	
10-19	0.0	0.0	2.2	2.1	0.7	
20-39	0.0	0.0	0.0	0.0	0.0	
40	0.0	0.0	0.0	0.0	0.0	
N of Valid	148	148	90	48	434	
N of Miss	5	13	8	9	35	

Table 176: If you used prescription drugs or over the counter drugs without a doctor telling you to use it or for the purpose of getting high, where did you get these drugs? - Did not use



Response	6	8	10	12	Total	
No	5.2	11.2	14.3	33.3	12.6	
Yes	94.8	88.8	85.7	66.7	87.4	
N of Valid	153	161	98	57	469	
N of Miss	0	0	0	0	0	

Table 177: If you used prescription drugs or over the counter drugs without a doctor telling you to use it or for the purpose of getting high, where did you get these drugs? - Bought or took from store or shop



Response	6	8	10	12	Total	
No	99.3	98.8	100.0	100.0	99.4	
Yes	0.7	1.2	0.0	0.0	0.6	
N of Valid	153	161	98	57	469	
N of Miss	0	0	0	0	0	

Table 178: If you used prescription drugs or over the counter drugs without a doctor telling you to use it or for the purpose of getting high, where did you get these drugs? -
Got from parents with permission



Response	6	8	10	12	Total	
No	100.0	97.5	99.0	100.0	98.9	
Yes	0.0	2.5	1.0	0.0	1.1	
N of Valid	153	161	98	57	469	
N of Miss	0	0	0	0	0	

Table 179: If you used prescription drugs or over the counter drugs without a doctor telling you to use it or for the purpose of getting high, where did you get these drugs? -
Got from home without permission



Response	6	8	10	12	Total	
No	100.0	98.1	99.0	98.2	98.9	
Yes	0.0	1.9	1.0	1.8	1.1	
N of Valid	153	161	98	57	469	
N of Miss	0	0	0	0	0	

Table 180: If you used prescription drugs or over the counter drugs without a doctor telling you to use it or for the purpose of getting high, where did you get these drugs? -
Got from relative with permission



Response	6	8	10	12	Total	
No	100.0	99.4	99.0	100.0	99.6	
Yes	0.0	0.6	1.0	0.0	0.4	
N of Valid	153	161	98	57	469	
N of Miss	0	0	0	0	0	

Table 181: If you used prescription drugs or over the counter drugs without a doctor telling you to use it or for the purpose of getting high, where did you get these drugs? -
Got from relative without permission



Response	6	8	10	12	Total	
No	100.0	99.4	99.0	100.0	99.6	
Yes	0.0	0.6	1.0	0.0	0.4	
N of Valid	153	161	98	57	469	
N of Miss	0	0	0	0	0	

Table 182: If you used prescription drugs or over the counter drugs without a doctor telling you to use it or for the purpose of getting high, where did you get these drugs? -
Got from friend's home with permission



Response	6	8	10	12	Total	
No	100.0	100.0	98.0	100.0	99.6	
Yes	0.0	0.0	2.0	0.0	0.4	
N of Valid	153	161	98	57	469	
N of Miss	0	0	0	0	0	

Table 183: If you used prescription drugs or over the counter drugs without a doctor telling you to use it or for the purpose of getting high, where did you get these drugs? -
Got from friend's home without permission



Response	6	8	10	12	Total	
No	100.0	100.0	99.0	98.2	99.6	
Yes	0.0	0.0	1.0	1.8	0.4	
N of Valid	153	161	98	57	469	
N of Miss	0	0	0	0	0	

Table 184: If you used prescription drugs or over the counter drugs without a doctor telling you to use it or for the purpose of getting high, where did you get these drugs? -
Got from friend at school



Response	6	8	10	12	Total	
No	100.0	100.0	99.0	100.0	99.8	
Yes	0.0	0.0	1.0	0.0	0.2	
N of Valid	153	161	98	57	469	
N of Miss	0	0	0	0	0	

Table 185: If you used prescription drugs or over the counter drugs without a doctor telling you to use it or for the purpose of getting high, where did you get these drugs? -
Got from friend at party



Response	6	8	10	12	Total	
No	100.0	99.4	100.0	100.0	99.8	
Yes	0.0	0.6	0.0	0.0	0.2	
N of Valid	153	161	98	57	469	
N of Miss	0	0	0	0	0	

Table 186: If you used prescription drugs or over the counter drugs without a doctor telling you to use it or for the purpose of getting high, where did you get these drugs? -
Got from friend, elsewhere



Response	6	8	10	12	Total	
No	100.0	99.4	100.0	98.2	99.6	
Yes	0.0	0.6	0.0	1.8	0.4	
N of Valid	153	161	98	57	469	
N of Miss	0	0	0	0	0	

Table 187: If you used prescription drugs or over the counter drugs without a doctor telling you to use it or for the purpose of getting high, where did you get these drugs? -
Got from internet sale


Response	6	8	10	12	Total	
No	100.0	100.0	100.0	100.0	100.0	
Yes	0.0	0.0	0.0	0.0	0.0	
N of Valid	153	161	98	57	469	
N of Miss	0	0	0	0	0	

Table 188: During the last month, about how many marijuana cigarettes, or the equivalent, did you smoke a day, on the average?







Response	6	8	10	12	Total	
None	98.7	95.3	97.7	87.8	96.2	
Less than 1 a day	0.7	0.7	2.3	7.3	1.6	
1 a day	0.0	1.4	0.0	0.0	0.5	
2-3 a day	0.0	2.0	0.0	2.4	0.9	
4-6 a day	0.7	0.0	0.0	2.4	0.5	
7-10 a day	0.0	0.0	0.0	0.0	0.0	
11 or more a day	0.0	0.7	0.0	0.0	0.2	
N of Valid	149	148	87	41	425	
N of Miss	4	13	11	16	44	

Table 189: How wrong do your friends feel it would be for YOU to: have one or two drinks of an alcoholic beverage nearly every day?





Response	6	8	10	12	Total	
Very wrong	78.5	57.0	39.1	26.2	57.8	
Wrong	11.4	22.8	28.7	26.2	20.4	
A little bit wrong	10.1	14.1	21.8	21.4	15.0	
Not at all wrong	0.0	6.0	10.3	26.2	6.8	
N of Valid	149	149	87	42	427	
N of Miss	4	12	11	15	42	

Table 190: How wrong do your friends feel it would be for YOU to: smoke tobacco?





Response	6	8	10	12	Total	
Very wrong	82.3	68.0	50.0	31.0	65.6	
Wrong	13.6	19.3	22.7	21.4	18.3	
A little bit wrong	3.4	6.7	14.8	28.6	9.4	
Not at all wrong	0.7	6.0	12.5	19.0	6.8	
N of Valid	147	150	88	42	427	
N of Miss	6	11	10	15	42	

Table 191: How wrong do your friends feel it would be for YOU to: smoke marijuana?





Response	6	8	10	12	Total	
Very wrong	85.8	76.5	54.0	26.2	70.2	
Wrong	11.5	9.4	17.2	14.3	12.2	
A little bit wrong	2.7	8.7	12.6	31.0	9.6	
Not at all wrong	0.0	5.4	16.1	28.6	8.0	
N of Valid	148	149	87	42	426	
N of Miss	5	12	11	15	43	

Table 192: How wrong do your friends feel it would be for YOU to: use prescription drugs not prescribed to you?





Response	6	8	10	12	Total	
Very wrong	88.5	79.9	70.1	45.2	77.5	
Wrong	8.8	13.4	14.9	38.1	14.6	
A little bit wrong	2.0	4.0	9.2	9.5	4.9	
Not at all wrong	0.7	2.7	5.7	7.1	3.1	
N of Valid	148	149	87	42	426	
N of Miss	5	12	11	15	43	

Table 193: How wrong would most adults (over 21) in your neighborhood think it is for kids your age: to use marijuana?





Response	6	8	10	12	Total	
Very wrong	89.0	78.0	69.8	53.7	77.7	
Wrong	6.9	15.3	18.6	29.3	14.5	
A little bit wrong	2.8	4.7	5.8	7.3	4.5	
Not at all wrong	1.4	2.0	5.8	9.8	3.3	
N of Valid	145	150	86	41	422	
N of Miss	8	11	12	16	47	

Table 194: How wrong would most adults (over 21) in your neighborhood think it is for kids your age: to drink alcohol?





Response	6	8	10	12	Total	
Very wrong	83.3	68.2	52.9	39.0	67.4	
Wrong	9.7	17.9	20.7	24.4	16.3	
A little bit wrong	4.9	8.6	19.5	19.5	10.6	
Not at all wrong	2.1	5.3	6.9	17.1	5.7	
N of Valid	144	151	87	41	423	
N of Miss	9	10	11	16	46	

Table 195: How wrong would most adults (over 21) in your neighborhood think it is for kids your age: to smoke cigarettes?





Response	6	8	10	12	Total	
Very wrong	85.9	73.8	56.3	46.3	71.6	
Wrong	10.6	15.4	21.8	26.8	16.2	
A little bit wrong	0.7	4.7	14.9	9.8	6.0	
Not at all wrong	2.8	6.0	6.9	17.1	6.2	
N of Valid	142	149	87	41	419	
N of Miss	11	12	11	16	50	

Table 196: How much do each of the following statements describe your neighborhood? crime and/or drug selling





Response	6	8	10	12	Total	
NO!	78.9	77.9	68.2	65.0	75.0	
no	15.6	14.1	23.9	30.0	18.2	
yes	4.8	7.4	4.5	2.5	5.4	
YES!	0.7	0.7	3.4	2.5	1.4	
N of Valid	147	149	88	40	424	
N of Miss	6	12	10	17	45	

Table 197: How much do each of the following statements describe your neighborhood? fights





Response	6	8	10	12	Total	
NO!	72.4	71.2	62.5	56.4	68.4	
no	17.2	19.2	28.4	35.9	22.0	
yes	9.0	7.5	6.8	5.1	7.7	
YES!	1.4	2.1	2.3	2.6	1.9	
N of Valid	145	146	88	39	418	
N of Miss	8	15	10	18	51	

Table 198: How much do each of the following statements describe your neighborhood? lots of empty or abandoned buildings

Response	6	8	10	12	Total	
NO!	70.7	70.1	60.9	57.5	67.2	
no	21.1	18.4	27.6	37.5	23.0	
yes	5.4	8.8	11.5	5.0	7.8	
YES!	2.7	2.7	0.0	0.0	1.9	
N of Valid	147	147	87	40	421	
N of Miss	6	14	11	17	48	

Table 199: How much do each of the following statements describe your neighborhood? lots of graffiti

Response	6	8	10	12	Total	
NO!	82.3	78.9	71.3	70.0	77.6	
no	13.5	19.0	26.4	27.5	19.5	
yes	2.8	0.7	2.3	0.0	1.7	
YES!	1.4	1.4	0.0	2.5	1.2	
N of Valid	141	147	87	40	415	
N of Miss	12	14	11	17	54	

Table 200: I feel safe in my neighborhood.

Response	6	8	10	12	Total	
NO!	9.0	5.3	3.4	10.0	6.6	
no	3.4	7.3	9.2	0.0	5.7	
yes	28.3	34.0	40.2	35.0	33.4	
YES!	59.3	53.3	47.1	55.0	54.3	
N of Valid	145	150	87	40	422	
N of Miss	8	11	11	17	47	

Table 201: If a kid smoked marijuana in your neighborhood would he or she be caught by the police?

Response	6	8	10	12	Total	
NO!	8.3	18.4	17.4	25.0	15.3	
no	18.6	32.7	45.3	35.0	30.6	
yes	31.7	31.3	24.4	35.0	30.4	
YES!	41.4	17.7	12.8	5.0	23.7	
N of Valid	145	147	86	40	418	
N of Miss	8	14	12	17	51	

Table 202: If a kid drank some beer, wine or hard liquor (for example, vodka, whiskey, or gin) in your neighborhood would he or she be caught by the police?

Response	6	8	10	12	Total	
NO!	10.4	23.3	29.1	24.3	20.1	
no	26.4	38.4	47.7	45.9	36.8	
yes	29.2	24.7	16.3	21.6	24.2	
YES!	34.0	13.7	7.0	8.1	18.9	
N of Valid	144	146	86	37	413	
N of Miss	9	15	12	20	56	

Table 203: If a kid carried a handgun in your neighborhood would he or she be caught by the police?

Response	6	8	10	12	Total	
NO!	14.1	19.9	18.6	23.7	18.0	
no	15.5	30.1	34.9	31.6	26.2	
yes	26.8	21.9	26.7	23.7	24.8	
YES!	43.7	28.1	19.8	21.1	31.1	
N of Valid	142	146	86	38	412	
N of Miss	11	15	12	19	57	

Table 204: If you wanted to get some cigarettes, how easy would it be for you to get some?


Response	6	8	10	12	Total	
Very hard	66.9	52.1	34.5	21.1	50.5	
Sort of hard	17.3	18.8	13.8	5.3	15.9	
Sort of easy	9.4	16.7	21.8	26.3	16.2	
Very easy	6.5	12.5	29.9	47.4	17.4	
N of Valid	139	144	87	38	408	
N of Miss	14	17	11	19	61	

Table 205: If you wanted to get some beer, wine or hard liquor (for example, vodka, whiskey, or gin), how easy would it be for you to get some?


Response	6	8	10	12	Total	
Very hard	70.6	45.8	33.7	23.7	49.5	
Sort of hard	14.0	16.0	12.8	10.5	14.1	
Sort of easy	10.3	20.1	25.6	26.3	18.6	
Very easy	5.1	18.1	27.9	39.5	17.8	
N of Valid	136	144	86	38	404	
N of Miss	17	17	12	19	65	

Table 206: If you wanted to get a drug like cocaine, LSD, or amphetamines, how easy would it be for you to get some?


Response	6	8	10	12	Total	
Very hard	91.2	84.1	75.6	55.3	81.9	
Sort of hard	8.1	9.4	17.4	23.7	12.1	
Sort of easy	0.0	4.3	7.0	7.9	3.8	
Very easy	0.7	2.2	0.0	13.2	2.3	
N of Valid	136	138	86	38	398	
N of Miss	17	23	12	19	71	

Table 207: If you wanted to get a handgun, how easy would it be for you to get one?





Response	6	8	10	12	Total	
Very hard	66.4	46.9	39.5	34.2	50.7	
Sort of hard	11.7	15.9	22.1	21.1	16.3	
Sort of easy	11.7	16.6	18.6	18.4	15.5	
Very easy	10.2	20.7	19.8	26.3	17.5	
N of Valid	137	145	86	38	406	
N of Miss	16	16	12	19	63	

Table 208: If you wanted to get some marijuana, how easy would it be for you to get some?





Response	6	8	10	12	Total	
Very hard	90.7	74.8	50.6	31.6	70.6	
Sort of hard	7.0	15.4	21.2	15.8	13.9	
Sort of easy	0.8	2.1	11.8	15.8	5.1	
Very easy	1.6	7.7	16.5	36.8	10.4	
N of Valid	129	143	85	38	395	
N of Miss	24	18	13	19	74	

Table 209: If you wanted to get prescription drugs for the purpose of getting high, how easy would it be for you to get some?





Response	6	8	10	12	Total	
Very hard	83.6	64.3	50.0	34.2	64.8	
Sort of hard	8.2	10.5	12.8	28.9	12.0	
Sort of easy	3.7	11.9	24.4	13.2	12.0	
Very easy	4.5	13.3	12.8	23.7	11.2	
N of Valid	134	143	86	38	401	
N of Miss	19	18	12	19	68	

Table 210: If you wanted to get synthetic marijuana such as K2 or chemical products such as bath salts to get high, how easy would it be for you to get some?


Response	6	8	10	12	Total	
Very hard	91.1	86.0	73.3	55.3	82.1	
Sort of hard	7.4	9.8	15.1	23.7	11.4	
Sort of easy	1.5	1.4	9.3	10.5	4.0	
Very easy	0.0	2.8	2.3	10.5	2.5	
N of Valid	135	143	86	38	402	
N of Miss	18	18	12	19	67	

Table 211: If you wanted to get steroids to use or to enhance athletic performance, how easy would it be for you to get some?


Response	6	8	10	12	Total	
Very hard	86.8	84.6	75.3	60.5	81.1	
Sort of hard	8.1	9.1	11.8	23.7	10.7	
Sort of easy	3.7	4.9	7.1	7.9	5.2	
Very easy	1.5	1.4	5.9	7.9	3.0	
N of Valid	136	143	85	38	402	
N of Miss	17	18	13	19	67	

Table 212: If you wanted to get e-cigarettes, e-cigars, or e-hookahs, how easy would it be for you to get some?


Response	6	8	10	12	Total	
Very hard	79.3	71.5	52.9	21.1	65.4	
Sort of hard	11.1	15.3	11.8	26.3	14.2	
Sort of easy	5.2	5.6	15.3	18.4	8.7	
Very easy	4.4	7.6	20.0	34.2	11.7	
N of Valid	135	144	85	38	402	
N of Miss	18	17	13	19	67	

Table 213: During the past 12 months, have you participated in any alcohol prevention programs or seen any alcohol prevention messages in your school or community? Yes, a school-based program focused on preventing underage drinking and/or drinking and driving.



Response	6	8	10	12	Total	
No	59.5	55.3	81.6	86.0	65.9	
Yes	40.5	44.7	18.4	14.0	34.1	
N of Valid	153	161	98	57	469	
N of Miss	0	0	0	0	0	

Table 214: During the past 12 months, have you participated in any alcohol prevention programs or seen any alcohol prevention messages in your school or community? Yes, a community-based program focused on preventing underage drinking and/or drinking and driving (for example, through your church or temple or through youth groups like Boys and Girls Club or 4-H).



Response	6	8	10	12	Total	
No	91.5	90.1	92.9	96.5	91.9	
Yes	8.5	9.9	7.1	3.5	8.1	
N of Valid	153	161	98	57	469	
N of Miss	0	0	0	0	0	

Table 215: During the past 12 months, have you participated in any alcohol prevention programs or seen any alcohol prevention messages in your school or community? Yes, a media campaign addressing underage drinking and/or drinking and driving (for example, newspaper ads, posters, pamphlets, radio, TV).



Response	6	8	10	12	Total	
No	92.2	90.7	93.9	96.5	92.5	
Yes	7.8	9.3	6.1	3.5	7.5	
N of Valid	153	161	98	57	469	
N of Miss	0	0	0	0	0	

Table 216: During the past 12 months, have you participated in any alcohol prevention programs or seen any alcohol prevention messages in your school or community? No



Response	6	8	10	12	Total	
No	54.9	64.0	40.8	54.4	55.0	
Yes	45.1	36.0	59.2	45.6	45.0	
N of Valid	153	161	98	57	469	
N of Miss	0	0	0	0	0	

Table 217: How wrong do your parents feel it would be for YOU to: have one or two drinks of an alcoholic beverage nearly every day?

Response	6	8	10	12	Total	
Very wrong	90.4	77.7	78.8	52.6	80.1	
Wrong	5.5	16.2	10.6	15.8	11.3	
A little bit wrong	3.4	4.7	5.9	21.1	6.0	
Not at all wrong	0.7	1.4	4.7	10.5	2.6	
N of Valid	146	148	85	38	417	
N of Miss	7	13	13	19	52	

Table 218: How wrong do your parents feel it would be for YOU to: smoke tobacco?

Response	6	8	10	12	Total	
Very wrong	93.2	89.1	78.8	55.3	85.3	
Wrong	5.5	8.8	10.6	21.1	9.1	
A little bit wrong	1.4	1.4	7.1	10.5	3.4	
Not at all wrong	0.0	0.7	3.5	13.2	2.2	
N of Valid	146	147	85	38	416	
N of Miss	7	14	13	19	53	

Table 219: How wrong do your parents feel it would be for YOU to: smoke marijuana?

Response	6	8	10	12	Total	
Very wrong	96.6	91.7	80.7	65.8	88.8	
Wrong	2.8	3.4	13.3	18.4	6.6	
A little bit wrong	0.0	2.8	1.2	7.9	1.9	
Not at all wrong	0.7	2.1	4.8	7.9	2.7	
N of Valid	145	145	83	38	411	
N of Miss	8	16	15	19	58	

Table 220: How wrong do your parents feel it would be for YOU to: use prescription drugs not prescribed to you?

Response	6	8	10	12	Total	
Very wrong	95.2	91.7	89.5	67.6	90.3	
Wrong	4.1	4.9	5.8	21.6	6.3	
A little bit wrong	0.7	2.1	2.3	5.4	1.9	
Not at all wrong	0.0	1.4	2.3	5.4	1.5	
N of Valid	145	144	86	37	412	
N of Miss	8	17	12	20	57	

Table 221: How wrong do your parents feel it would be for YOU to: steal something worth more than \$5?

Response	6	8	10	12	Total	
Very wrong	90.3	88.2	84.7	76.3	87.1	
Wrong	8.3	9.0	11.8	21.1	10.5	
A little bit wrong	0.7	2.1	1.2	0.0	1.2	
Not at all wrong	0.7	0.7	2.4	2.6	1.2	
N of Valid	144	144	85	38	411	
N of Miss	9	17	13	19	58	

Table 222: How wrong do your parents feel it would be for YOU to: draw graffiti, write things, or draw pictures on buildings or other property (without the owner's permission)?

Response	6	8	10	12	Total	
Very wrong	88.3	89.6	82.4	73.7	86.2	
Wrong	9.0	4.9	14.1	26.3	10.2	
A little bit wrong	2.8	4.9	2.4	0.0	3.2	
Not at all wrong	0.0	0.7	1.2	0.0	0.5	
N of Valid	145	144	85	38	412	
N of Miss	8	17	13	19	57	

Table 223: How wrong do your parents feel it would be for YOU to: pick a fight with someone?





Response	6	8	10	12	Total	
Very wrong	75.9	62.8	65.9	44.7	66.3	
Wrong	15.9	19.3	17.6	31.6	18.9	
A little bit wrong	7.6	12.4	11.8	15.8	10.9	
Not at all wrong	0.7	5.5	4.7	7.9	3.9	
N of Valid	145	145	85	38	413	
N of Miss	8	16	13	19	56	

Table 224: During the past 12 months, have you talked with at least one of your parents about the dangers of underage drinking and/or drinking and driving? By parents, we mean either your biological parents, adoptive parents, stepparents, or adult guardians - whether or not they live with you.



Response	6	8	10	12	Total	
No	55.2	55.7	48.2	61.1	54.4	
Yes	44.8	44.3	51.8	38.9	45.6	
N of Valid	145	140	85	36	406	
N of Miss	8	21	13	21	63	

Table 225: The rules in my family are clear.





Response	6	8	10	12	Total	
NO!	2.7	2.8	6.0	10.8	4.1	
no	3.4	6.9	2.4	16.2	5.6	
yes	29.3	35.4	40.5	35.1	34.2	
YES!	64.6	54.9	51.2	37.8	56.1	
N of Valid	147	144	84	37	412	
N of Miss	6	17	14	20	57	

Table 226: People in my family have serious arguments about the same things, and often insult or yell at each other.

Response	6	8	10	12	Total	
NO!	37.7	35.2	26.2	19.4	32.8	
no	40.4	37.9	39.3	44.4	39.7	
yes	15.1	17.9	21.4	30.6	18.7	
YES!	6.8	9.0	13.1	5.6	8.8	
N of Valid	146	145	84	36	411	
N of Miss	7	16	14	21	58	

Table 227: When I am not at home, one of my parents knows where I am and who I am with.

Response	6	8	10	12	Total	
NO!	2.7	2.1	3.6	13.9	3.7	
no	2.7	8.4	4.8	8.3	5.6	
yes	23.1	30.8	50.0	44.4	33.2	
YES!	71.4	58.7	41.7	33.3	57.6	
N of Valid	147	143	84	36	410	
N of Miss	6	18	14	21	59	

Table 228: My family has clear rules about alcohol and drug use.

Response	6	8	10	12	Total	
NO!	6.2	3.4	3.6	11.1	5.1	
no	3.4	10.3	13.3	19.4	9.3	
yes	15.8	24.8	36.1	38.9	25.1	
YES!	74.7	61.4	47.0	30.6	60.5	
N of Valid	146	145	83	36	410	
N of Miss	7	16	15	21	59	

Table 229: If you skipped school would you be caught by your parents?

Response	6	8	10	12	Total
NO!	3.4	4.8	8.3	16.7	6.1
no	2.0	9.0	14.3	16.7	8.3
yes	23.1	24.1	38.1	47.2	28.6
YES!	71.4	62.1	39.3	19.4	57.0
N of Valid	147	145	84	36	412
N of Miss	6	16	14	21	57

Table 230: My parents ask if I've gotten my homework done.

Response	6	8	10	12	Total
NO!	5.5	7.6	9.5	27.8	9.0
no	4.1	14.6	21.4	16.7	12.4
yes	18.5	29.9	36.9	38.9	28.0
YES!	71.9	47.9	32.1	16.7	50.5
N of Valid	146	144	84	36	410
N of Miss	7	17	14	21	59

Table 231: Would your parents know if you did not come home on time?

Response	6	8	10	12	Total
NO!	4.2	1.4	7.1	16.2	4.9
no	4.9	8.5	11.9	5.4	7.6
yes	25.7	23.2	44.0	45.9	30.5
YES!	65.3	66.9	36.9	32.4	57.0
N of Valid	144	142	84	37	407
N of Miss	9	19	14	20	62

Table 232: Do you know how to properly dispose of leftover prescription drugs?



Response	6	8	10	12	Total	
No	64.8	65.7	56.6	58.3	62.8	
Yes	35.2	34.3	43.4	41.7	37.2	
N of Valid	142	140	83	36	401	
N of Miss	11	21	15	21	68	

Table 233: Have any of your brothers or sisters ever: drunk beer, wine or hard liquor (for example, vodka, whiskey or gin)?




Response	6	8	10	12	Total	
No	77.6	63.4	45.2	55.9	64.0	
Yes	18.2	31.7	50.0	41.2	31.5	
I don't have any brothers or sisters	4.2	4.8	4.8	2.9	4.4	
N of Valid	143	145	84	34	406	
N of Miss	10	16	14	23	63	

Table 234: Have any of your brothers or sisters ever: smoked marijuana?




Response	6	8	10	12	Total	
No	91.7	84.8	61.9	75.8	81.8	
Yes	4.1	10.3	33.3	21.2	13.8	
I don't have any brothers or sisters	4.1	4.8	4.8	3.0	4.4	
N of Valid	145	145	84	33	407	
N of Miss	8	16	14	24	62	

Table 235: Have any of your brothers or sisters ever: smoked cigarettes?




Response	6	8	10	12	Total	
No	79.3	74.1	48.8	65.7	70.0	
Yes	16.6	21.0	45.2	31.4	25.3	
I don't have any brothers or sisters	4.1	4.9	6.0	2.9	4.7	
N of Valid	145	143	84	35	407	
N of Miss	8	18	14	22	62	

Table 236: Have any of your brothers or sisters ever: taken a handgun to school?




Response	6	8	10	12	Total	
No	95.8	93.7	92.9	94.3	94.3	
Yes	0.0	1.4	1.2	2.9	1.0	
I don't have any brothers or sisters	4.2	4.9	6.0	2.9	4.7	
N of Valid	144	142	84	35	405	
N of Miss	9	19	14	22	64	

Table 237: Have any of your brothers or sisters ever: been suspended or expelled from school?




Response	6	8	10	12	Total	
No	81.7	73.9	65.1	80.0	75.4	
Yes	14.1	21.1	30.1	17.1	20.1	
I don't have any brothers or sisters	4.2	4.9	4.8	2.9	4.5	
N of Valid	142	142	83	35	402	
N of Miss	11	19	15	22	67	

Table 238: Have any of your brothers or sisters ever: used e-cigarettes, e-cigars or e-hookahs?




Response	6	8	10	12	Total	
No	87.2	84.6	54.8	74.3	78.4	
Yes	8.5	10.5	40.5	22.9	17.1	
I don't have any brothers or sisters	4.3	4.9	4.8	2.9	4.5	
N of Valid	141	143	84	35	403	
N of Miss	12	18	14	22	66	

Table 239: Have any of your brothers or sisters ever: used prescription drugs not prescribed to him/her?




Response	6	8	10	12	Total	
No	93.7	90.1	75.0	80.0	87.3	
Yes	2.1	4.9	20.2	17.1	8.2	
I don't have any brothers or sisters	4.2	4.9	4.8	2.9	4.5	
N of Valid	142	142	84	35	403	
N of Miss	11	19	14	22	66	

Table 240: Have you changed homes in the past year (the last 12 months)?



Response	6	8	10	12	Total	
No	72.0	76.4	78.6	72.2	74.9	
Yes	28.0	23.6	21.4	27.8	25.1	
N of Valid	143	144	84	36	407	
N of Miss	10	17	14	21	62	

Table 241: How many times have you changed homes since kindergarten?






Response	6	8	10	12	Total	
Never	38.4	29.8	36.1	26.5	33.8	
1 or 2 times	32.6	34.8	26.5	26.5	31.6	
3 or 4 times	18.8	19.1	13.3	17.6	17.7	
5 or 6 times	6.5	9.2	12.0	17.6	9.6	
7 or more times	3.6	7.1	12.0	11.8	7.3	
N of Valid	138	141	83	34	396	
N of Miss	15	20	15	23	73	

Table 242: Have you changed schools (including changing from elementary to middle and middle to high school) in the past year?



Response	6	8	10	12	Total	
No	78.3	63.4	41.7	68.6	64.4	
Yes	21.7	36.6	58.3	31.4	35.6	
N of Valid	138	142	84	35	399	
N of Miss	15	19	14	22	70	

Table 243: How many times have you changed schools since kindergarten (including changing from elementary to middle and middle to high school)?






Response	6	8	10	12	Total	
Never	28.4	25.0	21.4	41.7	26.9	
1 or 2 times	52.5	36.8	15.5	22.2	36.5	
3 or 4 times	11.3	28.5	47.6	11.1	24.9	
5 or 6 times	7.1	4.9	7.1	11.1	6.7	
7 or more times	0.7	4.9	8.3	13.9	4.9	
N of Valid	141	144	84	36	405	
N of Miss	12	17	14	21	64	

Table 244: Has anyone in your family ever had severe alcohol or drug problems?



Response	6	8	10	12	Total	
No	62.5	65.0	61.7	59.5	63.0	
Yes	37.5	35.0	38.3	40.5	37.0	
N of Valid	144	143	81	37	405	
N of Miss	9	18	17	20	64	

Table 245: About how many adults (over 21) have you known personally who in the past year have: used marijuana, crack, cocaine, or other drugs?






Response	6	8	10	12	Total	
0	71.8	69.9	54.8	45.7	65.4	
1	20.4	13.7	20.2	14.3	17.4	
2	4.2	8.9	7.1	14.3	7.4	
3-4	2.1	4.1	7.1	20.0	5.4	
5	1.4	3.4	10.7	5.7	4.4	
N of Valid	142	146	84	35	407	
N of Miss	11	15	14	22	62	

Table 246: About how many adults (over 21) have you known personally who in the past year have: sold or dealt drugs?






Response	6	8	10	12	Total	
0	91.4	82.6	72.3	65.7	82.0	
1	7.2	8.3	12.0	22.9	10.0	
2	0.0	3.5	6.0	8.6	3.2	
3-4	1.4	2.8	6.0	2.9	3.0	
5	0.0	2.8	3.6	0.0	1.7	
N of Valid	139	144	83	35	401	
N of Miss	14	17	15	22	68	

Table 247: About how many adults (over 21) have you known personally who in the past year have: done other things that could get them in trouble with the police, like stealing, selling stolen goods, mugging or assaulting others, etc.?






Response	6	8	10	12	Total	
0	85.8	77.8	68.2	68.6	77.8	
1	9.9	10.4	15.3	14.3	11.6	
2	2.1	5.6	5.9	11.4	4.9	
3-4	0.7	3.5	3.5	2.9	2.5	
5	1.4	2.8	7.1	2.9	3.2	
N of Valid	141	144	85	35	405	
N of Miss	12	17	13	22	64	

Table 248: About how many adults (over 21) have you known personally who in the past year have: gotten drunk or high?






Response	6	8	10	12	Total	
0	63.1	49.7	28.6	28.6	48.1	
1	26.2	20.3	21.4	17.1	22.3	
2	2.8	11.9	10.7	14.3	8.7	
3-4	3.5	6.3	9.5	20.0	7.2	
5	4.3	11.9	29.8	20.0	13.6	
N of Valid	141	143	84	35	403	
N of Miss	12	18	14	22	66	

Table 249: Have you seen or heard information about underage drinking in the past 12 months from the following sources? Radio



Response	6	8	10	12	Total	
No	66.0	63.0	62.7	67.6	64.4	
Yes	34.0	37.0	37.3	32.4	35.6	
N of Valid	144	146	83	34	407	
N of Miss	9	15	15	23	62	

Table 250: Have you seen or heard information about underage drinking in the past 12 months from the following sources? TV.



Response	6	8	10	12	Total	
No	38.2	28.7	41.0	44.1	35.9	
Yes	61.8	71.3	59.0	55.9	64.1	
N of Valid	144	143	83	34	404	
N of Miss	9	18	15	23	65	

Table 251: Have you seen or heard information about underage drinking in the past 12 months from the following sources? Print. This includes information on underage drinking you may have seen in the newspaper, on a billboard, in pamphlets, on stickers, etc.



Response	6	8	10	12	Total	
No	61.4	48.9	51.8	58.8	54.8	
Yes	38.6	51.1	48.2	41.2	45.2	
N of Valid	145	141	83	34	403	
N of Miss	8	20	15	23	66	

Table 252: Have you seen or heard information about underage drinking in the past 12 months from the following sources? Website or social media? (Facebook, Myspace, website, etc.)



Response	6	8	10	12	Total	
No	62.1	44.4	42.2	47.1	50.5	
Yes	37.9	55.6	57.8	52.9	49.5	
N of Valid	145	142	83	34	404	
N of Miss	8	19	15	23	65	

Table 253: The next questions ask about your opinions of the information you saw or heard. If you have seen or heard more than one ad, please think about your favorite ad when answering these questions. The information about underage drinking that I saw or heard was convincing.

Response	6	8	10	12	Total	
NO!	34.3	16.7	12.3	27.3	22.9	
no	5.0	9.7	22.2	36.4	12.8	
yes	18.6	22.2	35.8	18.2	23.4	
YES!	15.7	30.6	14.8	12.1	20.6	
I have not seen or heard any ads about underage drinking in the past 12 months.	26.4	20.8	14.8	6.1	20.4	
N of Valid	140	144	81	33	398	
N of Miss	13	17	17	24	71	

Table 254: The next questions ask about your opinions of the information you saw or heard. If you have seen or heard more than one ad, please think about your favorite ad when answering these questions. The information about underage drinking that I saw or heard grabbed my attention.

Response	6	8	10	12	Total	
NO!	28.4	18.1	12.3	33.3	21.8	
no	9.9	22.2	29.6	18.2	19.0	
yes	15.6	17.4	32.1	30.3	20.8	
YES!	17.0	24.3	11.1	12.1	18.0	
I have not seen or heard any ads about underage drinking in the past 12 months.	29.1	18.1	14.8	6.1	20.3	
N of Valid	141	144	81	33	399	
N of Miss	12	17	17	24	70	

Table 255: The next questions ask about your opinions of the information you saw or heard. If you have seen or heard more than one ad, please think about your favorite ad when answering these questions. The information about underage drinking that I saw or heard said something important to me.

Response	6	8	10	12	Total	
NO!	24.1	19.6	12.3	36.4	21.1	
no	6.4	20.3	32.1	27.3	18.3	
yes	14.2	17.5	25.9	18.2	18.1	
YES!	22.0	23.8	14.8	12.1	20.4	
I have not seen or heard any ads about underage drinking in the past 12 months.	33.3	18.9	14.8	6.1	22.1	
N of Valid	141	143	81	33	398	
N of Miss	12	18	17	24	71	

Table 256: The next questions ask about your opinions of the information you saw or heard. If you have seen or heard more than one ad, please think about your favorite ad when answering these questions. Seeing or hearing this information about underage drinking made me want to stop or decrease my drinking.










Response	6	8	10	12	Total	
NO!	18.3	16.4	19.8	36.4	19.5	
no	3.1	11.9	29.6	30.3	14.2	
yes	11.5	12.7	17.3	12.1	13.2	
YES!	19.8	29.9	13.6	12.1	21.4	
I have not seen or heard any ads about underage drinking in the past 12 months.	47.3	29.1	19.8	9.1	31.7	
N of Valid	131	134	81	33	379	
N of Miss	22	27	17	24	90	

Table 257: How honest were you in filling out this survey?

Response	6	8	10	12	Total	
I was very honest	89.0	85.6	73.8	77.1	83.7	
I was honest pretty much of the time	8.9	11.6	23.8	17.1	13.6	
I was honest some of the time	2.1	2.7	1.2	0.0	1.9	
I was honest once in a while	0.0	0.0	1.2	5.7	0.7	
I was not honest at all	0.0	0.0	0.0	0.0	0.0	
N of Valid	146	146	84	35	411	
N of Miss	7	15	14	22	58	